
Jennifer Traeger, Chair
Aaron Koch, Vice Chair
Janet Allanach
Jonathan Edmonds
Tom Buchholz
Lori McLaughlin
Owen Von Flue

SILVER FALLS SCHOOL DISTRICT 4J
Budget Committee Meeting #2

Scott Drue, Superintendent
Dan Busch, Assistant Supt.
Leslie Roache, Teaching &
Learning Dir.
Steve Nielsen, Director of Finance
and Operations

Thursday, May 19, 2022

7:00 PM

**Silverton High School Library
1456 Pine Street
Silverton, OR 97381**

A G E N D A

1. Call meeting to order and note attendance
2. Materials Presented at April 28, 2022 Budget Committee Meeting 2
3. Review and approve April 28, 2022 Budget Committee Meeting minutes 160
4. Meeting Goals/Review Agenda
5. Follow-up items and requests from April 28, 2022 meeting/discussion (*attachments forthcoming*) 162
6. Public Comment - *If you would like to speak during public comment, email Debbie Valoff @ valoff_debbie@silverfalls.k12.or.us.*
7. Questions and Discussion
8. Approval of budget or decision to hold third meeting
9. Adjourn

The Silver Falls School District 4J, in compliance with the Americans with Disabilities Act of 1990 (ADA), will provide an assisted listening system (ALS) upon request. Please contact the District Administration Office at (503) 873-5303 forty-eight (48) hours in advance so arrangements can be completed.

VISITORS: Meetings of the school board are for the members to conduct official district business. All meetings are open to the public, except executive sessions which may be called according to Oregon law. Members of the public desiring to address the board are asked to contact the superintendent at least one week in advance of the meeting. If you wish to speak to the board, please give your name to the secretary, and the chairperson will provide you time under audience with visitors. Large groups are asked to designate a primary spokesperson.

*All items under consent agenda are adopted by a single motion, unless a member of the board or the superintendent requests that such item be removed from the consent agenda and voted upon separately.

SILVER FALLS SCHOOL DISTRICT 4J



2022-23 PROPOSED BUDGET

BUTTE CREEK *CENTRAL HOWELL*EVERGREEN *MARK TWAIN*PRATUM *
ROBERT FROST *SCOTTS MILLS*SILVER CREST *SILVERTON MIDDLE SCHOOL*
VICTOR POINT*SILVERTON HIGH SCHOOL * SEQUOIA FALLS ACADEMY

BUDGET COMMITTEE
SILVER FALLS SCHOOL DISTRICT 4J

Blinn CarstensenAppointed Budget Committee Member
Matthew Gaitan.....Appointed Budget Committee Member
Wally Lierman.....Appointed Budget Committee Member
Stephanie Mantie.....Appointed Budget Committee Member
Matt PlummerAppointed Budget Committee Member
Astrid PotterAppointed Budget Committee Member
Robin Welch.....Appointed Budget Committee Member

Janet Allanach..... Board Member
Tom Buchholz Board Member
Jonathon Edmonds Board Member
Aaron Koch..... Board Member
Lori McLaughlin Board Member
Jennifer Traeger..... Board Member
Owen VonFlue Board Member

FUND	FUND NAME	PRINCIPAL REVENUE SOURCES	PURPOSE OF FUND
100	GENERAL OPERATING FUND	STATE SCHOOL SUPPORT FUND FORMULA WHICH INCLUDES REVENUE FROM INCOME TAXES, PROPERTY TAXES, COMMON SCHOOL FUND, COUNTY SCHOOL FUND, STATE TIMBER AND FEDERAL FOREST FEES. ESSER FUNDS INCLUDED HERE.	PRIMARY OPERATIONS AND ACCOUNTING FOR ALL REVENUES AND EXPENDITURES EXCEPT THOSE REQUIRED TO BE ACCOUNTED FOR IN ANOTHER FUND
200	SPECIAL REVENUE FUNDS	PARENT/ROLL-UP FOR SPECIFIC SPECIAL REVENUE FUNDS BELOW	SPECIFIC REVENUE SOURCES THAT ARE RESTRICTED TO EXPENDITURES FOR SPECIFIC PURPOSES
201	FEDERAL GRANT FUNDS <i>(Formerly Fund 200)</i>	FEDERAL GRANTS: TITLE I(A), ESEA TITLE II(A), ESEA TITLE III, ESEA TITLE IVA IDEA	IMPROVING BASIC PROGRAMS PREPARING, TRAINING AND RECRUITING HIGH QUALITY TEACHERS AND PRINCIPALS LANGUAGE INSTRUCTION FOR LIMITED ENGLISH PROFICIENT AND IMMIGRANT STUDENTS IMPROVING STUDENTS' ACADEMIC ACHIEVEMENT PROVIDING EDUCATION FOR CHILDREN WITH DISABILITIES
230	TRANSPORTATION EQUIPMENT	STATE SCHOOL SUPPORT FUND FORMULA REIMBURSEMENT FOR DEPRECIATION OF TRANSPORTATION VEHICLES	REPLACEMENT OF TRANSPORTATION VEHICLES
250	STATE, LOCAL & OTHER	STATE GRANTS:	(FORMERLY IN FUND 200)
251	STUDENT INVESTMENT ACCOUNT	SIA FUNDS - NEW FOR 2020-21 - PART OF STUDENT SUCCESS ACT; STATE RESOURCE	TO MEET STUDENTS' BEHAVIORAL OR MENTAL NEEDS, AND TO INCREASE ACADEMIC ACHIEVEMENT FOR STUDENTS
252	MEASURE 98 - HIGH SCHOOL SUCCESS	STATE RESOURCE AS A RESULT OF MEASURE 98	HIGH SCHOOL SUCCESS FUNDS (FORMERLY IN FUND 200 ABOVE)
253	PRESCHOOL PROMISE	STATE RESOURCE	(FORMERLY IN FUND 200)
254	CTE	CTE FUNDS (CAREER PATHWAYS) CTE REVITALIZATION	CAREER & TECHNICAL EDUCATION GRANTS (FORMERLY IN FUND 200) CAREER & TECHNICAL EDUCATION GRANTS
259	MISC STATE, LOCAL & OTHER GRANTS	MISC STATE, LOCAL & OTHER MATERIAL GRANTS: TAP GRANTS PHYSICAL EDUCATION GRANT (PEEK-8) YOUTH TRANSITION PROGRAM (YTP GRANT) NEW EDUCATOR MENTOR GRANT EIS - EARLY INDICATOR & INTERVENTION K-8 SUMMER ENRICHMENT & HS CREDIT RECOVERY REENGAGEMENT OPPORTUNITY GRANT	(FORMERLY IN FUND 200) TECHNICAL ASSISTANCE PROGRAM GRANTS SUPPORTS P.E. AT VARIOUS ELEMENTARY SCHOOLS SUPPORTS SPECIAL EDUCATION STUDENTS IN TRANSITION FROM SHS TO ADULT WORLD FOCUSED SUPPORT FOR 1ST/2ND YEAR TEACHERS & ADMINISTRATORS ASSISTS SCHOOL DISTRICTS IN IMPLEMENTATION OF EIS, WHICH HELPS ALIGN SCHOOL, DISTRICT, AND COMMUNITY SYSTEMS TO HELP STUDENTS STAY ON TRACK TO GRADUATE SUMMER SCHOOL ROG PROGRAMS SERVE LOCAL COMMUNITIES TO RECONNECT YOUTH BACK TO THEIR EDUCATION, FOCUSED ON COMPLETING THEIR HIGH SCHOOL DIPLOMA OR GED
270	STUDENT SERVICES	FEES CHARGED TO STUDENTS, FUNDRAISING AND DONATIONS	ACCOUNT FOR EACH SCHOOL'S APPROVED FEES, DONATIONS RECEIVED, AND OPERATION OF CLUBS AND ORGANIZATIONS
299	CHILD NUTRITION PROGRAMS	MEAL SALES, NATIONAL SCHOOL NUTRITION PROGRAM	SCHOOL BREAKFAST, LUNCH AND SNACK A LA CARTE PROGRAMS (FORMERLY IN FUND 210)
300	DEBT SERVICE FUNDS	ACCOUNT FOR THE ACCUMULATION OF RESOURCES FOR, AND PAYMENT OF, GENERAL L-T DEBT, PRINCIPAL & INTEREST	
310	GO BOND DEBT SERVICE	PROPERTY TAXES, INVESTMENT EARNINGS	PAYMENT OF PRINCIPAL AND INTEREST ON GENERAL OBLIGATION BONDS
320	PERS UAL DEBT SERVICE	CHARGES TO OTHER FUNDS BASED ON ELIGIBLE WAGES	PAYMENT OF PRINCIPAL AND INTEREST ON BONDED DEBT ISSUED TO PAY OFF THE DISTRICT'S PORTION OF PERS UNFUNDED ACTUARIAL LIABILITY (UAL)
330	FFCL DEBT SERVICE	FULL FAITH & CREDIT LOAN FOR SILVERTON MS PROJECT (2016)	PAYMENT OF PRINCIPAL AND INTEREST ON FFCL LOAN (FUNDS USED FOR SCHLADOR BUILDING/SMS IMPROVEMENTS IN 2016)
340	DEBT SERVICE - SB1149 PROJECTS	SB 1149 FUNDS, ENERGY TAX CREDITS & SAVINGS ON ELECTRICITY DUE TO CONVERSION TO ENERGY EFFICIENT LIGHTING IN 2019	PAYMENT ON FINANCING PROVIDED TO HELP FUND 2019 LIGHTING PROJECT
400	CAPITAL PROJECTS FUNDS	ACCOUNT(S) FOR FINANCIAL RESOURCES TO ACQUIRE OR CONSTRUCT MAJOR CAPITAL FACILITIES	
430	CAPITAL PROJECTS - OTHER	SALE OF PROPERTY, INTEREST, CONSTRUCTION EXCISE TAX	ACCUMULATE FUNDING FOR OTHER CONSTRUCTION PROJECTS
600	INTERNAL SERVICE FUNDS	PROPRIETARY FUNDS	FORMERLY SELF-INSURANCE FUND
610	INSURANCE RESERVE	TRANSFERS FROM GENERAL FUND, INVESTMENT EARNINGS	PARTIAL SELF-INSURANCE (SUPPORT HIGH DEDUCTIBLES)
620	UNEMPLOYMENT RESERVE	TRANSFERS FROM GENERAL FUND, INVESTMENT EARNINGS	SELF-INSURANCE (FORMERLY IN FUND 600)
630	PRINTING SERVICES	CHARGES TO OTHER FUNDS	MOVED TO GENERAL FUND
700	SCHOLARSHIP TRUST	DONATIONS FROM PRIVATE SOURCES, INVESTMENT EARNINGS	CONDUIT FOR STUDENT SCHOLARSHIPS
740	BETHANY CHARTER SCHOOL	STATE SCHOOL SUPPORT FUND FROM GENERAL FUND	EDUCATION OF STUDENTS ENROLLED PER ORS CHAPTER 338
760	COMMUNITY ROOTS CHARTER	STATE SCHOOL SUPPORT FUND FROM GENERAL FUND	EDUCATION OF STUDENTS ENROLLED PER ORS CHAPTER 338

SILVER FALLS SCHOOL DISTRICT 4J
2022-23 PROPOSED BUDGET
RESOURCES SUMMARY - ALL FUNDS

FUND#	DESCRIPTION	2019-20 ACTUAL	2020-21 ACTUAL	2021-22 ADOPTED	2022-23 PROPOSED	2022-23 APPROVED	2022-23 ADOPTED
100	General Operating	\$ 47,001,825	\$ 47,923,887	\$ 51,173,261	\$ 51,431,661		
200	Grants and Projects (moved to fund 201, 253, 254, & 259)	2,391,075	2,024,465	4,266,075	-		
201	Federal Sources (formerly in Fund 200)		-	-	1,458,100		
210	Food Service (moved to Fund 299)	891,716	707,978	1,438,000	-		
220	State Facility Grant	69,898			-		
230	Transportation	31,511	41,935	54,000	51,000		
251	Student Investment Account	-	990,162	3,087,541	3,201,646		
252	Measure 98 - High School Success	-	966,921	1,350,000	1,070,000		
253	Preschool Promise (formerly in Fund 200)	-	-	-	250,000		
254	CTE Grant (formerly in Fund 200)	-	-	-	150,000		
259	Misc State, Local & Other Grants (formerly in Fund 200)	-	-	-	1,098,409		
270	Student Services	1,969,784	1,000,635	1,810,200	1,839,700		
299	Food Service (Formerly in Fund 210)	-	-	-	1,476,800		
310	Debt Service - GO Bonds	4,036,469	4,246,964	4,180,000	4,321,500		
320	Debt Service - PERS UAL	1,948,258	2,040,286	4,160,200	4,082,683		
330	Debt Svc - Full Faith & Credit Loan	236,102	235,481	235,000	235,500		
340	Debt Svc - SB1149 Projects	211,208	187,127	169,000	169,300		
430	Capital Projects - Other	3,373,540	306,663	1,111,000	1,055,500		
600	Internal Services	355,306	182,993	266,300	-		
610	Insurance Reserve	137,321	114,803	91,000	75,500		
620	Unemployment Reserve	-	-	-	169,500		
630	Printing Services	68,803	28,711	100,000	-		
700	Scholarship Trust	18,565	18,265	20,200	19,500		
740	Bethany Charter School	1,131,879	1,286,162	994,696	1,146,970		
760	Community Roots Charter School	1,359,132	1,065,870	1,007,496	930,617		
Grand Totals - Resources		\$ 65,232,392	\$ 63,369,308	\$ 75,513,969	\$ 74,233,886	\$ -	\$ -

**Note: Revenue figures above include Beginning Fund Balances*

SILVER FALLS SCHOOL DISTRICT 4J
2022-23 PROPOSED BUDGET
REQUIREMENTS SUMMARY - ALL FUNDS

FUND#	DESCRIPTION	2019-20 ACTUAL	2020-21 ACTUAL	2021-22 ADOPTED	2022-23 PROPOSED	2022-23 APPROVED	2022-23 ADOPTED
100	General Operating	\$ 44,799,202	\$ 45,156,458	\$ 51,173,261	\$ 51,431,661		
200	Grants and Projects (moved to funds 201, 253, 254, & 259)	2,555,721	2,170,943	4,266,075	-		
201	Federal Sources (formerly in Fund 200)	-	-	-	1,458,100		
210	Food Service (moved to Fund 299)	1,131,149	1,070,279	1,438,000	-		
220	State Facility Grant	69,898	-	-	-		
230	Transportation	14,576	8,548	54,000	51,000		
251	Student Investment Account	-	791,314	3,087,541	3,201,646		
252	Measure 98-High School Success	-	966,921	1,350,000	1,070,000		
253	Preschool Promise (formerly in Fund 200)	-	-	-	250,000		
254	CTE Grants (formerly in Fund 200)	-	-	-	150,000		
259	Misc State, Local & Other Grants (formerly in fund 200)	-	-	-	1,098,409		
270	Student Services	1,275,853	527,635	1,810,200	1,839,700		
299	Food Service (formerly Fund 210)	-	-	-	1,476,800		
310	Debt Service - GO Bonds	3,973,800	4,095,000	4,180,000	4,321,500		
320	Debt Service - PERS UAL	1,700,912	1,781,241	4,160,200	4,082,683		
330	Debt Service - Full Faith & Credit Loan	234,660	234,660	235,000	235,500		
340	Debt Service - SB1149 Projects	102,719	165,612	169,000	169,300		
430	Capital Projects - Other	3,316,023	294,530	1,111,000	1,055,500		
600	Internal Service Funds	220,029	47,378	266,300	-		
610	Insurance Reserve	44,520	41,036	91,000	75,500		
620	Unemployment Reserve	-	-	-	169,500		
630	Printing Services	68,105	27,143	100,000	-		
700	Scholarship Trust	300	-	20,200	19,500		
740	Bethany Charter School	879,622	872,272	994,696	1,146,970		
760	Community Roots Charter School	1,256,362	894,657	1,007,496	930,617		
Grand Totals - Requirements		\$ 61,643,451	\$ 59,145,629	\$ 75,513,969	\$ 74,233,886	\$ -	\$ -

Silver Falls School District
612 Schlador Street Silverton, OR 97381

Resources Report

	Actuals 19-20	Actuals 20-21	Budgeted 21-22	Budgeted FTE	Proposed 22-23	Proposed FTE	Approved 22-23	Adopted 22-23	Adopted FTE
Fund 100 General Operating									
1111 Current Year's Taxes	8,027,443	8,375,452	8,824,125	0.00	9,286,285	0.00	0	0	0.00
1112 Prior Year's Taxes	177,776	195,699	241,875	0.00	264,585	0.00	0	0	0.00
1190 Penalties and Interest on Taxes	29,345	28,062	34,000	0.00	35,500	0.00	0	0	0.00
1500 Earnings on Investments	287,342	76,326	100,000	0.00	65,000	0.00	0	0	0.00
1510 Interest on Investments	0	9	0	0.00	0	0.00	0	0	0.00
1710 Admissions	38,328	0	40,000	0.00	45,000	0.00	0	0	0.00
1910 Rentals	0	0	10,000	0.00	10,000	0.00	0	0	0.00
1920 Contributions and Donations From Private	184	191	5,000	0.00	320,000	0.00	0	0	0.00
1930 Rental or Lease Payments From Private	22,351	30,465	50,000	0.00	50,000	0.00	0	0	0.00
1940 Services Provided Other Local Educational	66,130	73,800	150,000	0.00	250,000	0.00	0	0	0.00
1960 Recovery of Prior Years' Expenditure	3,029	25,504	40,000	0.00	50,000	0.00	0	0	0.00
1980 Fees Charged to Grants	0	146,548	425,000	0.00	250,000	0.00	0	0	0.00
1990 Miscellaneous	100,952	119,915	500,000	0.00	50,000	0.00	0	0	0.00
1000	8,752,880	9,071,971	10,420,000	0.00	10,676,370	0.00	0	0	0.00
2000 Revenue From Intermediate Sources	0	12,000	0	0.00	0	0.00	0	0	0.00
2101 County School Funds	103,527	32,438	25,000	0.00	30,000	0.00	0	0	0.00
2102 General Education Service District Fund	1,017,854	959,787	1,175,000	0.00	1,135,000	0.00	0	0	7 0.00
2199 Other Intermediate Sources	0	12,287	0	0.00	0	0.00	0	0	0.00
2000 Revenue From Intermediate Sources	1,121,381	1,016,512	1,200,000	0.00	1,165,000	0.00	0	0	0.00
3101 State School Fund - General Support	30,633,552	32,711,097	31,345,427	0.00	31,879,894	0.00	0	0	0.00
3102 State School Fund - School Lunch Match	(8,787)	(8,787)	0	0.00	0	0.00	0	0	0.00
3103 Common School Fund	383,593	417,735	402,834	0.00	390,397	0.00	0	0	0.00
3104 State Managed County Timber	404,720	157,377	300,000	0.00	150,000	0.00	0	0	0.00
3299 Other Restricted Grants-in-aid	1,038,345	922,822	1,400,000	0.00	1,935,000	0.00	0	0	0.00
3000 Revenue From State Sources	32,451,423	34,200,243	33,448,261	0.00	34,355,291	0.00	0	0	0.00
4500 Restricted Revenue From the Federal Government	0	1,417,859	2,200,000	0.00	2,700,000	0.00	0	0	0.00
4801 Federal Forest Fees	0	0	5,000	0.00	5,000	0.00	0	0	0.00
4899 Other Revenue in Lieu of Taxes	6,390	17,146	0	0.00	0	0.00	0	0	0.00
4000 Revenue From Federal Sources	6,390	1,435,005	2,205,000	0.00	2,705,000	0.00	0	0	0.00
5300 Sale of or Compensation for Loss of Fixed Assets	0	0	0	0.00	30,000	0.00	0	0	0.00
5400 Resources—Beginning Fund Balance	4,669,751	2,200,156	3,900,000	0.00	2,500,000	0.00	0	0	0.00
5000 Other Sources	4,669,751	2,200,156	3,900,000	0.00	2,530,000	0.00	0	0	0.00
Total Fund 100 General Operating	47,001,825	47,923,887	51,173,261	0.00	51,431,661	0.00	0	0	0.00

Resources Report

	Actuals 19-20	Actuals 20-21	Budgeted 21-22	Budgeted FTE	Proposed 22-23	Proposed FTE	Approved 22-23	Adopted 22-23	Adopted FTE
Fund 200 Grants and Projects									
1940 Services Provided Other Local Educatio	2,091	1,440	0	0.00	0	0.00	0	0	0.00
1990 Miscellaneous	296,741	221,955	555,000	0.00	0	0.00	0	0	0.00
1000	298,832	223,395	555,000	0.00	0	0.00	0	0	0.00
2200 Restricted Revenue	0	11,700	0	0.00	0	0.00	0	0	0.00
2000 Revenue From Intermediate Sources	0	11,700	0	0.00	0	0.00	0	0	0.00
3299 Other Restricted Grants-in-aid	946,460	699,237	2,169,000	0.00	0	0.00	0	0	0.00
3000 Revenue From State Sources	946,460	699,237	2,169,000	0.00	0	0.00	0	0	0.00
4500 Restricted Revenue From the Federal G	1,071,181	1,254,779	1,350,000	0.00	0	0.00	0	0	0.00
4000 Revenue From Federal Sources	1,071,181	1,254,779	1,350,000	0.00	0	0.00	0	0	0.00
5200 Interfund Transfers	105,000	0	0	0.00	0	0.00	0	0	0.00
5400 Resources—Beginning Fund Balance	(30,399)	(164,646)	192,075	0.00	0	0.00	0	0	0.00
5000 Other Sources	74,601	(164,646)	192,075	0.00	0	0.00	0	0	0.00
Total Fund 200 Grants and Projects	2,391,075	2,024,465	4,266,075	0.00	0	0.00	0	0	0.00

Resources Report

	Actuals 19-20	Actuals 20-21	Budgeted 21-22	Budgeted FTE	Proposed 22-23	Proposed FTE	Approved 22-23	Adopted 22-23	Adopted FTE
<hr/>									
Fund 201 Federal Grants									
4500 Restricted Revenue From the Federal G	0	0	0	0.00	1,458,100	0.00	0	0	0.00
4000 Revenue From Federal Sources	0	0	0	0.00	1,458,100	0.00	0	0	0.00
<hr/>									
Total Fund 201 Federal Grants	0	0	0	0.00	1,458,100	0.00	0	0	0.00

Resources Report

Actuals 19-20 Actuals 20-21 Budgeted 21-22 Budgeted FTE Proposed 22-23 Proposed FTE Approved 22-23 Adopted 22-23 Adopted FTE

Fund 210 Food Service (See Fund 299)		Actuals 19-20	Actuals 20-21	Budgeted 21-22	Budgeted FTE	Proposed 22-23	Proposed FTE	Approved 22-23	Adopted 22-23	Adopted FTE
1600	Food Service	226,762	341	350,000	0.00	0	0.00	0	0	0.00
1920	Contributions and Donations From Priva	1,500	0	0	0.00	0	0.00	0	0	0.00
1990	Miscellaneous	12,426	0	8,000	0.00	0	0.00	0	0	0.00
1000		240,687	341	358,000	0.00	0	0.00	0	0	0.00
3102	State School Fund - School Lunch Matcl	8,787	8,787	12,000	0.00	0	0.00	0	0	0.00
3299	Other Restricted Grants-in-aid	12,815	17,865	18,000	0.00	0	0.00	0	0	0.00
3000	Revenue From State Sources	21,602	26,652	30,000	0.00	0	0.00	0	0	0.00
4500	Restricted Revenue From the Federal G	688,178	817,418	800,000	0.00	0	0.00	0	0	0.00
4000	Revenue From Federal Sources	688,178	817,418	800,000	0.00	0	0.00	0	0	0.00
5200	Interfund Transfers	235,000	103,000	250,000	0.00	0	0.00	0	0	0.00
5400	Resources—Beginning Fund Balance	(293,751)	(239,433)	0	0.00	0	0.00	0	0	0.00
5000	Other Sources	(58,751)	(136,433)	250,000	0.00	0	0.00	0	0	0.00
Total Fund 210	Food Service (See Fund 299)	891,716	707,978	1,438,000	0.00	0	0.00	0	0	0.00

Resources Report

Actuals 19-20 Actuals 20-21 Budgeted 21-22 Budgeted FTE Proposed 22-23 Proposed FTE Approved 22-23 Adopted 22-23 Adopted FTE

Fund 220 State Facility Grant	Actuals 19-20	Actuals 20-21	Budgeted 21-22	Budgeted FTE	Proposed 22-23	Proposed FTE	Approved 22-23	Adopted 22-23	Adopted FTE
5400 Resources—Beginning Fund Balance	69,898	0	0	0.00	0	0.00	0	0	0.00
5000 Other Sources	69,898	0	0	0.00	0	0.00	0	0	0.00
Total Fund 220 State Facility Grant	69,898	0	0	0.00	0	0.00	0	0	0.00

Resources Report

	Actuals 19-20	Actuals 20-21	Budgeted 21-22	Budgeted FTE	Proposed 22-23	Proposed FTE	Approved 22-23	Adopted 22-23	Adopted FTE
Fund 230 Transportation									
1970 Services Provided Other Funds	6,988	0	29,000	0.00	25,000	0.00	0	0	0.00
1990 Miscellaneous	0	25,000	0	0.00	0	0.00	0	0	0.00
1000	6,988	25,000	29,000	0.00	25,000	0.00	0	0	0.00
5200 Interfund Transfers	20,000	0	0	0.00	0	0.00	0	0	0.00
5400 Resources—Beginning Fund Balance	4,523	16,935	25,000	0.00	26,000	0.00	0	0	0.00
5000 Other Sources	24,523	16,935	25,000	0.00	26,000	0.00	0	0	0.00
Total Fund 230 Transportation	31,511	41,935	54,000	0.00	51,000	0.00	0	0	0.00

Resources Report

Actuals 19-20 Actuals 20-21 Budgeted 21-22 Budgeted FTE Proposed 22-23 Proposed FTE Approved 22-23 Adopted 22-23 Adopted FTE

Fund 251 Student Investment		Actuals 19-20	Actuals 20-21	Budgeted 21-22	Budgeted FTE	Proposed 22-23	Proposed FTE	Approved 22-23	Adopted 22-23	Adopted FTE
3299	Other Restricted Grants-in-aid	0	990,162	3,087,541	0.00	3,201,646	0.00	0	0	0.00
3000	Revenue From State Sources	0	990,162	3,087,541	0.00	3,201,646	0.00	0	0	0.00
Total Fund 251	Student Investment	0	990,162	3,087,541	0.00	3,201,646	0.00	0	0	0.00

Resources Report

Actuals 19-20 Actuals 20-21 Budgeted 21-22 Budgeted FTE Proposed 22-23 Proposed FTE Approved 22-23 Adopted 22-23 Adopted FTE

Fund	Measure	Actuals 19-20	Actuals 20-21	Budgeted 21-22	Budgeted FTE	Proposed 22-23	Proposed FTE	Approved 22-23	Adopted 22-23	Adopted FTE
Fund 252	Measure 98- High School Success									
	1990 Miscellaneous	0	3,900	0	0.00	0	0.00	0	0	0.00
	1000	0	3,900	0	0.00	0	0.00	0	0	0.00
	3299 Other Restricted Grants-in-aid	0	963,021	1,350,000	0.00	1,070,000	0.00	0	0	0.00
	3000 Revenue From State Sources	0	963,021	1,350,000	0.00	1,070,000	0.00	0	0	0.00
Total Fund 252	Measure 98- High School Success	0	966,921	1,350,000	0.00	1,070,000	0.00	0	0	0.00

Resources Report

Actuals 19-20 Actuals 20-21 Budgeted 21-22 Budgeted FTE Proposed 22-23 Proposed FTE Approved 22-23 Adopted 22-23 Adopted FTE

Fund 253 Preschool Promise										
3299	Other Restricted Grants-in-aid	0	0	0	0.00	250,000	0.00	0	0	0.00
3000	Revenue From State Sources	0	0	0	0.00	250,000	0.00	0	0	0.00
Total Fund 253	Preschool Promise	0	0	0	0.00	250,000	0.00	0	0	0.00

Resources Report

Actuals 19-20 Actuals 20-21 Budgeted 21-22 Budgeted FTE Proposed 22-23 Proposed FTE Approved 22-23 Adopted 22-23 Adopted FTE

Fund 254 CTE Grants										
3299	Other Restricted Grants-in-aid	0	0	0	0.00	150,000	0.00	0	0	0.00
3000	Revenue From State Sources	0	0	0	0.00	150,000	0.00	0	0	0.00
Total Fund 254	CTE Grants	0	0	0	0.00	150,000	0.00	0	0	0.00

Resources Report

Actuals 19-20 Actuals 20-21 Budgeted 21-22 Budgeted FTE Proposed 22-23 Proposed FTE Approved 22-23 Adopted 22-23 Adopted FTE

Fund	Misc State Grants	Actuals 19-20	Actuals 20-21	Budgeted 21-22	Budgeted FTE	Proposed 22-23	Proposed FTE	Approved 22-23	Adopted 22-23	Adopted FTE
Fund 259	Misc State Grants									
	3299 Other Restricted Grants-in-aid	0	0	0	0.00	1,098,409	0.00	0	0	0.00
	3000 Revenue From State Sources	0	0	0	0.00	1,098,409	0.00	0	0	0.00
Total Fund 259	Misc State Grants	0	0	0	0.00	1,098,409	0.00	0	0	0.00

Resources Report

	Actuals 19-20	Actuals 20-21	Budgeted 21-22	Budgeted FTE	Proposed 22-23	Proposed FTE	Approved 22-23	Adopted 22-23	Adopted FTE
Fund 270 Student Services									
1500 Earnings on Investments	0	0	6,200	0.00	6,000	0.00	0	0	0.00
1710 Admissions	0	0	5,000	0.00	95,000	0.00	0	0	0.00
1730 Student Organization Membership Dues	0	0	4,000	0.00	4,000	0.00	0	0	0.00
1740 Fees	66,960	10,698	446,000	0.00	444,650	0.00	0	0	0.00
1750 Concessions	0	0	75,000	0.00	75,050	0.00	0	0	0.00
1760 Club Fund Raising	38,404	3,825	185,000	0.00	195,000	0.00	0	0	0.00
1910 Rentals	22,804	2,091	15,000	0.00	20,000	0.00	0	0	0.00
1920 Contributions and Donations From Priva	175,467	31,014	75,000	0.00	125,000	0.00	0	0	0.00
1940 Services Provided Other Local Educatio	2,400	0	25,000	0.00	55,000	0.00	0	0	0.00
1950 Textbook Sales and Rentals	0	0	30,000	0.00	20,000	0.00	0	0	0.00
1960 Recovery of Prior Years' Expenditure	0	0	10,000	0.00	10,000	0.00	0	0	0.00
1990 Miscellaneous	644,205	220,788	60,000	0.00	40,000	0.00	0	0	0.00
1000	950,240	268,418	936,200	0.00	1,089,700	0.00	0	0	0.00
3299 Other Restricted Grants-in-aid	103,460	38,286	74,000	0.00	110,000	0.00	0	0	0.00
3000 Revenue From State Sources	103,460	38,286	74,000	0.00	110,000	0.00	0	0	0.00
5400 Resources—Beginning Fund Balance	916,085	693,932	800,000	0.00	640,000	0.00	0	0	0.00
5000 Other Sources	916,085	693,932	800,000	0.00	640,000	0.00	0	0	0.00
Total Fund 270 Student Services	1,969,784	1,000,635	1,810,200	0.00	1,839,700	0.00	0	0	180.00

Resources Report

Actuals 19-20 Actuals 20-21 Budgeted 21-22 Budgeted FTE Proposed 22-23 Proposed FTE Approved 22-23 Adopted 22-23 Adopted FTE

Fund 299	Child Nutrition Programs- Food Service Sources									
1610 Daily Sales—Reimbursable Programs	0	0	0	0.00	300,000	0.00	0	0	0.00	0.00
1990 Miscellaneous	0	0	0	0.00	8,000	0.00	0	0	0.00	0.00
1000	0	0	0	0.00	308,000	0.00	0	0	0.00	0.00
3102 State School Fund - School Lunch Matcl	0	0	0	0.00	12,000	0.00	0	0	0.00	0.00
3299 Other Restricted Grants-in-aid	0	0	0	0.00	21,800	0.00	0	0	0.00	0.00
3000 Revenue From State Sources	0	0	0	0.00	33,800	0.00	0	0	0.00	0.00
4500 Restricted Revenue From the Federal G	0	0	0	0.00	935,000	0.00	0	0	0.00	0.00
4000 Revenue From Federal Sources	0	0	0	0.00	935,000	0.00	0	0	0.00	0.00
5200 Interfund Transfers	0	0	0	0.00	200,000	0.00	0	0	0.00	0.00
5000 Other Sources	0	0	0	0.00	200,000	0.00	0	0	0.00	0.00
Total Fund 299	0	0	0	0.00	1,476,800	0.00	0	0	0.00	0.00

Resources Report

Actuals 19-20 Actuals 20-21 Budgeted 21-22 Budgeted FTE Proposed 22-23 Proposed FTE Approved 22-23 Adopted 22-23 Adopted FTE

Fund 310	Debt Service	Actuals 19-20	Actuals 20-21	Budgeted 21-22	Budgeted FTE	Proposed 22-23	Proposed FTE	Approved 22-23	Adopted 22-23	Adopted FTE
1111	Current Year's Taxes	3,799,569	4,016,608	4,004,800	0.00	4,099,500	0.00	0	0	0.00
1112	Prior Year's Taxes	84,593	92,494	95,000	0.00	93,000	0.00	0	0	0.00
1190	Penalties and Interest on Taxes	14,098	13,258	9,000	0.00	7,000	0.00	0	0	0.00
1500	Earnings on Investments	0	18,144	6,200	0.00	15,000	0.00	0	0	0.00
1990	Miscellaneous	(17,218)	37,912	0	0.00	0	0.00	0	0	0.00
1000		3,881,042	4,178,415	4,115,000	0.00	4,214,500	0.00	0	0	0.00
2199	Other Intermediate Sources	0	5,879	0	0.00	0	0.00	0	0	0.00
2000	Revenue From Intermediate Sources	0	5,879	0	0.00	0	0.00	0	0	0.00
5400	Resources—Beginning Fund Balance	155,428	62,669	65,000	0.00	107,000	0.00	0	0	0.00
5000	Other Sources	155,428	62,669	65,000	0.00	107,000	0.00	0	0	0.00
Total Fund 310	Debt Service	4,036,469	4,246,964	4,180,000	0.00	4,321,500	0.00	0	0	0.00

Resources Report

	Actuals 19-20	Actuals 20-21	Budgeted 21-22	Budgeted FTE	Proposed 22-23	Proposed FTE	Approved 22-23	Adopted 22-23	Adopted FTE
Fund 320 PERS UAL Debt Service									
1500 Earnings on Investments	10,954	129	2,000	0.00	1,000	0.00	0	0	0.00
1970 Services Provided Other Funds	1,632,976	1,792,810	3,783,200	0.00	3,756,683	0.00	0	0	0.00
1000	1,643,930	1,792,940	3,785,200	0.00	3,757,683	0.00	0	0	0.00
5400 Resources—Beginning Fund Balance	304,328	247,346	375,000	0.00	325,000	0.00	0	0	0.00
5000 Other Sources	304,328	247,346	375,000	0.00	325,000	0.00	0	0	0.00
Total Fund 320 PERS UAL Debt Service	1,948,258	2,040,286	4,160,200	0.00	4,082,683	0.00	0	0	0.00

Resources Report

Actuals 19-20 Actuals 20-21 Budgeted 21-22 Budgeted FTE Proposed 22-23 Proposed FTE Approved 22-23 Adopted 22-23 Adopted FTE

Fund 330	Debt Service - FFCL	Actuals 19-20	Actuals 20-21	Budgeted 21-22	Budgeted FTE	Proposed 22-23	Proposed FTE	Approved 22-23	Adopted 22-23	Adopted FTE
1500	Earnings on Investments	5,522	2,039	2,000	0.00	1,000	0.00	0	0	0.00
1000		5,522	2,039	2,000	0.00	1,000	0.00	0	0	0.00
5200	Interfund Transfers	220,000	232,000	230,000	0.00	230,000	0.00	0	0	0.00
5400	Resources—Beginning Fund Balance	10,580	1,442	3,000	0.00	4,500	0.00	0	0	0.00
5000	Other Sources	230,580	233,442	233,000	0.00	234,500	0.00	0	0	0.00
Total Fund 330	Debt Service - FFCL	236,102	235,481	235,000	0.00	235,500	0.00	0	0	0.00

Resources Report

Actuals 19-20 Actuals 20-21 Budgeted 21-22 Budgeted FTE Proposed 22-23 Proposed FTE Approved 22-23 Adopted 22-23 Adopted FTE

Fund 340	Debt Service - SB1149 Projects	Actuals 19-20	Actuals 20-21	Budgeted 21-22	Budgeted FTE	Proposed 22-23	Proposed FTE	Approved 22-23	Adopted 22-23	Adopted FTE
	3299 Other Restricted Grants-in-aid	161,208	78,638	80,000	0.00	89,300	0.00	0	0	0.00
	3000 Revenue From State Sources	161,208	78,638	80,000	0.00	89,300	0.00	0	0	0.00
	5200 Interfund Transfers	50,000	0	0	0.00	75,000	0.00	0	0	0.00
	5400 Resources—Beginning Fund Balance	0	108,489	89,000	0.00	5,000	0.00	0	0	0.00
	5000 Other Sources	50,000	108,489	89,000	0.00	80,000	0.00	0	0	0.00
Total Fund 340	Debt Service - SB1149 Projects	211,208	187,127	169,000	0.00	169,300	0.00	0	0	0.00

Resources Report

Actuals 19-20 Actuals 20-21 Budgeted 21-22 Budgeted FTE Proposed 22-23 Proposed FTE Approved 22-23 Adopted 22-23 Adopted FTE

Fund		Actuals 19-20	Actuals 20-21	Budgeted 21-22	Budgeted FTE	Proposed 22-23	Proposed FTE	Approved 22-23	Adopted 22-23	Adopted FTE
Fund 420	Capital Projects High School									
	1500 Earnings on Investments	0	0	0	0.00	0	0.00	0	0	0.00
	1000	0	0	0	0.00	0	0.00	0	0	0.00
	5400 Resources—Beginning Fund Balance	0	0	0	0.00	0	0.00	0	0	0.00
	5000 Other Sources	0	0	0	0.00	0	0.00	0	0	0.00
Total Fund 420	Capital Projects High School	0	0	0	0.00	0	0.00	0	0	0.00

Resources Report

Actuals 19-20 Actuals 20-21 Budgeted 21-22 Budgeted FTE Proposed 22-23 Proposed FTE Approved 22-23 Adopted 22-23 Adopted FTE

Fund 430 Capital Projects Other	Actuals 19-20	Actuals 20-21	Budgeted 21-22	Budgeted FTE	Proposed 22-23	Proposed FTE	Approved 22-23	Adopted 22-23	Adopted FTE
1130 Construction Excise Tax	199,482	148,331	230,000	0.00	175,000	0.00	0	0	0.00
1500 Earnings on Investments	0	0	1,000	0.00	500	0.00	0	0	0.00
1990 Miscellaneous	109,639	100,815	0	0.00	0	0.00	0	0	0.00
1000	309,121	249,146	231,000	0.00	175,500	0.00	0	0	0.00
3299 Other Restricted Grants-in-aid	2,313,280	0	800,000	0.00	800,000	0.00	0	0	0.00
3000 Revenue From State Sources	2,313,280	0	800,000	0.00	800,000	0.00	0	0	0.00
5400 Resources—Beginning Fund Balance	751,139	57,517	80,000	0.00	80,000	0.00	0	0	0.00
5000 Other Sources	751,139	57,517	80,000	0.00	80,000	0.00	0	0	0.00
Total Fund 430 Capital Projects Other	3,373,540	306,663	1,111,000	0.00	1,055,500	0.00	0	0	0.00

Resources Report

Actuals 19-20 Actuals 20-21 Budgeted 21-22 Budgeted FTE Proposed 22-23 Proposed FTE Approved 22-23 Adopted 22-23 Adopted FTE

Fund 600 Internal Service Funds		Actuals 19-20	Actuals 20-21	Budgeted 21-22	Budgeted FTE	Proposed 22-23	Proposed FTE	Approved 22-23	Adopted 22-23	Adopted FTE
1500	Earnings on Investments	0	0	500	0.00	0	0.00	0	0	0.00
1970	Services Provided Other Funds	0	47,716	75,800	0.00	0	0.00	0	0	0.00
1000		0	47,716	76,300	0.00	0	0.00	0	0	0.00
5400	Resources—Beginning Fund Balance	355,306	135,277	190,000	0.00	0	0.00	0	0	0.00
5000	Other Sources	355,306	135,277	190,000	0.00	0	0.00	0	0	0.00
Total Fund 600	Internal Service Funds	355,306	182,993	266,300	0.00	0	0.00	0	0	0.00

Resources Report

Actuals 19-20 Actuals 20-21 Budgeted 21-22 Budgeted FTE Proposed 22-23 Proposed FTE Approved 22-23 Adopted 22-23 Adopted FTE

Fund 610 Insurance Reserve		Actuals 19-20	Actuals 20-21	Budgeted 21-22	Budgeted FTE	Proposed 22-23	Proposed FTE	Approved 22-23	Adopted 22-23	Adopted FTE
1500 Earnings on Investments		0	0	1,000	0.00	500	0.00	0	0	0.00
1960 Recovery of Prior Years' Expenditure		0	0	30,000	0.00	0	0.00	0	0	0.00
1990 Miscellaneous		0	22,002	0	0.00	0	0.00	0	0	0.00
.1000		0	22,002	31,000	0.00	500	0.00	0	0	0.00
5400 Resources—Beginning Fund Balance		137,321	92,801	60,000	0.00	75,000	0.00	0	0	0.00
5000 Other Sources		137,321	92,801	60,000	0.00	75,000	0.00	0	0	0.00
Total Fund 610 Insurance Reserve		137,321	114,803	91,000	0.00	75,500	0.00	0	0	0.00

Resources Report

Actuals 19-20 Actuals 20-21 Budgeted 21-22 Budgeted FTE Proposed 22-23 Proposed FTE Approved 22-23 Adopted 22-23 Adopted FTE

Fund 620 Unemployment Reserve		Actuals 19-20	Actuals 20-21	Budgeted 21-22	Budgeted FTE	Proposed 22-23	Proposed FTE	Approved 22-23	Adopted 22-23	Adopted FTE
1500	Earnings on Investments	0	0	0	0.00	500	0.00	0	0	0.00
1970	Services Provided Other Funds	0	0	0	0.00	49,000	0.00	0	0	0.00
1000		0	0	0	0.00	49,500	0.00	0	0	0.00
5400	Resources—Beginning Fund Balance	0	0	0	0.00	120,000	0.00	0	0	0.00
5000	Other Sources	0	0	0	0.00	120,000	0.00	0	0	0.00
Total Fund 620	Unemployment Reserve	0	0	0	0.00	169,500	0.00	0	0	0.00

Resources Report

	Actuals 19-20	Actuals 20-21	Budgeted 21-22	Budgeted FTE	Proposed 22-23	Proposed FTE	Approved 22-23	Adopted 22-23	Adopted FTE
Fund 630 Printing Services									
1970 Services Provided Other Funds	68,095	28,013	100,000	0.00	0	0.00	0	0	0.00
1000	68,095	28,013	100,000	0.00	0	0.00	0	0	0.00
5400 Resources—Beginning Fund Balance	708	698	0	0.00	0	0.00	0	0	0.00
5000 Other Sources	708	698	0	0.00	0	0.00	0	0	0.00
Total Fund 630 Printing Services	68,803	28,711	100,000	0.00	0	0.00	0	0	0.00

Resources Report

	Actuals 19-20	Actuals 20-21	Budgeted 21-22	Budgeted FTE	Proposed 22-23	Proposed FTE	Approved 22-23	Adopted 22-23	Adopted FTE
Fund 700 Scholarship Trust									
1920 Contributions and Donations From Priva	0	0	1,200	0.00	1,000	0.00	0	0	0.00
1000	0	0	1,200	0.00	1,000	0.00	0	0	0.00
5400 Resources—Beginning Fund Balance	18,565	18,265	19,000	0.00	18,500	0.00	0	0	0.00
5000 Other Sources	18,565	18,265	19,000	0.00	18,500	0.00	0	0	0.00
Total Fund 700 Scholarship Trust	18,565	18,265	20,200	0.00	19,500	0.00	0	0	0.00

Resources Report

Actuals 19-20 Actuals 20-21 Budgeted 21-22 Budgeted FTE Proposed 22-23 Proposed FTE Approved 22-23 Adopted 22-23 Adopted FTE

Fund 740 Bethany Charter School										
1920 Contributions and Donations From Priva	12,231	0	0	0.00	0	0.00	0	0	0.00	
1990 Miscellaneous	0	300	0	0.00	0	0.00	0	0	0.00	
1000	12,231	300	0	0.00	0	0.00	0	0	0.00	
3101 State School Fund - General Support	945,935	979,955	989,529	0.00	996,970	0.00	0	0	0.00	
3000 Revenue From State Sources	945,935	979,955	989,529	0.00	996,970	0.00	0	0	0.00	
4500 Restricted Revenue From the Federal G	0	53,650	0	0.00	0	0.00	0	0	0.00	
4000 Revenue From Federal Sources	0	53,650	0	0.00	0	0.00	0	0	0.00	
5400 Resources—Beginning Fund Balance	173,713	252,257	5,167	0.00	150,000	0.00	0	0	0.00	
5000 Other Sources	173,713	252,257	5,167	0.00	150,000	0.00	0	0	0.00	
Total Fund 740 Bethany Charter School	1,131,879	1,286,162	994,696	0.00	1,146,970	0.00	0	0	0.00	

Resources Report

	Actuals 19-20	Actuals 20-21	Budgeted 21-22	Budgeted FTE	Proposed 22-23	Proposed FTE	Approved 22-23	Adopted 22-23	Adopted FTE
Fund 760 Community Roots Charter School									
1760 Club Fund Raising	41,705	5,002	26,150	0.00	36,051	0.00	0	0	0.00
1920 Contributions and Donations From Priva	12,000	0	0	0.00	0	0.00	0	0	0.00
1990 Miscellaneous	231	0	0	0.00	0	0.00	0	0	0.00
1000	53,936	5,002	26,150	0.00	36,051	0.00	0	0	0.00
3101 State School Fund - General Support	888,817	899,249	891,855	0.00	798,114	0.00	0	0	0.00
3299 Other Restricted Grants-in-aid	398,100	8,967	0	0.00	0	0.00	0	0	0.00
3000 Revenue From State Sources	1,286,917	908,216	891,855	0.00	798,114	0.00	0	0	0.00
4500 Restricted Revenue From the Federal G	0	49,882	0	0.00	0	0.00	0	0	0.00
4000 Revenue From Federal Sources	0	49,882	0	0.00	0	0.00	0	0	0.00
5400 Resources—Beginning Fund Balance	18,278	102,770	89,491	0.00	96,452	0.00	0	0	0.00
5000 Other Sources	18,278	102,770	89,491	0.00	96,452	0.00	0	0	0.00
Total Fund 760 Community Roots Charter School	1,359,131	1,065,870	1,007,496	0.00	930,617	0.00	0	0	0.00

Resources Report

	Actuals 19-20	Actuals 20-21	Budgeted 21-22	Budgeted FTE	Proposed 22-23	Proposed FTE	Approved 22-23	Adopted 22-23	Adopted FTE
Grand Totals:	65,232,392	63,369,308	75,513,969	0.00	74,233,886	0.00	0	0	0.00

Silver Falls School District
612 Schlador Street Silverton, OR 97381

Requirements Report

	Actuals 19-20	Actuals 20-21	Budgeted 21-22	Budgeted FTE	Proposed 22-23	Proposed FTE	Approved 22-23	Adopted 22-23	Adopted FTE
Fund 100 General Operating									
Function 1111 Elementary K-5 Programs									
110 Regular Salaries	4,886,494	4,913,786	5,040,081	92.85	5,080,516	90.85	0	0	0.00
120 Nonpermanent Salaries	4,631	4,376	0	0.00	0	0.00	0	0	0.00
130 Additional Salary / Extra Duty	71,886	38,983	17,636	0.00	96,800	0.00	0	0	0.00
100 Salaries	4,963,011	4,957,145	5,057,717	92.85	5,177,316	90.85	0	0	0.00
210 Public Employees Retirement System	1,447,693	1,564,487	1,417,269	0.00	1,228,757	0.00	0	0	0.00
220 ER Social Security/Medicare	365,328	382,334	446,505	0.00	403,927	0.00	0	0	0.00
230 Other Required Payroll Costs	32,907	45,590	7,903	0.00	39,285	0.00	0	0	0.00
240 Contractual EE Benefits	1,509,546	96,179	0	0.00	65,000	0.00	0	0	0.00
250 ER Health Insurance Benefit	0	1,422,883	1,683,805	0.00	1,598,712	0.00	0	0	0.00
200 Associated Payroll Costs	3,355,474	3,511,473	3,555,482	0.00	3,335,681	0.00	0	0	0.00
310 Instructional, Professional and Technical Services	148,726	59,885	146,000	0.00	147,000	0.00	0	0	30.00
320 Property Services	0	5,430	2,400	0.00	2,500	0.00	0	0	0.00
350 Communication	16,917	10,896	40,000	0.00	0	0.00	0	0	0.00
380 Non-instructional Professional and Technical Servi	0	0	1,000	0.00	1,650	0.00	0	0	0.00
300 Purchased Services	165,643	76,211	189,400	0.00	151,150	0.00	0	0	0.00
410 Consumable Supplies and Materials	70,849	83,223	69,900	0.00	128,180	0.00	0	0	0.00
420 Textbooks	82,773	88,974	39,800	0.00	33,650	0.00	0	0	0.00
430 Library Books	0	19	0	0.00	0	0.00	0	0	0.00
440 Periodicals	1,278	0	1,150	0.00	1,250	0.00	0	0	0.00
460 Non-consumable Items	2,411	2,827	1,000	0.00	7,500	0.00	0	0	0.00
470 Computer Software	1,784	172,686	6,800	0.00	7,600	0.00	0	0	0.00
480 Computer Hardware	79,993	185,523	111,610	0.00	44,083	0.00	0	0	0.00
400 Supplies and Materials	239,087	533,251	230,260	0.00	222,263	0.00	0	0	0.00
640 Dues and Fees	189	550	0	0.00	0	0.00	0	0	0.00
600 Other Objects	189	550	0	0.00	0	0.00	0	0	0.00
Total Function 1111 Elementary K-5 Programs	8,723,404	9,078,630	9,032,859	92.85	8,886,410	90.85	0	0	0.00

Requirements Report

		Actuals 19-20	Actuals 20-21	Budgeted 21-22	Budgeted FTE	Proposed 22-23	Proposed FTE	Approved 22-23	Adopted 22-23	Adopted FTE
Fund 100 General Operating										
Function 1121	Middle/Junior High Programs									
110	Regular Salaries	2,365,290	2,556,701	2,540,068	44.20	2,563,367	43.00	0	0	0.00
120	Nonpermanent Salaries	5,569	1,199	0	0.00	0	0.00	0	0	0.00
130	Additional Salary / Extra Duty	27,891	34,084	7,000	0.00	39,400	0.00	0	0	0.00
100	Salaries	2,398,750	2,591,984	2,547,068	44.20	2,602,767	43.00	0	0	0.00
210	Public Employees Retirement System	707,053	796,516	602,233	0.00	582,323	0.00	0	0	0.00
220	ER Social Security/Medicare	178,778	193,566	226,308	0.00	204,031	0.00	0	0	0.00
230	Other Required Payroll Costs	16,238	23,164	33,853	0.00	14,445	0.00	0	0	0.00
240	Contractual EE Benefits	757,797	11,901	0	0.00	0	0.00	0	0	0.00
250	ER Health Insurance Benefit	0	772,808	894,419	0.00	725,880	0.00	0	0	0.00
200	Associated Payroll Costs	1,659,866	1,797,955	1,756,812	0.00	1,526,679	0.00	0	0	0.00
310	Instructional, Professional and Technical Services	76,229	26,904	108,000	0.00	92,000	0.00	0	0	0.00
320	Property Services	803	700	4,300	0.00	5,300	0.00	0	0	0.00
340	Travel	136	0	0	0.00	0	0.00	0	0	0.00
350	Communication	23,281	18,601	27,000	0.00	16,500	0.00	0	0	35.00
300	Purchased Services	100,449	46,205	139,300	0.00	113,800	0.00	0	0	0.00
410	Consumable Supplies and Materials	30,520	29,663	53,450	0.00	71,400	0.00	0	0	0.00
420	Textbooks	71,118	9,152	21,450	0.00	23,350	0.00	0	0	0.00
430	Library Books	0	623	0	0.00	0	0.00	0	0	0.00
440	Periodicals	574	0	350	0.00	750	0.00	0	0	0.00
460	Non-consumable Items	706	2,301	6,300	0.00	8,300	0.00	0	0	0.00
470	Computer Software	1,935	110,222	10,500	0.00	10,000	0.00	0	0	0.00
480	Computer Hardware	42,016	91,933	112,810	0.00	10,950	0.00	0	0	0.00
400	Supplies and Materials	146,869	243,894	204,860	0.00	124,750	0.00	0	0	0.00
640	Dues and Fees	630	158	2,140	0.00	2,140	0.00	0	0	0.00
600	Other Objects	630	158	2,140	0.00	2,140	0.00	0	0	0.00
Total Function 1121	Middle/Junior High Programs	4,306,564	4,680,197	4,650,180	44.20	4,370,136	43.00	0	0	0.00
Function 1122	Middle/Junior High School Extracurricular									
120	Nonpermanent Salaries	38,407	4,400	0	0.00	0	0.00	0	0	0.00

Requirements Report

Actuals 19-20 Actuals 20-21 Budgeted 21-22 Budgeted FTE Proposed 22-23 Proposed FTE Approved 22-23 Adopted 22-23 Adopted FTE

Fund 100 General Operating

Function 1122 Middle/Junior High School Extracurricular

130	Additional Salary / Extra Duty	46,144	4,374	77,900	0.00	91,400	0.00	0	0	0.00
100	Salaries	84,551	8,774	77,900	0.00	91,400	0.00	0	0	0.00
210	Public Employees Retirement System	17,615	1,506	0	0.00	0	0.00	0	0	0.00
220	ER Social Security/Medicare	6,433	670	0	0.00	0	0.00	0	0	0.00
230	Other Required Payroll Costs	587	82	0	0.00	0	0.00	0	0	0.00
200	Associated Payroll Costs	24,635	2,258	0	0.00	0	0.00	0	0	0.00
390	Other General Professional and Technological Servi	1,778	0	8,200	0.00	6,400	0.00	0	0	0.00
300	Purchased Services	1,778	0	8,200	0.00	6,400	0.00	0	0	0.00
410	Consumable Supplies and Materials	24	0	2,100	0.00	2,600	0.00	0	0	0.00
460	Non-consumable Items	0	4,320	0	0.00	0	0.00	0	0	0.00
400	Supplies and Materials	24	4,320	2,100	0.00	2,600	0.00	0	0	0.00
640	Dues and Fees	2,288	0	50	0.00	50	0.00	0	0	0.00
600	Other Objects	2,288	0	50	0.00	50	0.00	0	0	0.00

Total Function 1122 Middle/Junior High School Extracurricular 113,276 15,353 88,250 0.00 100,450 0.00 0 0 0.00

Function 1131 High School Programs

110	Regular Salaries	3,175,405	3,207,323	3,308,040	52.05	3,185,230	50.03	0	0	0.00
120	Nonpermanent Salaries	17,413	550	2,970	0.00	2,970	0.00	0	0	0.00
130	Additional Salary / Extra Duty	104,394	85,820	80,802	0.00	120,802	0.00	0	0	0.00
100	Salaries	3,297,212	3,293,693	3,391,812	52.05	3,309,002	50.03	0	0	0.00
210	Public Employees Retirement System	980,170	1,007,809	820,410	0.00	723,315	0.00	0	0	0.00
220	ER Social Security/Medicare	249,537	248,316	282,880	0.00	249,429	0.00	0	0	0.00
230	Other Required Payroll Costs	22,108	(75,471)	17,124	0.00	6,559	0.00	0	0	0.00
240	Contractual EE Benefits	946,311	33,600	0	0.00	0	0.00	0	0	0.00
250	ER Health Insurance Benefit	0	839,975	1,017,866	0.00	934,132	0.00	0	0	0.00
200	Associated Payroll Costs	2,198,125	2,054,229	2,138,280	0.00	1,913,435	0.00	0	0	0.00
310	Instructional, Professional and Technical Services	180,415	71,383	202,445	0.00	202,445	0.00	0	0	0.00
320	Property Services	3,130	1,464	7,087	0.00	7,087	0.00	0	0	0.00

Requirements Report

		Actuals 19-20	Actuals 20-21	Budgeted 21-22	Budgeted FTE	Proposed 22-23	Proposed FTE	Approved 22-23	Adopted 22-23	Adopted FTE
Fund 100 General Operating										
Function 1131	High School Programs									
340	Travel	1,367	966	2,790	0.00	2,789	0.00	0	0	0.00
350	Communication	43,737	3,882	41,220	0.00	31,667	0.00	0	0	0.00
300	Purchased Services	228,648	77,695	253,542	0.00	243,988	0.00	0	0	0.00
410	Consumable Supplies and Materials	97,623	73,302	102,548	0.00	139,472	0.00	0	0	0.00
420	Textbooks	81,086	8,303	27,844	0.00	12,844	0.00	0	0	0.00
430	Library Books	20	119	1,350	0.00	1,350	0.00	0	0	0.00
440	Periodicals	231	0	248	0.00	248	0.00	0	0	0.00
460	Non-consumable Items	25,980	39,846	25,896	0.00	25,840	0.00	0	0	0.00
470	Computer Software	11,301	47,544	15,199	0.00	15,199	0.00	0	0	0.00
480	Computer Hardware	17,278	85,928	112,765	0.00	79,821	0.00	0	0	0.00
400	Supplies and Materials	233,518	255,042	285,850	0.00	274,774	0.00	0	0	0.00
640	Dues and Fees	2,739	1,516	6,870	0.00	6,874	0.00	0	0	0.00
600	Other Objects	2,739	1,516	6,870	0.00	6,874	0.00	0	0	0.00
Total Function 1131 High School Programs		5,960,242	5,682,174	6,076,353	52.05	5,748,072	50.03	0	0	0.00
Function 1132	High School Extracurricular									
110	Regular Salaries	182,514	146,479	211,415	3.50	223,515	3.50	0	0	0.00
120	Nonpermanent Salaries	106,702	102,299	0	0.00	10,000	0.00	0	0	0.00
130	Additional Salary / Extra Duty	145,170	146,810	248,975	0.00	256,864	0.00	0	0	0.00
100	Salaries	434,386	395,589	460,390	3.50	490,379	3.50	0	0	0.00
210	Public Employees Retirement System	106,956	95,621	100,632	0.00	105,345	0.00	0	0	0.00
220	ER Social Security/Medicare	32,488	29,748	35,887	0.00	36,525	0.00	0	0	0.00
230	Other Required Payroll Costs	3,422	3,595	2,990	0.00	2,330	0.00	0	0	0.00
240	Contractual EE Benefits	69,633	0	0	0.00	0	0.00	0	0	0.00
250	ER Health Insurance Benefit	0	58,753	62,600	0.00	71,400	0.00	0	0	0.00
200	Associated Payroll Costs	212,499	187,717	202,109	0.00	215,600	0.00	0	0	0.00
310	Instructional, Professional and Technical Services	682	117	3,000	0.00	3,000	0.00	0	0	0.00
320	Property Services	24,002	12,212	26,700	0.00	26,700	0.00	0	0	0.00
340	Travel	2,578	581	2,371	0.00	2,000	0.00	0	0	0.00

Requirements Report

Actuals 19-20 Actuals 20-21 Budgeted 21-22 Budgeted FTE Proposed 22-23 Proposed FTE Approved 22-23 Adopted 22-23 Adopted FTE

Fund 100 General Operating

Function 1132 High School Extracurricular

350	Communication	2,093	839	2,735	0.00	2,000	0.00	0	0	0.00
390	Other General Professional and Technological Servi	31,347	19,370	38,200	0.00	39,700	0.00	0	0	0.00
300	Purchased Services	60,702	33,119	73,006	0.00	73,400	0.00	0	0	0.00
410	Consumable Supplies and Materials	4,407	3,660	15,250	0.00	15,250	0.00	0	0	0.00
400	Supplies and Materials	4,407	3,660	15,250	0.00	15,250	0.00	0	0	0.00
640	Dues and Fees	11,441	4,725	12,860	0.00	12,650	0.00	0	0	0.00
600	Other Objects	11,441	4,725	12,860	0.00	12,650	0.00	0	0	0.00

Total Function 1132 High School Extracurricular 723,436 624,811 763,615 3.50 807,279 3.50 0 0 0.00

Function 1210 Programs for the Talented and Gifted

110	Regular Salaries	18,995	0	21,080	0.34	32,640	0.51	0	0	0.00
130	Additional Salary / Extra Duty	904	659	0	0.00	0	0.00	0	0	0.00
100	Salaries	19,899	659	21,080	0.34	32,640	0.51	0	0	0.00
210	Public Employees Retirement System	5,886	175	3,570	0.00	5,644	0.00	0	0	0.00
220	ER Social Security/Medicare	1,494	50	935	0.00	1,734	0.00	0	0	0.00
230	Other Required Payroll Costs	136	3	51	0.00	34	0.00	0	0	0.00
240	Contractual EE Benefits	6,336	0	0	0.00	0	0.00	0	0	0.00
250	ER Health Insurance Benefit	0	0	3,434	0.00	6,936	0.00	0	0	0.00
200	Associated Payroll Costs	13,852	228	7,990	0.00	14,348	0.00	0	0	0.00
350	Communication	56	0	300	0.00	300	0.00	0	0	0.00
300	Purchased Services	56	0	300	0.00	300	0.00	0	0	0.00
410	Consumable Supplies and Materials	32	0	665	0.00	666	0.00	0	0	0.00
420	Textbooks	0	0	583	0.00	583	0.00	0	0	0.00
400	Supplies and Materials	32	0	1,248	0.00	1,249	0.00	0	0	0.00
640	Dues and Fees	0	0	41	0.00	41	0.00	0	0	0.00
600	Other Objects	0	0	41	0.00	41	0.00	0	0	0.00

Total Function 1210 Programs for the Talented and Gifted 33,840 888 30,659 0.34 48,578 0.51 0 0 0.00

Requirements Report

Actuals 19-20 Actuals 20-21 Budgeted 21-22 Budgeted FTE Proposed 22-23 Proposed FTE Approved 22-23 Adopted 22-23 Adopted FTE

Fund 100 General Operating

Function 1220 Restrictive Programs for Students with Disabilitie

110	Regular Salaries	961,627	989,040	1,060,000	28.50	633,893	18.81	0	0	0.00
120	Nonpermanent Salaries	6,254	0	10,000	0.00	10,000	0.00	0	0	0.00
130	Additional Salary / Extra Duty	7,646	8,683	0	0.00	0	0.00	0	0	0.00

100 Salaries 975,527 997,723 1,070,000 28.50 643,893 18.81 0 0 0.00

210	Public Employees Retirement System	269,786	288,719	307,500	0.00	151,223	0.00	0	0	0.00
220	ER Social Security/Medicare	72,119	75,375	83,500	0.00	54,230	0.00	0	0	0.00
230	Other Required Payroll Costs	6,864	9,131	7,000	0.00	4,034	0.00	0	0	0.00
240	Contractual EE Benefits	593,196	27,360	0	0.00	0	0.00	0	0	0.00
250	ER Health Insurance Benefit	0	565,044	544,320	0.00	441,400	0.00	0	0	0.00

200 Associated Payroll Costs 941,964 965,629 942,320 0.00 650,888 0.00 0 0 0.00

310	Instructional, Professional and Technical Services	13,231	2,515	75,000	0.00	145,000	0.00	0	0	0.00
340	Travel	1,776	367	2,500	0.00	2,000	0.00	0	0	0.00
370	Tuition	55,950	29,375	50,000	0.00	50,000	0.00	0	0	0.00
380	Non-instructional Professional and Technical Servi	160	0	0	0.00	0	0.00	0	0	0.00

300 Purchased Services 71,116 32,257 127,500 0.00 197,000 0.00 0 0 0.00

410	Consumable Supplies and Materials	4,193	7,472	7,000	0.00	7,000	0.00	0	0	0.00
420	Textbooks	1,250	0	0	0.00	0	0.00	0	0	0.00
430	Library Books	0	296	0	0.00	0	0.00	0	0	0.00
440	Periodicals	4	0	0	0.00	0	0.00	0	0	0.00
460	Non-consumable Items	1,449	7,459	1,000	0.00	1,000	0.00	0	0	0.00
470	Computer Software	1,591	261	2,000	0.00	2,500	0.00	0	0	0.00
480	Computer Hardware	1,077	11,349	2,000	0.00	2,500	0.00	0	0	0.00

400 Supplies and Materials 9,564 26,837 12,000 0.00 13,000 0.00 0 0 0.00

Total Function 1220 Restrictive Programs for Students with Disabilitie 1,998,172 2,022,446 2,151,820 28.50 1,504,781 18.81 0 0 0.00

Function 1250 Less Restrictive Programs for Students with Disabi

110	Regular Salaries	1,114,164	1,157,094	1,324,000	37.00	2,135,533	49.88	0	0	0.00
120	Nonpermanent Salaries	3,355	0	0	0.00	0	0.00	0	0	0.00
130	Additional Salary / Extra Duty	66,030	66,366	0	0.00	80,000	0.00	0	0	0.00

Requirements Report

		Actuals 19-20	Actuals 20-21	Budgeted 21-22	Budgeted FTE	Proposed 22-23	Proposed FTE	Approved 22-23	Adopted 22-23	Adopted FTE
Fund 100	General Operating									
100	Salaries	1,183,550	1,223,460	1,324,000	37.00	2,215,533	49.88	0	0	0.00
210	Public Employees Retirement System	347,053	370,385	389,000	0.00	514,906	0.00	0	0	0.00
220	ER Social Security/Medicare	88,956	92,200	104,000	0.00	171,990	0.00	0	0	0.00
230	Other Required Payroll Costs	8,264	11,111	8,250	0.00	12,792	0.00	0	0	0.00
240	Contractual EE Benefits	596,798	14,400	0	0.00	0	0.00	0	0	0.00
250	ER Health Insurance Benefit	0	581,677	553,501	0.00	589,585	0.00	0	0	0.00
200	Associated Payroll Costs	1,041,072	1,069,773	1,054,751	0.00	1,289,273	0.00	0	0	0.00
310	Instructional, Professional and Technical Services	70,758	42,032	70,000	0.00	70,000	0.00	0	0	0.00
320	Property Services	0	0	500	0.00	500	0.00	0	0	0.00
340	Travel	926	0	2,000	0.00	3,500	0.00	0	0	0.00
350	Communication	2,601	5,139	0	0.00	0	0.00	0	0	0.00
300	Purchased Services	74,285	47,171	72,500	0.00	74,000	0.00	0	0	0.00
410	Consumable Supplies and Materials	778	114	1,000	0.00	1,000	0.00	0	0	0.00
430	Library Books	70	0	0	0.00	0	0.00	0	0	0.00
460	Non-consumable Items	446	44	0	0.00	0	0.00	0	0	40.00
470	Computer Software	379	2,750	500	0.00	500	0.00	0	0	0.00
480	Computer Hardware	563	0	1,000	0.00	2,500	0.00	0	0	0.00
400	Supplies and Materials	2,236	2,908	2,500	0.00	4,000	0.00	0	0	0.00
Total Function 1250	Less Restrictive Programs for Students with Disabi	2,301,143	2,343,312	2,453,751	37.00	3,582,806	49.88	0	0	0.00
Function 1260	Treatment & Habilitation									
110	Regular Salaries	340,778	283,118	289,000	5.00	369,071	5.88	0	0	0.00
130	Additional Salary / Extra Duty	3,173	1,376	0	0.00	0	0.00	0	0	0.00
100	Salaries	343,951	284,494	289,000	5.00	369,071	5.88	0	0	0.00
210	Public Employees Retirement System	116,900	83,397	85,800	0.00	92,268	0.00	0	0	0.00
220	ER Social Security/Medicare	25,596	20,830	22,700	0.00	28,234	0.00	0	0	0.00
230	Other Required Payroll Costs	2,333	2,526	1,800	0.00	2,017	0.00	0	0	0.00
240	Contractual EE Benefits	118,033	0	0	0.00	0	0.00	0	0	0.00
250	ER Health Insurance Benefit	0	99,605	102,400	0.00	122,400	0.00	0	0	0.00
200	Associated Payroll Costs	262,862	206,359	212,700	0.00	244,918	0.00	0	0	0.00

Requirements Report

Actuals 19-20 Actuals 20-21 Budgeted 21-22 Budgeted FTE Proposed 22-23 Proposed FTE Approved 22-23 Adopted 22-23 Adopted FTE

Fund 100 General Operating

Total Function 1260	Treatment & Habilitation	606,813	490,853	501,700	5.00	613,989	5.88	0	0	0.00
Function 1271	Remediation									
110	Regular Salaries	139,862	105,209	106,380	1.67	121,440	1.84	0	0	0.00
130	Additional Salary / Extra Duty	2,346	1,416	0	0.00	0	0.00	0	0	0.00
100	Salaries	142,208	106,625	106,380	1.67	121,440	1.84	0	0	0.00
210	Public Employees Retirement System	47,848	37,272	30,571	0.00	30,544	0.00	0	0	0.00
220	ER Social Security/Medicare	10,596	7,859	8,935	0.00	9,384	0.00	0	0	0.00
230	Other Required Payroll Costs	960	938	551	0.00	184	0.00	0	0	0.00
240	Contractual EE Benefits	26,304	0	0	0.00	0	0.00	0	0	0.00
250	ER Health Insurance Benefit	0	26,715	33,734	0.00	47,636	0.00	0	0	0.00
200	Associated Payroll Costs	85,708	72,784	73,791	0.00	87,748	0.00	0	0	0.00
350	Communication	128	0	0	0.00	0	0.00	0	0	0.00
300	Purchased Services	128	0	0	0.00	0	0.00	0	0	0.00
Total Function 1271	Remediation	228,043	179,409	180,171	1.67	209,188	1.84	0	0	0.00
Function 1280	Alternative Education									
110	Regular Salaries	126,768	120,115	117,320	2.38	88,943	1.38	0	0	0.00
120	Nonpermanent Salaries	2,428	0	0	0.00	0	0.00	0	0	0.00
130	Additional Salary / Extra Duty	9,196	820	0	0.00	0	0.00	0	0	0.00
100	Salaries	138,391	120,934	117,320	2.38	88,943	1.38	0	0	0.00
210	Public Employees Retirement System	39,619	38,482	34,185	0.00	22,336	0.00	0	0	0.00
220	ER Social Security/Medicare	10,318	8,919	10,062	0.00	6,935	0.00	0	0	0.00
230	Other Required Payroll Costs	943	1,082	750	0.00	138	0.00	0	0	0.00
240	Contractual EE Benefits	30,143	0	0	0.00	0	0.00	0	0	0.00
250	ER Health Insurance Benefit	0	49,685	50,500	0.00	28,152	0.00	0	0	0.00
200	Associated Payroll Costs	81,023	98,168	95,497	0.00	57,561	0.00	0	0	0.00
310	Instructional, Professional and Technical Services	47,091	13,395	45,000	0.00	45,000	0.00	0	0	0.00
340	Travel	260	0	0	0.00	0	0.00	0	0	0.00
350	Communication	7	0	990	0.00	990	0.00	0	0	0.00
360	Charter School Payments	0	82,572	0	0.00	0	0.00	0	0	0.00

41

Requirements Report

Actuals 19-20 Actuals 20-21 Budgeted 21-22 Budgeted FTE Proposed 22-23 Proposed FTE Approved 22-23 Adopted 22-23 Adopted FTE

Fund 100 General Operating

300	Purchased Services	47,358	95,967	45,990	0.00	45,990	0.00	0	0	0.00
410	Consumable Supplies and Materials	229	286	413	0.00	4,913	0.00	0	0	0.00
420	Textbooks	0	0	825	0.00	825	0.00	0	0	0.00
400	Supplies and Materials	229	286	1,238	0.00	5,738	0.00	0	0	0.00

Total Function 1280 Alternative Education 267,001 315,356 260,045 2.38 198,232 1.38 0 0 0.00

Function 1288 Charter Schools

360	Charter School Payments	1,834,753	1,900,164	2,025,000	0.00	1,810,000	0.00	0	0	0.00
-----	-------------------------	-----------	-----------	-----------	------	-----------	------	---	---	------

300	Purchased Services	1,834,753	1,900,164	2,025,000	0.00	1,810,000	0.00	0	0	0.00
------------	---------------------------	------------------	------------------	------------------	-------------	------------------	-------------	----------	----------	-------------

Total Function 1288 Charter Schools 1,834,753 1,900,164 2,025,000 0.00 1,810,000 0.00 0 0 0.00

Function 1291 English Second Language Programs

110	Regular Salaries	388,632	393,801	482,518	10.65	484,323	11.08	0	0	0.00
120	Nonpermanent Salaries	172	3,357	0	0.00	0	0.00	0	0	0.00
130	Additional Salary / Extra Duty	6,359	7,349	1,500	0.00	2,120	0.00	0	0	0.00

100	Salaries	395,163	404,507	484,018	10.65	486,443	11.08	0	0	0.00
------------	-----------------	----------------	----------------	----------------	--------------	----------------	--------------	----------	----------	-------------

210	Public Employees Retirement System	111,502	122,019	123,728	0.00	132,445	0.00	0	0	0.00
220	ER Social Security/Medicare	28,421	29,840	40,809	0.00	43,312	0.00	0	0	0.00
230	Other Required Payroll Costs	2,702	3,614	3,321	0.00	2,895	0.00	0	0	0.00
240	Contractual EE Benefits	147,198	2,400	0	0.00	0	0.00	0	0	0.00
250	ER Health Insurance Benefit	0	160,996	142,430	0.00	154,168	0.00	0	0	0.00

200	Associated Payroll Costs	289,823	318,868	310,288	0.00	332,820	0.00	0	0	0.00
------------	---------------------------------	----------------	----------------	----------------	-------------	----------------	-------------	----------	----------	-------------

310	Instructional, Professional and Technical Services	2,451	0	3,500	0.00	3,500	0.00	0	0	0.00
340	Travel	1,961	0	6,000	0.00	6,000	0.00	0	0	0.00
350	Communication	127	376	0	0.00	0	0.00	0	0	0.00

300	Purchased Services	4,539	376	9,500	0.00	9,500	0.00	0	0	0.00
------------	---------------------------	--------------	------------	--------------	-------------	--------------	-------------	----------	----------	-------------

410	Consumable Supplies and Materials	2,476	710	2,900	0.00	4,300	0.00	0	0	0.00
420	Textbooks	0	0	500	0.00	500	0.00	0	0	0.00
430	Library Books	0	0	150	0.00	150	0.00	0	0	0.00
470	Computer Software	0	0	100	0.00	500	0.00	0	0	0.00

Requirements Report

Actuals 19-20 Actuals 20-21 Budgeted 21-22 Budgeted FTE Proposed 22-23 Proposed FTE Approved 22-23 Adopted 22-23 Adopted FTE

Fund 100 General Operating

400	Supplies and Materials	2,476	710	3,650	0.00	5,450	0.00	0	0	0.00
Total Function 1291	English Second Language Programs	692,001	724,461	807,456	10.65	834,213	11.08	0	0	0.00
Function 1292	Teen Parent Programs									
110	Regular Salaries	9,588	10,433	10,880	0.17	10,880	0.17	0	0	0.00
130	Additional Salary / Extra Duty	32	0	0	0.00	0	0.00	0	0	0.00
100	Salaries	9,620	10,433	10,880	0.17	10,880	0.17	0	0	0.00
210	Public Employees Retirement System	2,852	3,092	3,570	0.00	3,570	0.00	0	0	0.00
220	ER Social Security/Medicare	736	784	935	0.00	935	0.00	0	0	0.00
230	Other Required Payroll Costs	65	93	51	0.00	51	0.00	0	0	0.00
240	Contractual EE Benefits	3,046	0	0	0.00	0	0.00	0	0	0.00
250	ER Health Insurance Benefit	0	3,315	3,434	0.00	3,434	0.00	0	0	0.00
200	Associated Payroll Costs	6,699	7,284	7,990	0.00	7,990	0.00	0	0	0.00
340	Travel	0	0	83	0.00	83	0.00	0	0	0.00
350	Communication	67	60	0	0.00	0	0.00	0	0	0.00
300	Purchased Services	67	60	83	0.00	83	0.00	0	0	0.00
410	Consumable Supplies and Materials	0	0	206	0.00	202	0.00	0	0	0.00
420	Textbooks	0	0	165	0.00	165	0.00	0	0	0.00
400	Supplies and Materials	0	0	371	0.00	367	0.00	0	0	0.00
Total Function 1292	Teen Parent Programs	16,387	17,777	19,324	0.17	19,320	0.17	0	0	0.00
Function 1293	Migrant Education									
110	Regular Salaries	7,546	22,282	18,000	0.50	21,000	0.50	0	0	0.00
130	Additional Salary / Extra Duty	166	133	0	0.00	0	0.00	0	0	0.00
100	Salaries	7,712	22,416	18,000	0.50	21,000	0.50	0	0	0.00
210	Public Employees Retirement System	2,285	6,697	2,330	0.00	3,335	0.00	0	0	0.00
220	ER Social Security/Medicare	590	1,712	705	0.00	1,500	0.00	0	0	0.00
230	Other Required Payroll Costs	55	208	0	0.00	0	0.00	0	0	0.00
240	Contractual EE Benefits	6,773	0	0	0.00	0	0.00	0	0	0.00
250	ER Health Insurance Benefit	0	9,187	10,000	0.00	10,000	0.00	0	0	0.00

Requirements Report

	Actuals 19-20	Actuals 20-21	Budgeted 21-22	Budgeted FTE	Proposed 22-23	Proposed FTE	Approved 22-23	Adopted 22-23	Adopted FTE
Fund 100 General Operating									
200 Associated Payroll Costs	9,703	17,805	13,035	0.00	14,835	0.00	0	0	0.00
410 Consumable Supplies and Materials	0	0	1,000	0.00	1,000	0.00	0	0	0.00
400 Supplies and Materials	0	0	1,000	0.00	1,000	0.00	0	0	0.00
Total Function 1293 Migrant Education	17,416	40,220	32,035	0.50	36,835	0.50	0	0	0.00
Function 1430 Summer Programs - High School									
310 Instructional, Professional and Technical Services	2,655	0	0	0.00	0	0.00	0	0	0.00
300 Purchased Services	2,655	0	0	0.00	0	0.00	0	0	0.00
410 Consumable Supplies and Materials	9,419	0	0	0.00	0	0.00	0	0	0.00
420 Textbooks	479	0	0	0.00	0	0.00	0	0	0.00
400 Supplies and Materials	9,898	0	0	0.00	0	0.00	0	0	0.00
Total Function 1430 Summer Programs - High School	12,553	0	0	0.00	0	0.00	0	0	0.00
Major Function 1000	27,835,043	28,116,051	29,073,218	278.80	28,770,290	277.42	0	0	44^{0.00}

Requirements Report

	Actuals 19-20	Actuals 20-21	Budgeted 21-22	Budgeted FTE	Proposed 22-23	Proposed FTE	Approved 22-23	Adopted 22-23	Adopted FTE
Fund 100 General Operating									
Function 2110 Attendance and Social Work Services									
110 Regular Salaries	87,647	109,135	105,295	2.80	110,870	3.00	0	0	0.00
130 Additional Salary / Extra Duty	781	1,444	0	0.00	0	0.00	0	0	0.00
100 Salaries	88,427	110,579	105,295	2.80	110,870	3.00	0	0	0.00
210 Public Employees Retirement System	25,994	35,029	32,574	0.00	26,738	0.00	0	0	0.00
220 ER Social Security/Medicare	6,727	8,370	8,626	0.00	8,869	0.00	0	0	0.00
230 Other Required Payroll Costs	629	1,016	1,000	0.00	300	0.00	0	0	0.00
240 Contractual EE Benefits	49,631	4,800	0	0.00	0	0.00	0	0	0.00
250 ER Health Insurance Benefit	0	51,988	56,400	0.00	61,200	0.00	0	0	0.00
200 Associated Payroll Costs	82,981	101,202	98,600	0.00	97,107	0.00	0	0	0.00
350 Communication	0	0	3,513	0.00	3,113	0.00	0	0	0.00
380 Non-instructional Professional and Technical Servi	85,398	88,874	90,000	0.00	90,000	0.00	0	0	0.00
300 Purchased Services	85,398	88,874	93,513	0.00	93,113	0.00	0	0	0.00
Total Function 2110 Attendance and Social Work Services	256,806	300,655	297,408	2.80	301,090	3.00	0	0	4500
Function 2112 Attendance Services									
110 Regular Salaries	143,646	150,884	136,749	1.50	165,752	2.15	0	0	0.00
130 Additional Salary / Extra Duty	1,550	1,550	0	0.00	0	0.00	0	0	0.00
100 Salaries	145,196	152,434	136,749	1.50	165,752	2.15	0	0	0.00
210 Public Employees Retirement System	49,216	51,183	41,783	0.00	41,437	0.00	0	0	0.00
220 ER Social Security/Medicare	10,595	11,108	11,098	0.00	13,260	0.00	0	0	0.00
230 Other Required Payroll Costs	981	1,349	390	0.00	215	0.00	0	0	0.00
240 Contractual EE Benefits	23,146	4,800	0	0.00	0	0.00	0	0	0.00
250 ER Health Insurance Benefit	0	23,491	26,280	0.00	43,860	0.00	0	0	0.00
200 Associated Payroll Costs	83,939	91,931	79,531	0.00	98,772	0.00	0	0	0.00
340 Travel	69	73	0	0.00	0	0.00	0	0	0.00
350 Communication	42	0	413	0.00	413	0.00	0	0	0.00
300 Purchased Services	110	73	413	0.00	413	0.00	0	0	0.00
410 Consumable Supplies and Materials	60	41	2,475	0.00	2,487	0.00	0	0	0.00

Requirements Report

Actuals 19-20 Actuals 20-21 Budgeted 21-22 Budgeted FTE Proposed 22-23 Proposed FTE Approved 22-23 Adopted 22-23 Adopted FTE

Fund 100 General Operating

400	Supplies and Materials	60	41	2,475	0.00	2,487	0.00	0	0	0.00
Total Function 2112 Attendance Services		229,305	244,479	219,168	1.50	267,424	2.15	0	0	0.00
Function 2115	Student Safety									
110	Regular Salaries	154,458	145,464	174,249	5.00	180,347	5.00	0	0	0.00
120	Nonpermanent Salaries	253	0	0	0.00	0	0.00	0	0	0.00
130	Additional Salary / Extra Duty	10,432	5,357	0	0.00	0	0.00	0	0	0.00
100	Salaries	165,142	150,821	174,249	5.00	180,347	5.00	0	0	0.00
210	Public Employees Retirement System	50,873	46,803	50,286	0.00	45,087	0.00	0	0	0.00
220	ER Social Security/Medicare	12,475	11,202	13,348	0.00	14,428	0.00	0	0	0.00
230	Other Required Payroll Costs	3,704	3,141	2,500	0.00	500	0.00	0	0	0.00
240	Contractual EE Benefits	94,885	0	0	0.00	0	0.00	0	0	0.00
250	ER Health Insurance Benefit	0	84,662	80,800	0.00	82,000	0.00	0	0	0.00
200	Associated Payroll Costs	161,937	145,807	146,934	0.00	142,015	0.00	0	0	0.00
310	Instructional, Professional and Technical Services	220	470	412	0.00	412	0.00	0	0	46.00
320	Property Services	555	0	353	0.00	353	0.00	0	0	0.00
340	Travel	565	0	0	0.00	0	0.00	0	0	0.00
350	Communication	0	0	675	0.00	675	0.00	0	0	0.00
380	Non-instructional Professional and Technical Servi	87,880	81,442	111,376	0.00	114,376	0.00	0	0	0.00
300	Purchased Services	89,220	81,912	112,816	0.00	115,816	0.00	0	0	0.00
410	Consumable Supplies and Materials	585	14,431	1,500	0.00	1,500	0.00	0	0	0.00
460	Non-consumable Items	1,097	2,360	3,750	0.00	3,750	0.00	0	0	0.00
400	Supplies and Materials	1,682	16,791	5,250	0.00	5,250	0.00	0	0	0.00
640	Dues and Fees	1,190	1,190	0	0.00	0	0.00	0	0	0.00
600	Other Objects	1,190	1,190	0	0.00	0	0.00	0	0	0.00
Total Function 2115 Student Safety		419,171	396,521	439,249	5.00	443,428	5.00	0	0	0.00
Function 2120	Guidance Services									
110	Regular Salaries	1,015,662	978,809	1,061,047	16.04	1,071,444	15.51	0	0	0.00
130	Additional Salary / Extra Duty	26,249	22,832	0	0.00	7,321	0.00	0	0	0.00

Requirements Report

		Actuals 19-20	Actuals 20-21	Budgeted 21-22	Budgeted FTE	Proposed 22-23	Proposed FTE	Approved 22-23	Adopted 22-23	Adopted FTE
Fund 100	General Operating									
100	Salaries	1,041,912	1,001,640	1,061,047	16.04	1,078,765	15.51	0	0	0.00
210	Public Employees Retirement System	312,114	313,096	341,360	0.00	269,063	0.00	0	0	0.00
220	ER Social Security/Medicare	78,222	75,152	89,512	0.00	83,121	0.00	0	0	0.00
230	Other Required Payroll Costs	7,035	8,997	5,220	0.00	2,069	0.00	0	0	0.00
240	Contractual EE Benefits	283,312	7,200	0	0.00	0	0.00	0	0	0.00
250	ER Health Insurance Benefit	0	273,359	323,605	0.00	294,404	0.00	0	0	0.00
200	Associated Payroll Costs	680,683	677,805	759,697	0.00	648,657	0.00	0	0	0.00
310	Instructional, Professional and Technical Services	88	0	825	0.00	825	0.00	0	0	0.00
320	Property Services	683	365	0	0.00	0	0.00	0	0	0.00
340	Travel	2,004	270	4,674	0.00	5,174	0.00	0	0	0.00
350	Communication	832	886	4,125	0.00	4,125	0.00	0	0	0.00
380	Non-instructional Professional and Technical Servi	975	0	0	0.00	0	0.00	0	0	0.00
300	Purchased Services	4,582	1,521	9,624	0.00	10,124	0.00	0	0	0.00
410	Consumable Supplies and Materials	6,628	6,854	4,775	0.00	5,820	0.00	0	0	0.00
460	Non-consumable Items	143	395	431	0.00	431	0.00	0	0	47.00
480	Computer Hardware	5,818	181	0	0.00	0	0.00	0	0	0.00
400	Supplies and Materials	12,588	7,430	5,206	0.00	6,251	0.00	0	0	0.00
640	Dues and Fees	50	100	225	0.00	225	0.00	0	0	0.00
600	Other Objects	50	100	225	0.00	225	0.00	0	0	0.00
Total Function 2120	Guidance Services	1,739,815	1,688,496	1,835,799	16.04	1,744,023	15.51	0	0	0.00
Function 2130	Health Services									
110	Regular Salaries	140,000	120,000	0	0.00	0	0.00	0	0	0.00
130	Additional Salary / Extra Duty	3,275	1,864	0	0.00	0	0.00	0	0	0.00
100	Salaries	143,275	121,864	0	0.00	0	0.00	0	0	0.00
210	Public Employees Retirement System	44,277	561	0	0.00	0	0.00	0	0	0.00
220	ER Social Security/Medicare	238	139	0	0.00	0	0.00	0	0	0.00
230	Other Required Payroll Costs	30	22	0	0.00	0	0.00	0	0	0.00
240	Contractual EE Benefits	112,000	0	0	0.00	0	0.00	0	0	0.00
250	ER Health Insurance Benefit	0	100,000	0	0.00	0	0.00	0	0	0.00

Requirements Report

		Actuals 19-20	Actuals 20-21	Budgeted 21-22	Budgeted FTE	Proposed 22-23	Proposed FTE	Approved 22-23	Adopted 22-23	Adopted FTE
Fund 100	General Operating									
200	Associated Payroll Costs	156,545	100,722	0	0.00	0	0.00	0	0	0.00
380	Non-instructional Professional and Technical Servi	166,273	193,555	300,000	0.00	335,000	0.00	0	0	0.00
300	Purchased Services	166,273	193,555	300,000	0.00	335,000	0.00	0	0	0.00
410	Consumable Supplies and Materials	2,324	5,191	2,938	0.00	3,588	0.00	0	0	0.00
460	Non-consumable Items	43	99	0	0.00	0	0.00	0	0	0.00
400	Supplies and Materials	2,367	5,290	2,938	0.00	3,588	0.00	0	0	0.00
640	Dues and Fees	298	0	0	0.00	0	0.00	0	0	0.00
600	Other Objects	298	0	0	0.00	0	0.00	0	0	0.00
Total Function 2130	Health Services	468,758	421,431	302,938	0.00	338,588	0.00	0	0	0.00
Function 2140	Psychological Services									
110	Regular Salaries	73,696	141,059	160,000	2.00	179,938	2.00	0	0	0.00
130	Additional Salary / Extra Duty	564	1,065	0	0.00	0	0.00	0	0	0.00
100	Salaries	74,259	142,124	160,000	2.00	179,938	2.00	0	0	0.00
210	Public Employees Retirement System	22,021	41,796	46,400	0.00	44,985	0.00	0	0	0.00
220	ER Social Security/Medicare	5,541	10,687	12,500	0.00	13,765	0.00	0	0	0.00
230	Other Required Payroll Costs	500	1,275	500	0.00	969	0.00	0	0	0.00
240	Contractual EE Benefits	19,200	0	0	0.00	0	0.00	0	0	0.00
250	ER Health Insurance Benefit	0	37,375	40,400	0.00	40,800	0.00	0	0	0.00
200	Associated Payroll Costs	47,262	91,133	99,800	0.00	100,519	0.00	0	0	0.00
340	Travel	1,160	0	3,000	0.00	4,000	0.00	0	0	0.00
380	Non-instructional Professional and Technical Servi	350	0	1,500	0.00	1,500	0.00	0	0	0.00
300	Purchased Services	1,510	0	4,500	0.00	5,500	0.00	0	0	0.00
410	Consumable Supplies and Materials	38	62	500	0.00	500	0.00	0	0	0.00
400	Supplies and Materials	38	62	500	0.00	500	0.00	0	0	0.00
Total Function 2140	Psychological Services	123,068	233,319	264,800	2.00	286,457	2.00	0	0	0.00
Function 2150	Speech Pathology and Audiology Services									
110	Regular Salaries	150,479	156,967	161,000	2.00	171,655	2.00	0	0	0.00

Requirements Report

Actuals 19-20 Actuals 20-21 Budgeted 21-22 Budgeted FTE Proposed 22-23 Proposed FTE Approved 22-23 Adopted 22-23 Adopted FTE

Fund 100 General Operating

Function 2150 Speech Pathology and Audiology Services

130	Additional Salary / Extra Duty	7,040	0	0	0.00	0	0.00	0	0	0.00
100	Salaries	157,519	156,967	161,000	2.00	171,655	2.00	0	0	0.00
210	Public Employees Retirement System	48,213	51,333	46,600	0.00	42,914	0.00	0	0	0.00
220	ER Social Security/Medicare	11,239	12,008	12,600	0.00	13,132	0.00	0	0	0.00
230	Other Required Payroll Costs	991	1,406	600	0.00	926	0.00	0	0	0.00
240	Contractual EE Benefits	37,532	0	0	0.00	0	0.00	0	0	0.00
250	ER Health Insurance Benefit	0	38,215	40,400	0.00	40,800	0.00	0	0	0.00
200	Associated Payroll Costs	97,975	102,963	100,200	0.00	97,772	0.00	0	0	0.00
310	Instructional, Professional and Technical Services	0	117	5,000	0.00	3,000	0.00	0	0	0.00
340	Travel	52	0	0	0.00	0	0.00	0	0	0.00
300	Purchased Services	52	117	5,000	0.00	3,000	0.00	0	0	0.00

Total Function 2150 Speech Pathology and Audiology Services 255,547 260,047 266,200 2.00 272,427 2.00 0 0 0.00

49

Function 2190 Service Direction, Student Support Services

110	Regular Salaries	160,858	166,053	176,693	2.00	183,540	2.00	0	0	0.00
130	Additional Salary / Extra Duty	89	95	0	0.00	0	0.00	0	0	0.00
100	Salaries	160,946	166,148	176,693	2.00	183,540	2.00	0	0	0.00
210	Public Employees Retirement System	47,763	51,460	51,966	0.00	45,885	0.00	0	0	0.00
220	ER Social Security/Medicare	12,297	13,060	15,036	0.00	14,041	0.00	0	0	0.00
230	Other Required Payroll Costs	1,090	1,528	600	0.00	1,000	0.00	0	0	0.00
240	Contractual EE Benefits	38,474	9,710	0	0.00	0	0.00	0	0	0.00
250	ER Health Insurance Benefit	0	23,135	40,400	0.00	40,800	0.00	0	0	0.00
200	Associated Payroll Costs	99,625	98,893	108,002	0.00	101,726	0.00	0	0	0.00
310	Instructional, Professional and Technical Services	2,774	9,747	1,500	0.00	2,000	0.00	0	0	0.00
320	Property Services	60	68	0	0.00	0	0.00	0	0	0.00
340	Travel	1,737	102	2,000	0.00	2,000	0.00	0	0	0.00
350	Communication	8	0	500	0.00	500	0.00	0	0	0.00
380	Non-instructional Professional and Technical Servi	18,573	18,409	21,000	0.00	22,000	0.00	0	0	0.00

Requirements Report

Fund	Actuals 19-20	Actuals 20-21	Budgeted 21-22	Budgeted FTE	Proposed 22-23	Proposed FTE	Approved 22-23	Adopted 22-23	Adopted FTE	
Fund 100 General Operating										
300	Purchased Services	23,151	28,326	25,000	0.00	26,500	0.00	0	0	0.00
410	Consumable Supplies and Materials	4,570	4,432	3,000	0.00	2,500	0.00	0	0	0.00
440	Periodicals	301	222	0	0.00	0	0.00	0	0	0.00
460	Non-consumable Items	585	836	0	0.00	0	0.00	0	0	0.00
470	Computer Software	231	1,800	0	0.00	0	0.00	0	0	0.00
480	Computer Hardware	0	0	1,200	0.00	1,200	0.00	0	0	0.00
400	Supplies and Materials	5,687	7,290	4,200	0.00	3,700	0.00	0	0	0.00
640	Dues and Fees	1,893	1,399	1,200	0.00	1,200	0.00	0	0	0.00
600	Other Objects	1,893	1,399	1,200	0.00	1,200	0.00	0	0	0.00
Total Function 2190	Service Direction, Student Support Services	291,302	302,056	315,095	2.00	316,666	2.00	0	0	0.00
Function 2210 Improvement of Instruction Services										
110	Regular Salaries	150,145	153,075	159,634	1.60	205,033	2.00	0	0	0.00
130	Additional Salary / Extra Duty	4,743	3,493	14,744	0.00	8,750	0.00	0	0	50.00
100	Salaries	154,888	156,568	174,378	1.60	213,783	2.00	0	0	0.00
210	Public Employees Retirement System	55,322	49,484	44,194	0.00	48,390	0.00	0	0	0.00
220	ER Social Security/Medicare	11,798	12,723	12,619	0.00	16,403	0.00	0	0	0.00
230	Other Required Payroll Costs	1,042	1,399	500	0.00	300	0.00	0	0	0.00
240	Contractual EE Benefits	11,786	13,797	0	0.00	0	0.00	0	0	0.00
250	ER Health Insurance Benefit	0	0	25,000	0.00	44,880	0.00	0	0	0.00
200	Associated Payroll Costs	79,948	77,403	82,313	0.00	109,973	0.00	0	0	0.00
310	Instructional, Professional and Technical Services	5,140	10,761	5,250	0.00	8,750	0.00	0	0	0.00
340	Travel	1,942	0	3,000	0.00	5,000	0.00	0	0	0.00
350	Communication	1,272	1,725	1,000	0.00	1,000	0.00	0	0	0.00
380	Non-instructional Professional and Technical Servi	28	0	65,000	0.00	0	0.00	0	0	0.00
300	Purchased Services	8,382	12,486	74,250	0.00	14,750	0.00	0	0	0.00
410	Consumable Supplies and Materials	8,807	(9,979)	5,000	0.00	10,000	0.00	0	0	0.00
420	Textbooks	1,489	2,681	0	0.00	0	0.00	0	0	0.00
460	Non-consumable Items	0	0	0	0.00	10,000	0.00	0	0	0.00
470	Computer Software	29,989	0	0	0.00	0	0.00	0	0	0.00

Requirements Report

Actuals 19-20 Actuals 20-21 Budgeted 21-22 Budgeted FTE Proposed 22-23 Proposed FTE Approved 22-23 Adopted 22-23 Adopted FTE

Fund 100 General Operating

Function 2210 Improvement of Instruction Services

480	Computer Hardware	1,818	1,242	0	0.00	0	0.00	0	0	0.00
400	Supplies and Materials	42,103	(6,056)	5,000	0.00	20,000	0.00	0	0	0.00
640	Dues and Fees	595	595	2,500	0.00	2,500	0.00	0	0	0.00
600	Other Objects	595	595	2,500	0.00	2,500	0.00	0	0	0.00
Total Function 2210	Improvement of Instruction Services	285,915	240,996	338,441	1.60	361,006	2.00	0	0	0.00

Function 2220 Educational Media Services

110	Regular Salaries	278,823	255,523	249,778	7.45	219,915	6.38	0	0	0.00
120	Nonpermanent Salaries	37	0	0	0.00	0	0.00	0	0	0.00
130	Additional Salary / Extra Duty	3,401	4,659	0	0.00	2,000	0.00	0	0	0.00
100	Salaries	282,261	260,182	249,778	7.45	221,915	6.38	0	0	0.00
210	Public Employees Retirement System	83,907	78,820	88,329	0.00	50,180	0.00	0	0	0.00
220	ER Social Security/Medicare	20,725	19,139	23,306	0.00	17,233	0.00	0	0	50.00
230	Other Required Payroll Costs	1,960	2,354	2,568	0.00	638	0.00	0	0	0.00
240	Contractual EE Benefits	145,348	0	0	0.00	0	0.00	0	0	0.00
250	ER Health Insurance Benefit	0	129,830	152,914	0.00	132,600	0.00	0	0	0.00
200	Associated Payroll Costs	251,940	230,143	267,117	0.00	200,651	0.00	0	0	0.00
310	Instructional, Professional and Technical Services	1,465	885	0	0.00	0	0.00	0	0	0.00
320	Property Services	0	0	1,400	0.00	1,300	0.00	0	0	0.00
350	Communication	589	10	575	0.00	975	0.00	0	0	0.00
380	Non-instructional Professional and Technical Servi	0	0	1,300	0.00	1,300	0.00	0	0	0.00
300	Purchased Services	2,053	895	3,275	0.00	3,575	0.00	0	0	0.00
410	Consumable Supplies and Materials	4,314	1,888	7,850	0.00	8,350	0.00	0	0	0.00
430	Library Books	11,577	4,447	14,864	0.00	20,810	0.00	0	0	0.00
440	Periodicals	93	311	950	0.00	1,900	0.00	0	0	0.00
460	Non-consumable Items	560	50	1,588	0.00	2,088	0.00	0	0	0.00
470	Computer Software	534	534	4,950	0.00	4,250	0.00	0	0	0.00
480	Computer Hardware	519	0	875	0.00	875	0.00	0	0	0.00

Requirements Report

Fund	Actuals 19-20	Actuals 20-21	Budgeted 21-22	Budgeted FTE	Proposed 22-23	Proposed FTE	Approved 22-23	Adopted 22-23	Adopted FTE	
Fund 100 General Operating										
400	Supplies and Materials	17,596	7,230	31,077	0.00	38,273	0.00	0	0	0.00
640	Dues and Fees	65	0	52	0.00	52	0.00	0	0	0.00
600	Other Objects	65	0	52	0.00	52	0.00	0	0	0.00
Total Function 2220 Educational Media Services		553,916	498,449	551,299	7.45	464,466	6.38	0	0	0.00
Function 2230 Assessment and Testing										
110	Regular Salaries	13,366	17,828	55,585	1.50	24,249	1.00	0	0	0.00
130	Additional Salary / Extra Duty	897	1,252	0	0.00	0	0.00	0	0	0.00
100	Salaries	14,264	19,080	55,585	1.50	24,249	1.00	0	0	0.00
210	Public Employees Retirement System	4,244	5,572	16,344	0.00	6,063	0.00	0	0	0.00
220	ER Social Security/Medicare	1,091	1,455	4,463	0.00	1,940	0.00	0	0	0.00
230	Other Required Payroll Costs	103	177	500	0.00	100	0.00	0	0	0.00
240	Contractual EE Benefits	0	3,600	0	0.00	0	0.00	0	0	0.00
250	ER Health Insurance Benefit	0	0	30,200	0.00	20,400	0.00	0	0	0.00
200	Associated Payroll Costs	5,438	10,804	51,507	0.00	28,503	0.00	0	0	0.00
380	Non-instructional Professional and Technical Servi	758	76	0	0.00	68,000	0.00	0	0	0.00
300	Purchased Services	758	76	0	0.00	68,000	0.00	0	0	0.00
410	Consumable Supplies and Materials	0	9	0	0.00	0	0.00	0	0	0.00
470	Computer Software	639	0	0	0.00	0	0.00	0	0	0.00
400	Supplies and Materials	639	9	0	0.00	0	0.00	0	0	0.00
Total Function 2230 Assessment and Testing		21,099	29,969	107,092	1.50	120,752	1.00	0	0	0.00
Function 2240 Instructional Staff Development										
110	Regular Salaries	97,490	(1,147)	0	0.00	0	0.00	0	0	0.00
120	Nonpermanent Salaries	7,357	2,957	0	0.00	0	0.00	0	0	0.00
130	Additional Salary / Extra Duty	82,281	53,045	19,300	0.00	33,300	0.00	0	0	0.00
100	Salaries	187,127	54,855	19,300	0.00	33,300	0.00	0	0	0.00
210	Public Employees Retirement System	43,635	15,441	4,640	0.00	4,640	0.00	0	0	0.00
220	ER Social Security/Medicare	14,007	4,240	1,200	0.00	1,200	0.00	0	0	0.00
230	Other Required Payroll Costs	1,319	490	200	0.00	200	0.00	0	0	0.00

Requirements Report

Actuals 19-20 Actuals 20-21 Budgeted 21-22 Budgeted FTE Proposed 22-23 Proposed FTE Approved 22-23 Adopted 22-23 Adopted FTE

Fund 100 General Operating

Function 2240 Instructional Staff Development

240	Contractual EE Benefits	67,217	35,994	54,000	0.00	54,000	0.00	0	0	0.00
250	ER Health Insurance Benefit	0	2,061	0	0.00	0	0.00	0	0	0.00
200	Associated Payroll Costs	126,178	58,226	60,040	0.00	60,040	0.00	0	0	0.00
310	Instructional, Professional and Technical Services	12,297	5,582	17,425	0.00	20,925	0.00	0	0	0.00
340	Travel	1,166	0	500	0.00	5,000	0.00	0	0	0.00
350	Communication	0	0	250	0.00	1,000	0.00	0	0	0.00
300	Purchased Services	13,463	5,582	18,175	0.00	26,925	0.00	0	0	0.00
410	Consumable Supplies and Materials	0	0	100	0.00	5,000	0.00	0	0	0.00
400	Supplies and Materials	0	0	100	0.00	5,000	0.00	0	0	0.00
640	Dues and Fees	192	0	0	0.00	0	0.00	0	0	0.00
600	Other Objects	192	0	0	0.00	0	0.00	0	0	0.00

Total Function 2240 Instructional Staff Development 326,960 118,664 97,615 0.00 125,265 0.00 0 0 0.00
53

Function 2310 Board of Education Services

310	Instructional, Professional and Technical Services	8,915	127	4,000	0.00	4,000	0.00	0	0	0.00
320	Property Services	0	0	2,500	0.00	2,500	0.00	0	0	0.00
340	Travel	6,735	0	3,500	0.00	3,500	0.00	0	0	0.00
350	Communication	8,456	6,801	10,000	0.00	10,000	0.00	0	0	0.00
380	Non-instructional Professional and Technical Servi	138,049	114,965	78,500	0.00	130,500	0.00	0	0	0.00
300	Purchased Services	162,154	121,892	98,500	0.00	150,500	0.00	0	0	0.00
410	Consumable Supplies and Materials	4,382	6,064	4,300	0.00	4,500	0.00	0	0	0.00
440	Periodicals	0	0	500	0.00	500	0.00	0	0	0.00
400	Supplies and Materials	4,382	6,064	4,800	0.00	5,000	0.00	0	0	0.00
640	Dues and Fees	16,936	40,843	13,500	0.00	13,500	0.00	0	0	0.00
650	Insurance and Judgments	94,441	109,018	120,000	0.00	126,500	0.00	0	0	0.00
670	Taxes and Licenses	0	0	800	0.00	800	0.00	0	0	0.00
600	Other Objects	111,377	149,861	134,300	0.00	140,800	0.00	0	0	0.00

Total Function 2310 Board of Education Services 277,914 277,817 237,600 0.00 296,300 0.00 0 0 0.00

Requirements Report

Actuals 19-20 Actuals 20-21 Budgeted 21-22 Budgeted FTE Proposed 22-23 Proposed FTE Approved 22-23 Adopted 22-23 Adopted FTE

Fund 100 General Operating

Function 2320	Executive Administration Services									
110	Regular Salaries	199,622	210,603	219,064	2.00	227,250	2.00	0	0	0.00
120	Nonpermanent Salaries	2,185	0	0	0.00	0	0.00	0	0	0.00
130	Additional Salary / Extra Duty	1,453	3,721	0	0.00	0	0.00	0	0	0.00
100	Salaries	203,260	214,324	219,064	2.00	227,250	2.00	0	0	0.00
210	Public Employees Retirement System	65,981	65,225	66,966	0.00	56,813	0.00	0	0	0.00
220	ER Social Security/Medicare	14,766	16,231	16,977	0.00	18,180	0.00	0	0	0.00
230	Other Required Payroll Costs	1,364	1,874	600	0.00	218	0.00	0	0	0.00
240	Contractual EE Benefits	36,360	8,004	0	0.00	0	0.00	0	0	0.00
250	ER Health Insurance Benefit	0	40,575	40,000	0.00	40,800	0.00	0	0	0.00
200	Associated Payroll Costs	118,470	131,909	124,543	0.00	116,011	0.00	0	0	0.00
310	Instructional, Professional and Technical Services	9,103	10,747	5,000	0.00	5,000	0.00	0	0	0.00
320	Property Services	60	128	0	0.00	0	0.00	0	0	0.00
340	Travel	1,623	0	2,250	0.00	2,250	0.00	0	0	0.00
350	Communication	12,132	14,611	6,500	0.00	5,500	0.00	0	0	54.00
300	Purchased Services	22,918	25,485	13,750	0.00	12,750	0.00	0	0	0.00
410	Consumable Supplies and Materials	3,193	4,779	2,500	0.00	4,000	0.00	0	0	0.00
460	Non-consumable Items	0	12	0	0.00	0	0.00	0	0	0.00
480	Computer Hardware	597	0	500	0.00	1,000	0.00	0	0	0.00
400	Supplies and Materials	3,789	4,791	3,000	0.00	5,000	0.00	0	0	0.00
640	Dues and Fees	1,142	1,095	2,000	0.00	2,000	0.00	0	0	0.00
650	Insurance and Judgments	375	200	200	0.00	200	0.00	0	0	0.00
600	Other Objects	1,517	1,295	2,200	0.00	2,200	0.00	0	0	0.00
Total Function 2320	Executive Administration Services	349,955	377,804	362,557	2.00	363,211	2.00	0	0	0.00
Function 2410	Office of the Principal Services									
110	Regular Salaries	1,380,320	1,514,090	1,580,165	25.43	1,648,725	25.23	0	0	0.00
120	Nonpermanent Salaries	3,176	1,148	0	0.00	0	0.00	0	0	0.00
130	Additional Salary / Extra Duty	38,395	61,623	12,500	0.00	25,000	0.00	0	0	0.00

Requirements Report

	Actuals 19-20	Actuals 20-21	Budgeted 21-22	Budgeted FTE	Proposed 22-23	Proposed FTE	Approved 22-23	Adopted 22-23	Adopted FTE	
Fund 100 General Operating										
100	Salaries	1,421,890	1,576,861	1,592,665	25.43	1,673,725	25.23	0	0	0.00
210	Public Employees Retirement System	460,637	439,036	474,020	0.00	408,926	0.00	0	0	0.00
220	ER Social Security/Medicare	107,082	118,687	139,304	0.00	124,503	0.00	0	0	0.00
230	Other Required Payroll Costs	9,702	14,166	7,869	0.00	2,473	0.00	0	0	0.00
240	Contractual EE Benefits	403,238	30,434	0	0.00	0	0.00	0	0	0.00
250	ER Health Insurance Benefit	0	395,575	516,446	0.00	483,252	0.00	0	0	0.00
200	Associated Payroll Costs	980,658	997,899	1,137,639	0.00	1,019,154	0.00	0	0	0.00
310	Instructional, Professional and Technical Services	9,657	7,770	2,774	0.00	3,474	0.00	0	0	0.00
320	Property Services	674	175	1,625	0.00	2,225	0.00	0	0	0.00
340	Travel	8,990	2,333	10,288	0.00	13,601	0.00	0	0	0.00
350	Communication	53,754	51,448	40,350	0.00	35,000	0.00	0	0	0.00
300	Purchased Services	73,075	61,726	55,037	0.00	54,300	0.00	0	0	0.00
410	Consumable Supplies and Materials	27,190	29,774	39,525	0.00	64,363	0.00	0	0	0.00
430	Library Books	476	0	0	0.00	0	0.00	0	0	0.00
460	Non-consumable Items	2,183	639	2,900	0.00	6,300	0.00	0	0	55.00
470	Computer Software	140	320	0	0.00	0	0.00	0	0	0.00
480	Computer Hardware	2,672	7,778	5,500	0.00	3,500	0.00	0	0	0.00
400	Supplies and Materials	32,661	38,510	47,925	0.00	74,163	0.00	0	0	0.00
640	Dues and Fees	6,368	5,914	4,900	0.00	4,840	0.00	0	0	0.00
600	Other Objects	6,368	5,914	4,900	0.00	4,840	0.00	0	0	0.00
Total Function 2410	Office of the Principal Services	2,514,653	2,680,909	2,838,166	25.43	2,826,182	25.23	0	0	0.00
Function 2490	Other Support Services—School Administration									
110	Regular Salaries	14,456	32,520	0	0.00	0	0.00	0	0	0.00
130	Additional Salary / Extra Duty	113	394	0	0.00	0	0.00	0	0	0.00
100	Salaries	14,569	32,915	0	0.00	0	0.00	0	0	0.00
210	Public Employees Retirement System	3,123	11,575	0	0.00	0	0.00	0	0	0.00
220	ER Social Security/Medicare	1,115	2,520	0	0.00	0	0.00	0	0	0.00
230	Other Required Payroll Costs	99	301	0	0.00	0	0.00	0	0	0.00
240	Contractual EE Benefits	3,200	2,146	0	0.00	0	0.00	0	0	0.00

Requirements Report

		Actuals 19-20	Actuals 20-21	Budgeted 21-22	Budgeted FTE	Proposed 22-23	Proposed FTE	Approved 22-23	Adopted 22-23	Adopted FTE
<hr/>										
Fund 100	General Operating									
<hr/>										
Function 2490	Other Support Services—School Administration									
250	ER Health Insurance Benefit	0	3,048	0	0.00	0	0.00	0	0	0.00
200	Associated Payroll Costs	7,537	19,589	0	0.00	0	0.00	0	0	0.00
Total Function 2490	Other Support Services—School Administration	22,106	52,504	0	0.00	0	0.00	0	0	0.00
<hr/>										
Function 2510	Direction of Business Support Services									
110	Regular Salaries	120,853	120,964	113,162	0.90	110,497	0.85	0	0	0.00
130	Additional Salary / Extra Duty	461	1,299	0	0.00	0	0.00	0	0	0.00
100	Salaries	121,314	122,262	113,162	0.90	110,497	0.85	0	0	0.00
210	Public Employees Retirement System	42,613	45,280	34,393	0.00	29,349	0.00	0	0	0.00
220	ER Social Security/Medicare	9,102	9,222	8,827	0.00	8,637	0.00	0	0	0.00
230	Other Required Payroll Costs	811	1,090	500	0.00	446	0.00	0	0	0.00
240	Contractual EE Benefits	19,811	10,070	0	0.00	0	0.00	0	0	0.00
250	ER Health Insurance Benefit	0	3,200	17,800	0.00	17,085	0.00	0	0	58.00
200	Associated Payroll Costs	72,337	68,862	61,520	0.00	55,517	0.00	0	0	0.00
310	Instructional, Professional and Technical Services	0	0	400	0.00	400	0.00	0	0	0.00
340	Travel	(500)	0	1,000	0.00	1,000	0.00	0	0	0.00
300	Purchased Services	(500)	0	1,400	0.00	1,400	0.00	0	0	0.00
410	Consumable Supplies and Materials	103	0	400	0.00	400	0.00	0	0	0.00
400	Supplies and Materials	103	0	400	0.00	400	0.00	0	0	0.00
640	Dues and Fees	7,824	2,934	1,500	0.00	1,500	0.00	0	0	0.00
650	Insurance and Judgments	0	0	200	0.00	200	0.00	0	0	0.00
600	Other Objects	7,824	2,934	1,700	0.00	1,700	0.00	0	0	0.00
Total Function 2510	Direction of Business Support Services	201,079	194,058	178,182	0.90	169,514	0.85	0	0	0.00
<hr/>										
Function 2520	Fiscal Services									
110	Regular Salaries	190,905	186,750	229,116	3.65	309,311	4.40	0	0	0.00
130	Additional Salary / Extra Duty	9,378	7,833	5,000	0.00	8,000	0.00	0	0	0.00
100	Salaries	200,283	194,584	234,116	3.65	317,311	4.40	0	0	0.00

Requirements Report

Actuals 19-20 Actuals 20-21 Budgeted 21-22 Budgeted FTE Proposed 22-23 Proposed FTE Approved 22-23 Adopted 22-23 Adopted FTE

Fund 100 General Operating

Function 2520	Fiscal Services									
210	Public Employees Retirement System	58,135	64,830	67,858	0.00	77,400	0.00	0	0	0.00
220	ER Social Security/Medicare	15,231	14,795	18,330	0.00	24,274	0.00	0	0	0.00
230	Other Required Payroll Costs	1,365	1,808	1,100	0.00	1,300	0.00	0	0	0.00
240	Contractual EE Benefits	44,227	16,044	0	0.00	0	0.00	0	0	0.00
250	ER Health Insurance Benefit	0	30,315	65,966	0.00	78,217	0.00	0	0	0.00
200	Associated Payroll Costs	118,957	127,792	153,254	0.00	181,191	0.00	0	0	0.00
310	Instructional, Professional and Technical Services	450	200	800	0.00	1,600	0.00	0	0	0.00
320	Property Services	60	345	0	0.00	500	0.00	0	0	0.00
340	Travel	1,051	0	1,200	0.00	1,800	0.00	0	0	0.00
350	Communication	6,953	8,344	1,200	0.00	1,200	0.00	0	0	0.00
380	Non-instructional Professional and Technical Servi	67,924	72,224	68,500	0.00	73,000	0.00	0	0	0.00
300	Purchased Services	76,439	81,112	71,700	0.00	78,100	0.00	0	0	0.00
410	Consumable Supplies and Materials	2,996	2,967	3,000	0.00	3,200	0.00	0	0	0.00
460	Non-consumable Items	3,405	714	0	0.00	1,000	0.00	0	0	57.00
470	Computer Software	3,000	3,111	3,000	0.00	3,000	0.00	0	0	0.00
480	Computer Hardware	5,404	4,028	1,500	0.00	2,000	0.00	0	0	0.00
400	Supplies and Materials	14,805	10,820	7,500	0.00	9,200	0.00	0	0	0.00
640	Dues and Fees	14,685	14,525	7,500	0.00	8,000	0.00	0	0	0.00
650	Insurance and Judgments	200	200	0	0.00	0	0.00	0	0	0.00
600	Other Objects	14,885	14,725	7,500	0.00	8,000	0.00	0	0	0.00
Total Function 2520	Fiscal Services	425,368	429,033	474,070	3.65	593,802	4.40	0	0	0.00
Function 2540	Operation and Maintenance of Plant Services									
110	Regular Salaries	1,025,885	1,191,505	1,412,621	29.11	1,566,598	31.29	0	0	0.00
120	Nonpermanent Salaries	14,091	0	0	0.00	12,000	0.00	0	0	0.00
130	Additional Salary / Extra Duty	27,047	24,718	0	0.00	31,000	0.00	0	0	0.00
100	Salaries	1,067,022	1,216,223	1,412,621	29.11	1,609,598	31.29	0	0	0.00
210	Public Employees Retirement System	344,001	358,680	371,907	0.00	394,436	0.00	0	0	0.00
220	ER Social Security/Medicare	86,443	91,787	119,382	0.00	126,119	0.00	0	0	0.00

Requirements Report

Actuals 19-20 Actuals 20-21 Budgeted 21-22 Budgeted FTE Proposed 22-23 Proposed FTE Approved 22-23 Adopted 22-23 Adopted FTE

Fund 100 General Operating

Function 2540 Operation and Maintenance of Plant Services

230	Other Required Payroll Costs	39,408	(29,572)	51,342	0.00	28,337	0.00	0	0	0.00
240	Contractual EE Benefits	480,113	1,400	0	0.00	0	0.00	0	0	0.00
250	ER Health Insurance Benefit	0	507,837	585,902	0.00	656,407	0.00	0	0	0.00

200 Associated Payroll Costs 949,965 930,131 1,128,533 0.00 1,205,299 0.00 0 0 0.00

310	Instructional, Professional and Technical Services	1,804	3,157	3,000	0.00	3,000	0.00	0	0	0.00
320	Property Services	1,400,155	1,089,534	1,554,294	0.00	2,008,537	0.00	0	0	0.00
340	Travel	1,861	3,531	1,500	0.00	2,500	0.00	0	0	0.00
350	Communication	49,312	45,545	14,000	0.00	13,000	0.00	0	0	0.00
380	Non-instructional Professional and Technical Servi	4,820	29,474	900	0.00	1,400	0.00	0	0	0.00

300 Purchased Services 1,457,951 1,171,242 1,573,694 0.00 2,028,437 0.00 0 0 0.00

410	Consumable Supplies and Materials	145,517	295,076	135,413	0.00	158,425	0.00	0	0	0.00
460	Non-consumable Items	7,287	11,332	12,300	0.00	12,300	0.00	0	0	0.00
470	Computer Software	9,150	1,400	8,942	0.00	10,200	0.00	0	0	0.00
480	Computer Hardware	1,193	214	0	0.00	0	0.00	0	0	58.00

400 Supplies and Materials 163,148 308,023 156,655 0.00 180,925 0.00 0 0 0.00

540	Depreciable Equipment	54,136	0	24,000	0.00	30,000	0.00	0	0	0.00
-----	-----------------------	--------	---	--------	------	--------	------	---	---	------

500 Capital Outlay 54,136 0 24,000 0.00 30,000 0.00 0 0 0.00

640	Dues and Fees	4,880	3,306	5,000	0.00	5,250	0.00	0	0	0.00
650	Insurance and Judgments	151,523	197,058	205,000	0.00	225,000	0.00	0	0	0.00
670	Taxes and Licenses	245	240	500	0.00	0	0.00	0	0	0.00

600 Other Objects 156,648 200,604 210,500 0.00 230,250 0.00 0 0 0.00

Total Function 2540 Operation and Maintenance of Plant Services 3,848,871 3,826,223 4,506,003 29.11 5,284,509 31.29 0 0 0.00

Function 2543 Care and Upkeep of Grounds Services

320	Property Services	0	257,982	15,100	0.00	6,800	0.00	0	0	0.00
-----	-------------------	---	---------	--------	------	-------	------	---	---	------

300 Purchased Services 0 257,982 15,100 0.00 6,800 0.00 0 0 0.00

410	Consumable Supplies and Materials	34,735	46,664	35,000	0.00	40,000	0.00	0	0	0.00
460	Non-consumable Items	0	0	7,800	0.00	23,000	0.00	0	0	0.00

Requirements Report

Fund	Actuals 19-20	Actuals 20-21	Budgeted 21-22	Budgeted FTE	Proposed 22-23	Proposed FTE	Approved 22-23	Adopted 22-23	Adopted FTE	
Fund 100 General Operating										
400	Supplies and Materials	34,735	46,664	42,800	0.00	63,000	0.00	0	0	0.00
Total Function 2543	Care and Upkeep of Grounds Services	34,735	304,646	57,900	0.00	69,800	0.00	0	0	0.00
Function 2544 Maintenance										
320	Property Services	3,528	2,299	3,000	0.00	3,000	0.00	0	0	0.00
300	Purchased Services	3,528	2,299	3,000	0.00	3,000	0.00	0	0	0.00
410	Consumable Supplies and Materials	110,617	116,677	95,000	0.00	105,000	0.00	0	0	0.00
460	Non-consumable Items	11,401	2,760	6,000	0.00	6,000	0.00	0	0	0.00
400	Supplies and Materials	122,018	119,437	101,000	0.00	111,000	0.00	0	0	0.00
Total Function 2544	Maintenance	125,546	121,736	104,000	0.00	114,000	0.00	0	0	0.00
Function 2546 Security Services										
320	Property Services	28,973	24,895	24,282	0.00	29,944	0.00	0	0	0.00
300	Purchased Services	28,973	24,895	24,282	0.00	29,944	0.00	0	0	50.00
Total Function 2546	Security Services	28,973	24,895	24,282	0.00	29,944	0.00	0	0	0.00
Function 2550 Student Transportation Services										
110	Regular Salaries	582	0	54,381	1.05	63,956	1.05	0	0	0.00
120	Nonpermanent Salaries	0	17,478	0	0.00	0	0.00	0	0	0.00
130	Additional Salary / Extra Duty	0	105	0	0.00	0	0.00	0	0	0.00
100	Salaries	582	17,583	54,381	1.05	63,956	1.05	0	0	0.00
210	Public Employees Retirement System	205	84	14,000	0.00	13,521	0.00	0	0	0.00
220	ER Social Security/Medicare	45	1,345	3,800	0.00	4,636	0.00	0	0	0.00
230	Other Required Payroll Costs	4	158	300	0.00	100	0.00	0	0	0.00
250	ER Health Insurance Benefit	0	0	20,000	0.00	20,400	0.00	0	0	0.00
200	Associated Payroll Costs	253	1,587	38,100	0.00	38,657	0.00	0	0	0.00
330	Student Transportation Services	2,363,710	1,905,963	2,793,921	0.00	3,038,571	0.00	0	0	0.00
300	Purchased Services	2,363,710	1,905,963	2,793,921	0.00	3,038,571	0.00	0	0	0.00
410	Consumable Supplies and Materials	0	0	375	0.00	375	0.00	0	0	0.00

Requirements Report

Actuals 19-20 Actuals 20-21 Budgeted 21-22 Budgeted FTE Proposed 22-23 Proposed FTE Approved 22-23 Adopted 22-23 Adopted FTE

Fund 100 General Operating

400	Supplies and Materials	0	0	375	0.00	375	0.00	0	0	0.00
640	Dues and Fees	280	0	500	0.00	500	0.00	0	0	0.00
600	Other Objects	280	0	500	0.00	500	0.00	0	0	0.00
Total Function 2550	Student Transportation Services	2,364,825	1,925,133	2,887,277	1.05	3,142,059	1.05	0	0	0.00

Function 2570 Internal Services

110	Regular Salaries	6,500	22,901	10,000	0.40	0	0.00	0	0	0.00
100	Salaries	6,500	22,901	10,000	0.40	0	0.00	0	0	0.00
210	Public Employees Retirement System	0	6,784	0	0.00	0	0.00	0	0	0.00
220	ER Social Security/Medicare	0	1,752	0	0.00	0	0.00	0	0	0.00
230	Other Required Payroll Costs	0	212	0	0.00	0	0.00	0	0	0.00
250	ER Health Insurance Benefit	0	15,970	0	0.00	0	0.00	0	0	0.00
200	Associated Payroll Costs	0	24,717	0	0.00	0	0.00	0	0	0.00
320	Property Services	6,563	5,313	0	0.00	0	0.00	0	0	6.00
300	Purchased Services	6,563	5,313	0	0.00	0	0.00	0	0	0.00
640	Dues and Fees	6,500	0	0	0.00	0	0.00	0	0	0.00
600	Other Objects	6,500	0	0	0.00	0	0.00	0	0	0.00
Total Function 2570	Internal Services	19,563	52,931	10,000	0.40	0	0.00	0	0	0.00

Function 2574 Printing, Publishing, and Duplicating Services

110	Regular Salaries	0	0	0	0.00	12,000	0.50	0	0	0.00
100	Salaries	0	0	0	0.00	12,000	0.50	0	0	0.00
210	Public Employees Retirement System	0	0	0	0.00	3,000	0.00	0	0	0.00
220	ER Social Security/Medicare	0	0	0	0.00	960	0.00	0	0	0.00
230	Other Required Payroll Costs	0	0	0	0.00	50	0.00	0	0	0.00
250	ER Health Insurance Benefit	0	0	0	0.00	10,200	0.00	0	0	0.00
200	Associated Payroll Costs	0	0	0	0.00	14,210	0.00	0	0	0.00
Total Function 2574	Printing, Publishing, and Duplicating Services	0	0	0	0.00	26,210	0.50	0	0	0.00

Requirements Report

Actuals 19-20 Actuals 20-21 Budgeted 21-22 Budgeted FTE Proposed 22-23 Proposed FTE Approved 22-23 Adopted 22-23 Adopted FTE

Fund 100 General Operating

Function 2620 Planning, Research, Development, Evaluation Servic

	390 Other General Professional and Technological Servi	13,050	0	0	0.00	0	0.00	0	0	0.00
--	--	--------	---	---	------	---	------	---	---	------

	300 Purchased Services	13,050	0	0	0.00	0	0.00	0	0	0.00
--	--	---------------	----------	----------	-------------	----------	-------------	----------	----------	-------------

	Total Function 2620 Planning, Research, Development, Evaluation Servic	13,050	0	0	0.00	0	0.00	0	0	0.00
--	--	---------------	----------	----------	-------------	----------	-------------	----------	----------	-------------

Function 2627 Statistical Services

	640 Dues and Fees	5,500	2,750	0	0.00	0	0.00	0	0	0.00
--	-------------------	-------	-------	---	------	---	------	---	---	------

	600 Other Objects	5,500	2,750	0	0.00	0	0.00	0	0	0.00
--	-------------------------------------	--------------	--------------	----------	-------------	----------	-------------	----------	----------	-------------

	Total Function 2627 Statistical Services	5,500	2,750	0	0.00	0	0.00	0	0	0.00
--	--	--------------	--------------	----------	-------------	----------	-------------	----------	----------	-------------

Function 2630 Information Services

	130 Additional Salary / Extra Duty	7,857	2,120	6,000	0.00	6,000	0.00	0	0	0.00
--	------------------------------------	-------	-------	-------	------	-------	------	---	---	------

	100 Salaries	7,857	2,120	6,000	0.00	6,000	0.00	0	0	0.00
--	--------------------------------	--------------	--------------	--------------	-------------	--------------	-------------	----------	----------	-------------

	210 Public Employees Retirement System	2,241	803	0	0.00	0	0.00	0	0	0.00
--	--	-------	-----	---	------	---	------	---	---	------

	220 ER Social Security/Medicare	562	204	0	0.00	0	0.00	0	0	0.00
--	---------------------------------	-----	-----	---	------	---	------	---	---	------

	230 Other Required Payroll Costs	56	31	0	0.00	0	0.00	0	0	0.00
--	----------------------------------	----	----	---	------	---	------	---	---	------

	200 Associated Payroll Costs	2,859	1,038	0	0.00	0	0.00	0	0	0.00
--	--	--------------	--------------	----------	-------------	----------	-------------	----------	----------	-------------

	380 Non-instructional Professional and Technical Servi	740	0	0	0.00	0	0.00	0	0	0.00
--	--	-----	---	---	------	---	------	---	---	------

	300 Purchased Services	740	0	0	0.00	0	0.00	0	0	0.00
--	--	------------	----------	----------	-------------	----------	-------------	----------	----------	-------------

	Total Function 2630 Information Services	11,456	3,158	6,000	0.00	6,000	0.00	0	0	0.00
--	--	---------------	--------------	--------------	-------------	--------------	-------------	----------	----------	-------------

Function 2633 Public Information Services

	110 Regular Salaries	83,247	87,789	94,099	1.00	98,400	1.00	0	0	0.00
--	----------------------	--------	--------	--------	------	--------	------	---	---	------

	130 Additional Salary / Extra Duty	182	932	0	0.00	0	0.00	0	0	0.00
--	------------------------------------	-----	-----	---	------	---	------	---	---	------

	100 Salaries	83,430	88,721	94,099	1.00	98,400	1.00	0	0	0.00
--	--------------------------------	---------------	---------------	---------------	-------------	---------------	-------------	----------	----------	-------------

	210 Public Employees Retirement System	23,559	26,366	25,924	0.00	24,600	0.00	0	0	0.00
--	--	--------	--------	--------	------	--------	------	---	---	------

	220 ER Social Security/Medicare	6,284	6,681	7,340	0.00	7,827	0.00	0	0	0.00
--	---------------------------------	-------	-------	-------	------	-------	------	---	---	------

	230 Other Required Payroll Costs	564	825	324	0.00	152	0.00	0	0	0.00
--	----------------------------------	-----	-----	-----	------	-----	------	---	---	------

	240 Contractual EE Benefits	19,110	0	0	0.00	0	0.00	0	0	0.00
--	-----------------------------	--------	---	---	------	---	------	---	---	------

Requirements Report

		Actuals 19-20	Actuals 20-21	Budgeted 21-22	Budgeted FTE	Proposed 22-23	Proposed FTE	Approved 22-23	Adopted 22-23	Adopted FTE
Fund 100 General Operating										
Function 2633	Public Information Services									
250	ER Health Insurance Benefit	0	19,450	20,000	0.00	20,400	0.00	0	0	0.00
200	Associated Payroll Costs	49,517	53,322	53,588	0.00	52,979	0.00	0	0	0.00
Total Function 2633	Public Information Services	132,946	142,043	147,687	1.00	151,379	1.00	0	0	0.00
Function 2640	Staff Services									
110	Regular Salaries	211,267	212,335	218,140	2.40	207,169	2.00	0	0	0.00
130	Additional Salary / Extra Duty	11,248	28,324	0	0.00	0	0.00	0	0	0.00
100	Salaries	222,516	240,659	218,140	2.40	207,169	2.00	0	0	0.00
210	Public Employees Retirement System	73,406	78,941	65,463	0.00	55,342	0.00	0	0	0.00
220	ER Social Security/Medicare	16,639	18,021	17,257	0.00	16,574	0.00	0	0	0.00
230	Other Required Payroll Costs	1,454	2,027	900	0.00	200	0.00	0	0	0.00
240	Contractual EE Benefits	43,036	1,800	0	0.00	0	0.00	0	0	0.00
250	ER Health Insurance Benefit	0	38,900	49,000	0.00	40,800	0.00	0	0	0.00
200	Associated Payroll Costs	134,535	139,688	132,620	0.00	112,916	0.00	0	0	0.00
310	Instructional, Professional and Technical Services	1,892	3,564	3,000	0.00	3,500	0.00	0	0	0.00
320	Property Services	60	128	0	0.00	0	0.00	0	0	0.00
340	Travel	948	382	1,000	0.00	1,000	0.00	0	0	0.00
350	Communication	3,524	2,395	1,100	0.00	1,350	0.00	0	0	0.00
380	Non-instructional Professional and Technical Servi	24,692	25,771	21,750	0.00	22,750	0.00	0	0	0.00
300	Purchased Services	31,116	32,240	26,850	0.00	28,600	0.00	0	0	0.00
410	Consumable Supplies and Materials	4,172	5,078	5,100	0.00	5,100	0.00	0	0	0.00
460	Non-consumable Items	1,224	0	0	0.00	0	0.00	0	0	0.00
470	Computer Software	236	0	1,300	0.00	1,300	0.00	0	0	0.00
480	Computer Hardware	2,789	0	0	0.00	0	0.00	0	0	0.00
400	Supplies and Materials	8,421	5,078	6,400	0.00	6,400	0.00	0	0	0.00
640	Dues and Fees	815	884	1,500	0.00	1,000	0.00	0	0	0.00
600	Other Objects	815	884	1,500	0.00	1,000	0.00	0	0	0.00
Total Function 2640	Staff Services	397,402	418,548	385,510	2.40	356,085	2.00	0	0	0.00

Requirements Report

	Actuals 19-20	Actuals 20-21	Budgeted 21-22	Budgeted FTE	Proposed 22-23	Proposed FTE	Approved 22-23	Adopted 22-23	Adopted FTE
Fund 100 General Operating									
Function 2642 Recruitment and Placement Services									
380 Non-instructional Professional and Technical Servi	0	8,100	0	0.00	0	0.00	0	0	0.00
300 Purchased Services	0	8,100	0	0.00	0	0.00	0	0	0.00
Total Function 2642 Recruitment and Placement Services	0	8,100	0	0.00	0	0.00	0	0	0.00
Function 2660 Technology Services									
110 Regular Salaries	366,854	356,562	409,514	7.00	436,800	7.00	0	0	0.00
120 Nonpermanent Salaries	49,562	43,343	40,000	0.00	40,000	0.00	0	0	0.00
130 Additional Salary / Extra Duty	3,228	6,832	4,000	0.00	3,000	0.00	0	0	0.00
100 Salaries	419,645	406,737	453,514	7.00	479,800	7.00	0	0	0.00
210 Public Employees Retirement System	118,403	113,775	128,950	0.00	109,653	0.00	0	0	0.00
220 ER Social Security/Medicare	31,085	30,317	34,614	0.00	35,089	0.00	0	0	0.00
230 Other Required Payroll Costs	3,047	3,746	3,200	0.00	561	0.00	0	0	0.00
240 Contractual EE Benefits	108,995	4,000	0	0.00	0	0.00	0	0	0.00
250 ER Health Insurance Benefit	0	105,771	120,000	0.00	142,800	0.00	0	0	0.00
200 Associated Payroll Costs	261,530	257,610	286,764	0.00	288,103	0.00	0	0	0.00
310 Instructional, Professional and Technical Services	33,233	17,137	2,775	0.00	2,775	0.00	0	0	0.00
320 Property Services	664	0	10,200	0.00	13,750	0.00	0	0	0.00
340 Travel	4,750	2,180	7,000	0.00	5,000	0.00	0	0	0.00
350 Communication	61,044	163,565	168,000	0.00	173,000	0.00	0	0	0.00
380 Non-instructional Professional and Technical Servi	7,236	5,590	6,000	0.00	13,000	0.00	0	0	0.00
300 Purchased Services	106,928	188,472	193,975	0.00	207,525	0.00	0	0	0.00
410 Consumable Supplies and Materials	1,309	0	10,200	0.00	2,300	0.00	0	0	0.00
460 Non-consumable Items	0	0	0	0.00	7,000	0.00	0	0	0.00
470 Computer Software	49,793	122,942	72,000	0.00	67,200	0.00	0	0	0.00
480 Computer Hardware	97,961	135,170	99,400	0.00	189,400	0.00	0	0	0.00
400 Supplies and Materials	149,063	258,112	181,600	0.00	265,900	0.00	0	0	0.00
640 Dues and Fees	0	2,550	500	0.00	500	0.00	0	0	0.00
600 Other Objects	0	2,550	500	0.00	500	0.00	0	0	0.00

Requirements Report

Actuals 19-20 Actuals 20-21 Budgeted 21-22 Budgeted FTE Proposed 22-23 Proposed FTE Approved 22-23 Adopted 22-23 Adopted FTE

Fund 100 General Operating

Total Function 2660	Technology Services	937,166	1,113,481	1,116,353	7.00	1,241,828	7.00	0	0	0.00
Function 2680	Interpretation & Translation Services									
130	Additional Salary / Extra Duty	0	1,481	0	0.00	0	0.00	0	0	0.00
100	Salaries	0	1,481	0	0.00	0	0.00	0	0	0.00
210	Public Employees Retirement System	0	408	0	0.00	0	0.00	0	0	0.00
220	ER Social Security/Medicare	0	105	0	0.00	0	0.00	0	0	0.00
230	Other Required Payroll Costs	0	15	0	0.00	0	0.00	0	0	0.00
200	Associated Payroll Costs	0	528	0	0.00	0	0.00	0	0	0.00
Total Function 2680	Interpretation & Translation Services	0	2,009	0	0.00	0	0.00	0	0	0.00
Function 2690	Other Support Services—Central									
130	Additional Salary / Extra Duty	18,229	0	0	0.00	0	0.00	0	0	0.00
100	Salaries	18,229	0	0	0.00	0	0.00	0	0	0.00
210	Public Employees Retirement System	6,103	0	0	0.00	0	0.00	0	0	0.00
220	ER Social Security/Medicare	1,292	0	0	0.00	0	0.00	0	0	0.00
230	Other Required Payroll Costs	117	0	0	0.00	0	0.00	0	0	0.00
200	Associated Payroll Costs	7,512	0	0	0.00	0	0.00	0	0	0.00
320	Property Services	649	0	0	0.00	0	0.00	0	0	0.00
300	Purchased Services	649	0	0	0.00	0	0.00	0	0	0.00
Total Function 2690	Other Support Services—Central	26,390	0	0	0.00	0	0.00	0	0	0.00
Major Function 2000		16,709,160	16,692,861	18,370,691	114.83	19,712,415	116.36	0	0	0.00

Requirements Report

Actuals 19-20 Actuals 20-21 Budgeted 21-22 Budgeted FTE Proposed 22-23 Proposed FTE Approved 22-23 Adopted 22-23 Adopted FTE

Fund 100 General Operating

Function 4120 Site Acquisition and Development Services

520 Buildings Acquisition 0 0 0 0.00 100,000 0.00 0 0 0.00

500 Capital Outlay 0 0 0 0.00 100,000 0.00 0 0 0.00

Total Function 4120 Site Acquisition and Development Services 0 0 0 0.00 100,000 0.00 0 0 0.00

Function 4150 Building Acquisition, Construction, and Improvemen

320 Property Services 0 11,136 0 0.00 0 0.00 0 0 0.00

300 Purchased Services 0 11,136 0 0.00 0 0.00 0 0 0.00

520 Buildings Acquisition 0 0 195,000 0.00 50,000 0.00 0 0 0.00

530 Improvements Other Than Buildings 0 121,410 30,000 0.00 0 0.00 0 0 0.00

500 Capital Outlay 0 121,410 225,000 0.00 50,000 0.00 0 0 0.00

Total Function 4150 Building Acquisition, Construction, and Improvemen 0 132,546 225,000 0.00 50,000 0.00 0 0 0.00

65

Function 4190 Other Facilities Construction Services

520 Buildings Acquisition 0 90,000 0 0.00 0 0.00 0 0 0.00

500 Capital Outlay 0 90,000 0 0.00 0 0.00 0 0 0.00

Total Function 4190 Other Facilities Construction Services 0 90,000 0 0.00 0 0.00 0 0 0.00

Major Function 4000 Facilities Acquisition and Construction 0 222,546 225,000 0.00 150,000 0.00 0 0 0.00

Requirements Report

Actuals 19-20 Actuals 20-21 Budgeted 21-22 Budgeted FTE Proposed 22-23 Proposed FTE Approved 22-23 Adopted 22-23 Adopted FTE

Fund 100 General Operating

Function 5200	Transfers of Funds									
710	Fund Modifications	255,000	125,000	250,000	0.00	275,000	0.00	0	0	0.00
700	Transfers	255,000	125,000	250,000	0.00	275,000	0.00	0	0	0.00
Total Function 5200	Transfers of Funds	255,000	125,000	250,000	0.00	275,000	0.00	0	0	0.00
Major Function 5000	Other Uses	255,000	125,000	250,000	0.00	275,000	0.00	0	0	0.00

Requirements Report

	Actuals 19-20	Actuals 20-21	Budgeted 21-22	Budgeted FTE	Proposed 22-23	Proposed FTE	Approved 22-23	Adopted 22-23	Adopted FTE
<hr/>									
Fund 100 General Operating	<hr/>								
Function 6110 Operating Contingency	<hr/>								
810 Planned Reserve	0	0	1,272,010	0.00	1,234,014	0.00	0	0	0.00
800 Other Uses of Funds	0	0	1,272,010	0.00	1,234,014	0.00	0	0	0.00
<hr/>									
Total Function 6110 Operating Contingency	0	0	1,272,010	0.00	1,234,014	0.00	0	0	0.00
<hr/>									
Major Function 6000 Contingencies	0	0	1,272,010	0.00	1,234,014	0.00	0	0	0.00

Requirements Report

Actuals 19-20 Actuals 20-21 Budgeted 21-22 Budgeted FTE Proposed 22-23 Proposed FTE Approved 22-23 Adopted 22-23 Adopted FTE

Fund 100 General Operating

Function 7000	Unappropriated Ending Fund Balance									
820	Reserved for Next Year	0	0	1,982,342	0.00	1,289,942	0.00	0	0	0.00
800	Other Uses of Funds	0	0	1,982,342	0.00	1,289,942	0.00	0	0	0.00
Total Function 7000	Unappropriated Ending Fund Balance	0	0	1,982,342	0.00	1,289,942	0.00	0	0	0.00
Major Function 7000	Unappropriated Ending Fund Balance	0	0	1,982,342	0.00	1,289,942	0.00	0	0	0.00

Requirements Report

Actuals 19-20 Actuals 20-21 Budgeted 21-22 Budgeted FTE Proposed 22-23 Proposed FTE Approved 22-23 Adopted 22-23 Adopted FTE

Fund 100 General Operating

Total Fund 100 General Operating	44,799,202	45,156,458	51,173,261	393.63	51,431,661	393.78	0	0	0.00
--	------------	------------	------------	--------	------------	--------	---	---	------

Requirements Report

	Actuals 19-20	Actuals 20-21	Budgeted 21-22	Budgeted FTE	Proposed 22-23	Proposed FTE	Approved 22-23	Adopted 22-23	Adopted FTE
Grand Totals:	44,799,202	45,156,458	51,173,261	393.63	51,431,661	393.78	0	0	0.00

**Silver Falls School District
612 Schlador Street Silverton, OR 97381**

Requirements Report

		Actuals 19-20	Actuals 20-21	Budgeted 21-22	Budgeted FTE	Proposed 22-23	Proposed FTE	Approved 22-23	Adopted 22-23	Adopted FTE
Fund 200 Grants and Projects										
Function 1111	Elementary K-5 Programs									
100	Salaries	21,001	125,958	211,284	2.50	0	0.00	0	0	0.00
200	Associated Payroll Costs	81,926	0	76,450	0.00	0	0.00	0	0	0.00
300	Purchased Services	1,057	939	1,000	0.00	0	0.00	0	0	0.00
400	Supplies and Materials	4,050	1,380	135,000	0.00	0	0.00	0	0	0.00
600	Other Objects	0	19,055	0	0.00	0	0.00	0	0	0.00
Total Function 1111	Elementary K-5 Programs	108,034	147,332	423,734	2.50	0	0.00	0	0	0.00
Function 1121	Middle/Junior High Programs									
100	Salaries	34,554	10,243	0	0.00	0	0.00	0	0	0.00
200	Associated Payroll Costs	18,239	0	0	0.00	0	0.00	0	0	0.00
300	Purchased Services	0	0	300	0.00	0	0.00	0	0	0.00
Total Function 1121	Middle/Junior High Programs	52,793	10,243	300	0.00	0	0.00	0	0	0.00
Function 1131	High School Programs									
100	Salaries	71,177	0	0	0.00	0	0.00	0	0	0.00
200	Associated Payroll Costs	48,709	0	0	0.00	0	0.00	0	0	0.00
300	Purchased Services	79,078	1,855	2,500	0.00	0	0.00	0	0	0.00
400	Supplies and Materials	161,480	46,085	25,000	0.00	0	0.00	0	0	0.00
600	Other Objects	2,650	13,855	0	0.00	0	0.00	0	0	0.00
Total Function 1131	High School Programs	363,094	61,796	27,500	0.00	0	0.00	0	0	0.00
Function 1132	High School Extracurricular									
400	Supplies and Materials	221	0	0	0.00	0	0.00	0	0	0.00

Requirements Report

Actuals 19-20 Actuals 20-21 Budgeted 21-22 Budgeted FTE Proposed 22-23 Proposed FTE Approved 22-23 Adopted 22-23 Adopted FTE

Fund 200 Grants and Projects

600	Other Objects	1,062	0	0	0.00	0	0.00	0	0	0.00
Total Function 1132 High School Extracurricular		1,283	0	0	0.00	0	0.00	0	0	0.00
Function 1140	Pre-Kindergarten Programs									
100	Salaries	0	31,839	0	0.00	0	0.00	0	0	0.00
200	Associated Payroll Costs	0	14,243	0	0.00	0	0.00	0	0	0.00
300	Purchased Services	0	6,333	0	0.00	0	0.00	0	0	0.00
400	Supplies and Materials	0	25,913	0	0.00	0	0.00	0	0	0.00
Total Function 1140 Pre-Kindergarten Programs		0	78,328	0	0.00	0	0.00	0	0	0.00
Function 1210	Programs for the Talented and Gifted									
100	Salaries	1,577	53	0	0.00	0	0.00	0	0	0.00
200	Associated Payroll Costs	626	23	0	0.00	0	0.00	0	0	0.00
400	Supplies and Materials	962	1,578	0	0.00	0	0.00	0	0	0.00
600	Other Objects	2,000	0	0	0.00	0	0.00	0	0	0.00
Total Function 1210 Programs for the Talented and Gifted		5,165	1,654	0	0.00	0	0.00	0	0	0.00
Function 1220	Restrictive Programs for Students with Disabilitie									
100	Salaries	160,678	169,543	230,000	3.25	0	0.00	0	0	0.00
200	Associated Payroll Costs	104,304	107,207	87,500	0.00	0	0.00	0	0	0.00
300	Purchased Services	23,839	23,829	50,000	0.00	0	0.00	0	0	0.00
400	Supplies and Materials	154	0	0	0.00	0	0.00	0	0	0.00
Total Function 1220 Restrictive Programs for Students with Disabilitie		288,975	300,579	367,500	3.25	0	0.00	0	0	0.00
Function 1250	Less Restrictive Programs for Students with Disabi									
100	Salaries	206,181	214,448	260,000	3.50	0	0.00	0	0	0.00

Requirements Report

Actuals 19-20 Actuals 20-21 Budgeted 21-22 Budgeted FTE Proposed 22-23 Proposed FTE Approved 22-23 Adopted 22-23 Adopted FTE

Fund 200 Grants and Projects

200	Associated Payroll Costs	145,788	147,908	58,300	0.00	0	0.00	0	0	0.00
300	Purchased Services	0	0	1,500	0.00	0	0.00	0	0	0.00
Total Function 1250	Less Restrictive Programs for Students with Disabi	351,969	362,356	319,800	3.50	0	0.00	0	0	0.00
Function 1272	Title IA/D									
100	Salaries	228,824	244,665	365,200	8.75	0	0.00	0	0	0.00
200	Associated Payroll Costs	170,223	167,682	119,700	0.00	0	0.00	0	0	0.00
300	Purchased Services	6,814	42	9,200	0.00	0	0.00	0	0	0.00
400	Supplies and Materials	8,512	7,826	0	0.00	0	0.00	0	0	0.00
600	Other Objects	0	35	0	0.00	0	0.00	0	0	0.00
Total Function 1272	Title IA/D	414,373	420,249	494,100	8.75	0	0.00	0	0	0.00
Function 1291	English Second Language Programs									73
300	Purchased Services	0	31,875	0	0.00	0	0.00	0	0	0.00
Total Function 1291	English Second Language Programs	0	31,875	0	0.00	0	0.00	0	0	0.00
Function 1400	Summer School Programs									
100	Salaries	0	0	905,000	0.00	0	0.00	0	0	0.00
200	Associated Payroll Costs	0	0	331,000	0.00	0	0.00	0	0	0.00
400	Supplies and Materials	0	0	47,000	0.00	0	0.00	0	0	0.00
Total Function 1400	Summer School Programs	0	0	1,283,000	0.00	0	0.00	0	0	0.00
Function 1410	Summer Programs- Elementary									
400	Supplies and Materials	0	89,336	0	0.00	0	0.00	0	0	0.00
Total Function 1410	Summer Programs- Elementary	0	89,336	0	0.00	0	0.00	0	0	0.00
Function 1420	Summer Programs - Middle School									

Requirements Report

Fund	Grants and Projects	Actuals 19-20	Actuals 20-21	Budgeted 21-22	Budgeted FTE	Proposed 22-23	Proposed FTE	Approved 22-23	Adopted 22-23	Adopted FTE
400	Supplies and Materials	0	8,886	0	0.00	0	0.00	0	0	0.00
Total Function 1420	Summer Programs - Middle School	0	8,886	0	0.00	0	0.00	0	0	0.00
Function 1430	Summer Programs - High School									
300	Purchased Services	0	4	0	0.00	0	0.00	0	0	0.00
400	Supplies and Materials	0	82,836	0	0.00	0	0.00	0	0	0.00
Total Function 1430	Summer Programs - High School	0	82,840	0	0.00	0	0.00	0	0	0.00
Major Function 1000		1,585,687	1,595,474	2,915,934	18.00	0	0.00	0	0	0.00
Function 2110	Attendance and Social Work Services									
100	Salaries	111,836	542	18,303	0.60	0	0.00	0	0	0.00
200	Associated Payroll Costs	69,581	207	19,713	0.00	0	0.00	0	0	0.00
400	Supplies and Materials	2,271	650	0	0.00	0	0.00	0	0	0.00
Total Function 2110	Attendance and Social Work Services	183,688	1,400	38,016	0.60	0	0.00	0	0	0.00
Function 2112	Attendance Services									
400	Supplies and Materials	1,590	0	0	0.00	0	0.00	0	0	0.00
Total Function 2112	Attendance Services	1,590	0	0	0.00	0	0.00	0	0	0.00
Function 2120	Guidance Services									
100	Salaries	112,389	6,512	0	0.00	0	0.00	0	0	0.00
200	Associated Payroll Costs	71,308	4,140	0	0.00	0	0.00	0	0	0.00
300	Purchased Services	0	770	0	0.00	0	0.00	0	0	0.00
400	Supplies and Materials	0	6,586	0	0.00	0	0.00	0	0	0.00
Total Function 2120	Guidance Services	183,698	18,008	0	0.00	0	0.00	0	0	0.00
Function 2130	Health Services									

Requirements Report

Fund	200	Grants and Projects	Actuals 19-20	Actuals 20-21	Budgeted 21-22	Budgeted FTE	Proposed 22-23	Proposed FTE	Approved 22-23	Adopted 22-23	Adopted FTE
	100	Salaries	88,346	50,249	480,000	8.00	0	0.00	0	0	0.00
	200	Associated Payroll Costs	101,941	72,738	103,500	0.00	0	0.00	0	0	0.00
	300	Purchased Services	185,970	146,731	334,000	0.00	0	0.00	0	0	0.00
	400	Supplies and Materials	10,090	2,970	0	0.00	0	0.00	0	0	0.00
	600	Other Objects	690	1,592	0	0.00	0	0.00	0	0	0.00
Total Function	2130	Health Services	387,037	274,280	917,500	8.00	0	0.00	0	0	0.00
Function	2140	Psychological Services									
	400	Supplies and Materials	126	0	0	0.00	0	0.00	0	0	0.00
Total Function	2140	Psychological Services	126	0	0	0.00	0	0.00	0	0	0.00
Function	2210	Improvement of Instruction Services									
	100	Salaries	106,068	18,519	145,000	0.00	0	0.00	0	0	0.00
	200	Associated Payroll Costs	18,655	3,674	14,625	0.00	0	0.00	0	0	0.00
	300	Purchased Services	7,005	236,025	5,000	0.00	0	0.00	0	0	0.00
	400	Supplies and Materials	5,125	893	0	0.00	0	0.00	0	0	0.00
Total Function	2210	Improvement of Instruction Services	136,852	259,111	164,625	0.00	0	0.00	0	0	0.00
Function	2220	Educational Media Services									
	400	Supplies and Materials	1,909	0	0	0.00	0	0.00	0	0	0.00
Total Function	2220	Educational Media Services	1,909	0	0	0.00	0	0.00	0	0	0.00
Function	2230	Assessment and Testing									
	300	Purchased Services	1,107	0	0	0.00	0	0.00	0	0	0.00
	400	Supplies and Materials	456	0	0	0.00	0	0.00	0	0	0.00
Total Function	2230	Assessment and Testing	1,563	0	0	0.00	0	0.00	0	0	0.00

Requirements Report

Actuals 19-20 Actuals 20-21 Budgeted 21-22 Budgeted FTE Proposed 22-23 Proposed FTE Approved 22-23 Adopted 22-23 Adopted FTE

Fund 200 Grants and Projects

Function 2240 Instructional Staff Development

100	Salaries	17,846	16,014	50,000	0.00	0	0.00	0	0	0.00
200	Associated Payroll Costs	8,076	7,372	0	0.00	0	0.00	0	0	0.00
300	Purchased Services	28,806	(132,046)	120,000	0.00	0	0.00	0	0	0.00
400	Supplies and Materials	662	63	0	0.00	0	0.00	0	0	0.00
600	Other Objects	230	0	0	0.00	0	0.00	0	0	0.00

Total Function 2240	Instructional Staff Development	55,620	(108,597)	170,000	0.00	0	0.00	0	0	0.00
----------------------------	--	---------------	------------------	----------------	-------------	----------	-------------	----------	----------	-------------

Function 2410 Office of the Principal Services

100	Salaries	0	30,038	0	0.00	0	0.00	0	0	0.00
200	Associated Payroll Costs	0	17,797	0	0.00	0	0.00	0	0	0.00

Total Function 2410	Office of the Principal Services	0	47,836	0	0.00	0	0.00	0	0	0.00
----------------------------	---	----------	---------------	----------	-------------	----------	-------------	----------	----------	-------------

Function 2540 Operation and Maintenance of Plant Services

300	Purchased Services	0	50,000	0	0.00	0	0.00	0	0	0.00
-----	--------------------	---	--------	---	------	---	------	---	---	------

Total Function 2540	Operation and Maintenance of Plant Services	0	50,000	0	0.00	0	0.00	0	0	0.00
----------------------------	--	----------	---------------	----------	-------------	----------	-------------	----------	----------	-------------

Function 2550 Student Transportation Services

300	Purchased Services	201	1,921	0	0.00	0	0.00	0	0	0.00
-----	--------------------	-----	-------	---	------	---	------	---	---	------

Total Function 2550	Student Transportation Services	201	1,921	0	0.00	0	0.00	0	0	0.00
----------------------------	--	------------	--------------	----------	-------------	----------	-------------	----------	----------	-------------

Function 2620 Planning, Research, Development, Evaluation Servic

300	Purchased Services	13,000	26,250	0	0.00	0	0.00	0	0	0.00
-----	--------------------	--------	--------	---	------	---	------	---	---	------

Total Function 2620	Planning, Research, Development, Evaluation Servic	13,000	26,250	0	0.00	0	0.00	0	0	0.00
----------------------------	---	---------------	---------------	----------	-------------	----------	-------------	----------	----------	-------------

Function 2640 Staff Services

100	Salaries	0	27	0	0.00	0	0.00	0	0	0.00
-----	----------	---	----	---	------	---	------	---	---	------

Requirements Report

Fund	200	Grants and Projects	Actuals 19-20	Actuals 20-21	Budgeted 21-22	Budgeted FTE	Proposed 22-23	Proposed FTE	Approved 22-23	Adopted 22-23	Adopted FTE
	200	Associated Payroll Costs	0	11	0	0.00	0	0.00	0	0	0.00
	400	Supplies and Materials	0	3,371	0	0.00	0	0.00	0	0	0.00
Total Function 2640 Staff Services			0	3,409	0	0.00	0	0.00	0	0	0.00
	Function 2660	Technology Services									
	400	Supplies and Materials	4,750	0	0	0.00	0	0.00	0	0	0.00
Total Function 2660 Technology Services			4,750	0	0	0.00	0	0.00	0	0	0.00
Major Function 2000			970,035	573,617	1,290,141	8.60	0	0.00	0	0	0.00
	Function 3300	Community Services									
	100	Salaries	0	36	0	0.00	0	0.00	0	0	0.00
	200	Associated Payroll Costs	0	14	0	0.00	0	0.00	0	0	0.00
	300	Purchased Services	0	730	0	0.00	0	0.00	0	0	0.00
	400	Supplies and Materials	0	1,073	60,000	0.00	0	0.00	0	0	0.00
Total Function 3300 Community Services			0	1,853	60,000	0.00	0	0.00	0	0	0.00
Major Function 3000 Enterprise and Community Services			0	1,853	60,000	0.00	0	0.00	0	0	0.00
Total Fund 200		Grants and Projects	2,555,721	2,170,943	4,266,075	26.60	0	0.00	0	0	0.00

Requirements Report

	Actuals 19-20	Actuals 20-21	Budgeted 21-22	Budgeted FTE	Proposed 22-23	Proposed FTE	Approved 22-23	Adopted 22-23	Adopted FTE
Fund 201 Federal Grants									
Function 1131 High School Programs									
300 Purchased Services	0	0	0	0.00	2,500	0.00	0	0	0.00
Total Function 1131 High School Programs	0	0	0	0.00	2,500	0.00	0	0	0.00
Function 1220 Restrictive Programs for Students with Disabilities									
100 Salaries	0	0	0	0.00	215,000	3.25	0	0	0.00
200 Associated Payroll Costs	0	0	0	0.00	87,500	0.00	0	0	0.00
300 Purchased Services	0	0	0	0.00	50,000	0.00	0	0	0.00
Total Function 1220 Restrictive Programs for Students with Disabilities	0	0	0	0.00	352,500	3.25	0	0	0.00
Function 1250 Less Restrictive Programs for Students with Disabilities									
100 Salaries	0	0	0	0.00	225,000	3.50	0	0	0.00
200 Associated Payroll Costs	0	0	0	0.00	96,000	0.00	0	0	0.00
300 Purchased Services	0	0	0	0.00	1,500	0.00	0	0	0.00
Total Function 1250 Less Restrictive Programs for Students with Disabilities	0	0	0	0.00	322,500	3.50	0	0	0.00
Function 1272 Title IA/D									
100 Salaries	0	0	0	0.00	365,200	6.40	0	0	0.00
200 Associated Payroll Costs	0	0	0	0.00	159,700	0.00	0	0	0.00
300 Purchased Services	0	0	0	0.00	9,200	0.00	0	0	0.00
400 Supplies and Materials	0	0	0	0.00	20,000	0.00	0	0	0.00
Total Function 1272 Title IA/D	0	0	0	0.00	554,100	6.40	0	0	0.00
Major Function 1000	0	0	0	0.00	1,231,600	13.15	0	0	0.00
Function 2210 Improvement of Instruction Services									
100 Salaries	0	0	0	0.00	60,000	0.00	0	0	0.00

Requirements Report

		Actuals 19-20	Actuals 20-21	Budgeted 21-22	Budgeted FTE	Proposed 22-23	Proposed FTE	Approved 22-23	Adopted 22-23	Adopted FTE	
<hr/>											
Fund 201	Federal Grants										
	200	Associated Payroll Costs	0	0	0	0.00	6,500	0.00	0	0	0.00
Total Function 2210	Improvement of Instruction Services		0	0	0	0.00	66,500	0.00	0	0	0.00
Function 2240	Instructional Staff Development										
	100	Salaries	0	0	0	0.00	40,000	0.00	0	0	0.00
	300	Purchased Services	0	0	0	0.00	120,000	0.00	0	0	0.00
Total Function 2240	Instructional Staff Development		0	0	0	0.00	160,000	0.00	0	0	0.00
Major Function 2000			0	0	0	0.00	226,500	0.00	0	0	0.00
Total Fund 201	Federal Grants		0	0	0	0.00	1,458,100	13.15	0	0	0.00

Requirements Report

		Actuals 19-20	Actuals 20-21	Budgeted 21-22	Budgeted FTE	Proposed 22-23	Proposed FTE	Approved 22-23	Adopted 22-23	Adopted FTE
Fund 210	Food Service (See Fund 299)									
Function 3100	Food Services									
100	Salaries	336,351	369,275	370,200	11.50	0	0.00	0	0	0.00
200	Associated Payroll Costs	313,009	295,129	374,200	0.00	0	0.00	0	0	0.00
300	Purchased Services	386,317	308,017	597,600	0.00	0	0.00	0	0	0.00
400	Supplies and Materials	82,878	79,174	71,000	0.00	0	0.00	0	0	0.00
500	Capital Outlay	0	0	10,000	0.00	0	0.00	0	0	0.00
600	Other Objects	12,594	18,683	15,000	0.00	0	0.00	0	0	0.00
Total Function 3100	Food Services	1,131,149	1,070,279	1,438,000	11.50	0	0.00	0	0	0.00
Major Function 3000	Enterprise and Community Services	1,131,149	1,070,279	1,438,000	11.50	0	0.00	0	0	0.00
Total Fund 210	Food Service (See Fund 299)	1,131,149	1,070,279	1,438,000	11.50	0	0.00	0	0	0.00

Requirements Report

Actuals 19-20 Actuals 20-21 Budgeted 21-22 Budgeted FTE Proposed 22-23 Proposed FTE Approved 22-23 Adopted 22-23 Adopted FTE

Fund 220 State Facility Grant

Function 4190	Other Facilities Construction Services									
500	Capital Outlay	69,898	0	0	0.00	0	0.00	0	0	0.00
Total Function 4190	Other Facilities Construction Services	69,898	0	0	0.00	0	0.00	0	0	0.00
Major Function 4000	Facilities Acquisition and Construction	69,898	0	0	0.00	0	0.00	0	0	0.00
Total Fund 220	State Facility Grant	69,898	0	0	0.00	0	0.00	0	0	0.00

Requirements Report

Actuals 19-20 Actuals 20-21 Budgeted 21-22 Budgeted FTE Proposed 22-23 Proposed FTE Approved 22-23 Adopted 22-23 Adopted FTE

Fund 230 Transportation

Function	2550	Student Transportation Services									
300		Purchased Services	2,780	775	2,000	0.00	2,000	0.00	0	0	0.00
400		Supplies and Materials	5,845	1,126	3,000	0.00	4,000	0.00	0	0	0.00
500		Capital Outlay	0	0	42,000	0.00	35,000	0.00	0	0	0.00
600		Other Objects	5,951	6,647	7,000	0.00	10,000	0.00	0	0	0.00
Total Function	2550	Student Transportation Services	14,576	8,548	54,000	0.00	51,000	0.00	0	0	0.00
Major Function	2000		14,576	8,548	54,000	0.00	51,000	0.00	0	0	0.00
Total Fund	230	Transportation	14,576	8,548	54,000	0.00	51,000	0.00	0	0	0.00

Requirements Report

Actuals 19-20 Actuals 20-21 Budgeted 21-22 Budgeted FTE Proposed 22-23 Proposed FTE Approved 22-23 Adopted 22-23 Adopted FTE

Fund 251 Student Investment

Function 1111 Elementary K-5 Programs

100	Salaries	0	0	445,000	0.00	97,500	1.50	0	0	0.00
200	Associated Payroll Costs	0	0	156,550	0.00	45,876	0.00	0	0	0.00
400	Supplies and Materials	0	29,126	295,000	0.00	60,000	0.00	0	0	0.00
600	Other Objects	0	0	130,000	0.00	0	0.00	0	0	0.00

Total Function 1111	Elementary K-5 Programs	0	29,126	1,026,550	0.00	203,376	1.50	0	0	0.00
----------------------------	--------------------------------	----------	---------------	------------------	-------------	----------------	-------------	----------	----------	-------------

Function 1121 Middle/Junior High Programs

100	Salaries	0	0	0	0.00	97,500	1.50	0	0	0.00
200	Associated Payroll Costs	0	0	0	0.00	63,669	0.00	0	0	0.00
400	Supplies and Materials	0	249	115,000	0.00	0	0.00	0	0	0.00

Total Function 1121	Middle/Junior High Programs	0	249	115,000	0.00	161,169	1.50	0	0	0.00
----------------------------	------------------------------------	----------	------------	----------------	-------------	----------------	-------------	----------	----------	-------------

83

Function 1131 High School Programs

100	Salaries	0	70,897	140,000	0.00	65,000	1.00	0	0	0.00
200	Associated Payroll Costs	0	65,081	0	0.00	38,000	0.00	0	0	0.00
300	Purchased Services	0	510	0	0.00	0	0.00	0	0	0.00
400	Supplies and Materials	0	60,691	160,000	0.00	104,000	0.00	0	0	0.00

Total Function 1131	High School Programs	0	197,179	300,000	0.00	207,000	1.00	0	0	0.00
----------------------------	-----------------------------	----------	----------------	----------------	-------------	----------------	-------------	----------	----------	-------------

Function 1210 Programs for the Talented and Gifted

100	Salaries	0	67	0	0.00	0	0.00	0	0	0.00
200	Associated Payroll Costs	0	29	0	0.00	0	0.00	0	0	0.00

Total Function 1210	Programs for the Talented and Gifted	0	96	0	0.00	0	0.00	0	0	0.00
----------------------------	---	----------	-----------	----------	-------------	----------	-------------	----------	----------	-------------

Function 1280 Alternative Education

Requirements Report

		Actuals 19-20	Actuals 20-21	Budgeted 21-22	Budgeted FTE	Proposed 22-23	Proposed FTE	Approved 22-23	Adopted 22-23	Adopted FTE
Fund 251	Student Investment									
100	Salaries	0	0	0	0.00	420,000	7.00	0	0	0.00
200	Associated Payroll Costs	0	0	0	0.00	285,260	0.00	0	0	0.00
300	Purchased Services	0	0	0	0.00	79,500	0.00	0	0	0.00
400	Supplies and Materials	0	0	0	0.00	25,000	0.00	0	0	0.00
600	Other Objects	0	0	0	0.00	1,250	0.00	0	0	0.00
Total Function 1280	Alternative Education	0	0	0	0.00	811,010	7.00	0	0	0.00
Function 1288	Charter Schools									
300	Purchased Services	0	0	160,000	0.00	167,096	0.00	0	0	0.00
Total Function 1288	Charter Schools	0	0	160,000	0.00	167,096	0.00	0	0	0.00
Function 1291	English Second Language Programs									
400	Supplies and Materials	0	0	0	0.00	6,244	0.00	0	0	0.00
Total Function 1291	English Second Language Programs	0	0	0	0.00	6,244	0.00	0	0	0.00
Function 1430	Summer Programs - High School									
300	Purchased Services	0	0	240,000	0.00	0	0.00	0	0	0.00
400	Supplies and Materials	0	0	20,000	0.00	0	0.00	0	0	0.00
Total Function 1430	Summer Programs - High School	0	0	260,000	0.00	0	0.00	0	0	0.00
Major Function 1000		0	226,650	1,861,550	0.00	1,555,895	11.00	0	0	0.00
Function 2110	Attendance and Social Work Services									
100	Salaries	0	11,672	0	0.00	165,000	3.00	0	0	0.00
200	Associated Payroll Costs	0	6,429	0	0.00	117,166	0.00	0	0	0.00
Total Function 2110	Attendance and Social Work Services	0	18,100	0	0.00	282,166	3.00	0	0	0.00
Function 2120	Guidance Services									

Requirements Report

Actuals 19-20 Actuals 20-21 Budgeted 21-22 Budgeted FTE Proposed 22-23 Proposed FTE Approved 22-23 Adopted 22-23 Adopted FTE

Fund	251	Student Investment									
100		Salaries	0	79,643	185,000	0.00	227,500	3.50	0	0	0.00
200		Associated Payroll Costs	0	36,496	111,575	0.00	148,561	0.00	0	0	0.00
300		Purchased Services	0	10,721	0	0.00	0	0.00	0	0	0.00
400		Supplies and Materials	0	20,884	0	0.00	0	0.00	0	0	0.00
Total Function 2120 Guidance Services			0	147,744	296,575	0.00	376,061	3.50	0	0	0.00
Function	2130	Health Services									
100		Salaries	0	0	275,000	0.00	0	0.00	0	0	0.00
300		Purchased Services	0	0	229,416	0.00	0	0.00	0	0	0.00
400		Supplies and Materials	0	235	0	0.00	0	0.00	0	0	0.00
Total Function 2130 Health Services			0	235	504,416	0.00	0	0.00	0	0	0.00
Function	2210	Improvement of Instruction Services									85
300		Purchased Services	0	401	0	0.00	0	0.00	0	0	0.00
400		Supplies and Materials	0	19,195	0	0.00	0	0.00	0	0	0.00
Total Function 2210 Improvement of Instruction Services			0	19,596	0	0.00	0	0.00	0	0	0.00
Function	2240	Instructional Staff Development									
100		Salaries	0	82	0	0.00	0	0.00	0	0	0.00
200		Associated Payroll Costs	0	7	0	0.00	0	0.00	0	0	0.00
300		Purchased Services	0	100,000	300,000	0.00	269,000	0.00	0	0	0.00
Total Function 2240 Instructional Staff Development			0	100,089	300,000	0.00	269,000	0.00	0	0	0.00
Function	2320	Executive Administration Services									
300		Purchased Services	0	0	0	0.00	10,000	0.00	0	0	0.00
Total Function 2320 Executive Administration Services			0	0	0	0.00	10,000	0.00	0	0	0.00

Requirements Report

Actuals 19-20 Actuals 20-21 Budgeted 21-22 Budgeted FTE Proposed 22-23 Proposed FTE Approved 22-23 Adopted 22-23 Adopted FTE

Fund 251 Student Investment

Function 2410 Office of the Principal Services

100	Salaries	0	93,034	0	0.00	220,000	3.00	0	0	0.00
200	Associated Payroll Costs	0	52,160	0	0.00	135,821	0.00	0	0	0.00
300	Purchased Services	0	0	0	0.00	2,850	0.00	0	0	0.00

Total Function 2410	Office of the Principal Services	0	145,193	0	0.00	358,671	3.00	0	0	0.00
----------------------------	---	---	---------	---	------	---------	------	---	---	------

Function 2490 Other Support Services—School Administration

100	Salaries	0	21,247	0	0.00	0	0.00	0	0	0.00
200	Associated Payroll Costs	0	3,994	0	0.00	0	0.00	0	0	0.00
300	Purchased Services	0	1,046	0	0.00	1,500	0.00	0	0	0.00
400	Supplies and Materials	0	12,191	0	0.00	0	0.00	0	0	0.00

Total Function 2490	Other Support Services—School Administration	0	38,477	0	0.00	1,500	0.00	0	0	0.00 86
----------------------------	---	---	--------	---	------	-------	------	---	---	------------

Function 2520 Fiscal Services

400	Supplies and Materials	0	0	0	0.00	40,000	0.00	0	0	0.00
600	Other Objects	0	49,500	0	0.00	95,000	0.00	0	0	0.00

Total Function 2520	Fiscal Services	0	49,500	0	0.00	135,000	0.00	0	0	0.00
----------------------------	------------------------	---	--------	---	------	---------	------	---	---	------

Function 2540 Operation and Maintenance of Plant Services

100	Salaries	0	0	0	0.00	9,000	0.25	0	0	0.00
200	Associated Payroll Costs	0	0	0	0.00	8,553	0.00	0	0	0.00
300	Purchased Services	0	27,109	60,000	0.00	91,800	0.00	0	0	0.00
400	Supplies and Materials	0	325	0	0.00	0	0.00	0	0	0.00

Total Function 2540	Operation and Maintenance of Plant Services	0	27,435	60,000	0.00	109,353	0.25	0	0	0.00
----------------------------	--	---	--------	--------	------	---------	------	---	---	------

Function 2550 Student Transportation Services

Requirements Report

		Actuals 19-20	Actuals 20-21	Budgeted 21-22	Budgeted FTE	Proposed 22-23	Proposed FTE	Approved 22-23	Adopted 22-23	Adopted FTE
Fund 251	Student Investment									
300	Purchased Services	0	0	15,000	0.00	15,000	0.00	0	0	0.00
500	Capital Outlay	0	12,300	0	0.00	0	0.00	0	0	0.00
Total Function 2550	Student Transportation Services	0	12,300	15,000	0.00	15,000	0.00	0	0	0.00
Function 2660	Technology Services									
400	Supplies and Materials	0	4,818	0	0.00	5,000	0.00	0	0	0.00
Total Function 2660	Technology Services	0	4,818	0	0.00	5,000	0.00	0	0	0.00
Major Function 2000		0	563,488	1,175,991	0.00	1,561,751	9.75	0	0	0.00
Function 3300	Community Services									
400	Supplies and Materials	0	1,176	50,000	0.00	84,000	0.00	0	0	0.00
Total Function 3300	Community Services	0	1,176	50,000	0.00	84,000	0.00	0	0	0.00
Major Function 3000	Enterprise and Community Services	0	1,176	50,000	0.00	84,000	0.00	0	0	0.00
Total Fund 251	Student Investment	0	791,314	3,087,541	0.00	3,201,646	20.75	0	0	0.00

Requirements Report

Actuals 19-20 Actuals 20-21 Budgeted 21-22 Budgeted FTE Proposed 22-23 Proposed FTE Approved 22-23 Adopted 22-23 Adopted FTE

Fund 252 Measure 98- High School Success

Function 1121 Middle/Junior High Programs

100	Salaries	0	24,979	4,000	0.00	4,250	0.00	0	0	0.00
200	Associated Payroll Costs	0	15,351	0	0.00	0	0.00	0	0	0.00
300	Purchased Services	0	0	8,000	0.00	2,500	0.00	0	0	0.00
600	Other Objects	0	0	5,000	0.00	5,400	0.00	0	0	0.00

Total Function 1121	Middle/Junior High Programs	0	40,330	17,000	0.00	12,150	0.00	0	0	0.00
----------------------------	------------------------------------	----------	---------------	---------------	-------------	---------------	-------------	----------	----------	-------------

Function 1131 High School Programs

100	Salaries	0	160,952	145,000	0.00	215,500	3.00	0	0	0.00
200	Associated Payroll Costs	0	119,199	50,100	0.00	127,150	0.00	0	0	0.00
300	Purchased Services	0	18,671	48,000	0.00	44,400	0.00	0	0	0.00
400	Supplies and Materials	0	185,704	382,150	0.00	142,150	0.00	0	0	0.00
600	Other Objects	0	44,489	5,000	0.00	5,100	0.00	0	0	0.00

Total Function 1131	High School Programs	0	529,014	630,250	0.00	534,300	3.00	0	0	0.00
----------------------------	-----------------------------	----------	----------------	----------------	-------------	----------------	-------------	----------	----------	-------------

Function 1132 High School Extracurricular

400	Supplies and Materials	0	2,916	0	0.00	0	0.00	0	0	0.00
600	Other Objects	0	224	0	0.00	0	0.00	0	0	0.00

Total Function 1132	High School Extracurricular	0	3,140	0	0.00	0	0.00	0	0	0.00
----------------------------	------------------------------------	----------	--------------	----------	-------------	----------	-------------	----------	----------	-------------

Function 1210 Programs for the Talented and Gifted

100	Salaries	0	15,854	0	0.00	0	0.00	0	0	0.00
200	Associated Payroll Costs	0	12,157	0	0.00	0	0.00	0	0	0.00

Total Function 1210	Programs for the Talented and Gifted	0	28,011	0	0.00	0	0.00	0	0	0.00
----------------------------	---	----------	---------------	----------	-------------	----------	-------------	----------	----------	-------------

Function 1280 Alternative Education

Requirements Report

Fund	Measure	Description	Actuals 19-20	Actuals 20-21	Budgeted 21-22	Budgeted FTE	Proposed 22-23	Proposed FTE	Approved 22-23	Adopted 22-23	Adopted FTE
Fund 252	Measure 98-	High School Success									
300		Purchased Services	0	37,390	0	0.00	28,000	0.00	0	0	0.00
Total Function 1280	Alternative Education		0	37,390	0	0.00	28,000	0.00	0	0	0.00
Function 1430	Summer Programs - High School										
100		Salaries	0	0	120,000	0.00	0	0.00	0	0	0.00
Total Function 1430	Summer Programs - High School		0	0	120,000	0.00	0	0.00	0	0	0.00
Major Function 1000			0	637,885	767,250	0.00	574,450	3.00	0	0	0.00
Function 2110	Attendance and Social Work Services										
100		Salaries	0	84,799	255,000	1.50	97,500	1.50	0	0	0.00
200		Associated Payroll Costs	0	67,960	71,650	0.00	142,300	0.00	0	0	0.00
400		Supplies and Materials	0	0	50,000	0.00	52,650	0.00	0	0	0.00
Total Function 2110	Attendance and Social Work Services		0	152,759	376,650	1.50	292,450	1.50	0	0	0.00
Function 2112	Attendance Services										
400		Supplies and Materials	0	24	0	0.00	0	0.00	0	0	0.00
Total Function 2112	Attendance Services		0	24	0	0.00	0	0.00	0	0	0.00
Function 2120	Guidance Services										
100		Salaries	0	41,103	70,000	0.00	65,000	0.00	0	0	0.00
200		Associated Payroll Costs	0	27,616	65,100	0.00	65,100	0.00	0	0	0.00
300		Purchased Services	0	0	2,000	0.00	4,000	0.00	0	0	0.00
Total Function 2120	Guidance Services		0	68,719	137,100	0.00	134,100	0.00	0	0	0.00
Function 2190	Service Direction, Student Support Services										
100		Salaries	0	14,745	0	0.00	0	0.00	0	0	0.00
200		Associated Payroll Costs	0	8,511	0	0.00	0	0.00	0	0	0.00

Requirements Report

Actuals 19-20 Actuals 20-21 Budgeted 21-22 Budgeted FTE Proposed 22-23 Proposed FTE Approved 22-23 Adopted 22-23 Adopted FTE

Fund 252 Measure 98- High School Success

Total Function 2190	Service Direction, Student Support Services	0	23,256	0	0.00	0	0.00	0	0	0.00
Function 2230	Assessment and Testing									
400	Supplies and Materials	0	0	14,000	0.00	14,000	0.00	0	0	0.00
Total Function 2230	Assessment and Testing	0	0	14,000	0.00	14,000	0.00	0	0	0.00
Function 2240	Instructional Staff Development									
300	Purchased Services	0	39,517	15,000	0.00	15,000	0.00	0	0	0.00
Total Function 2240	Instructional Staff Development	0	39,517	15,000	0.00	15,000	0.00	0	0	0.00
Function 2520	Fiscal Services									
600	Other Objects	0	25,000	0	0.00	0	0.00	0	0	0.00
Total Function 2520	Fiscal Services	0	25,000	0	0.00	0	0.00	0	0	0.00
Function 2550	Student Transportation Services									
300	Purchased Services	0	0	40,000	0.00	40,000	0.00	0	0	0.00
Total Function 2550	Student Transportation Services	0	0	40,000	0.00	40,000	0.00	0	0	0.00
Function 2630	Information Services									
400	Supplies and Materials	0	19,761	0	0.00	0	0.00	0	0	0.00
Total Function 2630	Information Services	0	19,761	0	0.00	0	0.00	0	0	0.00
Major Function 2000		0	329,036	582,750	1.50	495,550	1.50	0	0	0.00
Total Fund 252	Measure 98- High School Success	0	966,921	1,350,000	1.50	1,070,000	4.50	0	0	0.00

Requirements Report

		Actuals 19-20	Actuals 20-21	Budgeted 21-22	Budgeted FTE	Proposed 22-23	Proposed FTE	Approved 22-23	Adopted 22-23	Adopted FTE
Fund 253 Preschool Promise										
Function 1140	Pre-Kindergarten Programs									
100	Salaries	0	0	0	0.00	111,000	3.00	0	0	0.00
200	Associated Payroll Costs	0	0	0	0.00	98,050	0.00	0	0	0.00
300	Purchased Services	0	0	0	0.00	4,000	0.00	0	0	0.00
400	Supplies and Materials	0	0	0	0.00	9,158	0.00	0	0	0.00
Total Function 1140	Pre-Kindergarten Programs	0	0	0	0.00	222,208	3.00	0	0	0.00
Major Function 1000		0	0	0	0.00	222,208	3.00	0	0	0.00
Function 2410	Office of the Principal Services									
100	Salaries	0	0	0	0.00	12,000	0.33	0	0	0.00
200	Associated Payroll Costs	0	0	0	0.00	9,792	0.33	0	0	0.00
Total Function 2410	Office of the Principal Services	0	0	0	0.00	21,792	0.66	0	0	0.00
Function 2540	Operation and Maintenance of Plant Services									
300	Purchased Services	0	0	0	0.00	6,000	0.00	0	0	0.00
Total Function 2540	Operation and Maintenance of Plant Services	0	0	0	0.00	6,000	0.00	0	0	0.00
Major Function 2000		0	0	0	0.00	27,792	0.66	0	0	0.00
Total Fund 253	Preschool Promise	0	0	0	0.00	250,000	3.66	0	0	0.00

Requirements Report

			Actuals 19-20	Actuals 20-21	Budgeted 21-22	Budgeted FTE	Proposed 22-23	Proposed FTE	Approved 22-23	Adopted 22-23	Adopted FTE
<hr/>											
Fund 254	CTE Grants										
<hr/>											
Function 1131	High School Programs										
300	Purchased Services	0	0	0	0.00	2,000	0.00	0	0	0.00	
400	Supplies and Materials	0	0	0	0.00	135,397	0.00	0	0	0.00	
500	Capital Outlay	0	0	0	0.00	2,603	0.00	0	0	0.00	
<hr/>											
Total Function 1131	High School Programs	0	0	0	0.00	140,000	0.00	0	0	0.00	
<hr/>											
Major Function 1000		0	0	0	0.00	140,000	0.00	0	0	0.00	
<hr/>											
Function 2660	Technology Services										
300	Purchased Services	0	0	0	0.00	10,000	0.00	0	0	0.00	
<hr/>											
Total Function 2660	Technology Services	0	0	0	0.00	10,000	0.00	0	0	0.00	
<hr/>											
Major Function 2000		0	0	0	0.00	10,000	0.00	0	0	0.00	
<hr/>											
Total Fund 254	CTE Grants	0	0	0	0.00	150,000	0.00	0	0	0.00	

Requirements Report

Actuals 19-20 Actuals 20-21 Budgeted 21-22 Budgeted FTE Proposed 22-23 Proposed FTE Approved 22-23 Adopted 22-23 Adopted FTE

Fund 259 Misc State Grants

Function 1111 Elementary K-5 Programs

100	Salaries	0	0	0	0.00	161,284	2.50	0	0	0.00
200	Associated Payroll Costs	0	0	0	0.00	61,700	0.00	0	0	0.00
400	Supplies and Materials	0	0	0	0.00	5,000	0.00	0	0	0.00

Total Function 1111	Elementary K-5 Programs	0	0	0	0.00	227,984	2.50	0	0	0.00
----------------------------	--------------------------------	----------	----------	----------	-------------	----------------	-------------	----------	----------	-------------

Function 1121 Middle/Junior High Programs

300	Purchased Services	0	0	0	0.00	300	0.00	0	0	0.00
-----	--------------------	---	---	---	------	-----	------	---	---	------

Total Function 1121	Middle/Junior High Programs	0	0	0	0.00	300	0.00	0	0	0.00
----------------------------	------------------------------------	----------	----------	----------	-------------	------------	-------------	----------	----------	-------------

Function 1220 Restrictive Programs for Students with Disabilitie

100	Salaries	0	0	0	0.00	32,000	0.88	0	0	0.00
200	Associated Payroll Costs	0	0	0	0.00	30,400	0.00	0	0	0.00
300	Purchased Services	0	0	0	0.00	28,000	0.00	0	0	0.00

Total Function 1220	Restrictive Programs for Students with Disabilitie	0	0	0	0.00	90,400	0.88	0	0	0.00
----------------------------	---	----------	----------	----------	-------------	---------------	-------------	----------	----------	-------------

Function 1410 Summer Programs- Elementary

100	Salaries	0	0	0	0.00	88,266	0.00	0	0	0.00
400	Supplies and Materials	0	0	0	0.00	62,000	0.00	0	0	0.00

Total Function 1410	Summer Programs- Elementary	0	0	0	0.00	150,266	0.00	0	0	0.00
----------------------------	------------------------------------	----------	----------	----------	-------------	----------------	-------------	----------	----------	-------------

Function 1420 Summer Programs - Middle School

100	Salaries	0	0	0	0.00	73,500	0.00	0	0	0.00
400	Supplies and Materials	0	0	0	0.00	52,200	0.00	0	0	0.00

Total Function 1420	Summer Programs - Middle School	0	0	0	0.00	125,700	0.00	0	0	0.00
----------------------------	--	----------	----------	----------	-------------	----------------	-------------	----------	----------	-------------

Function 1430 Summer Programs - High School

Requirements Report

Fund	Misc State Grants	Actuals 19-20	Actuals 20-21	Budgeted 21-22	Budgeted FTE	Proposed 22-23	Proposed FTE	Approved 22-23	Adopted 22-23	Adopted FTE
100	Salaries	0	0	0	0.00	142,000	0.00	0	0	0.00
400	Supplies and Materials	0	0	0	0.00	125,034	0.00	0	0	0.00
Total Function 1430 Summer Programs - High School		0	0	0	0.00	267,034	0.00	0	0	0.00
Major Function 1000		0	0	0	0.00	861,684	3.38	0	0	0.00
Function 2110 Attendance and Social Work Services		0	0	0	0.00	25,000	0.00	0	0	0.00
400	Supplies and Materials	0	0	0	0.00	25,000	0.00	0	0	0.00
Total Function 2110 Attendance and Social Work Services		0	0	0	0.00	25,000	0.00	0	0	0.00
Function 2120 Guidance Services		0	0	0	0.00	90,000	0.00	0	0	0.00
300	Purchased Services	0	0	0	0.00	90,000	0.00	0	0	0.00
Total Function 2120 Guidance Services		0	0	0	0.00	90,000	0.00	0	0	0.00
Function 2130 Health Services		0	0	0	0.00	40,000	0.00	0	0	0.00
300	Purchased Services	0	0	0	0.00	40,000	0.00	0	0	0.00
Total Function 2130 Health Services		0	0	0	0.00	40,000	0.00	0	0	0.00
Function 2210 Improvement of Instruction Services		0	0	0	0.00	9,725	0.00	0	0	0.00
100	Salaries	0	0	0	0.00	5,000	0.00	0	0	0.00
200	Associated Payroll Costs	0	0	0	0.00	4,725	0.00	0	0	0.00
Total Function 2210 Improvement of Instruction Services		0	0	0	0.00	9,725	0.00	0	0	0.00
Function 2544 Maintenance		0	0	0	0.00	25,000	0.00	0	0	0.00
300	Purchased Services	0	0	0	0.00	25,000	0.00	0	0	0.00
Total Function 2544 Maintenance		0	0	0	0.00	25,000	0.00	0	0	0.00
Function 2550 Student Transportation Services		0	0	0	0.00	47,000	0.00	0	0	0.00
300	Purchased Services	0	0	0	0.00	47,000	0.00	0	0	0.00

Requirements Report

Actuals 19-20 Actuals 20-21 Budgeted 21-22 Budgeted FTE Proposed 22-23 Proposed FTE Approved 22-23 Adopted 22-23 Adopted FTE

Fund 259 Misc State Grants										
Total Function 2550	Student Transportation Services	0	0	0	0.00	47,000	0.00	0	0	0.00
Major Function 2000		0	0	0	0.00	236,725	0.00	0	0	0.00
Total Fund 259	Misc State Grants	0	0	0	0.00	1,098,409	3.38	0	0	0.00

Requirements Report

Actuals 19-20 Actuals 20-21 Budgeted 21-22 Budgeted FTE Proposed 22-23 Proposed FTE Approved 22-23 Adopted 22-23 Adopted FTE

Fund 270 Student Services

Function 1111 Elementary K-5 Programs

300	Purchased Services	9	(200)	15,000	0.00	18,050	0.00	0	0	0.00
400	Supplies and Materials	124,529	43,295	119,200	0.00	175,000	0.00	0	0	0.00
600	Other Objects	2,782	0	9,000	0.00	40,000	0.00	0	0	0.00

Total Function 1111	Elementary K-5 Programs	127,320	43,096	143,200	0.00	233,050	0.00	0	0	0.00
----------------------------	--------------------------------	----------------	---------------	----------------	-------------	----------------	-------------	----------	----------	-------------

Function 1121 Middle/Junior High Programs

100	Salaries	4,122	0	0	0.00	0	0.00	0	0	0.00
200	Associated Payroll Costs	954	0	0	0.00	0	0.00	0	0	0.00
300	Purchased Services	52,154	17,110	65,000	0.00	72,000	0.00	0	0	0.00
400	Supplies and Materials	53,673	1,993	60,000	0.00	120,000	0.00	0	0	0.00
600	Other Objects	620	0	0	0.00	0	0.00	0	0	0.00

Total Function 1121	Middle/Junior High Programs	111,523	19,103	125,000	0.00	192,000	0.00	0	0	0.00
----------------------------	------------------------------------	----------------	---------------	----------------	-------------	----------------	-------------	----------	----------	-------------

Function 1122 Middle/Junior High School Extracurricular

100	Salaries	3,219	0	0	0.00	0	0.00	0	0	0.00
200	Associated Payroll Costs	986	0	0	0.00	0	0.00	0	0	0.00
300	Purchased Services	5,294	0	8,000	0.00	12,000	0.00	0	0	0.00
400	Supplies and Materials	79,635	39,846	70,000	0.00	95,000	0.00	0	0	0.00
600	Other Objects	114	0	0	0.00	0	0.00	0	0	0.00

Total Function 1122	Middle/Junior High School Extracurricular	89,248	39,846	78,000	0.00	107,000	0.00	0	0	0.00
----------------------------	--	---------------	---------------	---------------	-------------	----------------	-------------	----------	----------	-------------

Function 1131 High School Programs

300	Purchased Services	4,750	15,900	0	0.00	0	0.00	0	0	0.00
400	Supplies and Materials	65,052	1,685	110,000	0.00	254,344	0.00	0	0	0.00
600	Other Objects	0	158	0	0.00	0	0.00	0	0	0.00

Requirements Report

Actuals 19-20 Actuals 20-21 Budgeted 21-22 Budgeted FTE Proposed 22-23 Proposed FTE Approved 22-23 Adopted 22-23 Adopted FTE

Fund 270 Student Services

Total Function 1131	High School Programs	69,802	17,743	110,000	0.00	254,344	0.00	0	0	0.00
Function 1132	High School Extracurricular									
100	Salaries	17,730	1,171	31,620	0.40	33,300	0.40	0	0	0.00
200	Associated Payroll Costs	4,661	441	27,300	0.00	28,000	0.00	0	0	0.00
300	Purchased Services	55,316	24,163	116,500	0.00	143,500	0.00	0	0	0.00
400	Supplies and Materials	391,563	101,780	600,000	0.00	285,000	0.00	0	0	0.00
600	Other Objects	63,913	8,788	90,000	0.00	59,700	0.00	0	0	0.00
Total Function 1132	High School Extracurricular	533,183	136,344	865,420	0.40	549,500	0.40	0	0	0.00
Function 1420	Summer Programs - Middle School									
100	Salaries	0	3,487	0	0.00	0	0.00	0	0	0.00
200	Associated Payroll Costs	0	1,089	0	0.00	0	0.00	0	0	0.00
Total Function 1420	Summer Programs - Middle School	0	4,576	0	0.00	0	0.00	0	0	0.00
Major Function 1000		931,077	260,708	1,321,620	0.40	1,335,894	0.40	0	0	0.00
Function 2110	Attendance and Social Work Services									
400	Supplies and Materials	12	0	0	0.00	0	0.00	0	0	0.00
Total Function 2110	Attendance and Social Work Services	12	0	0	0.00	0	0.00	0	0	0.00
Function 2210	Improvement of Instruction Services									
100	Salaries	0	0	2,000	0.00	2,000	0.00	0	0	0.00
300	Purchased Services	7,369	704	0	0.00	0	0.00	0	0	0.00
Total Function 2210	Improvement of Instruction Services	7,369	704	2,000	0.00	2,000	0.00	0	0	0.00
Function 2220	Educational Media Services									
100	Salaries	375	0	500	0.00	500	0.00	0	0	0.00

Requirements Report

Actuals 19-20 Actuals 20-21 Budgeted 21-22 Budgeted FTE Proposed 22-23 Proposed FTE Approved 22-23 Adopted 22-23 Adopted FTE

Fund 270 Student Services

200	Associated Payroll Costs	143	0	0	0.00	0	0.00	0	0	0.00
400	Supplies and Materials	705	2,308	27,500	0.00	28,500	0.00	0	0	0.00
600	Other Objects	2,573	0	9,000	0.00	7,500	0.00	0	0	0.00
Total Function 2220 Educational Media Services		3,796	2,308	37,000	0.00	36,500	0.00	0	0	0.00
Function 2230 Assessment and Testing										
600	Other Objects	21,839	868	0	0.00	0	0.00	0	0	0.00
Total Function 2230 Assessment and Testing		21,839	868	0	0.00	0	0.00	0	0	0.00
Function 2240 Instructional Staff Development										
400	Supplies and Materials	634	94	0	0.00	0	0.00	0	0	0.00
Total Function 2240 Instructional Staff Development		634	94	0	0.00	0	0.00	0	0	0.00
Function 2410 Office of the Principal Services										98
400	Supplies and Materials	3,884	0	0	0.00	0	0.00	0	0	0.00
600	Other Objects	109	0	0	0.00	0	0.00	0	0	0.00
Total Function 2410 Office of the Principal Services		3,993	0	0	0.00	0	0.00	0	0	0.00
Function 2520 Fiscal Services										
400	Supplies and Materials	3,060	4,095	0	0.00	0	0.00	0	0	0.00
600	Other Objects	0	0	9,000	0.00	7,500	0.00	0	0	0.00
Total Function 2520 Fiscal Services		3,060	4,095	9,000	0.00	7,500	0.00	0	0	0.00
Function 2540 Operation and Maintenance of Plant Services										
100	Salaries	20,632	20,246	28,000	0.27	30,000	0.50	0	0	0.00
200	Associated Payroll Costs	19,277	19,074	18,000	0.00	17,656	0.00	0	0	0.00
300	Purchased Services	5,696	37	40,000	0.00	49,000	0.00	0	0	0.00
400	Supplies and Materials	1,650	0	12,500	0.00	13,500	0.00	0	0	0.00

Requirements Report

Actuals 19-20 Actuals 20-21 Budgeted 21-22 Budgeted FTE Proposed 22-23 Proposed FTE Approved 22-23 Adopted 22-23 Adopted FTE

Fund 270 Student Services

Total Function 2540	Operation and Maintenance of Plant Services	47,255	39,357	98,500	0.27	110,156	0.50	0	0	0.00
Function 2550	Student Transportation Services									
300	Purchased Services	24,705	1,231	45,000	0.00	46,000	0.00	0	0	0.00
Total Function 2550	Student Transportation Services	24,705	1,231	45,000	0.00	46,000	0.00	0	0	0.00
Function 2660	Technology Services									
100	Salaries	6,097	828	10,810	0.00	11,650	0.00	0	0	0.00
200	Associated Payroll Costs	408	96	0	0.00	0	0.00	0	0	0.00
300	Purchased Services	0	0	10,000	0.00	10,000	0.00	0	0	0.00
400	Supplies and Materials	1,899	0	0	0.00	0	0.00	0	0	0.00
Total Function 2660	Technology Services	8,404	924	20,810	0.00	21,650	0.00	0	0	0.00
Major Function 2000		121,065	49,582	212,310	0.27	223,806	0.50	0	0	0.00
Function 3300	Community Services									
100	Salaries	(280)	0	0	0.00	0	0.00	0	0	0.00
200	Associated Payroll Costs	45	0	0	0.00	0	0.00	0	0	0.00
400	Supplies and Materials	0	0	25,000	0.00	28,000	0.00	0	0	0.00
600	Other Objects	0	0	15,000	0.00	17,000	0.00	0	0	0.00
Total Function 3300	Community Services	(235)	0	40,000	0.00	45,000	0.00	0	0	0.00
Major Function 3000	Enterprise and Community Services	(235)	0	40,000	0.00	45,000	0.00	0	0	0.00
Function 4150	Building Acquisition, Construction, and Improvemen									
500	Capital Outlay	223,946	217,344	236,270	0.00	235,000	0.00	0	0	0.00
Total Function 4150	Building Acquisition, Construction, and Improvemen	223,946	217,344	236,270	0.00	235,000	0.00	0	0	0.00

Requirements Report

	Actuals 19-20	Actuals 20-21	Budgeted 21-22	Budgeted FTE	Proposed 22-23	Proposed FTE	Approved 22-23	Adopted 22-23	Adopted FTE
<hr/>									
Fund 270 Student Services									
<hr/>									
Major Function 4000 Facilities Acquisition and Construction	223,946	217,344	236,270	0.00	235,000	0.00	0	0	0.00
<hr/>									
Total Fund 270 Student Services	1,275,853	527,635	1,810,200	0.67	1,839,700	0.90	0	0	0.00

Requirements Report

Actuals 19-20 Actuals 20-21 Budgeted 21-22 Budgeted FTE Proposed 22-23 Proposed FTE Approved 22-23 Adopted 22-23 Adopted FTE

Fund 299 Child Nutrition Programs- Food Service Sources

Function	3100	Food Services									
100		Salaries	0	0	0	0.00	392,000	12.00	0	0	0.00
200		Associated Payroll Costs	0	0	0	0.00	374,800	0.00	0	0	0.00
300		Purchased Services	0	0	0	0.00	625,000	0.00	0	0	0.00
400		Supplies and Materials	0	0	0	0.00	50,000	0.00	0	0	0.00
500		Capital Outlay	0	0	0	0.00	20,000	0.00	0	0	0.00
600		Other Objects	0	0	0	0.00	15,000	0.00	0	0	0.00
Total Function 3100 Food Services			0	0	0	0.00	1,476,800	12.00	0	0	0.00
Major Function 3000 Enterprise and Community Services			0	0	0	0.00	1,476,800	12.00	0	0	0.00
Total Fund 299 Child Nutrition Programs- Food Service Sources			0	0	0	0.00	1,476,800	12.00	0	0	0.00

101

Requirements Report

Actuals 19-20 Actuals 20-21 Budgeted 21-22 Budgeted FTE Proposed 22-23 Proposed FTE Approved 22-23 Adopted 22-23 Adopted FTE

Fund 310 Debt Service

Function 5110	Long-Term Debt Service									
600	Other Objects	3,973,800	4,095,000	4,180,000	0.00	4,321,500	0.00	0	0	0.00
Total Function 5110	Long-Term Debt Service	3,973,800	4,095,000	4,180,000	0.00	4,321,500	0.00	0	0	0.00
Major Function 5000	Other Uses	3,973,800	4,095,000	4,180,000	0.00	4,321,500	0.00	0	0	0.00
Total Fund 310	Debt Service	3,973,800	4,095,000	4,180,000	0.00	4,321,500	0.00	0	0	0.00

Requirements Report

Actuals 19-20 Actuals 20-21 Budgeted 21-22 Budgeted FTE Proposed 22-23 Proposed FTE Approved 22-23 Adopted 22-23 Adopted FTE

Fund 320 PERS UAL Debt Service										
Function 5110	Long-Term Debt Service									
600	Other Objects	1,700,912	1,781,241	3,861,000	0.00	3,832,800	0.00	0	0	0.00
Total Function 5110	Long-Term Debt Service	1,700,912	1,781,241	3,861,000	0.00	3,832,800	0.00	0	0	0.00
Major Function 5000	Other Uses	1,700,912	1,781,241	3,861,000	0.00	3,832,800	0.00	0	0	0.00
Function 7000	Unappropriated Ending Fund Balance									
800	Other Uses of Funds	0	0	299,200	0.00	249,883	0.00	0	0	0.00
Total Function 7000	Unappropriated Ending Fund Balance	0	0	299,200	0.00	249,883	0.00	0	0	0.00
Major Function 7000	Unappropriated Ending Fund Balance	0	0	299,200	0.00	249,883	0.00	0	0	0.00
Total Fund 320	PERS UAL Debt Service	1,700,912	1,781,241	4,160,200	0.00	4,082,683	0.00	0	0	0.00

Requirements Report

Actuals 19-20 Actuals 20-21 Budgeted 21-22 Budgeted FTE Proposed 22-23 Proposed FTE Approved 22-23 Adopted 22-23 Adopted FTE

Fund 330 Debt Service - FFCL										
Function 5110	Long-Term Debt Service									
600	Other Objects	234,660	234,660	235,000	0.00	235,500	0.00	0	0	0.00
Total Function 5110	Long-Term Debt Service	234,660	234,660	235,000	0.00	235,500	0.00	0	0	0.00
Major Function 5000	Other Uses	234,660	234,660	235,000	0.00	235,500	0.00	0	0	0.00
Total Fund 330	Debt Service - FFCL	234,660	234,660	235,000	0.00	235,500	0.00	0	0	0.00

Requirements Report

Actuals 19-20 Actuals 20-21 Budgeted 21-22 Budgeted FTE Proposed 22-23 Proposed FTE Approved 22-23 Adopted 22-23 Adopted FTE

Fund 340 Debt Service - SB1149 Projects

Function 5100	Debt Service									
600	Other Objects	0	165,612	169,000	0.00	169,300	0.00	0	0	0.00
Total Function 5100	Debt Service	0	165,612	169,000	0.00	169,300	0.00	0	0	0.00
Function 5200	Transfers of Funds									
600	Other Objects	102,719	0	0	0.00	0	0.00	0	0	0.00
Total Function 5200	Transfers of Funds	102,719	0	0	0.00	0	0.00	0	0	0.00
Major Function 5000	Other Uses	102,719	165,612	169,000	0.00	169,300	0.00	0	0	0.00
Total Fund 340	Debt Service - SB1149 Projects	102,719	165,612	169,000	0.00	169,300	0.00	0	0	0.00

Requirements Report

Actuals 19-20 Actuals 20-21 Budgeted 21-22 Budgeted FTE Proposed 22-23 Proposed FTE Approved 22-23 Adopted 22-23 Adopted FTE

Fund 430 Capital Projects Other

Function 2540	Operation and Maintenance of Plant Services									
300	Purchased Services	144,656	0	200,000	0.00	10,500	0.00	0	0	0.00
Total Function 2540	Operation and Maintenance of Plant Services	144,656	0	200,000	0.00	10,500	0.00	0	0	0.00
Function 2660	Technology Services									
400	Supplies and Materials	7,038	8,905	0	0.00	90,000	0.00	0	0	0.00
Total Function 2660	Technology Services	7,038	8,905	0	0.00	90,000	0.00	0	0	0.00
Major Function 2000		151,693	8,905	200,000	0.00	100,500	0.00	0	0	0.00
Function 4120	Site Acquisition and Development Services									
500	Capital Outlay	0	0	731,000	0.00	775,000	0.00	0	0	0.00
Total Function 4120	Site Acquisition and Development Services	0	0	731,000	0.00	775,000	0.00	0	0	0.00
										106
Function 4150	Building Acquisition, Construction, and Improvemen									
300	Purchased Services	11,204	22,360	0	0.00	0	0.00	0	0	0.00
400	Supplies and Materials	0	30,198	0	0.00	0	0.00	0	0	0.00
500	Capital Outlay	2,684,748	21,373	0	0.00	0	0.00	0	0	0.00
600	Other Objects	0	2,000	0	0.00	0	0.00	0	0	0.00
Total Function 4150	Building Acquisition, Construction, and Improvemen	2,695,952	75,931	0	0.00	0	0.00	0	0	0.00
Function 4190	Other Facilities Construction Services									
100	Salaries	10,413	0	0	0.00	0	0.00	0	0	0.00
200	Associated Payroll Costs	4,066	(73)	0	0.00	0	0.00	0	0	0.00
300	Purchased Services	19,794	0	0	0.00	0	0.00	0	0	0.00
500	Capital Outlay	234,104	29,767	0	0.00	0	0.00	0	0	0.00
Total Function 4190	Other Facilities Construction Services	268,378	29,694	0	0.00	0	0.00	0	0	0.00

Requirements Report

Actuals 19-20 Actuals 20-21 Budgeted 21-22 Budgeted FTE Proposed 22-23 Proposed FTE Approved 22-23 Adopted 22-23 Adopted FTE

Fund 430 Capital Projects Other										
Major Function 4000	Facilities Acquisition and Construction	2,964,330	105,625	731,000	0.00	775,000	0.00	0	0	0.00
Function 5200	Transfers of Funds									
700	Transfers	200,000	180,000	180,000	0.00	180,000	0.00	0	0	0.00
Total Function 5200	Transfers of Funds	200,000	180,000	180,000	0.00	180,000	0.00	0	0	0.00
Major Function 5000	Other Uses	200,000	180,000	180,000	0.00	180,000	0.00	0	0	0.00
Total Fund 430	Capital Projects Other	3,316,023	294,530	1,111,000	0.00	1,055,500	0.00	0	0	0.00

Requirements Report

	Actuals 19-20	Actuals 20-21	Budgeted 21-22	Budgeted FTE	Proposed 22-23	Proposed FTE	Approved 22-23	Adopted 22-23	Adopted FTE
<hr/>									
Fund 600 Internal Service Funds									
<hr/>									
Function 2520 Fiscal Services									
200 Associated Payroll Costs	44,029	16,348	150,000	0.00	0	0.00	0	0	0.00
300 Purchased Services	1,000	1,030	1,200	0.00	0	0.00	0	0	0.00
Total Function 2520 Fiscal Services	45,029	17,378	151,200	0.00	0	0.00	0	0	0.00
<hr/>									
Major Function 2000	45,029	17,378	151,200	0.00	0	0.00	0	0	0.00
<hr/>									
Function 5200 Transfers of Funds									
700 Transfers	175,000	30,000	50,000	0.00	0	0.00	0	0	0.00
Total Function 5200 Transfers of Funds	175,000	30,000	50,000	0.00	0	0.00	0	0	0.00
<hr/>									
Major Function 5000 Other Uses	175,000	30,000	50,000	0.00	0	0.00	0	0	0.00
<hr/>									
Function 7000 Unappropriated Ending Fund Balance									
800 Other Uses of Funds	0	0	65,100	0.00	0	0.00	0	0	0.00
Total Function 7000 Unappropriated Ending Fund Balance	0	0	65,100	0.00	0	0.00	0	0	0.00
<hr/>									
Major Function 7000 Unappropriated Ending Fund Balance	0	0	65,100	0.00	0	0.00	0	0	0.00
<hr/>									
Total Fund 600 Internal Service Funds	220,029	47,378	266,300	0.00	0	0.00	0	0	0.00

Requirements Report

Actuals 19-20 Actuals 20-21 Budgeted 21-22 Budgeted FTE Proposed 22-23 Proposed FTE Approved 22-23 Adopted 22-23 Adopted FTE

Fund 610 Insurance Reserve

Function	2540	Operation and Maintenance of Plant Services									
200		Associated Payroll Costs	5,467	6,836	0	0.00	0	0.00	0	0	0.00
300		Purchased Services	39,053	34,200	71,000	0.00	61,450	0.00	0	0	0.00
400		Supplies and Materials	0	0	5,000	0.00	6,000	0.00	0	0	0.00
600		Other Objects	0	0	15,000	0.00	8,050	0.00	0	0	0.00
Total Function	2540	Operation and Maintenance of Plant Services	44,520	41,036	91,000	0.00	75,500	0.00	0	0	0.00
Major Function	2000		44,520	41,036	91,000	0.00	75,500	0.00	0	0	0.00
Total Fund	610	Insurance Reserve	44,520	41,036	91,000	0.00	75,500	0.00	0	0	0.00

Requirements Report

		Actuals 19-20	Actuals 20-21	Budgeted 21-22	Budgeted FTE	Proposed 22-23	Proposed FTE	Approved 22-23	Adopted 22-23	Adopted FTE
Fund 620 Unemployment Reserve										
Function 2520	Fiscal Services									
200	Associated Payroll Costs	0	0	0	0.00	93,000	0.00	0	0	0.00
300	Purchased Services	0	0	0	0.00	1,500	0.00	0	0	0.00
Total Function 2520	Fiscal Services	0	0	0	0.00	94,500	0.00	0	0	0.00
Major Function 2000		0	0	0	0.00	94,500	0.00	0	0	0.00
Function 5200	Transfers of Funds									
700	Transfers	0	0	0	0.00	50,000	0.00	0	0	0.00
Total Function 5200	Transfers of Funds	0	0	0	0.00	50,000	0.00	0	0	0.00
Major Function 5000	Other Uses	0	0	0	0.00	50,000	0.00	0	0	0.00
Function 7000	Unappropriated Ending Fund Balance									
800	Other Uses of Funds	0	0	0	0.00	25,000	0.00	0	0	0.00
Total Function 7000	Unappropriated Ending Fund Balance	0	0	0	0.00	25,000	0.00	0	0	0.00
Major Function 7000	Unappropriated Ending Fund Balance	0	0	0	0.00	25,000	0.00	0	0	0.00
Total Fund 620	Unemployment Reserve	0	0	0	0.00	169,500	0.00	0	0	0.00

Requirements Report

Actuals 19-20 Actuals 20-21 Budgeted 21-22 Budgeted FTE Proposed 22-23 Proposed FTE Approved 22-23 Adopted 22-23 Adopted FTE

Fund 630 Printing Services

Function 2540 Operation and Maintenance of Plant Services

400	Supplies and Materials	1,188	687	2,000	0.00	0	0.00	0	0	0.00
Total Function 2540	Operation and Maintenance of Plant Services	1,188	687	2,000	0.00	0	0.00	0	0	0.00

Function 2570 Internal Services

100	Salaries	13,527	127	24,705	1.00	0	0.00	0	0	0.00
200	Associated Payroll Costs	27,352	(248)	24,795	0.00	0	0.00	0	0	0.00
300	Purchased Services	17,567	14,041	32,000	0.00	0	0.00	0	0	0.00
400	Supplies and Materials	8,471	1,882	16,500	0.00	0	0.00	0	0	0.00
Total Function 2570	Internal Services	66,918	15,801	98,000	1.00	0	0.00	0	0	0.00

Function 2660 Technology Services

300	Purchased Services	0	10,655	0	0.00	0	0.00	0	0	111 0.00
Total Function 2660	Technology Services	0	10,655	0	0.00	0	0.00	0	0	0.00

Major Function 2000

		68,105	27,143	100,000	1.00	0	0.00	0	0	0.00
--	--	---------------	---------------	----------------	-------------	----------	-------------	----------	----------	-------------

Total Fund 630 Printing Services

		68,105	27,143	100,000	1.00	0	0.00	0	0	0.00
--	--	---------------	---------------	----------------	-------------	----------	-------------	----------	----------	-------------

Requirements Report

Actuals 19-20 Actuals 20-21 Budgeted 21-22 Budgeted FTE Proposed 22-23 Proposed FTE Approved 22-23 Adopted 22-23 Adopted FTE

Fund 700 Scholarship Trust

Function 3300 Community Services

300	Purchased Services	300	0	20,200	0.00	19,500	0.00	0	0	0.00
------------	---------------------------	------------	----------	---------------	-------------	---------------	-------------	----------	----------	-------------

Total Function 3300	Community Services	300	0	20,200	0.00	19,500	0.00	0	0	0.00
----------------------------	---------------------------	------------	----------	---------------	-------------	---------------	-------------	----------	----------	-------------

Major Function 3000 Enterprise and Community Services

		300	0	20,200	0.00	19,500	0.00	0	0	0.00
--	--	-----	---	--------	------	--------	------	---	---	------

Total Fund 700 Scholarship Trust

		300	0	20,200	0.00	19,500	0.00	0	0	0.00
--	--	-----	---	--------	------	--------	------	---	---	------

Requirements Report

Actuals 19-20 Actuals 20-21 Budgeted 21-22 Budgeted FTE Proposed 22-23 Proposed FTE Approved 22-23 Adopted 22-23 Adopted FTE

Fund 740 Bethany Charter School

Function 1111 Elementary K-5 Programs

100	Salaries	245,405	260,170	214,106	5.24	259,607	5.24	0	0	0.00
200	Associated Payroll Costs	138,928	149,268	134,698	0.00	138,190	0.00	0	0	0.00
300	Purchased Services	8,658	13,571	11,398	0.00	6,761	0.00	0	0	0.00
400	Supplies and Materials	11,551	14,505	12,632	0.00	10,540	0.00	0	0	0.00
600	Other Objects	0	0	1,061	0.00	1,000	0.00	0	0	0.00

Total Function 1111	Elementary K-5 Programs	404,542	437,513	373,895	5.24	416,098	5.24	0	0	0.00
----------------------------	--------------------------------	----------------	----------------	----------------	-------------	----------------	-------------	----------	----------	-------------

Function 1121 Middle/Junior High Programs

100	Salaries	80,089	80,118	143,713	3.43	158,971	3.43	0	0	0.00
200	Associated Payroll Costs	51,215	49,957	78,465	0.00	81,271	0.00	0	0	0.00
300	Purchased Services	4,290	2,045	11,091	0.00	6,074	0.00	0	0	0.00
400	Supplies and Materials	3,959	8,926	11,632	0.00	9,540	0.00	0	0	0.00
600	Other Objects	0	0	1,061	0.00	1,000	0.00	0	0	0.00

Total Function 1121	Middle/Junior High Programs	139,553	141,046	245,962	3.43	256,856	3.43	0	0	0.00
----------------------------	------------------------------------	----------------	----------------	----------------	-------------	----------------	-------------	----------	----------	-------------

Function 1122 Middle/Junior High School Extracurricular

100	Salaries	6,900	0	6,180	0.00	7,500	0.00	0	0	0.00
200	Associated Payroll Costs	2,171	0	690	0.00	825	0.00	0	0	0.00

Total Function 1122	Middle/Junior High School Extracurricular	9,071	0	6,870	0.00	8,325	0.00	0	0	0.00
----------------------------	--	--------------	----------	--------------	-------------	--------------	-------------	----------	----------	-------------

Function 1280 Alternative Education

300	Purchased Services	0	0	116	0.00	113	0.00	0	0	0.00
400	Supplies and Materials	0	0	116	0.00	100	0.00	0	0	0.00

Total Function 1280	Alternative Education	0	0	232	0.00	213	0.00	0	0	0.00
----------------------------	------------------------------	----------	----------	------------	-------------	------------	-------------	----------	----------	-------------

Requirements Report

	Actuals 19-20	Actuals 20-21	Budgeted 21-22	Budgeted FTE	Proposed 22-23	Proposed FTE	Approved 22-23	Adopted 22-23	Adopted FTE
Fund 740 Bethany Charter School									
Major Function 1000	553,166	578,560	626,959	8.67	681,492	8.67	0	0	0.00
Function 2110 Attendance and Social Work Services									
300 Purchased Services	0	0	567	0.00	567	0.00	0	0	0.00
Total Function 2110 Attendance and Social Work Services	0	0	567	0.00	567	0.00	0	0	0.00
Function 2130 Health Services									
100 Salaries	111	0	0	0.00	0	0.00	0	0	0.00
200 Associated Payroll Costs	37	0	0	0.00	0	0.00	0	0	0.00
Total Function 2130 Health Services	147	0	0	0.00	0	0.00	0	0	0.00
Function 2240 Instructional Staff Development									
100 Salaries	282	150	0	0.00	0	0.00	0	0	0.00
200 Associated Payroll Costs	1,927	3,048	0	0.00	0	0.00	0	0	11.00
300 Purchased Services	0	0	849	0.00	890	0.00	0	0	0.00
Total Function 2240 Instructional Staff Development	2,210	3,198	849	0.00	890	0.00	0	0	0.00
Function 2310 Board of Education Services									
300 Purchased Services	9,910	10,775	10,402	0.00	10,985	0.00	0	0	0.00
600 Other Objects	13,811	10,183	7,875	0.00	10,000	0.00	0	0	0.00
Total Function 2310 Board of Education Services	23,721	20,958	18,277	0.00	20,985	0.00	0	0	0.00
Function 2490 Other Support Services—School Administration									
100 Salaries	138,925	140,250	141,440	1.97	145,131	1.97	0	0	0.00
200 Associated Payroll Costs	81,471	80,170	76,867	0.00	78,664	0.00	0	0	0.00
300 Purchased Services	2,156	3,304	2,238	0.00	2,235	0.00	0	0	0.00
400 Supplies and Materials	2,404	5,374	2,238	0.00	1,164	0.00	0	0	0.00

Requirements Report

		Actuals 19-20	Actuals 20-21	Budgeted 21-22	Budgeted FTE	Proposed 22-23	Proposed FTE	Approved 22-23	Adopted 22-23	Adopted FTE
Fund 740	Bethany Charter School									
600	Other Objects	693	119	1,125	0.00	1,000	0.00	0	0	0.00
Total Function 2490	Other Support Services—School Administration	225,649	229,217	223,908	1.97	228,194	1.97	0	0	0.00
Function 2540	Operation and Maintenance of Plant Services									
100	Salaries	14,192	14,372	15,807	0.44	16,281	0.44	0	0	0.00
200	Associated Payroll Costs	11,804	6,064	14,971	0.00	9,769	0.00	0	0	0.00
300	Purchased Services	42,676	15,340	38,360	0.00	28,806	0.00	0	0	0.00
400	Supplies and Materials	3,856	4,563	4,912	0.00	4,912	0.00	0	0	0.00
Total Function 2540	Operation and Maintenance of Plant Services	72,527	40,340	74,050	0.44	59,768	0.44	0	0	0.00
Function 2550	Student Transportation Services									
300	Purchased Services	2,203	0	4,774	0.00	4,774	0.00	0	0	0.00
Total Function 2550	Student Transportation Services	2,203	0	4,774	0.00	4,774	0.00	0	0	0.00
Function 2660	Technology Services									
100	Salaries	0	0	254	0.00	300	0.00	0	0	0.00
Total Function 2660	Technology Services	0	0	254	0.00	300	0.00	0	0	0.00
Major Function 2000		326,456	293,713	322,679	2.41	315,478	2.41	0	0	0.00
Function 6110	Operating Contingency									
800	Other Uses of Funds	0	0	45,058	0.00	150,000	0.00	0	0	0.00
Total Function 6110	Operating Contingency	0	0	45,058	0.00	150,000	0.00	0	0	0.00
Major Function 6000	Contingencies	0	0	45,058	0.00	150,000	0.00	0	0	0.00
Total Fund 740	Bethany Charter School	879,622	872,272	994,696	11.08	1,146,970	11.08	0	0	0.00

Requirements Report

		Actuals 19-20	Actuals 20-21	Budgeted 21-22	Budgeted FTE	Proposed 22-23	Proposed FTE	Approved 22-23	Adopted 22-23	Adopted FTE
Fund 760 Community Roots Charter School										
Function 1111	Elementary K-5 Programs									
100	Salaries	329,836	291,818	329,235	9.50	354,712	9.00	0	0	0.00
200	Associated Payroll Costs	144,935	132,263	135,528	0.00	153,606	0.00	0	0	0.00
300	Purchased Services	12,219	0	12,000	0.00	12,000	0.00	0	0	0.00
400	Supplies and Materials	23,206	26,789	1,733	0.00	10,660	0.00	0	0	0.00
600	Other Objects	4,799	58,833	10,000	0.00	5,080	0.00	0	0	0.00
Total Function 1111	Elementary K-5 Programs	514,994	509,703	488,496	9.50	536,058	9.00	0	0	0.00
Function 1121	Middle/Junior High Programs									
100	Salaries	138,974	89,549	125,669	4.25	120,068	2.75	0	0	0.00
200	Associated Payroll Costs	60,530	41,405	55,024	0.00	46,830	0.00	0	0	0.00
300	Purchased Services	10,791	0	0	0.00	0	0.00	0	0	0.00
400	Supplies and Materials	92,938	320	677	0.00	840	0.00	0	0	0.00
600	Other Objects	69,331	9,000	0	0.00	0	0.00	0	0	0.00
Total Function 1121	Middle/Junior High Programs	372,563	140,274	181,370	4.25	167,738	2.75	0	0	0.00
Function 1122	Middle/Junior High School Extracurricular									
100	Salaries	953	0	0	0.00	0	0.00	0	0	0.00
200	Associated Payroll Costs	73	0	0	0.00	0	0.00	0	0	0.00
Total Function 1122	Middle/Junior High School Extracurricular	1,027	0	0	0.00	0	0.00	0	0	0.00
Major Function 1000		888,584	649,977	669,866	13.75	703,796	11.75	0	0	0.00
Function 2120	Guidance Services									
100	Salaries	0	521	0	0.00	0	0.00	0	0	0.00
200	Associated Payroll Costs	0	167	0	0.00	0	0.00	0	0	0.00
Total Function 2120	Guidance Services	0	688	0	0.00	0	0.00	0	0	0.00

Requirements Report

		Actuals 19-20	Actuals 20-21	Budgeted 21-22	Budgeted FTE	Proposed 22-23	Proposed FTE	Approved 22-23	Adopted 22-23	Adopted FTE
Fund 760	Community Roots Charter School									
100	Salaries	96,732	125,017	149,950	1.80	70,397	2.00	0	0	0.00
200	Associated Payroll Costs	48,181	30,032	57,357	0.00	25,498	0.00	0	0	0.00
300	Purchased Services	1,003	0	0	0.00	3,500	0.00	0	0	0.00
400	Supplies and Materials	1,308	2,454	5,544	0.00	5,600	0.00	0	0	0.00
600	Other Objects	7,415	1,596	13,040	0.00	4,000	0.00	0	0	0.00
Total Function 2490	Other Support Services—School Administration	154,639	159,099	225,891	1.80	108,995	2.00	0	0	0.00
Function 2520	Fiscal Services									
200	Associated Payroll Costs	0	0	2,500	0.00	2,500	0.00	0	0	0.00
300	Purchased Services	225	0	0	0.00	0	0.00	0	0	0.00
Total Function 2520	Fiscal Services	225	0	2,500	0.00	2,500	0.00	0	0	0.00
Function 2540	Operation and Maintenance of Plant Services									118
300	Purchased Services	46,039	52,091	67,240	0.00	72,850	0.00	0	0	0.00
400	Supplies and Materials	0	0	5,000	0.00	2,500	0.00	0	0	0.00
Total Function 2540	Operation and Maintenance of Plant Services	46,039	52,091	72,240	0.00	75,350	0.00	0	0	0.00
Function 2550	Student Transportation Services									
300	Purchased Services	1,608	0	1,000	0.00	1,000	0.00	0	0	0.00
Total Function 2550	Student Transportation Services	1,608	0	1,000	0.00	1,000	0.00	0	0	0.00
Major Function 2000		354,704	244,680	321,131	1.80	211,509	2.00	0	0	0.00
Function 3100	Food Services									
100	Salaries	10,438	0	0	0.00	0	0.00	0	0	0.00
200	Associated Payroll Costs	2,076	0	0	0.00	0	0.00	0	0	0.00
300	Purchased Services	193	0	0	0.00	0	0.00	0	0	0.00

Requirements Report

Actuals 19-20 Actuals 20-21 Budgeted 21-22 Budgeted FTE Proposed 22-23 Proposed FTE Approved 22-23 Adopted 22-23 Adopted FTE

Fund 760 Community Roots Charter School										
600	Other Objects	368	0	0	0.00	0	0.00	0	0	0.00
Total Function 3100	Food Services	13,074	0	0	0.00	0	0.00	0	0	0.00
Major Function 3000	Enterprise and Community Services	13,074	0	0	0.00	0	0.00	0	0	0.00
Function 6000	Contingencies									
800	Other Uses of Funds	0	0	11,148	0.00	10,346	0.00	0	0	0.00
Total Function 6000	Contingencies	0	0	11,148	0.00	10,346	0.00	0	0	0.00
Major Function 6000	Contingencies	0	0	11,148	0.00	10,346	0.00	0	0	0.00
Function 7000	Unappropriated Ending Fund Balance									
800	Other Uses of Funds	0	0	5,351	0.00	4,966	0.00	0	0	0.00
Total Function 7000	Unappropriated Ending Fund Balance	0	0	5,351	0.00	4,966	0.00	0	0	0.00
Major Function 7000	Unappropriated Ending Fund Balance	0	0	5,351	0.00	4,966	0.00	0	0	0.00
Total Fund 760	Community Roots Charter School	1,256,362	894,657	1,007,496	15.55	930,617	13.75	0	0	0.00

Requirements Report

	Actuals 19-20	Actuals 20-21	Budgeted 21-22	Budgeted FTE	Proposed 22-23	Proposed FTE	Approved 22-23	Adopted 22-23	Adopted FTE
Grand Totals:	16,844,249	13,989,172	24,340,708	67.90	22,802,225	83.16	0	0	0.00

STATE SCHOOL FUND GRANT

2022-2023

Based on \$9.299 Billion Budget with a 49/51 split as of 2/25/2022

Marion County, Silver Falls SD 4J - 2138

2022-2023 Local Revenue

Property Taxes and in-lieu of property taxes from local sources	=	\$9,555,000.00
Federal Forest Fees	=	\$5,000.00
Common School Fund	=	\$390,396.94
County School Fund	=	\$30,000.00
State Managed Timber	=	\$100,000.00
ESD Equalization	=	\$0.00
In-Lieu of Property Taxes(non-local sources)	=	\$0.00
Revenue Adjustments	=	\$0.00
Sum of Local Revenue	=	\$10,080,396.94

2022-2023 Experience Adjustment

District Average Teacher Experience	=	13.45
State Average Teacher Experience	=	12.30
Experience Adjustment (Difference in District and State Teacher Experience)	=	1.15

2022-2023 Transportation Grant

Salaries	=	N/A
Payroll	=	N/A
Purchased Services	=	N/A
Supplies	=	N/A
Other	=	N/A
Garage Depreciation	=	N/A
Bus Depreciation	=	N/A
Fees Collected	=	N/A
Non-Reimbursable	=	N/A
Net Eligible Trans Expenditures	=	\$2,900,000.00
Transportation per ADMr Rank		61%
Transportation Reimbursement Rate		70.00%
70.00% of the Net Eligible Transportation Expenditures =		the Transportation Grant \$2,030,000.00

2022-2023 Extended ADMw

2022-2023 ADMw 4,164.92 2021-2022 ADMw 4,085.97 Extended ADMw 4,164.92

2022-2023 General Purpose Grant

Multiply the Teacher Experience Adjustment of 1.15 by \$25 then add \$4500 to the result = \$4,528.75
Then multiply \$4,528.75 by the Extended ADMw 4164.915 and then by the funding ratio 2.09059674947 = \$39,432,540.71

2022-2023 Total Formula Revenue

Add the General Purpose Grant \$39,432,540.71 to the Transportation Grant \$2,030,000.00 = \$41,462,540.71

2022-2023 State School Fund Grant

Subtract the Local Revenue \$10,080,396.94 from the Total Formula Revenue \$41,462,540.71 = \$31,382,143.77

2022-2023 Rates per ADMw

General Purpose Grant per Extended ADMw = \$9,468 Total Formula Revenue per Extended ADMw = \$9,955
Charter Schools Rate(ORS 338.155) = \$9,468

Payments

SSF Total Paid To Date	SSF Estimated Remaining Balance Due
Small HS Grant Total Paid To Date	Small HS Grant Estimated Remaining Balance Due
Facility Grant Total Paid To Date	Facility Grant Estimated Remaining Balance Due
	High Cost Disability Estimated Remaining Balance Due

SILVER FALLS SCHOOL DISTRICT 4J

Current Enrollment as of 4/1/2022

	KG	1st	2nd	3rd	4th	5th	6th	7th	8th	CURRENT TOTAL	6/18/21 Total	CURRENT VS. JUNE 2021	6/18/20 Total	CURRENT VS. JUNE 2020	% CHG
BETHANY	15	15	15	16	13	15	8	16	12	125	133	(8)	132	(7)	-5.3%
BUTTE CREEK	27	36	23	32	49	24	27	39	26	283	233	50	287	(4)	-1.4%
CENTRAL HOWELL	20	17	17	17	20	15	15	16	14	151	123	28	181	(30)	-16.6%
COMMUNITY ROOTS	16	13	19	7	14	11	7	8	3	98	117	(19)	128	(30)	-23.4%
EVERGREEN	6	7	9	7	10	11	7	12	10	79	78	1	81	(2)	-2.5%
MARK TWAIN	39	40	59	41	40	40				259	305	(46)	349	(90)	-25.8%
PRATUM		9	6	8	10	8	7	9	9	66	64	2	72	(6)	-8.3%
ROBERT FROST	55	52	65	55	64	53				344	345	(1)	406	(62)	-15.3%
SCOTTS MILLS	13	17	18	26	18	11	11	14	15	143	133	10	169	(26)	-15.4%
SILVER CREST	10	16	11	10	17	21	10	11	13	119	114	5	145	(26)	-17.9%
SILVERTON MIDDLE							146	140	167	453	487	(34)	499	(46)	-9.2%
VICTOR POINT	15	25	22	24	19	27	19	24	21	196	176	20	205	(9)	-4.4%
SILVERTON HIGH						9th	10th	11th	12th	1,197	1,255	(58)	1,286	(89)	-6.9%
						314	304	282	297						
CURRENT TOTALS	216	247	264	243	274	236	257	289	290	3,513	3,563	(50)	3,940	(427)	-10.8%
JUNE 2020 TOTALS	267	264	288	275	279	313	308	337	323						
DIFFERENCE	-51	-17	-24	-32	-5	-77	-51	-48	-33						
% DIFFERENCE	-19.1%	-6.4%	-8.3%	-11.6%	-1.8%	-24.6%	-16.6%	-14.2%	-10.2%						

SILVER FALLS SCHOOL DISTRICT 4J
SUPERINTENDENT'S BUDGET MESSAGE
FISCAL YEAR 2022-23

Good evening, members of the Silver Falls School District Budget Committee. Tonight, we present to you the proposed budget for fiscal year 2022-23.

Last year when I presented this message, I spoke of unknowns due to it being the first year of a new biennium, questions surrounding enrollment totals, and several other issues related to the ongoing pandemic. Tonight, we know quite a bit more about those issues and the related impact on the District's finances. This is not to say we no longer face uncertainty, but rather that the level of uncertainty has diminished. In a few minutes, our Finance Director, Steve Nielsen, will go into greater detail. However, I'd like to take this opportunity to run you through a high-level overview of the 2022-23 proposed budget.

It would be impossible to discuss our budget or budgeting process without a clear focus on our strategic plan.

1. Each student is on track to graduate, every year.
2. Each student has the social and emotional learning skills to navigate their world.
3. Facilities reflect our love and respect for our students.

The proposed budget continues to tie directly to the first two goals of that plan, and I'll address the third goal later in this message.

When I spoke to the budget committee last year, our educational environment and service offerings looked very different than they do today. Still in the midst of only half-capacity schooling, our students and teachers were struggling. In the face of those struggles, some families unenrolled their students and sought alternative options such as private schools, home-schools, and co-ops. Many districts around the state deal with fluctuating enrollment numbers, and therefore fluctuating funding, on a regular basis. Silver Falls School District has been fortunate for many years to have had steady or slightly increasing enrollment, and thus steady or increasing funding levels.

This year, having reopened to full five-day weeks of school, we could not predict how many of those unenrolled students would return. They represent approximately 10% of our total pre-COVID student population. Unfortunately, as of today, that number has not changed. To be clear, this is not to say that none of those families re-enrolled, but rather, that the overall picture of our enrollment remains at a number approximately 10% lower than our pre-COVID numbers.

This reduction in enrollment has a direct impact on our funding. However, I want to make it clear that, in line with our first and second goals, we remain committed to ensuring every child in our district has the opportunity and support they need to make up for the learning gaps they experienced as a result of the pandemic. In just this first year of full school schedules since the pandemic began, we've seen students making great progress. We've used the funds made available to us throughout the pandemic to embed flexible programs into our day to day practices. More importantly, we are now finishing year two of a five-year plan to implement a Guaranteed, Viable, and Standards-based Curriculum for ALL students in Silver Falls School District. This strategy enables us to promote and protect equitable educational practices by

providing every one of our students with universal access to high quality curriculum, assessment and instruction, and, as a result, equitable educational outcomes.

It's critical the district maintains a balanced and sustainable budget, while holding a minimum general fund reserve of 10%, per Board policy. The impacts of the pandemic have created a great deal of flux and constant change over the past two budget cycles. Current resources and requirements do not align, and the general fund's ending balance has fallen below 10%. Our goal is to meet the 10% threshold once again no later than June 30, 2025.

The 2022-23 proposed budget is balanced, but relies on the final \$1.5 million dollars of the federal ESSER stimulus funds. ESSER funds are a temporary revenue source, which have been used to support online curriculum, technology, personal protective equipment and other COVID safety requirements, unfinished learning, and sustainability of operations. These funds will be fully expended by June 30, 2023. This is referred to as a funding cliff, as you can see on the slide above. The gap left by these funds must be filled by increasing sustainable resources, and/or by decreasing expenditures. While the district has already taken steps to reduce costs through various measures, further belt tightening is required as we budget for 2023-24 and beyond.

As Superintendent, I remain committed to protecting jobs. We have not yet reached the point, nor do I necessarily believe that we will reach the point where we will be forced to lay off employees in order to balance the budget. This is not to say that our staffing levels today or next year will be the same as those pre-pandemic – in fact, we have seen an overall reduction in general fund staffing levels in line with declining student enrollment, and in line with most every other employment sector across the economy.

However, we've managed this by re-examining specific needs as natural employee turnover (aka employee attrition) occurs, as well as by asking our administrative team to creatively think about the way specific roles are filled, tasks accomplished, and students supported. What we're talking about here can be thought of as "right-sizing," as specific programmatic needs and funding levels shift, so too can staffing levels. A funding level decrease does not necessarily equate to a decrease in the quality of a program - indeed, it often means we've found better or more efficient ways to deliver service. To date, no one in Silver Falls School District has lost their job, or been laid off, due to a decrease in funding.

To understand why this is the case, I offer you a metaphor. If you think of the stars in the sky, historically the general fund has been like the sun – just as the sun is the world's main source of light, our general fund has been our main source of funding. Now, however, we live in a budgeting world where the sun has gotten about 10% smaller. Fortunately for us, before the world could start to feel a bit dim, a number of other stars in the sky have appeared, and are shining brighter than ever before. These new sources of funding, some temporary or short-term investments, some long-term or permanent, are making up for much of the light lost due to the sun's shrinking.

I spoke to the one-time federal ESSER funds above, which have helped us weather the COVID storm. In addition, the state has added several new funding sources outside of the general fund budget over the past several years. The Oregon School Investment Account (SIA) and Measure 98 funds provide roughly \$4M per year, and these have allowed the district to expand services and programs through targeted spending of money earmarked for those purposes, and in alignment with the District's strategic plan. There are many other grant programs as well. Teaching and Learning Director, Leslie Roache, will speak to this in greater detail a bit later this evening.

Outside of the conversation around the district's operational budget, and in line with our strategic goal that, "*Facilities reflect our love and respect for our students,*" our Long Range Facility Planning Committee wrapped up their work just a few months ago. As part of that work, we also engaged in seven K-8 Community Listening and Learning Sessions. From these sessions, we wrote a report that will stand the test of time in this district, and which includes the vital and necessary answers to a decades-old question: "What do our K-8 communities want for the future of their schools?" Additionally, we are conducting listening sessions at Robert Frost and Mark Twain Elementary Schools in May, and will be holding similar sessions for Silverton Middle School and Silverton High School this Fall. With the K-8 report in-hand, and the work of our Long Range Facility Planning committee completed, we can now say with certainty that the Silver Falls School District community must pass a General Obligation Bond in order to address the dire facilities needs across our district. The average age of the facilities in our district is over 60 years old, and we know that we have many significant facilities repairs, upgrades, or replacements in our future.

Last year, I told this committee that we do not yet have a timeline for such a bond. Today, I can tell you that my hope is to place a bond measure on the ballot in calendar-year 2023, pending school board discussion and approval, with the goal of replacing Silverton Middle School and performing significant repairs or renovations on every other school in the district. I cannot overstate that the longer we wait to address our facilities needs, the more expensive they will become to address. As the saying goes, the best time to resolve these issues was 10 years ago. The second best time is today.


We continue to hear from our community that the goals of our strategic plan represent what they want to see from their school district. The budget you'll see tonight represents great work from very bright people who have worked through the issues facing our district and come to conclusions that represent both a path forward, as well as a stable foundation from which we can build the future of education in our communities for generations to come. I want to express my sincere appreciation for them, as well as for your willingness to be here, and to work through this process with us.

Thank you.

Scott Drue
Superintendent

**SILVER FALLS SCHOOL DISTRICT
2022-23 BUDGET COMMITTEE
MEETING #1**

April 28, 2022 – SHS Library



COMING TOGETHER IS A BEGINNING. KEEPING TOGETHER IS PROGRESS. WORKING TOGETHER IS SUCCESS.




SILVERTON HIGH SCHOOL ~ SILVERTON MIDDLE SCHOOL ~ ROBERT FROST ELEMENTARY ~ MARK TWAIN ELEMENTARY ~
BUTTE CREEK SCHOOL ~ SCOTTS MILLS SCHOOL ~ BETHANY CHARTER SCHOOL ~ CENTRAL HOWELL SCHOOL
~ PRATUM SCHOOL ~ EVERGREEN SCHOOL ~ VICTOR POINT SCHOOL ~ COMMUNITY ROOTS SCHOOL ~ SILVER CREST SCHOOL



SUPERINTENDENT'S BUDGET MESSAGE

128

Scott Drue



SFSD Focus for 2021-2022

Mission Statement

Working together to cultivate character and academic growth in each student, every day.

Vision Statement

Each student graduates prepared to lead a fulfilling life.

Goal 1 - Each Student **On-Track to Graduate**

Goal 2 - Each Student Has the **SEL to Navigate**

Mapping, Monitoring, Feedback



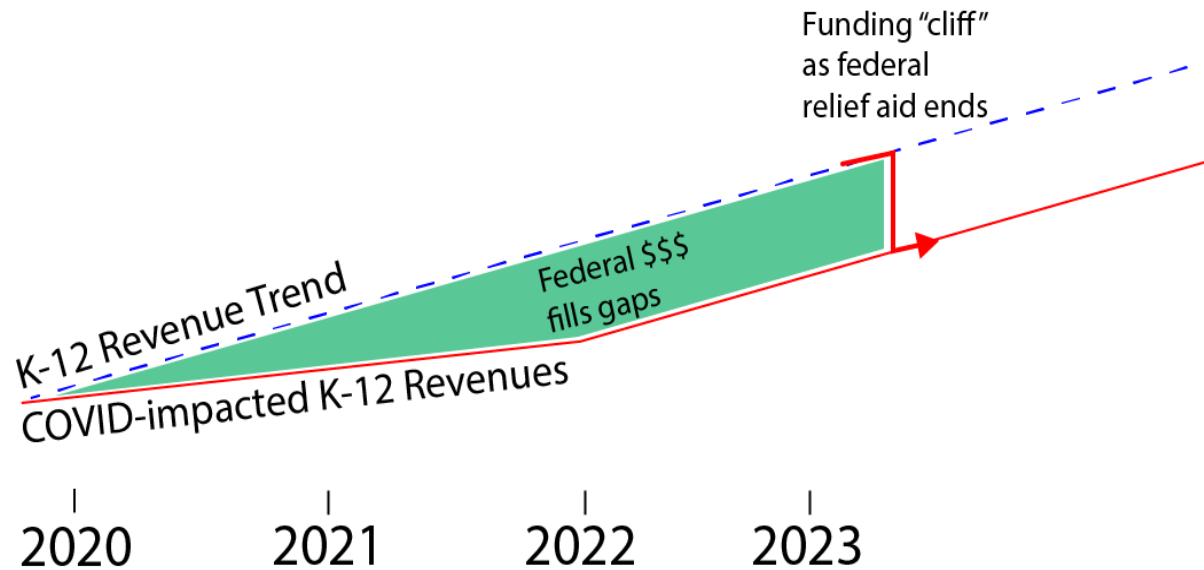
Modeling, Norming, Supporting



Goal 3 - Facilities **Reflect Our Love and Respect** for Our Students

Trust, Truth, and Transparency





A Funding Cliff Looms






Oregon's K-12 Funding Solar System

2022-23 PROPOSED BUDGET & FINANCIAL STATUS

132

Steve Nielsen – Director of Finance & Operations



PRESENTATION TOPICS & OBJECTIVES

- Budget timeline, process, and roles
- District financial background & status
- Presentation of Proposed Budget
 - Including: assumptions, changes, alignment with strategic plan, new funding sources and programs, ongoing management



2022-23 BUDGET TIMELINE

April 28, 2022 – Budget Committee Meeting #1

May 18, 2022 – State Quarterly Economic Forecast

May 19, 2022 – Budget Committee Meeting #2

End of May/Early June – Potential Addn'l Meeting(s)
& Approval of Proposed Budget – goal of 6/1/22

June 30, 2022 – Deadline for Adoption of 2022-23
Budget by SFSD Board of Directors



COFFEE HOUR OPPORTUNITIES

- Week of May 9th – Three Sessions
 - Informal Budget Q&A with Finance Director
 - Each Session limited to six Committee Members, including no more than three Board Members; The public is welcome!
- Dates & Times:
 - May 10th: 7:30 – 8:30am District Office
 - May 11th: 12:00 – 1:00pm Virtual
 - May 11th: 5:30 – 6:30pm District Office
 - *Email Steve Nielsen to reserve a spot*



BUDGET COMMITTEE RESPONSIBILITIES

- Receive the budget message & document
- Provide for public questions & comment
- Approve the budget document as submitted by the budget officer or as revised by the Budget Committee and set tax levy amount
- http://www.osba.org/Resources/Article/AskOSBA/Budget_Committee_Roles1.aspx



BUDGET COMMITTEE ROLES

- Stay informed of school district activities & developments
 - The budget is a year-round process
- Seek input from district patrons & also keep them informed of developments
- Test the reasonableness of the budget document to ensure it meets the priorities & goals of the district as set by the Board



RESOLUTION ADOPTING BUDGET

BE IT RESOLVED that the Board of Directors of Silver Falls School District 4J hereby adopts the budget for 2021-22 in the amount of \$75,513,969. This budget is on file in the school District Office at 612 Schlador St, Silverton, OR 97381

RESOLUTION MAKING APPROPRIATIONS

BE IT RESOLVED that the amounts for the fiscal year beginning July 1, 2021, and for the purposes shown below are hereby appropriated:

GENERAL FUND		CAPITAL PROJECT FUNDS	
Instruction	\$ 29,073,218	Support Services	\$ 200,000
Support Services	18,370,691	Facilities Acquisition/Construction	731,000
Facilities Acquisition/Construction	225,000	Interfund Transfers	180,000
Interfund Transfers	250,000	TOTAL	\$ 1,111,000
Contingencies	1,272,010		
TOTAL	\$ 49,190,919		
SPECIAL REVENUE FUNDS		INTERNAL SERVICE FUNDS	
Instruction	\$ 6,866,354	Support Services	\$ 342,200
Support Services	3,315,192	Interfund Transfers	50,000
Enterprise & Community	1,588,000	TOTAL	\$ 392,200
Facilities Acquisition/Construction	236,270		
TOTAL	\$ 12,005,816		
DEBT SERVICE FUNDS		TRUST AND AGENCY FUNDS	
Debt Service	\$ 8,445,000	Instruction	\$ 1,296,825
		Support Services	643,810
		Enterprise & Community	20,200
		Contingencies	11,148
		TOTAL	\$ 1,971,983
TOTAL	\$ 8,445,000	TOTAL APPROPRIATIONS - ALL FUNDS	\$ 73,116,918

END RESULT:

**BOARD
ADOPTION
OF BUDGET**



RESOLUTION IMPOSING THE TAX:

BE IT RESOLVED that the following ad valorem property taxes are hereby imposed for the tax year 2021-22 upon the assessed value of all taxable property within the district:

- (1) At the rate per \$1,000 of assessed value of \$4.5458 for permanent rate tax;
- (2) In the amount of \$4,309,278 for debt service for general obligation bonds.

RESOLUTION CATEGORIZING THE TAX:


BE IT RESOLVED that the taxes imposed are hereby categorized for purposes of Article XI section 11b as:

	Education Limitation	Excluded from Limitation
Permanent Rate Tax	\$4.5458/\$1,000	
General Obligation Debt Service		\$4,309,278

The above resolution statements were approved and declared adopted on this 14th day of June, 2021

CHAIR: _____ SUPERINTENDENT: _____





FINANCIAL BACKGROUND & BUDGET OBJECTIVES

2022-23 BUDGETING GOALS & OBJECTIVES

- **Primary Objectives:**
 - Budget to the district strategic visioning plan
 - Align current resources & requirements
 - Discontinue use of reserves to balance budget
 - Sustainability



BUDGET ASSUMPTIONS

1) STATE SCHOOL FUND APPROPRIATION OF \$9.3B FOR 2021-23 BIENNIUM:

*51% OF THE ALLOCATION IN 2022-23

*CURRENT SERVICE LEVEL IS \$9.6B+

2) ENROLLMENT: NET GAIN OF 50 STUDENTS (12% RETURN OF THE LOSS)

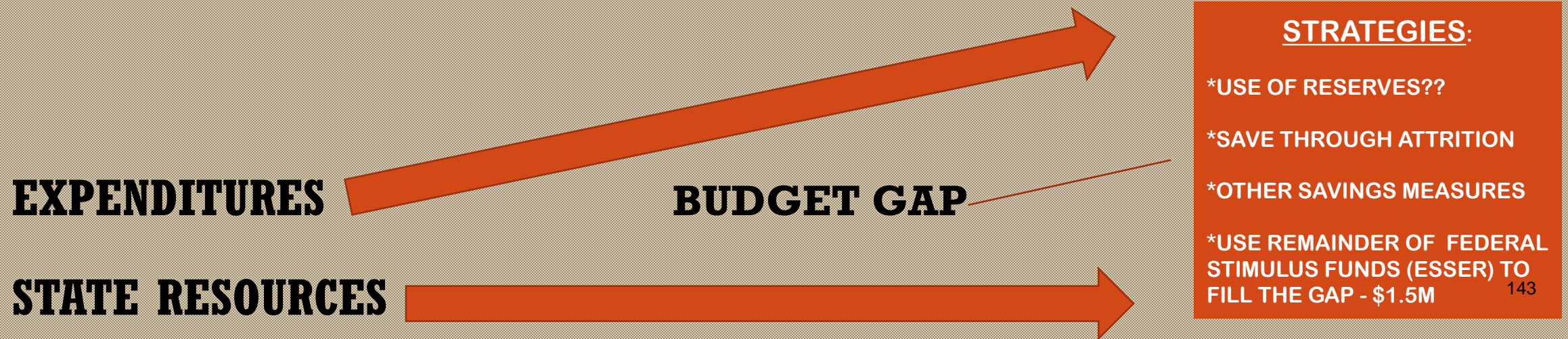
3) GENERAL FUND ENDING FUND BALANCE: PROJECTED \$2.4M AT 6.30.2022

4) EMPLOYEE COSTS:

- LICENSED STAFF: STEP PLUS 2.5% COLA; +\$25/MO EMPLOYER INSURANCE CONTRIBUTION (NOT YET BARGAINED)
- CLASSIFIED STAFF: STEP PLUS 2.75% COLA; +\$25/MO ER INSURANCE CONTRIBUTION (PER CBA)
- ADMIN/CONFIDENTIAL/NON-REP STAFF: STEP PLUS 2.5% COLA; +\$25/MO ER INS CONTRIBUTION (NOT FINALIZED)



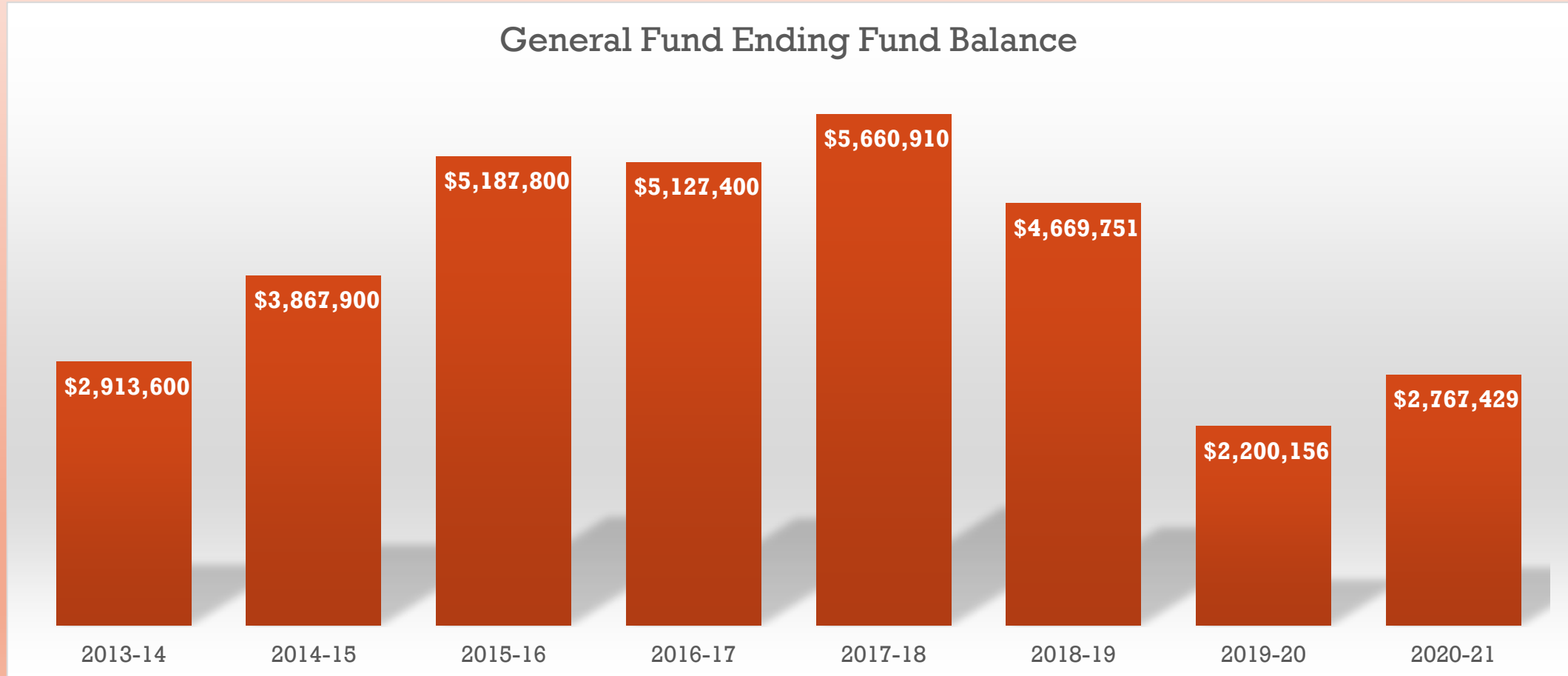
GENERAL FUND BOTTOM LINE: DEFICIT



- BUDGET DEFICIT DUE TO ENROLLMENT DECLINE AND EXPENDITURE INCREASES. RELIANCE ON ONE-TIME RESOURCES (ESSER) TO BALANCE BUDGET.



ENDING FUND BALANCE HISTORY — GENERAL FUND



FUND BALANCE ANALYSIS: 2019 FORWARD

- 2021-23 State School Fund allocation at least \$300M short of current service level
- Investment in our Teachers (2019-2022 contract); *Bargaining for 2022-23 forward in progress*
- Additional investment in Counseling at the K-8 level
- Buildings & Safety
 - Completion of more deferred maintenance projects the past three years
 - Several seismic retrofits completed between 2016 and 2020 w/ state grant assistance
 - Investment in additional safety & security measure district-wide
 - *(Fencing, new entry doors & locks, and buzz-in entry systems)*
- COVID-19 Impacts: Many
 - Enrollment decline of 400 students, or 10%
 - 2022-23 State School funding = \$9,955 per student



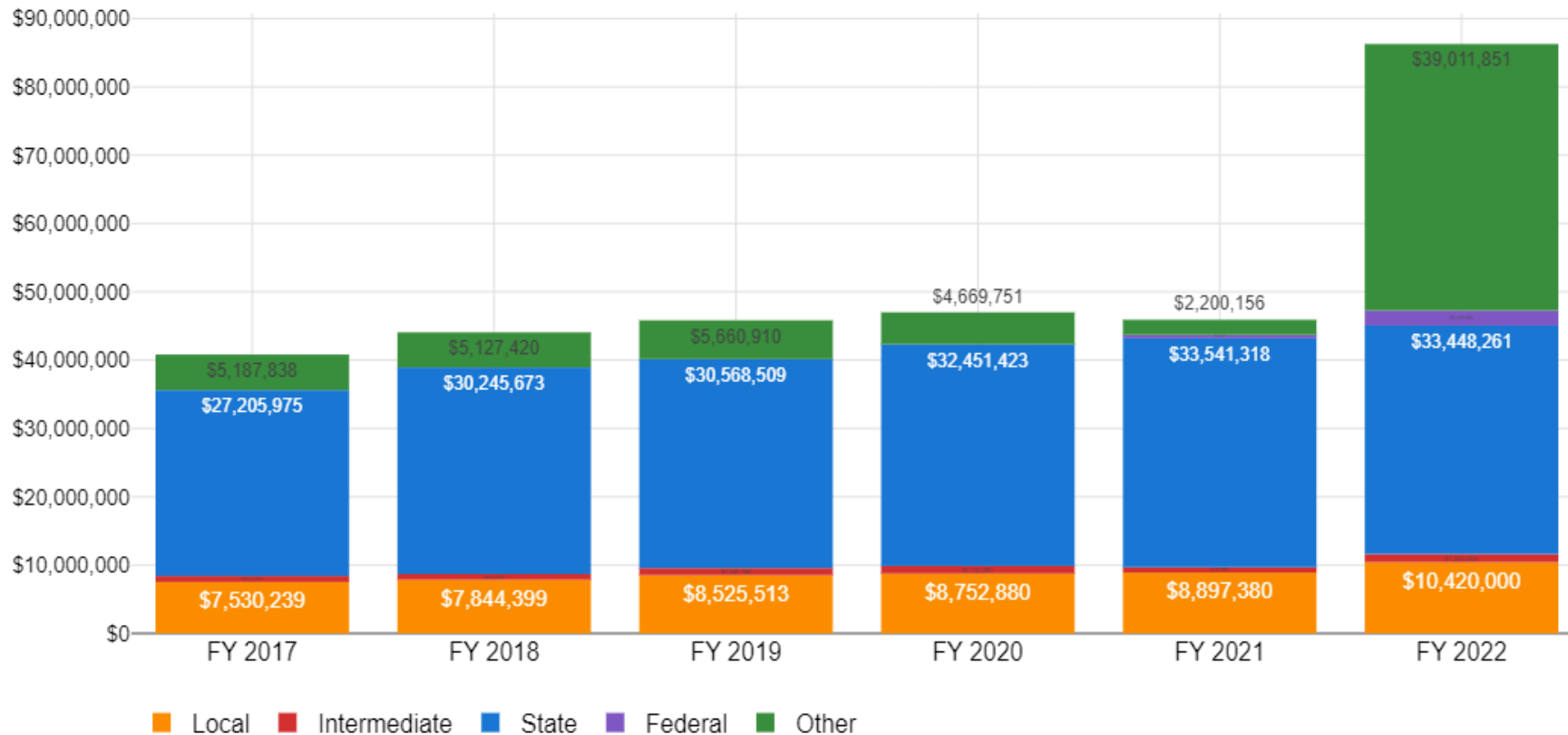
10% LOSS OF ENROLLMENT (400+ STUDENTS)

	KG	1st	2nd	3rd	4th	5th	6th	7th	8th	CURRENT TOTAL	6/18/21 Total	CURRENT VS. JUNE 2021	6/18/20 Total	CURRENT VS. JUNE 2020	% CHG
BETHANY	15	15	15	16	13	15	8	16	12	125	133	(8)	132	(7)	-5.3%
BUTTE CREEK	27	36	23	32	49	24	27	39	26	283	233	50	287	(4)	-1.4%
CENTRAL HOWELL	20	17	17	17	20	15	15	16	14	151	123	28	181	(30)	-16.6%
COMMUNITY ROOTS	16	13	19	7	14	11	7	8	3	98	117	(19)	128	(30)	-23.4%
EVERGREEN	6	7	9	7	10	11	7	12	10	79	78	1	81	(2)	-2.5%
MARK TWAIN	39	40	59	41	40	40				259	305	(46)	349	(90)	-25.8%
PRATUM		9	6	8	10	8	7	9	9	66	64	2	72	(6)	-8.3%
ROBERT FROST	55	52	65	55	64	53				344	345	(1)	406	(62)	-15.3%
SCOTT'S MILLS	13	17	18	26	18	11	11	14	15	143	133	10	169	(26)	-15.4%
SILVER CREST	10	16	11	10	17	21	10	11	13	119	114	5	145	(26)	-17.9%
SILVERTON MIDDLE							146	140	167	453	487	(34)	499	(46)	-9.2%
VICTOR POINT	15	25	22	24	19	27	19	24	21	196	176	20	205	(9)	-4.4%
SILVERTON HIGH						9th	10th	11th	12th	1,197	1,255	(58)	1,286	(89)	-6.9%
						314	304	282	297						
CURRENT TOTALS	216	247	264	243	274	236	257	289	290	3,513	3,563	(50)	3,940	(427)	-10.8%
JUNE 2020 TOTALS	267	264	288	275	279	313	308	337	323						
DIFFERENCE	-51	-17	-24	-32	-5	-77	-51	-48	-33						
% DIFFERENCE	-19.1%	-6.4%	-8.3%	-11.6%	-1.8%	-24.6%	-16.6%	-14.2%	-10.2%						



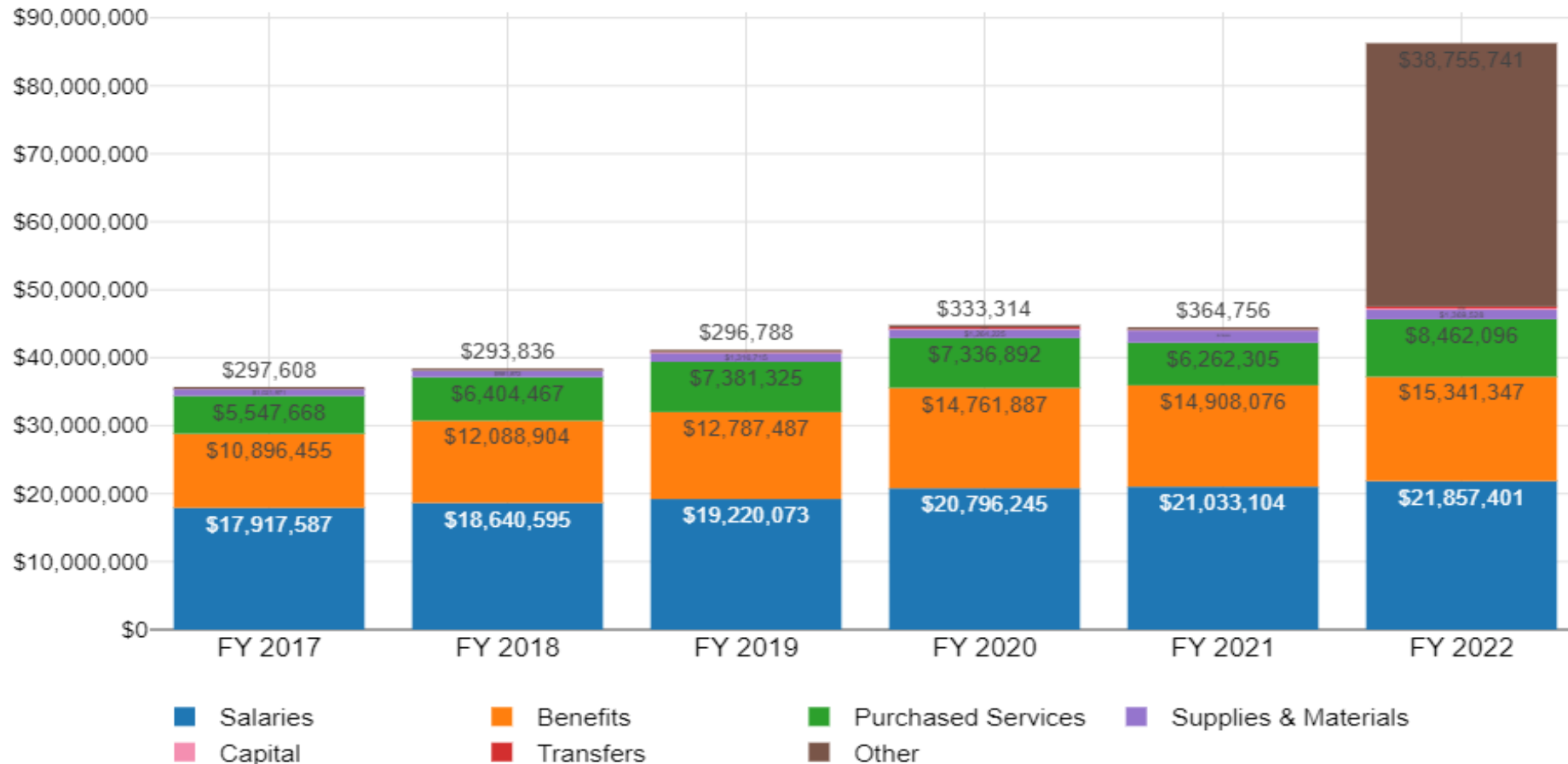
GENERAL FUND RESOURCES

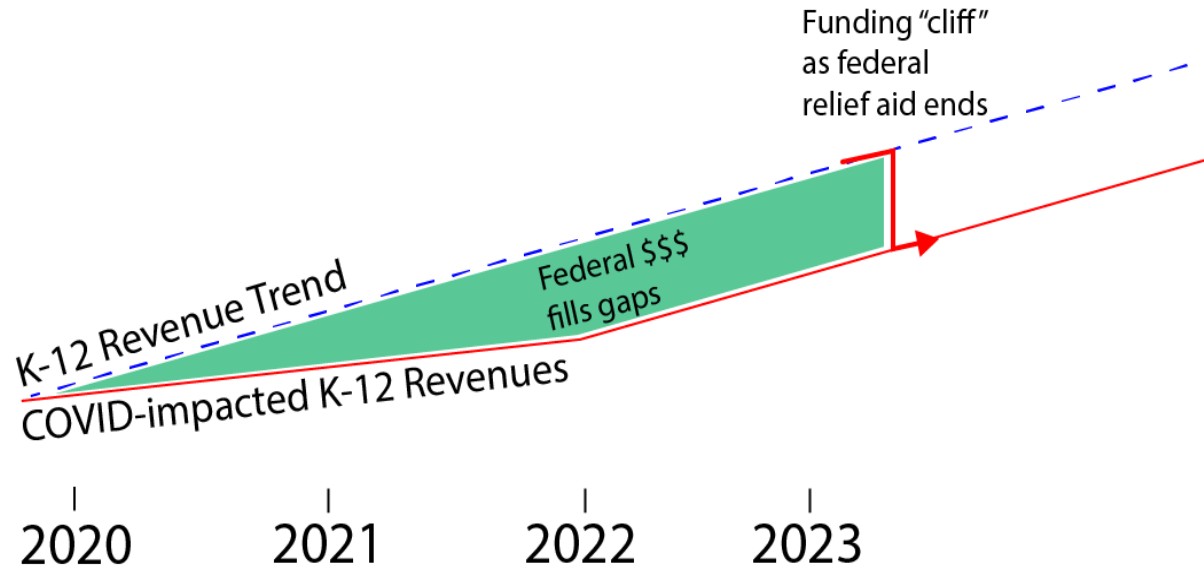
Historical Revenues by Source (General Funds)



GENERAL FUND EXPENDITURE HISTORY

Historical Expenses by Object (General Funds)





A Funding Cliff Looms





General Fund
\$\$\$\$

Other Grant Sources
\$\$\$\$

ESSER
(federal)
\$\$\$\$

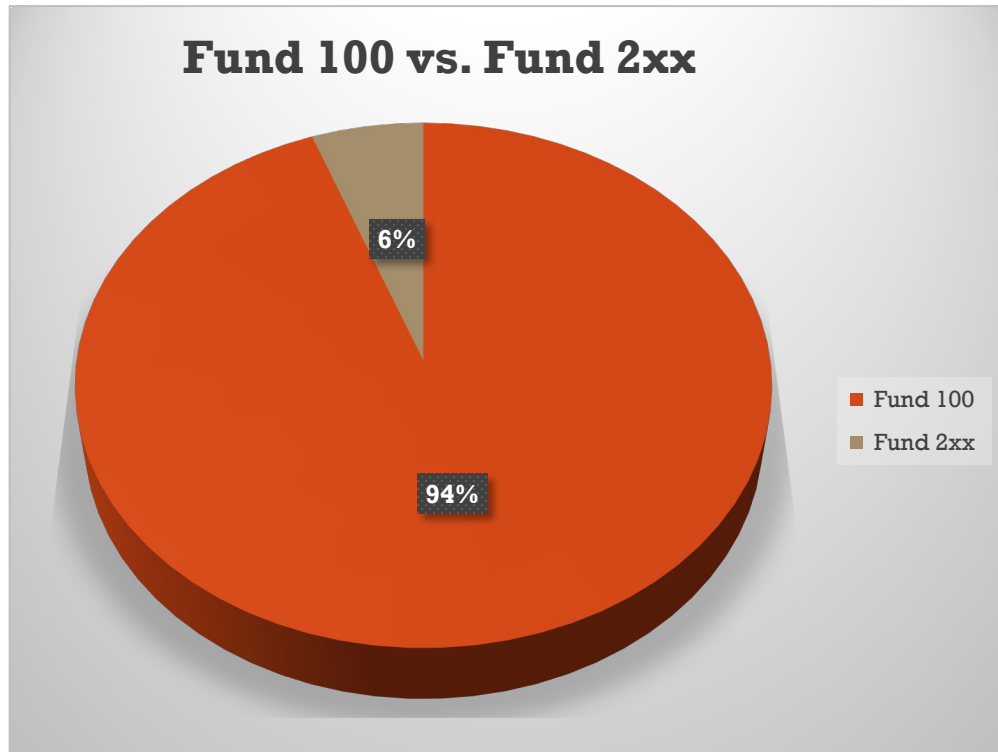
Student Investment Account
\$\$\$\$

Measure 98
\$\$\$\$

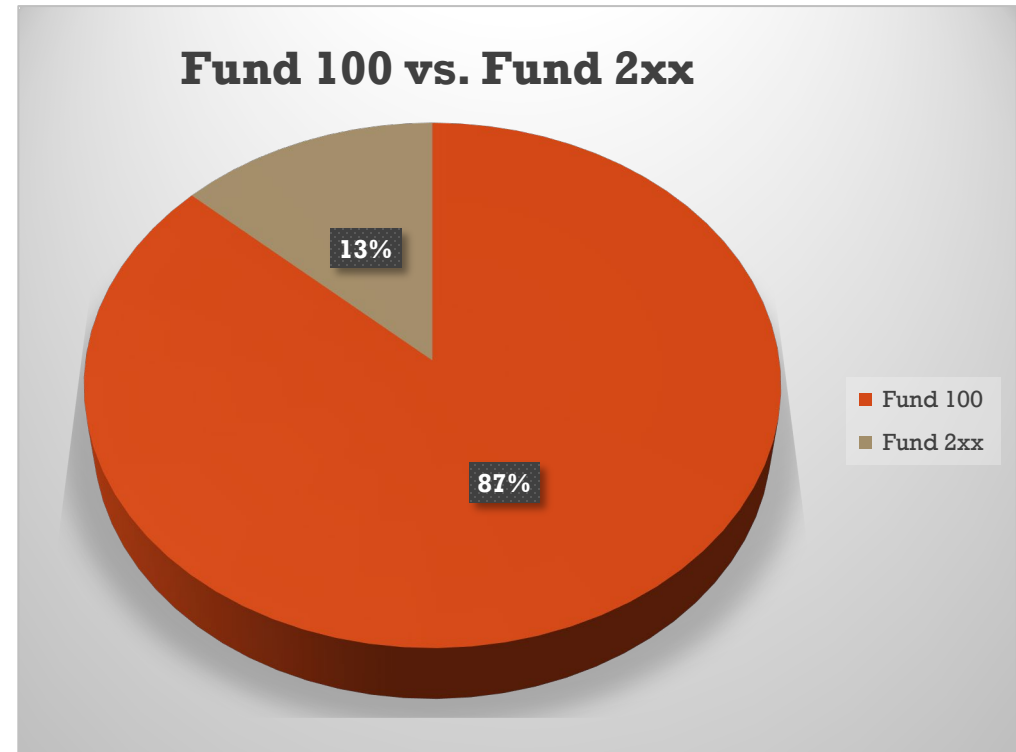
Oregon's K-12 Funding Solar System

RESOURCES BY FUND

2019-20 Revenue by Fund



2022-23 Revenue by Fund



FUND	FUND NAME	PRINCIPAL REVENUE SOURCES	PURPOSE OF FUND
100	GENERAL OPERATING FUND	STATE SCHOOL SUPPORT FUND FORMULA WHICH INCLUDES REVENUE FROM INCOME TAXES, PROPERTY TAXES, COMMON SCHOOL FUND, COUNTY SCHOOL FUND, STATE TIMBER AND FEDERAL FOREST FEES. ESSER FUNDS INCLUDED HERE.	PRIMARY OPERATIONS AND ACCOUNTING FOR ALL REVENUES AND EXPENDITURES EXCEPT THOSE REQUIRED TO BE ACCOUNTED FOR IN ANOTHER FUND
200	SPECIAL REVENUE FUNDS	PARENT/ROLL-UP FOR SPECIFIC SPECIAL REVENUE FUNDS BELOW	SPECIFIC REVENUE SOURCES THAT ARE RESTRICTED TO EXPENDITURES FOR SPECIFIC PURPOSES
201	FEDERAL GRANT FUNDS <i>(Formerly Fund 200)</i>	FEDERAL GRANTS: TITLE I(A), ESEA TITLE II(A), ESEA TITLE III, ESEA TITLE IVA IDEA	IMPROVING BASIC PROGRAMS PREPARING, TRAINING AND RECRUITING HIGH QUALITY TEACHERS AND PRINCIPALS LANGUAGE INSTRUCTION FOR LIMITED ENGLISH PROFICIENT AND IMMIGRANT STUDENTS IMPROVING STUDENTS' ACADEMIC ACHIEVEMENT PROVIDING EDUCATION FOR CHILDREN WITH DISABILITIES
230	TRANSPORTATION EQUIPMENT	STATE SCHOOL SUPPORT FUND FORMULA REIMBURSEMENT FOR DEPRECIATION OF TRANSPORTATION VEHICLES	REPLACEMENT OF TRANSPORTATION VEHICLES
250	STATE, LOCAL & OTHER	STATE GRANTS:	(FORMERLY IN FUND 200)
251	STUDENT INVESTMENT ACCOUNT	SIA FUNDS - NEW FOR 2020-21 - PART OF STUDENT SUCCESS ACT; STATE RESOURCE	TO MEET STUDENTS' BEHAVIORAL OR MENTAL NEEDS, AND TO INCREASE ACADEMIC ACHIEVEMENT FOR STUDENTS
252	MEASURE 98 - HIGH SCHOOL SUCCESS	STATE RESOURCE AS A RESULT OF MEASURE 98	HIGH SCHOOL SUCCESS FUNDS (FORMERLY IN FUND 200 ABOVE)
253	PRESCHOOL PROMISE	STATE RESOURCE	(FORMERLY IN FUND 200)
254	CTE	CTE FUNDS (CAREER PATHWAYS) CTE REVITALIZATION	CAREER & TECHNICAL EDUCATION GRANTS (FORMERLY IN FUND 200) CAREER & TECHNICAL EDUCATION GRANTS
259	MISC STATE, LOCAL & OTHER GRANTS	MISC STATE, LOCAL & OTHER MATERIAL GRANTS: TAP GRANTS PHYSICAL EDUCATION GRANT (PEEK-8) YOUTH TRANSITION PROGRAM (YTP GRANT) NEW EDUCATOR MENTOR GRANT EIS - EARLY INDICATOR & INTERVENTION K-8 SUMMER ENRICHMENT & HS CREDIT RECOVERY REENGAGEMENT OPPORTUNITY GRANT	(FORMERLY IN FUND 200) TECHNICAL ASSISTANCE PROGRAM GRANTS SUPPORTS P.E. AT VARIOUS ELEMENTARY SCHOOLS SUPPORTS SPECIAL EDUCATION STUDENTS IN TRANSITION FROM SHS TO ADULT WORLD FOCUSED SUPPORT FOR 1ST/2ND YEAR TEACHERS & ADMINISTRATORS ASSISTS SCHOOL DISTRICTS IN IMPLEMENTATION OF EIS, WHICHS HELPS ALIGN SCHOOL, DISTRICT, AND COMMUNITY SYSTEMS TO HELP STUDENTS STAY ON TRACK TO GRADUATE SUMMER SCHOOL ROG PROGRAMS SERVE LOCAL COMMUNITIES TO RECONNECT YOUTH BACK TO THEIR EDUCATION, FOCUSED ON COMPLETING THEIR HIGH SCHOOL DIPLOMA OR GED

6.b. Supplementary Financial Information

Attachments: (5)



[Enrollment - 4.1.2022](#)



[General Fund Financial Stmt - March, 2022](#)



[2020-21 Audited Financial Statement](#)



[2020-21 Revenue & Expense Summary](#)




[Moody's Credit Opinion Update for SFSD - 3.16.2022](#)

Links:


[Program Budgeting and Accounting Manual](#)

**ADDITIONAL
INFORMATION
(POSTED ON BOARDBOOK)**



SPECIAL REVENUE FUNDS

Leslie Roache – Director of Teaching & Learning



10% LOSS OF ENROLLMENT (400+ STUDENTS)

	KG	1st	2nd	3rd	4th	5th	6th	7th	8th	CURRENT TOTAL	6/18/21 Total	CURRENT VS. JUNE 2021	6/18/20 Total	CURRENT VS. JUNE 2020	% CHG
BETHANY	15	15	15	16	13	15	8	16	12	125	133	(8)	132	(7)	-5.3%
BUTTE CREEK	27	36	23	32	49	24	27	39	26	283	233	50	287	(4)	-1.4%
CENTRAL HOWELL	20	17	17	17	20	15	15	16	14	151	123	28	181	(30)	-16.6%
COMMUNITY ROOTS	16	13	19	7	14	11	7	8	3	98	117	(19)	128	(30)	-23.4%
EVERGREEN	6	7	9	7	10	11	7	12	10	79	78	1	81	(2)	-2.5%
MARK TWAIN	39	40	59	41	40	40				259	305	(46)	349	(90)	-25.8%
PRATUM		9	6	8	10	8	7	9	9	68	64	2	72	(5)	-8.3%
ROBERT FROST	55	52	65	55	64	53				344	345	(1)	406	(62)	-15.3%
SCOTTS MILLS	13	17	18	26	18	11	11	14	15	143	133	10	169	(26)	-15.4%
SILVER CREST	10	16	11	10	17	21	10	11	13	119	114	5	145	(26)	-17.9%
SILVERTON MIDDLE							146	140	167	453	487	(34)	499	(46)	-9.2%
VICTOR POINT	15	25	22	24	19	27	19	24	21	196	176	20	205	(9)	-4.4%
SILVERTON HIGH						9th	10th	11th	12th	1,197	1,255	(58)	1,286	(89)	-6.9%
						314	304	282	297						
CURRENT TOTALS	216	247	264	243	274	236	257	289	290	3,513	3,563	(50)	3,940	(427)	-10.8%
JUNE 2020 TOTALS	267	264	288	275	279	313	308	337	323						
DIFFERENCE	-51	-17	-24	-32	-5	-77	-51	-48	-33						
% DIFFERENCE	-19.1%	-6.4%	-8.3%	-11.6%	-1.8%	-24.6%	-16.6%	-14.2%	-10.2%						



INVESTMENTS IN STANDARDIZATION



- Physical Education
- K-8 Music teachers
 - 3 teachers to be shared at all K-8 schools
- Technology





SPECIAL FUNDING SOURCES

- Creative use of our special funding sources to meet our students' and communities needs.
- Community and school engagement and feedback.¹⁵⁸
- Recognizing and honoring the unique needs throughout our district in order to support students.



NOW..... ON TO THE PROPOSED BUDGET DOCUMENT



Jonathan Edmonds, Chair
Jennifer Traeger, Vice Chair
Janet Allanach
Tom Buchholz
Aaron Koch
Lori McLaughlin
Owen Von Flue

SILVER FALLS SCHOOL DISTRICT 4J

Budget Committee Meeting

Scott Drue, Superintendent
Dan Busch, Assistant Supt.
Dana Pedersen Spec. Svcs. Dir.
Leslie Roache, Teaching &
Learning Director
Steve Nielsen, Director of Finance
and Operations

Thursday, April 28, 2022

7:00 PM

MINUTES

Board Chair Jonathan Edmonds called the meeting to order at 7:00 p.m. and noted attendance. Budget Committee members present were Janet Allanach, Tom Buchholz, Blinn Carstensen, Jonathan Edmonds, Aaron Koch, Wally Lierman, Stephanie Mantie, Matt Plummer, Astrid Potter (remotely), Jennifer Traeger and Robin Welch. Also present were Scott Drue, Superintendent; Leslie Roache, Director of Teaching and Learning; Steve Nielsen, Director of Finance and Operations; and Debbie Valoff, Board Secretary. Matthew Gaitan, Lori McLaughlin and Owen VonFlue were not present.

Board Chair Edmonds asked if everyone had a chance to review the budget committee procedural rules and if there were any questions. There were none. He then asked for a nomination for Budget Committee chair. Matt Plummer offered to take on the role due to his experience. Jennifer Traeger moved to nominate Matt Plummer for Budget Committee chair. Robin Welch seconded. The motion passed unanimously.

Jonathan Edmonds then passed the “gavel” over to Matt Plummer.

Chair Plummer then asked for a nomination for Budget Committee Vice-Chair. Janet Allanach moved to nominate Jennifer Traeger for Budget Committee vice-chair. Stephane Mantie moved to nominate Wally Lierman for Budget Committee vice-chair. Jennifer Traeger pulled her name from the nomination. Tom Buchholz seconded Stephanie Mantie’s motion. The motion passed unanimously.

Superintendent's Budget Message – Superintendent Drue read the Superintendent’s Budget Message for the fiscal year 2022-23. (document attached to Boardbook) He discussed the decline in enrollment and that it directly impacts our funding. He shared that the district is committed to ensuring that all students in Silver Falls School District will receive the opportunity and support they need in order to make up for the learning gaps experience during the Pandemic. He then went on to explain while the 2022-23 budget is balanced, it also relies on the one-time ESSR funds that will be expended by June 30, 2023. Although there are other funding sources and grants, that will be explained later in the meeting, further tightening will be required once we budget for the 2023-2024 school year. He reported that the Long Range Facilities Planning committee completed their work and as part of that came the K-8 listening sessions and the detailed report coming from that work explaining what the K-8 communities want for the future of their schools. He added that Mark Twain, Robert Frost, Silverton Middle School, and Silverton High School will also have a chance to share their thoughts about the future of their school communities. He then shared that he hopes to place a bond measure on the 2023 ballot, pending discussion and Board approval. A bond is necessary to address the significant facilities repairs, upgrades, and replacements.

Presentation of 2022-23 Proposed District Budget – Steve Nielsen, Director of Finance and Operations reviewed his budget presentation. (document attached to Boardbook) He discussed the budget timeline, coffee hour opportunities which is a time for budget committee members and the public to ask questions

regarding the budget. He reviewed the budgeting goals and objectives which includes budgeting to the district's strategic plan, to align current resources and requirements so we don't use our reserves, which has been difficult the past two years. Also to make sure our budget is sustainable. He moved on to explain the budget assumptions, general fund bottom line, ending fund balance history, fund balance analysis, enrollment, general fund resources, and expenditure history.

Leslie Roache, Director of Teaching and Learning, reviewed the next portion of the presentation including; the loss of enrollment and how the district has been able to not post and refill some positions that have opened up over the past two years. She then discussed examples of how the district is using special funding sources to invest in standardization across the district

Steve Nielsen then gave a quick review of the budget document. He explained that when comparing line items for the past three years, there will be noticeable differences due to the last two years of the pandemic. An example he gave was transportation for 2021-22. The district was learning remotely so the transportation cost would be much different than the year prior. He encouraged the budget committee to attend the coffee hours if anyone wanted to dig a little deeper into the document.

Public Comment – None

Questions and Discussion – The committee asked for staffing numbers pre-Covid compared to now. There was discussion about maintenance costs. Steve Nielsen added that he would provide a list of deferred maintenance by school including projects that have been completed. The committee requested a budget breakdown by school. The committee asked why there was such a noticeable shift between function 1220 and 1250 compared to past years. Steve Nielsen explained that this is a special education fund. Function 1220 is for more restrictive programs whereas 1250 is for less restrictive programs. It was discovered that special education staffing was not being entered into the correct functions. The committee asked if attrition is enough to get the general fund to the target of 10% ending fund balance by June 30, 2023. Steve Nielsen answered that it is not enough, but certainly helps, more adjustments will still need to be made. He added that perhaps the finance workgroup may need to discuss updating this policy and recommend changing the target to 8%, much like other districts. The committee asked about state funding and if there is a hold-harmless provision. Steve Nielsen explained that the current year's funding is based on the current year enrollment or the prior year whichever is highest. There is a hold harmless provision to give declining enrollment districts a year to adjust, which helped us last year. He added that our district did not benefit as much as others in terms of ESSR funding allocation.

Establish dates and times for subsequent meetings – Chair Plummer reminded the committee that the next meeting will be on May 19th in addition to the coffee hours on May 10th and 11th. He then suggested that the next budget committee meeting be shared through Parent Square for anyone who is not aware of the meeting.

No further business was brought before the Board and the meeting adjourned at 8:34 p.m.



Butte Creek School - Grades K-8

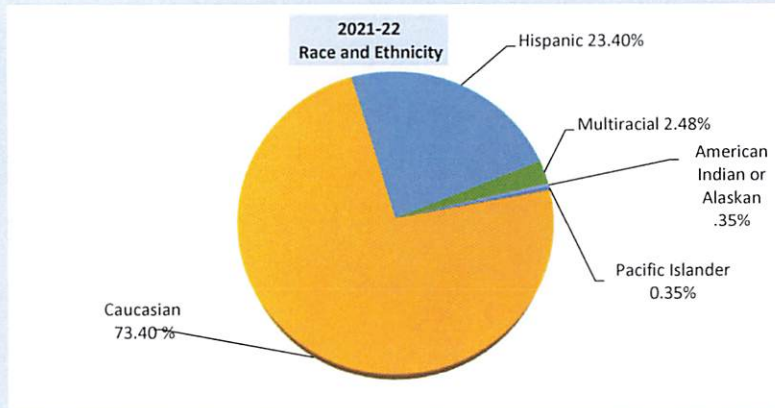
37569 S Hwy 213
 Mt. Angel, Oregon 97362
 Principal: Kevin Palmer

Enrollment History and Projections

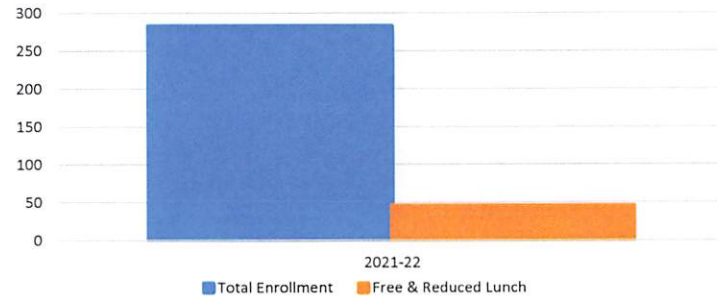
Actual 2019-20	Actual 2020-21	Actual 2021-22	Projected 2022-23
290	230	282	295

	2019-20	2020-21	2021-22
Students with Disabilities	12%	11%	12%
English Language Learners	12%	13%	12%
Talented and Gifted	2%	3%	1%

Demographic Information



2021-22 Free & Reduced Lunch (vs. Total Enrollment)



DISTRICT SPECIAL EDUCATION PROGRAMS:
 Structured Learning Program (SLP)

* Butte Creek is a Title 1-A School



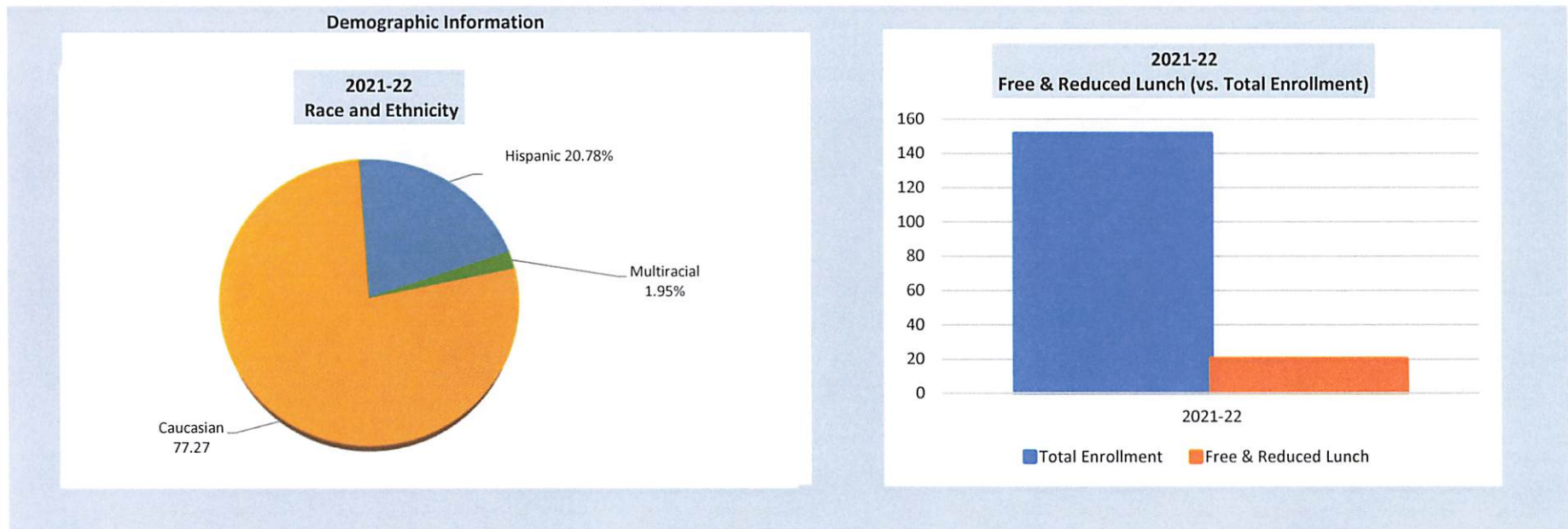
Central Howell - Grades K-8

8832 Silverton Rd. NE
 Silverton, Oregon 97381
 Principal: Lesley Carsley

Enrollment History and Projections

Actual 2019-20	Actual 2020-21	Actual 2021-22	Projected 2022-23
182	124	151	150

	2019-20	2020-21	2021-22
Students with Disabilities	10%	11%	11%
English Language Learners	4%	6%	6%
Talented and Gifted	2%	2%	3%





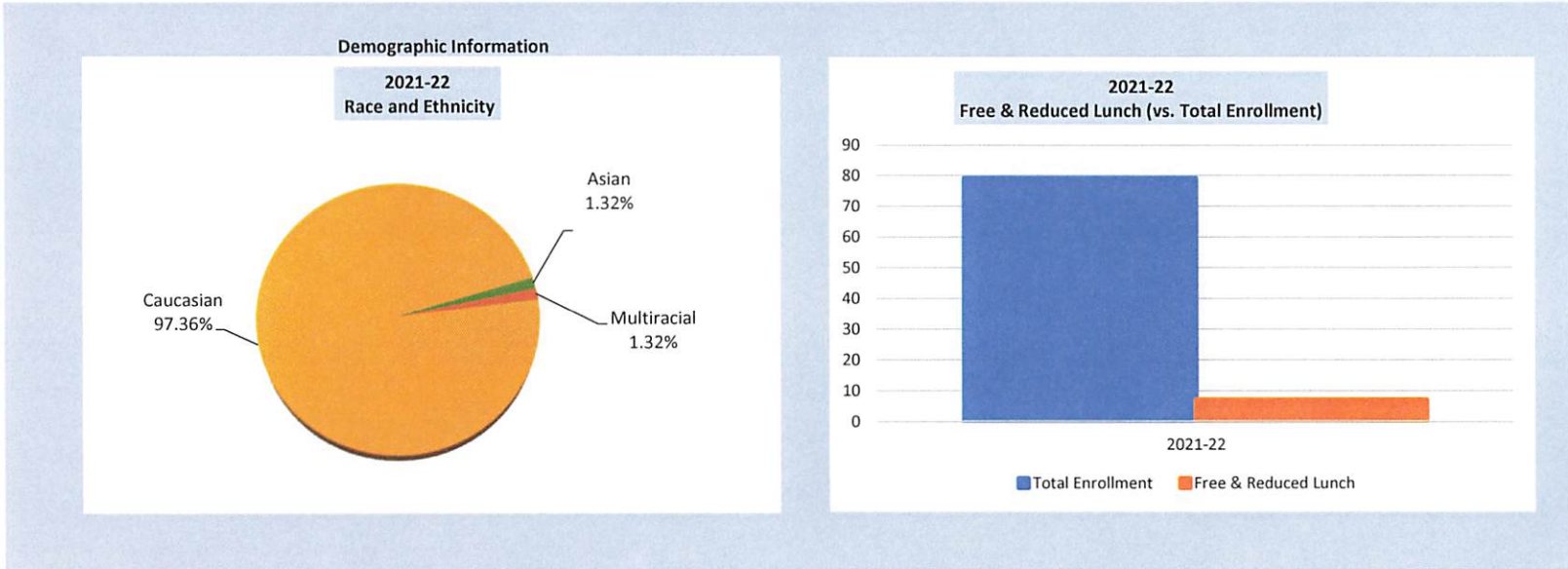
Evergreen School - Grade K-8

3727 Cascade Hwy NE
 Silverton, Oregon 97381
 Principal: Jamie McCarty

Enrollment History and Projections

Actual 2019-20	Actual 2020-21	Actual 2021-22	Projected 2022-23
81	77	79	75

	2019-20	2020-21	2021-22
Students with Disabilities	10%	10%	12%
English Language Learners	0%	0%	0%
Talented and Gifted	4%	3%	3%





Mark Twain Elementary

Grades K-5

425 N. Church St.

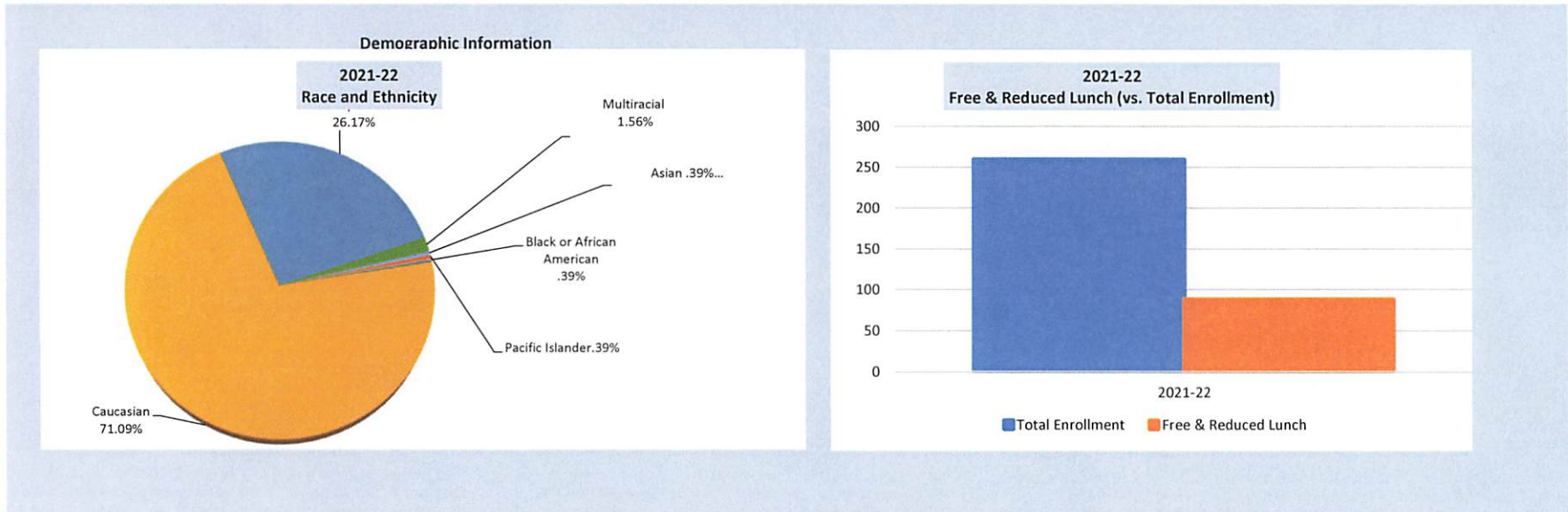
Silverton, Oregon 97381

Principal: Katie Beckett

Enrollment History and Projections

Actual 2019-20	Actual 2020-21	Actual 2021-22	Projected 2022-23
344	303	259	275
K-3	K-3	K-5	K-5

	2019-20	2020-21	2021-22
Students with Disabilities	10%	10%	8%
English Language Learners	10%	12%	15%
Talented and Gifted	0%	0%	1%
	K-3	K-3	K-5



* Mark Twain is a Title 1-A School



Pratum School - Grades 1-8

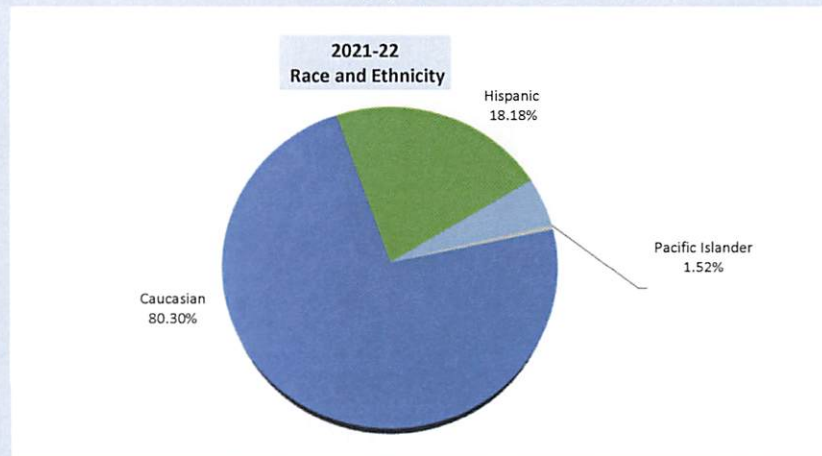
8995 Sunnyview Rd. NE
 Salem, Oregon 97303
 Principal: Jamie McCarty

Enrollment History and Projections

Actual 2019-20	Actual 2020-21	Actual 2021-22	Projected 2022-23
72	61	66	70

	2019-20	2020-21	2021-22
Students with Disabilities	14%	8%	6%
English Language Learners	3%	3%	5%
Talented and Gifted	4%	3%	1%

Demographic Information





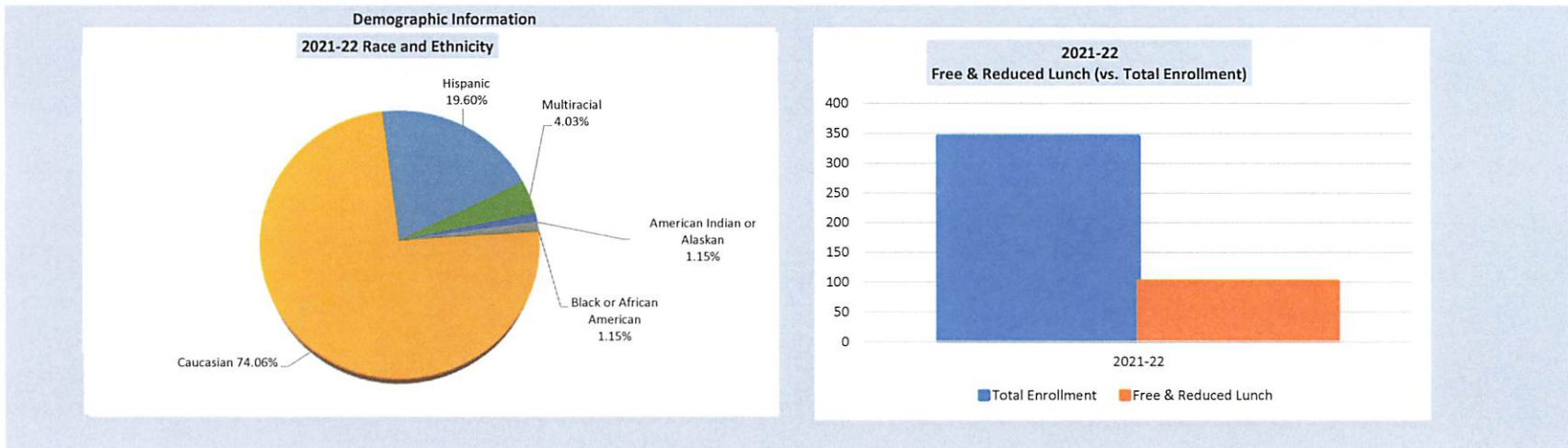
Robert Frost Elementary Grades K-5

201 Westfield Street
Silverton, Oregon 97381
Principal: Holly Shotts (Interim)

Enrollment History and Projections

Actual 2019-20	Actual 2020-21	Actual 2021-22	Projected 2022-23
407	349	344	355
3-5	3-5	K-5	K-5

	2019-20	2020-21	2021-22
Students with Disabilities	20%	23%	13%
English Language Learners	6%	8%	10%
Talented and Gifted	3%	2%	1%
	3-5	3-5	K-5



DISTRICT SPECIAL EDUCATION PROGRAMS:
Structured Learning Program (SLP), Basic Skills Classroom (BSC),
Functional Skills Classroom (FSC)

*Robert Frost is a Title 1-A School



Scotts Mills School- Grades K-8

805 First Street
 Scotts Mills, Oregon 97375
 Principal: Kirstin Jorgenson

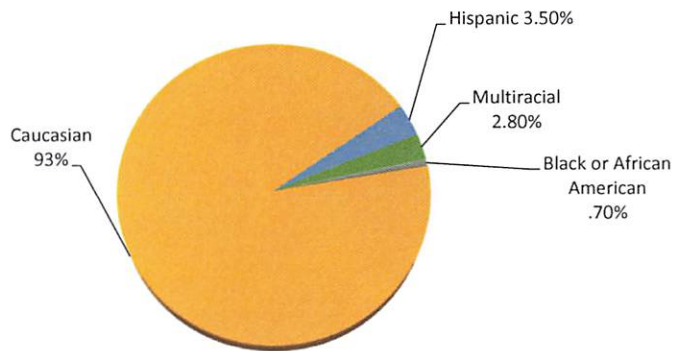
Enrollment History and Projections

Actual 2019-20	Actual 2020-21	Actual 2021-22	Projected 2022-23
166	128	144	165

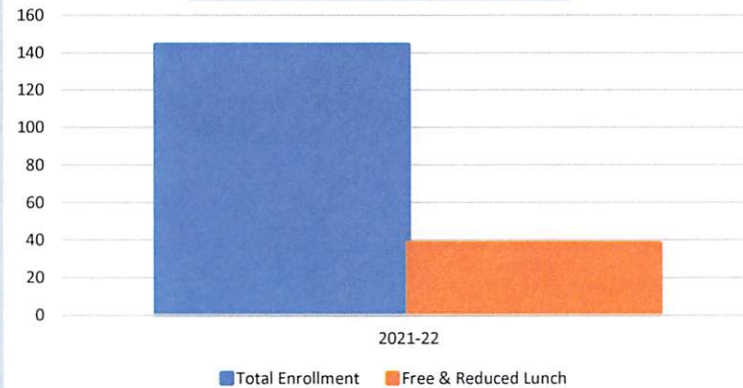
	2019-20	2020-21	2021-22
Students with Disabilities	13%	17%	18%
English Language Learners	1%	1%	1%
Talented and Gifted	5%	6%	5%

Demographic Information

2021-22 Race and Ethnicity



2021-22 Free & Reduced Lunch (vs. Total Enrollment)





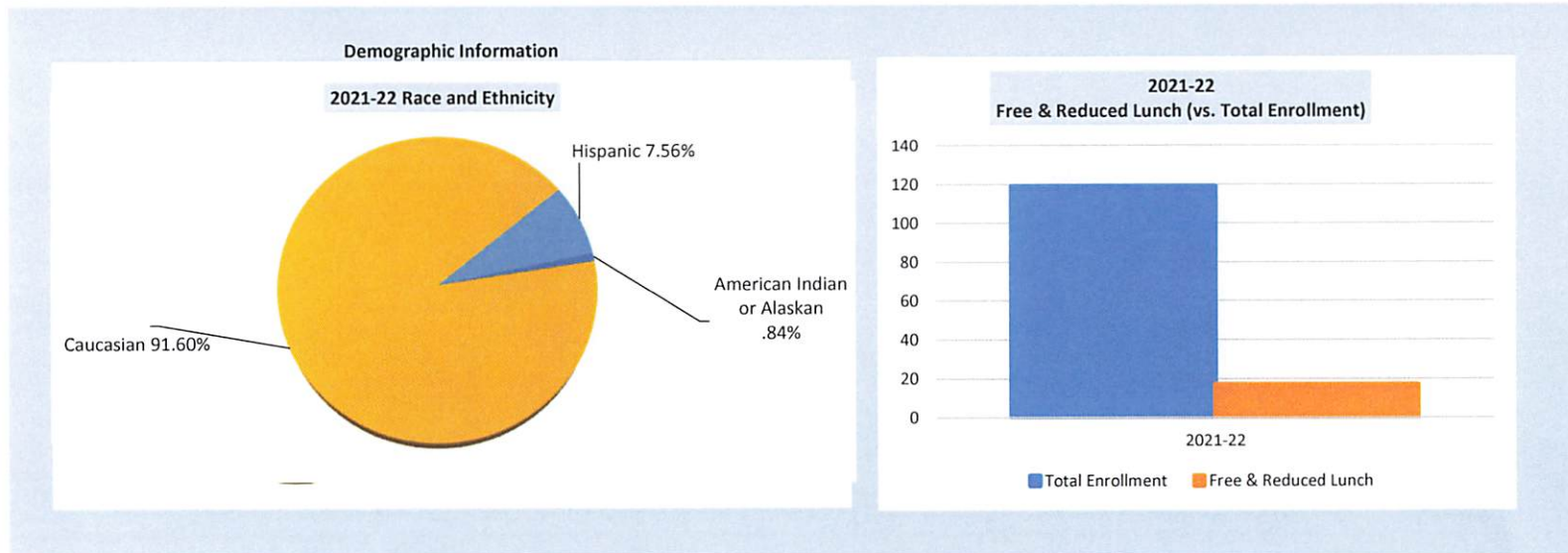
Silver Crest School - Grades K-8

365 Loar Rd. SE
 Silverton, Oregon 97381
 Principal: Melissa Linder

Enrollment History and Projections

Actual 2019-20	Actual 2020-21	Actual 2021-22	Projected 2022-23
145	113	119	130

	2019-20	2020-21	2021-22
Students with Disabilities	17%	23%	18%
English Language Learners	3%	1%	1%
Talented and Gifted	1%	1%	1%





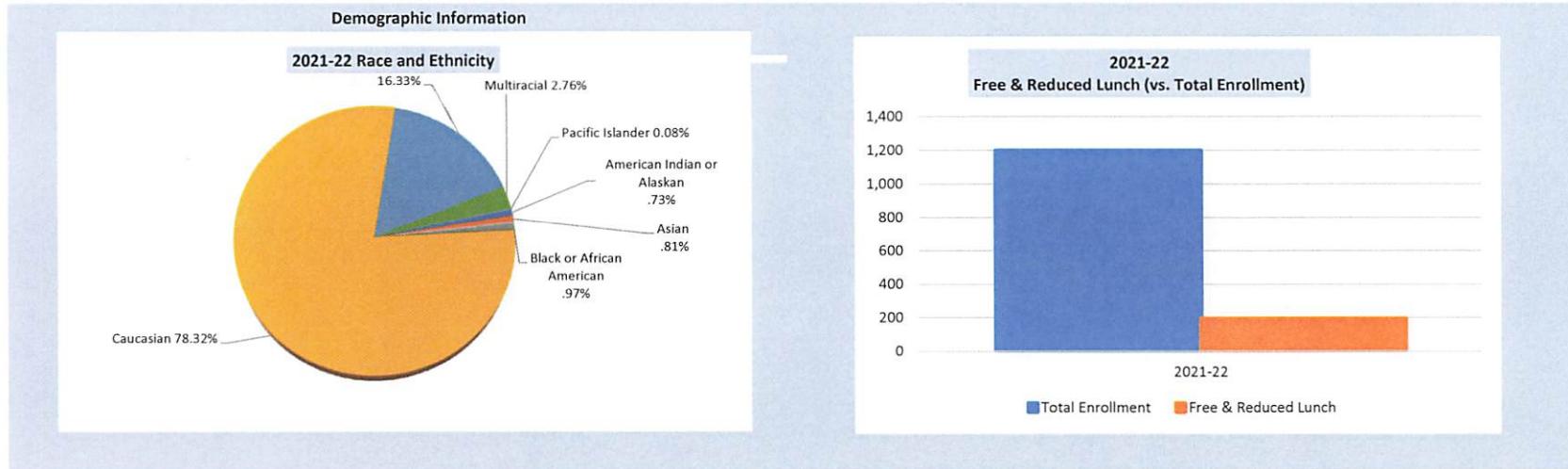
Silverton High School - Grades 9-12

1456 Pine Street
 Silverton, Oregon 97381
 Principal: Sione Thompson

Enrollment History and Projections

Actual 2019-20	Actual 2020-21	Actual 2021-22	Projected 2022-23
1,287	1,272	1,197	1,250

	2019-20	2020-21	2021-22
Students with Disabilities	15%	16%	15%
English Language Learners	1%	1%	1%
Talented and Gifted	9%	9%	11%



DISTRICT SPECIAL EDUCATION PROGRAMS:
 Structured Learning Program (SLP)
 Basic Skills Classroom (BSC)
 Youth Transition Program (YTP)



Silverton Middle School - Grades 6-8

714 Schlador Street
 Silverton, Oregon 97381
 Principal: Brett Davisson

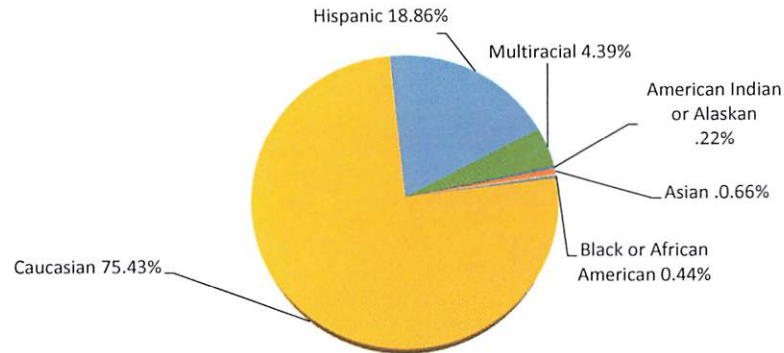
Enrollment History and Projections

Actual 2019-20	Actual 2020-21	Actual 2021-22	Projected 2022-23
496	484	456	420

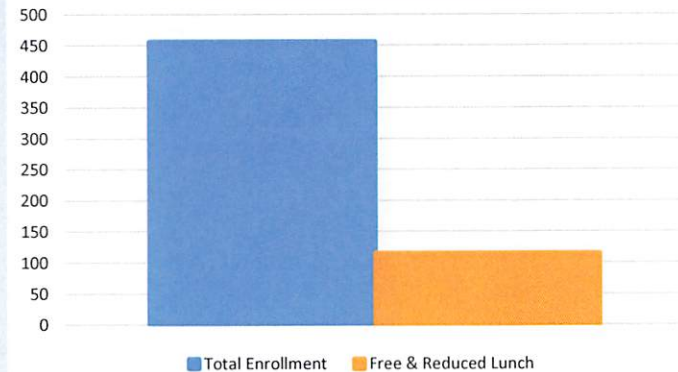
	2019-20	2020-21	2021-22
Students with Disabilities	16%	17%	19%
English Language Learners	2%	2%	4%
Talented and Gifted	4%	3%	4%

Demographic Information

2021-22 Race and Ethnicity



2021-22
Free & Reduced Lunch (vs. Total Enrollment)



DISTRICT SPECIAL EDUCATION PROGRAMS:
 Structured Learning Program (SLP), Basic Skills Classroom (BSC),
 Functional Skills Classroom (FSC)

* Silverton Middle School is a Title-1A School



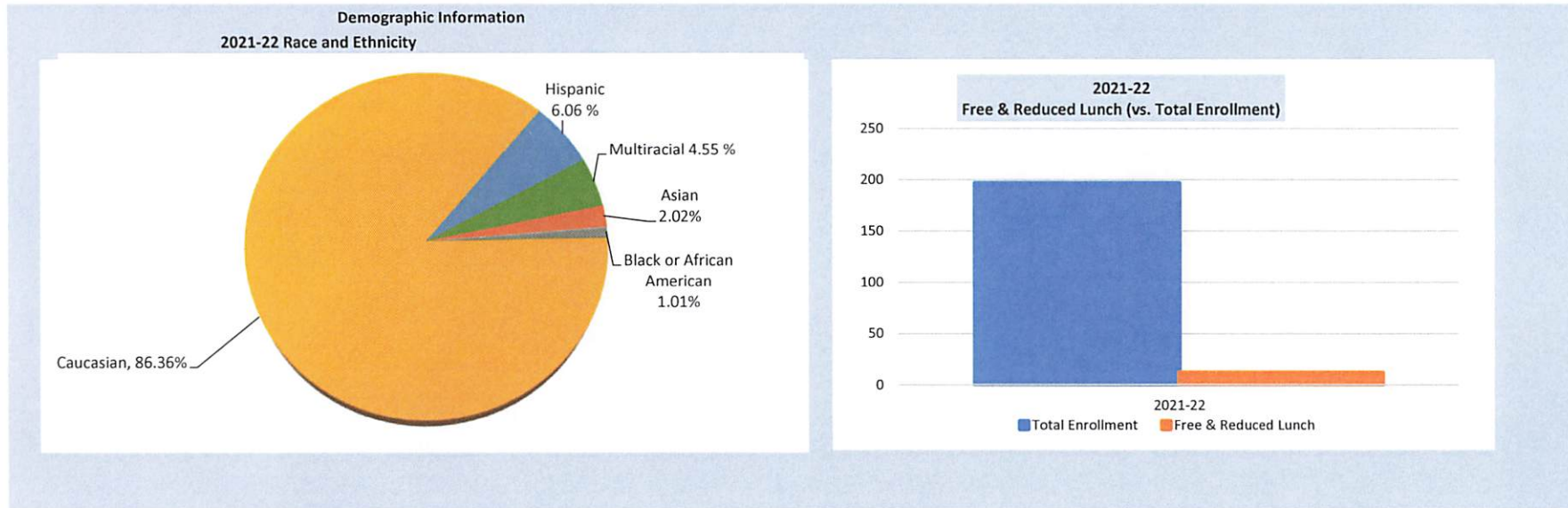
Victor Point School - Grades K-8

1175 Victor Point Rd. SE
 Silverton, Oregon 97381
 Principal: Jamie McCarty

Enrollment History and Projections

Actual 2019-20	Actual 2020-21	Actual 2021-22	Projected 2022-23
207	176	196	215

	2019-20	2020-21	2021-22
Students with Disabilities	12%	12%	9%
English Language Learners	3%	3%	4%
Talented and Gifted	1%	1%	1%



SILVER FALLS SCHOOL DISTRICT 4J
GENERAL FUND FACILITIES/MAINTENANCE BUDGET BY SCHOOL
2022-23 BUDGET

School -----> Square Footage ----->	Butte Creek	C. Howell	Evergreen	Mark Twain	Pratum	Robert Frost	Scotts Mills	Silver Crest	Victor Point	Silverton MS	Silverton HS	Totals
	36,260	19,600	8,800	43,720	11,085	53,104	25,256	24,788	26,017	80,698	262,200	591,528
Type of Expenditure												
Electricity (325)	\$ 35,000	\$ 8,800	\$ 3,950	\$ 17,300	\$ 3,300	\$ 39,600	\$ 15,900	\$ 14,500	\$ 21,500	\$ 54,500	\$ 194,000	\$ 408,350
Fuel (326)	9,950	12,500	2,250	19,000	4,900	16,000	6,300	9,800	6,300	21,500	66,000	174,500
Water/Sewer (327)	2,185	-	-	10,700	-	14,500	1,700	-	-	15,000	24,000	68,085
Garbage (328)	3,500	4,600	1,650	8,200	1,900	6,500	3,300	1,900	3,300	12,300	21,800	68,950
Total Utilities	\$ 50,635	\$ 25,900	\$ 7,850	\$ 55,200	\$ 10,100	\$ 76,600	\$ 27,200	\$ 26,200	\$ 31,100	\$ 103,300	\$ 305,800	\$ 719,885
Other Ongoing Maintenance												
Custodial Services (SFSD employees)	\$ 111,258	\$ 81,035	\$ 20,068	\$ 154,388	\$ 20,068	\$ 143,317	\$ 71,348	\$ 80,926	\$ 79,567	\$ 191,710	\$ 557,134	\$ 1,510,819
Security Alarm Monitoring 2540 (329)	9,215	655	1,560	1,725	725	605	4,830	655	742	829	10,457	31,998
Water Testing/Back Flow 2546 (329)	910	550	640	580	760	110	1,565	890	550	1,280	1,800	9,635
Other Maintenance costs (322) - not incl projects below	1,350	-	1,700	3,795	-	2,760	450	1,085	450	5,083	24,974	41,647
Total Other	\$ 122,733	\$ 82,240	\$ 23,968	\$ 160,488	\$ 21,553	\$ 146,792	\$ 78,193	\$ 83,556	\$ 81,309	\$ 198,902	\$ 594,365	\$ 1,594,099
Total Utilities & Annual Maintenance Costs	\$ 173,368	\$ 108,140	\$ 31,818	\$ 215,688	\$ 31,653	\$ 223,392	\$ 105,393	\$ 109,756	\$ 112,409	\$ 302,202	\$ 900,165	\$ 2,313,984
<i>Cost per square foot</i>	<i>\$4.78</i>	<i>\$5.52</i>	<i>\$3.62</i>	<i>\$4.93</i>	<i>\$2.86</i>	<i>\$4.21</i>	<i>\$4.17</i>	<i>\$4.43</i>	<i>\$4.32</i>	<i>\$3.74</i>	<i>\$3.43</i>	<i>\$3.91</i>
Current Enrollment as of 5/1/2022	283	151	79	259	66	349	144	119	200	456	1,202	3,308
<i>Cost per Student</i>	<i>\$613</i>	<i>\$716</i>	<i>\$403</i>	<i>\$833</i>	<i>\$480</i>	<i>\$640</i>	<i>\$732</i>	<i>\$922</i>	<i>\$562</i>	<i>\$663</i>	<i>\$749</i>	<i>\$700</i>
2022-23 Budgeted Maintenance Projects	\$ 28,000	\$ 7,300	\$ 9,800	\$ 39,000	\$ -	\$ 59,200	\$ 42,000	\$ 52,400	\$ -	\$ 200,000	\$ 703,000	\$ 1,140,700
General Fund Grand Total Maintenance/Projects	\$ 201,368	\$ 115,440	\$ 41,618	\$ 254,688	\$ 31,653	\$ 282,592	\$ 147,393	\$ 162,156	\$ 112,409	\$ 502,202	\$ 1,603,165	\$ 3,454,684

Specific To Building Listed Below: 2022-23 budgeted projects; **Projects completed between from 2016 through April, 2022 (not all inclusive; most material projects are captured)**

Butte Creek: Enclose SE end of covered playshed; Seismic rehabilitation (\$1.5M+ Smr 2017); significant storm drain repairs, added perimeter fencing, replaced failing door assemblies in gym and middle school, strategic siding of middle school wing; new sound panels, added gravel, regraded and compacted parking lot, new playground equipment (community funded & organized)

Central Howell: Replace floor tile in Kinder room; Seismic grant application currently under consideration by the state (\$2.5M) to renovate the gymnasium; Strategic siding & window replacement, painted main building, replaced roof system on gymnasium, replaced swing set, replaced restroom fixtures and partitions

Evergreen: Replace windows that do not open; Installed perimeter fencing, significant storm drain repair, replaced roof, replaced swing sets

Mark Twain: Patch bus lane; may replace carpeting in north corridor if funding allows; Seismic rehabilitation (\$1.5M Smr 2019); new covered play area w/ ADA accessible pathway, restroom modifications incl ADA, major storm drain system repair/replacement, classroom painting (summer 2021), replaced south corridor carpeting, strategic siding replacement

Pratum: No planned maintenance projects this year; Added fencing around play fields, replaced swing sets, strategic siding replacement & main building painting, gymnasium improvements & septic system modifications (community funded), added gravel to parking lot, regraded and compacted, replaced and enlarged water arsenic filtration system

Robert Frost: Install floor tile in Library for lunch service, replace boiler exhaust system, install 8.5 foot basketball backboards on playground; Seismic rehabilitation of covered play area (state grant), replaced siding and windows on modular classroom, replaced carpet in corridors, classroom painting (summer 2021)

Scotts Mills: Strategic siding and window replacement; Seismic rehabilitation (\$1.0M state grant, smr 2016); replaced swing set, strategic siding & window replacement, replaced heat pumps in two classrooms

Silver Crest: Pave front parking area, including ADA parking, per Marion County requirements; Strategic siding replacement, new staff room

Victor Point: Repipe irrigation supply system line; Seismic rehabilitation (\$1.2M state grant, smr 2017), covered play structure/storage (district & community funded), re-roof gymnasium, added perimeter fencing

Silverton Middle School: Roof coating/repairs on James Street wing, install automatic gate and fencing (NW corner between tennis courts and building), strategic patching of parking lot areas; renovation of classroom wings for re-opening beginning 2016-17 school year (bank loan), modular additions; Schlador Street roof repairs, seismic rehabilitation of gymnasium (\$1.5M state grant - summer 2019)

Silverton High School: Seal cracks in main parking lot and seal coat, replace gym doors and hardware, purchase door locks and hardware, McGinnis Field track replacement (\$386k - funded w/ private donations); Resealed roof penetrations on CTE building, Installed parking lot annex, McGinnis Field - New turf field (community funded), bleacher improvements, new stadium lights (SB 1149 funds)

All Schools: Installed buzz-in entry/access control systems, new energy efficient lighting (SB 1149 funds), improved technology infrastructure/connectivity (wiring projects funded by federal Erate program)

EXECUTIVE SUMMARY

June 2022

The economy continues to boom. Jobs, income, spending, and production are all rising quickly. However, pessimism about the expansion is growing. First quarter GDP was negative. Inflation is at multi-decade highs, eroding household budgets. Russia's invasion of Ukraine created an oil shock and raised fears of increased conflict. A new round of pandemic-related shutdowns in China is set to exacerbate global supply chain struggles.

And yet, the U.S. economy is expected to push through. This peak in pessimism based on temporary issues will fade. Consumer spending and business investment have accelerated in recent quarters. Jobs and income will continue to grow. Inflation is set to slow due to the combination of higher interest rates, cooling of goods prices, and moderating household financial conditions. It remains an open question just how much inflation will slow.

The ultimate risk is the economy needs higher interest rates to truly wring inflation out of the system. Should that be the case, the risk of a boom/bust cycle increase. Recessions are in part psychological events, driven by what John Maynard Keynes called "animal spirits." If firms and households believe there will be a recession and start pulling back on spending and investment, it can create a self-fulfilling event.

Regardless, it is clear the economy has moved into a new phase of the cycle. The dynamics are shifting. No longer is the U.S. or Oregon in recovery mode, but in net expansion territory. The challenges, risks, and trends associated with a mid-cycle expansion are different than those faced during the initial recovery.

The 2022 personal income tax filing season has been shocking. Despite a record kicker credit being claimed, payments rose sharply. Given last year was a very strong year, today's growth stand out even further.

The surge in tax collections was not unique to Oregon, with all states that depend upon income taxes seeing collections outstrip projections. Across states, high-income tax filers have accounted for much of the growth in personal income tax revenues. A wide range of investment and business income sources are booming. However, as is usually the case, Oregon's revenue gains during the boom were relatively pronounced. Tax season payments will come in more than \$1.2 billion (70%) larger than last year. The typical state has seen around half this rate of growth.

While economic growth remains strong, the large gains in reported taxable income have more to do with taxpayer behavior than they do the underlying economy. Investment and business income are not always realized for tax purposes at the same time as they are earned in the market. Late 2021 was a great time to cash in assets, with equity prices and business valuations high, and potential federal tax increases on the horizon. As a result, income reported on tax returns grew at more than double the rate of economic measures of income.

Given that revenue growth has been driven by nonwage sources of income, most of the recent surge in payments will likely prove to be temporary. After so much income was pulled into tax years 2020 and 2021, less will be realized in the near term. This taxpayer behavior also puts Oregon's revenues at risk of the sharp declines experienced after asset market corrections in 2001 and 2007. With recessionary risks rising, profits and gains could soon turn into losses, and a smaller share of filers could be subject to the top rate.

The bottom line is that the unexpected revenue growth seen this year has left us with unprecedented balances this biennium, followed by a record kicker in 2023-25. The projected personal kicker is \$3.0 billion, which will be credited to taxpayers when they file their returns in Spring 2024. The projected corporate kicker is \$931 million, and will be retained for educational spending. Even so, if balances are not spent, net resources for the 2023-25 biennium will have increased by \$427 million relative to the March 2022 forecast.