

Board of Education Business Meeting

Tuesday, September 24, 2024 6:00 PM

D300 Central Office - Anne B Miller Boardroom, 2550 Harnish Drive, Algonquin, IL 60102

1. Call to Order

1.1. Roll Call

2. Closed Session, 6:00pm-6:30pm

2.1. Motion to go into closed session for the purpose of discussing: 1. The appointment, employment, compensation, discipline, performance, or dismissal of specific employees of the public body 2(c)(1); 2. Litigation 2(c)(11); 3. Student disciplinary cases 2(c)(9); and 4. Security procedures, school building safety and security, and the use of personnel to respond to an actual, a threatened or a reasonably potential danger to the safety of employees, students, staff, the public or public property 2(c)(8).

2.2. Motion to Suspend Closed Session

3. Reconvene in Open Session at 6:30pm

3.1. Roll Call

4. Pledge of Allegiance, Hampshire Elementary School

5. Approval of the Agenda

6. Moment of Silence

7. Recognition

7.1. Fall Academic Recognitions - Hampshire High School

8. Public Hearing: FY 2024-2025 Budget

9. **Public Participation: Members of the public, especially residents of District 300, are welcome to contribute during public participation. To do so, you must sign up electronically via a computer located in the Central Office lobby between 6:00-6:30pm, or the start of the open meeting; be 18 years old or older or have a parent/legal guardian present with you, give your full name and respectfully state your comments, and you are not permitted to mention the names of specific staff members or students. The Board will not respond in this forum but will thoughtfully consider your statements.**

10. Board Announcements

10.1. Good News

11. Superintendent Report

11.1. Summer READ300

11.2. Master Facility Plan Update

12. Board Discussion

12.1. Board Committee Reports

12.2. Board Discussion

13. Consent Items <\$35k

13.1. Approval of Board Meeting Minutes for August 21, 2024; August 27, 2024; and September 10, 2024

13.2. Approval of Proposed Redacted Closed Session Minutes: Jul 2022-Mar 2023

13.3. Approval for Permission to destroy closed session recordings

13.4. Approval of Disposal Report

13.5. Approval of Donations Report

13.6. Approval of Boys & Girls Club Dundee Township Facility Rental Agreement (Renewal)

13.7. Approval of Compensation Compliance Reports

13.8. Approval of Bills Payable and P-Card Report

13.9. Approval of Human Resources Report

13.10. Approval of Freedom of Information Act Report

14. Consent Items >\$35K

14.1. Approval of Salt and Ice Melter Bid

14.2. Approval of Music Instrument Bid Contract (Extension)

14.3. Approval of Technology Services Contract (Renewal)

15. Roll Call Action Items

15.1. Employee Discipline Case #1

15.2. Approval of FY 2024-2025 Budget Adoption and Resolutions

16. Closed Session

16.1. Motion to go into closed session for the purpose of discussing: 1. The appointment, employment, compensation, discipline, performance, or dismissal of specific employees

of the public body 2(c) (1); 2. Litigation 2(c) (11); 3. Student disciplinary cases 2(c) (9); and 4. Security procedures, school building safety and security, and the use of personnel to respond to an actual, a threatened or a reasonably potential danger to the safety of employees, students, staff, the public or public property 2(c) (8).

16.2. Motion to Adjourn Closed Session and return to open session

17. Reconvene in Open Session

17.1. Roll Call

18. Adjournment

COMMUNITY UNIT SCHOOL DISTRICT #300

FISCAL YEAR 2024 - 2025 BUDGET

September 24, 2024

All Funds

	FY 24 Budgeted Beginnng Fund Balance	Revenue	Expenditure	Excess (Deficit)	Other Financing Sources (Uses)	FY 25 Budgeted Ending Fund Balance
Educational	\$69,701,462	\$293,599,728	\$293,551,170	\$48,558	\$0	\$69,750,020
Operations and Maintenance	\$16,931,411	\$39,483,741	\$25,007,213	\$14,476,528	(\$14,493,780)	\$16,914,159
Debt Service	\$7,854,775	\$25,983,345	\$27,951,141	(\$1,967,796)	\$2,493,780	\$8,380,759
Transportation	\$6,911,476	\$25,662,476	\$25,111,729	\$550,747	\$0	\$7,462,223
Municipal Retirement	\$2,894,976	\$5,982,134	\$7,399,000	(\$1,416,866)	\$0	\$1,478,110
Capital Projects	\$40,707,397	\$7,098,515	\$19,072,871	(\$11,974,356)	\$12,000,000	\$40,733,041
Working Cash	\$41,622,246	\$2,231,669	\$0	\$2,231,669	\$0	\$43,853,915
Tort	\$992,492	\$2,778,024	\$2,414,000	\$364,024	\$0	\$1,356,516
	\$187,616,235	\$402,819,632	\$400,507,124	\$2,312,508	\$0	\$189,928,743

District Type:

- School District
- Joint Agreement

ILLINOIS STATE BOARD OF EDUCATION
School Business Services Division

SCHOOL DISTRICT/JOINT AGREEMENT BUDGET FORM *
July 1, 2024 - June 30, 2025

Accounting Basis:

- Cash
- Accrual

Is this an amended budget? No

Date of Amended Budget: _____
(MM/DD/YY)

District Name: CUSD 300

District RCDT No: 31045300026

Balanced budget; no Deficit Reduction Plan is required.

If your FY2024 AFR states that you need to do a deficit reduction plan and your FY2025 budget is balanced, please state the measures you took to have your budget become balanced. (Bckgrnd-Assumpt 25-26)

Budget of CUSD 300, County of Kane, State of Illinois, for the Fiscal Year beginning July 1, 2024 and ending June 30, 2025.

WHEREAS the Board of Education of CUSD 300, County of Kane, State of Illinois, caused to be prepared in tentative form a budget, and the Secretary of this Board has made the same conveniently available to public inspection for at least thirty days prior to final action thereon;

AND WHEREAS a public hearing was held as to such budget on the 24 day of September, 20 24, notice of said hearing was given at least thirty days prior thereto as required by law, and all other legal requirements have been complied with;

NOW, THEREFORE, Be it resolved by the Board of Education of said district as follows:

Section 1: That the fiscal year of this school district be and the same hereby is fixed and declared to be beginning July 1, 2024 and ending June 30, 2025.

Section 2: That the following budget containing an estimate of amounts available in each Fund, separately, and expenditures from each be and the same is hereby adopted as the budget of this school district for said fiscal year.

ADOPTION OF BUDGET

The budget shall be approved and signed below by members of the School Board. Adopted this 24 day of September, 20 24 by a roll call vote of _____ Yeas, and _____ Nays, to wit:

** MEMBERS VOTING YEA:	** MEMBERS VOTING NAY:

* Based on the 23 Illinois Administrative Code-Part 100 and inconformity with Section 17-1 of the School Code.
 ** Type in the members who voted "YEA" nor "NAY". Actual school board member signatures are not required for electronic submission.
 (1) A certified copy of this document must be filed with the county clerk within 30 days of adoption as required by Section 18-50 of the Property Tax Code (35 ILCS 200/18-50).
 (2) Districts are required to submit the adopted/amended budget electronically to ISBE within 30 days of adoption or by October 30, whichever comes first. Budgets are submitted through IWAS: <https://apps.isbe.net/iwas/asp/login.asp?js=true>
Please type the member signatures before submitting to ISBE. We do not accept PDF copies.

	A	B	C	D	E	F	G	H	I	J	K	L
1	<i>Begin entering data on EstRev 6-11 and EstExp 12-20 tabs.</i>		(10)	(20)	(30)	(40)	(50)	(60)	(70)	(80)	(90)	
2	Description: Enter Whole Numbers Only	Acct #	Educational	Operations & Maintenance	Debt Service	Transportation	Municipal Retirement/ Social Security	Capital Projects	Working Cash	Tort	Fire Prevention & Safety	
3	ESTIMATED BEGINNING FUND BALANCE (without Student Activity Funds) ¹ as of July 1, 2024		77,361,152	15,525,013	11,943,339	11,688,916	4,510,106	41,786,298	42,217,396	1,096,162	0	
4	RECEIPTS/REVENUES (without Student Activity Funds)											
5	LOCAL SOURCES	1000	179,305,608	39,483,741	25,983,345	13,944,943	5,982,134	3,646,588	2,231,669	2,778,024	0	
6	FLOW-THROUGH RECEIPTS/REVENUES FROM ONE DISTRICT TO ANOTHER DISTRICT	2000	0	0	0	0	0	0	0	0	0	
7	STATE SOURCES	3000	89,687,970	0	0	11,717,533	0	3,451,927	0	0	0	
8	FEDERAL SOURCES	4000	24,606,150	0	0	0	0	0	0	0	0	
9	Total Direct Receipts/Revenues ⁵		293,599,728	39,483,741	25,983,345	25,662,476	5,982,134	7,098,515	2,231,669	2,778,024	0	
10	Receipts/Revenues for "On Behalf" Payments ²	3998										
11	Total Receipts/Revenues		293,599,728	39,483,741	25,983,345	25,662,476	5,982,134	7,098,515	2,231,669	2,778,024	0	
12	DISBURSEMENTS/EXPENDITURES (without Student Activity Funds)											
13	INSTRUCTION	1000	192,127,326				2,850,305				0	
14	SUPPORT SERVICES	2000	93,796,702	25,007,212		25,111,729	4,410,159	19,072,871		2,414,000	0	
15	COMMUNITY SERVICES	3000	2,736,767	0		0	138,536			0		
16	PAYMENTS TO OTHER DISTRICTS & GOVT UNITS	4000	4,890,375	0	0	0	0	0		0	0	
17	DEBT SERVICES	5000	0	0	26,286,141	0	0			0	0	
18	PROVISION FOR CONTINGENCIES	6000	0	0	0	0	0	0		0	0	
19	Total Direct Disbursements/Expenditures ⁹		293,551,170	25,007,212	26,286,141	25,111,729	7,399,000	19,072,871		2,414,000	0	
20	Disbursements/Expenditures for "On Behalf" Payments ²	4180	0	0	0	0	0	0		0	0	
21	Total Disbursements/Expenditures		293,551,170	25,007,212	26,286,141	25,111,729	7,399,000	19,072,871		2,414,000	0	
22	Excess of Direct Receipts/Revenues Over (Under) Direct Disbursements/Expenditures		48,558	14,476,529	(302,796)	550,747	(1,416,866)	(11,974,356)	2,231,669	364,024	0	
23	OTHER SOURCES/USES OF FUNDS											
24	OTHER SOURCES OF FUNDS (7000)											
25	PERMANENT TRANSFER FROM VARIOUS FUNDS											
26	Abolishment the Working Cash Fund ¹⁶	7110										
27	Abatement of the Working Cash Fund ¹⁶	7110										
28	Transfer of Working Cash Fund Interest	7120										
29	Transfer Among Funds	7130										
30	Transfer of Interest	7140										
31	Transfer from Capital Projects Fund to O&M Fund	7150		0								
32	Transfer of Excess Fire Prev & Safety Tax & Interest ³ Proceeds to O&M Fund	7160		0								
33	Transfer of Excess Accumulated Fire Prev & Safety Bond and Int ^{3a} Proceeds to Debt Service Fund	7170			0							
34	SALE OF BONDS (7200)											
35	Principal on Bonds Sold ⁴	7210										
36	Premium on Bonds Sold	7220										
37	Accrued Interest on Bonds Sold	7230										
38	Sale or Compensation for Fixed Assets ⁵	7300										
39	Transfer to Debt Service to Pay Principal on GASB 87 Leases	7400			0							
40	Transfer to Debt Service to Pay Interest on GASB 87 Leases	7500			0							
41	Transfer to Debt Service Fund to Pay Principal on Revenue Bonds	7600			0							
42	Transfer to Debt Service Fund to Pay Interest on Revenue Bonds	7700			0							
43	Transfer to Capital Projects Fund	7800						12,000,000				
44	ISBE Loan Proceeds	7900										
45	Other Sources Not Classified Elsewhere	7990			2,493,780							
46	Total Other Sources of Funds ⁸		0	0	2,493,780	0	0	12,000,000	0	0	0	

	A	B	C	D	E	F	G	H	I	J	K	L
1	<i>Begin entering data on EstRev 6-11 and EstExp 12-20 tabs.</i>		(10)	(20)	(30)	(40)	(50)	(60)	(70)	(80)	(90)	
	Description: Enter Whole Numbers Only	Acct #	Educational	Operations & Maintenance	Debt Service	Transportation	Municipal Retirement/ Social Security	Capital Projects	Working Cash	Tort	Fire Prevention & Safety	
47	OTHER USES OF FUNDS (8000)											
49	TRANSFER TO VARIOUS OTHER FUNDS (8100)											
50	Abolishment or Abatement of the Working Cash Fund ¹⁶	8110							0			
51	Transfer of Working Cash Fund Interest	8120							0			
52	Transfer Among Funds	8130										
53	Transfer of Interest ⁶	8140										
54	Transfer from Capital Projects Fund to O&M Fund	8150										
55	Transfer of Excess Fire Prev & Safety Tax & Interest ³ Proceeds to O&M Fund	8160										
	Transfer of Excess Accumulated Fire Prev & Safety Bond ^{3a} and	8170										
56	Int Proceeds to Debt Service Fund											
57	Taxes Pledged to Pay Principal on GASB 87 Leases	8410										
58	Grants/Reimbursements Pledged to Pay Principal on GASB 87 Leases	8420										
59	Other Revenues Pledged to Pay Principal on GASB 87 Leases	8430										
60	Fund Balance Transfers Pledged to Pay Principal on GASB 87 Leases	8440										
61	Taxes Pledged to Pay Interest on GASB 87 Leases	8510										
62	Grants/Reimbursements Pledged to Pay Interest on GASB 87 Leases	8520										
63	Other Revenues Pledged to Pay Interest on GASB 87 Leases	8530										
64	Fund Balance Transfers Pledged to Pay Interest on GASB 87 Leases	8540										
65	Taxes Pledged to Pay Principal on Revenue Bonds	8610										
66	Grants/Reimbursements Pledged to Pay Principal on Revenue Bonds	8620										
67	Other Revenues Pledged to Pay Principal on Revenue Bonds	8630										
68	Fund Balance Transfers Pledged to Pay Principal on Revenue Bonds	8640										
69	Taxes Pledged to Pay Interest on Revenue Bonds	8710										
70	Grants/Reimbursements Pledged to Pay Interest on Revenue Bonds	8720										
71	Other Revenues Pledged to Pay Interest on Revenue Bonds	8730										
72	Fund Balance Transfers Pledged to Pay Interest on Revenue Bonds	8740										
73	Taxes Transferred to Pay for Capital Projects	8810										
74	Grants/Reimbursements Pledged to Pay for Capital Projects	8820										
75	Other Revenues Pledged to Pay for Capital Projects	8830										
76	Fund Balance Transfers Pledged to Pay for Capital Projects	8840		12,000,000								
77	Transfer to Debt Service Fund to Pay Principal on ISBE Loans	8910										
78	Other Uses Not Classified Elsewhere	8990		2,493,780								
79	Total Other Uses of Funds ⁹		0	14,493,780	0	0	0	0	0	0	0	0
80	Total Other Sources/Uses of Fund		0	(14,493,780)	2,493,780	0	0	12,000,000	0	0	0	0
81	ESTIMATED ENDING FUND BALANCE (without Student Activity Funds) as of June 30, 2025		77,409,710	15,507,762	14,134,323	12,239,663	3,093,240	41,811,942	44,449,065	1,460,186	0	
82												
83	Student Activity (Fund 11) ESTIMATED BEGINNING FUND BALANCE as of July 1, 2024		1,222,676									
84	RECEIPTS/REVENUES (For Student Activity Funds)											
85	Total Student Activity Direct Receipts/Revenues (Local Sources)	1799	0									
86	DISBURSEMENTS/EXPENDITURES (For Student Activity Funds)											
87	Total Student Activity Direct Disbursements/Expenditures	1999	0									
88	Excess of Direct Receipts/Revenues Over (Under) Direct Disbursements/Expenditures		0									
89	Student Activity ESTIMATED ENDING FUND BALANCE as of June 30, 2025		1,222,676									
90												

	A	B	C	D	E	F	G	H	I	J	K	L
1	<i>Begin entering data on EstRev 6-11 and EstExp 12-20 tabs.</i>		(10)	(20)	(30)	(40)	(50)	(60)	(70)	(80)	(90)	
2	Description: Enter Whole Numbers Only	Acct #	Educational	Operations & Maintenance	Debt Service	Transportation	Municipal Retirement/ Social Security	Capital Projects	Working Cash	Tort	Fire Prevention & Safety	
91	Total ESTIMATED BEGINNING FUND BALANCE (All Sources Including Student Activity Funds) as of July 1, 2024		78,583,828	15,525,013	11,943,339	11,688,916	4,510,106	41,786,298	42,217,396	1,096,162		0
92	RECEIPTS/REVENUES (All Sources with Student Activity Funds)											
93	LOCAL SOURCES	1000	179,305,608	39,483,741	25,983,345	13,944,943	5,982,134	3,646,588	2,231,669	2,778,024		0
94	FLOW-THROUGH RECEIPTS/REVENUES FROM ONE DISTRICT TO ANOTHER DISTRICT	2000										
95	STATE SOURCES	3000	89,687,970	0	0	11,717,533	0	3,451,927	0	0		0
96	FEDERAL SOURCES	4000	24,606,150	0	0	0	0	0	0	0		0
97	Total Direct Receipts/Revenues ⁸		293,599,728	39,483,741	25,983,345	25,662,476	5,982,134	7,098,515	2,231,669	2,778,024		0
98	Receipts/Revenues for "On Behalf" Payments ²	3998	0	0	0	0	0	0	0	0		0
99	Total Receipts/Revenues		293,599,728	39,483,741	25,983,345	25,662,476	5,982,134	7,098,515	2,231,669	2,778,024		0
100	DISBURSEMENTS/EXPENDITURES (All Sources with Student Activity Funds)											
101	INSTRUCTION	1000	192,127,326				2,850,305			0		
102	SUPPORT SERVICES	2000	93,796,702	25,007,212		25,111,729	4,410,159	19,072,871		2,414,000		0
103	COMMUNITY SERVICES	3000	2,736,767	0		0	138,536			0		
104	PAYMENTS TO OTHER DISTRICTS & GOVT UNITS	4000	4,890,375	0	0	0	0	0	0	0		0
105	DEBT SERVICES	5000	0	0	26,286,141	0	0	0	0	0		0
106	PROVISION FOR CONTINGENCIES	6000	0	0	0	0	0	0	0	0		0
107	Total Direct Disbursements/Expenditures ⁹		293,551,170	25,007,212	26,286,141	25,111,729	7,399,000	19,072,871		2,414,000		0
108	Disbursements/Expenditures for "On Behalf" Payments ²	4180	0	0	0	0	0	0	0	0		0
109	Total Disbursements/Expenditures		293,551,170	25,007,212	26,286,141	25,111,729	7,399,000	19,072,871		2,414,000		0
110	Excess of Direct Receipts/Revenues Over (Under) Direct Disbursements/Expenditures		48,558	14,476,529	(302,796)	550,747	(1,416,866)	(11,974,356)	2,231,669	364,024		0
111	OTHER SOURCES/USES OF FUNDS											
112	OTHER SOURCES OF FUNDS (7000)											
113	Total Other Sources of Funds ⁸		0	0	2,493,780	0	0	12,000,000	0	0		0
114	OTHER USES OF FUNDS (8000)											
116	Total Other Uses of Funds ⁹		0	14,493,780	0	0	0	0	0	0		0
117	Total Other Sources/Uses of Fund		0	(14,493,780)	2,493,780	0	0	12,000,000	0	0		0
118	ESTIMATED ENDING FUND BALANCE (All Sources with Student Activity Funds) as of June 30, 2025		78,632,386	15,507,762	14,134,323	12,239,663	3,093,240	41,811,942	44,449,065	1,460,186		0
119												
120	SUMMARY OF EXPENDITURES Without Student Activity Funds (by Major Object)											
121	Description	Acct #	(10)	(20)	(30)	(40)	(50)	(60)	(70)	(80)	(90)	Total By Object
122			Educational	Operations & Maintenance	Debt Service	Transportation	Municipal Retirement/ Social Security	Capital Projects	Working Cash	Tort	Fire Prevention & Safety	
123	Object Name											
124	Salaries	100	171,480,736	8,933,120		648,579		0		0	0	181,062,435
125	Employee Benefits	200	47,565,000	1,668,996		48,517	7,399,000	0		0	0	56,681,513
126	Purchased Services	300	42,582,407	5,976,875	20,000	20,019,546		500,000		2,414,000	0	71,512,828
127	Supplies & Materials	400	8,344,180	5,991,558		1,409,168		0		0	0	15,744,906
128	Capital Outlay	500	168,444	1,467,850		2,982,208		18,572,871		0	0	23,191,373
129	Other Objects	600	11,713,042	9,000	26,266,141	0	0	0		0	0	37,988,183
130	Non-Capitalized Equipment	700	11,697,361	959,813		3,711		0		0	0	12,660,885
131	Termination Benefits	800	0	0		0		0		0		0
132	Total Expenditures		293,551,170	25,007,212	26,286,141	25,111,729	7,399,000	19,072,871		2,414,000	0	398,842,123

Summary of Cash Transactions

1	A	B	C	D	E	F	G	H	I	J	K
2	Description: Enter Whole Numbers Only	Acct #	(10) Educational	(20) Operations & Maintenance	(30) Debt Service	(40) Transportation	(50) Municipal Retirement/ Social Security	(60) Capital Projects	(70) Working Cash	(80) Tort	(90) Fire Prevention & Safety
3	BEGINNING CASH BALANCE ON HAND (without Student Activity Funds)7 as of July 1, 2024		77,361,152	15,525,013	11,943,339	11,688,916	4,510,106	41,786,298	42,217,396	1,096,162	0
4	Total Direct Receipts & Other Sources ⁸		293,599,728	39,483,741	28,477,125	25,662,476	5,982,134	19,098,515	2,231,669	2,778,024	0
5	OTHER RECEIPTS										
6	Interfund Loans Payable (Loans from Other Funds)	411									
7	Interfund Loans Receivable (Repayment of Loans)	141									
8	Notes and Warrants Payable	433									
9	Other Current Assets	199									
10	Total Other Receipts		0	0	0	0	0	0	0	0	0
11	Total Direct Receipts, Other Sources, & Other Receipts		293,599,728	39,483,741	28,477,125	25,662,476	5,982,134	19,098,515	2,231,669	2,778,024	0
12	Total Amount Available		370,960,880	55,008,754	40,420,464	37,351,392	10,492,240	60,884,813	44,449,065	3,874,186	0
13	Total Direct Disbursements & Other Uses ⁹		293,551,170	39,500,992	26,286,141	25,111,729	7,399,000	19,072,871	0	2,414,000	0
14	OTHER DISBURSEMENTS										
15	Interfund Loans Receivable (Loans to Other Funds) ¹⁰	141									
16	Interfund Loans Payable (Repayment of Loans)	411									
17	Notes and Warrants Payable	433									
18	Other Current Liabilities	499									
19	Total Other Disbursements		0	0	0	0	0	0	0	0	0
20	Total Direct Disbursements, Other Uses, & Other Disbursements		293,551,170	39,500,992	26,286,141	25,111,729	7,399,000	19,072,871	0	2,414,000	0
21	ENDING CASH BALANCE ON HAND (without Student Activity Funds) as of June 30, 2025		77,409,710	15,507,762	14,134,323	12,239,663	3,093,240	41,811,942	44,449,065	1,460,186	0
22											
23	Activity Funds BEGINNING CASH BALANCE ON HAND7 as of July 1, 2024		1,222,676								
24	Total Direct Receipts & Other Sources ⁸		0								
25	Total Amount Available		1,222,676								
26	Total Direct Disbursements & Other Uses ⁹		0								
27	Activity funds ENDING CASH BALANCE ON HAND7 as of June 30, 2025		1,222,676								
28											
29	Total BEGINNING CASH BALANCE ON HAND (with Student Activity Funds)7 as of July 1, 2024		78,583,828	15,525,013	11,943,339	11,688,916	4,510,106	41,786,298	42,217,396	1,096,162	0
30	Total Direct Receipts & Other Sources ⁸		293,599,728	39,483,741	28,477,125	25,662,476	5,982,134	19,098,515	2,231,669	2,778,024	0
31	Total Other Receipts		0	0	0	0	0	0	0	0	0
32	Total Direct Receipts, Other Sources, & Other Receipts		293,599,728	39,483,741	28,477,125	25,662,476	5,982,134	19,098,515	2,231,669	2,778,024	0
33	Total Amount Available		372,183,556	55,008,754	40,420,464	37,351,392	10,492,240	60,884,813	44,449,065	3,874,186	0
34	Total Direct Disbursements & Other Uses ⁹		293,551,170	39,500,992	26,286,141	25,111,729	7,399,000	19,072,871	0	2,414,000	0
35	Total Other Disbursements		0	0	0	0	0	0	0	0	0
36	Total Direct Disbursements, Other Uses, & Other Disbursements		293,551,170	39,500,992	26,286,141	25,111,729	7,399,000	19,072,871	0	2,414,000	0
37	Total ENDING CASH BALANCE ON HAND (with Student Activity Funds)7 as of June 30, 2025		78,632,386	15,507,762	14,134,323	12,239,663	3,093,240	41,811,942	44,449,065	1,460,186	0

	A	B	C	D	E	F	G	H	I	J	K
1			(10)	(20)	(30)	(40)	(50)	(60)	(70)	(80)	(90)
2	Description: Enter Whole Numbers Only	Acct #	Educational	Operations & Maintenance	Debt Service	Transportation	Municipal Retirement/ Social Security	Capital Projects	Working Cash	Tort	Fire Prevention & Safety
3	RECEIPTS/REVENUES FROM LOCAL SOURCES (1000)										
4	AD VALOREM TAXES LEVIED BY LOCAL EDUCATION AGENCY	1100									
5	Designated Purposes Levies ¹¹ (1110-1120)	-	130,364,880	37,886,742	25,497,345	13,229,943	599,713		664,714	2,776,006	
6	Leasing Purposes Levy ¹²	1130									
7	Special Education Purposes Levy	1140	40,412,571								
8	FICA and Medicare Only Levies	1150					4,720,921				
9	Area Vocational Construction Purposes Levy	1160									
10	Summer School Purposes Levy	1170									
11	Other Tax Levies (Describe & Itemize)	1190									
12	Total Ad Valorem Taxes Levied by District		170,777,451	37,886,742	25,497,345	13,229,943	5,320,634	0	664,714	2,776,006	0
13	PAYMENTS IN LIEU OF TAXES	1200									
14	Mobile Home Privilege Tax	1210									
15	Payments from Local Housing Authority	1220									
16	Corporate Personal Property Replacement Taxes ¹³	1230					500,000	2,014,588			
17	Other Payments in Lieu of Taxes (Describe & Itemize)	1290									
18	Total Payments in Lieu of Taxes		0	0	0	0	500,000	2,014,588	0	0	0
19	TUITION	1300									
20	Regular Tuition from Pupils or Parents (In State)	1311									
21	Regular Tuition from Other Districts (In State)	1312									
22	Regular Tuition from Other Sources (In State)	1313									
23	Regular Tuition from Other Sources (Out of State)	1314									
24	Summer School Tuition from Pupils or Parents (In State)	1321									
25	Summer School Tuition from Other Districts (In State)	1322									
26	Summer School Tuition from Other Sources (In State)	1323									
27	Summer School Tuition from Other Sources (Out of State)	1324									
28	CTE Tuition from Pupils or Parents (In State)	1331									
29	CTE Tuition from Other Districts (In State)	1332									
30	CTE Tuition from Other Sources (In State)	1333									
31	CTE Tuition from Other Sources (Out of State)	1334									
32	Special Education Tuition from Pupils or Parents (In State)	1341									
33	Special Education Tuition from Other Districts (In State)	1342									
34	Special Education Tuition from Other Sources (In State)	1343									
35	Special Education Tuition from Other Sources (Out of State)	1344									
36	Adult Tuition from Pupils or Parents (In State)	1351									
37	Adult Tuition from Other Districts (In State)	1352									
38	Adult Tuition from Other Sources (In State)	1353									
39	Adult Tuition from Other Sources (Out of State)	1354									
40	Total Tuition		0								
41	TRANSPORTATION FEES	1400									
42	Regular Transportation Fees from Pupils or Parents (In State)	1411									
43	Regular Transportation Fees from Other Districts (In State)	1412									
44	Regular Transportation Fees from Other Sources (In State)	1413									
45	Regular Transportation Fees from Co-curricular Activities (In State)	1415									
46	Regular Transportation Fees from Other Sources (Out of State)	1416									
47	Summer School Transportation Fees from Pupils or Parents (In State)	1421									
48	Summer School Transportation Fees from Other Districts (In State)	1422									
49	Summer School Transportation Fees from Other Sources (In State)	1423									
50	Summer School Transportation Fees from Other Sources (Out of State)	1424									
51	CTE Transportation Fees from Pupils or Parents (In State)	1431									
52	CTE Transportation Fees from Other Districts (In State)	1432									
53	CTE Transportation Fees from Other Sources (In State)	1433									
54	CTE Transportation Fees from Other Sources (Out of State)	1434									
55	Special Education Transportation Fees from Pupils or Parents (In State)	1441									
56	Special Education Transportation Fees from Other Districts (In State)	1442									
57	Special Education Transportation Fees from Other Sources (In State)	1443									
58	Special Education Transportation Fees from Other Sources (Out of State)	1444									
59	Adult Transportation Fees from Pupils or Parents (In State)	1451									

	A	B	C	D	E	F	G	H	I	J	K
1			(10)	(20)	(30)	(40)	(50)	(60)	(70)	(80)	(90)
2	Description: Enter Whole Numbers Only	Acct #	Educational	Operations & Maintenance	Debt Service	Transportation	Municipal Retirement/ Social Security	Capital Projects	Working Cash	Tort	Fire Prevention & Safety
60	Adult Transportation Fees from Other Districts (In State)	1452									
61	Adult Transportation Fees from Other Sources (In State)	1453									
62	Adult Transportation Fees from Other Sources (Out of State)	1454									
63	Total Transportation Fees					0					
64	EARNINGS ON INVESTMENTS	1500									
65	Interest on Investments	1510	2,703,377	389,000	486,000	312,000	161,500	1,232,000	1,566,955	2,018	
66	Gain or Loss on Sale of Investments	1520									
67	Total Earnings on Investments		2,703,377	389,000	486,000	312,000	161,500	1,232,000	1,566,955	2,018	0
68	FOOD SERVICE	1600									
69	Sales to Pupils - Lunch	1611	1,770,000								
70	Sales to Pupils - Breakfast	1612	115,000								
71	Sales to Pupils - A la Carte	1613	398,000								
72	Sales to Pupils - Other (Describe & Itemize)	1614	0								
73	Sales to Adults	1620	0								
74	Other Food Service (Describe & Itemize)	1690	46,000								
75	Total Food Service		2,329,000								
76	DISTRICT/SCHOOL ACTIVITY INCOME	1700									
77	Admissions - Athletic	1711									
78	Admissions - Other	1719									
79	Fees	1720	511,000								
80	Book Store Sales	1730									
81	Other District/School Activity Revenue (Describe & Itemize)	1790	58,000	156,999							
82	Student Activity Fund Revenues	1799									
83	Total District/School Activity Income (without Student Activity Funds 1799)		569,000	156,999							
84	Total District/School Activity Income (with Student Activity Funds 1799)		569,000								
85	TEXTBOOK INCOME	1800									
86	Textbook Rentals - Regular Textbooks	1811	174,000								
87	Textbook Rentals - Summer School Textbooks	1812									
88	Textbook Rentals - Adult/Continuing Education Textbooks	1813									
89	Textbook Rentals - Other (Describe & Itemize)	1819	3,900								
90	Textbook Sales - Regular Textbooks	1821									
91	Textbook Sales - Summer School	1822									
92	Textbook Sales - Adult/Continuing Education	1823									
93	Textbook Sales - Other (Describe & Itemize)	1829									
94	Other Textbook Income (Describe & Itemize)	1890	88,700								
95	Total Textbooks		266,600								
96	OTHER REVENUE FROM LOCAL SOURCES	1900									
97	Rentals	1910		51,000							
98	Contributions and Donations from Private Sources	1920	7,500								
99	Impact Fees from Municipal or County Governments	1930		838,000				400,000			
100	Services Provided Other Districts	1940	950,000								
101	Refund of Prior Years' Expenditures	1950	100,000								
102	Payments of Surplus Moneys from TIF Districts	1960									
103	Drivers' Education Fees	1970									
104	Proceeds from Vendors' Contracts	1980									
105	School Facility Occupation Tax Proceeds	1983									
106	Payment from Other Districts	1991	215,000								
107	Sale of Vocational Projects	1992									
108	Other Local Fees (Describe & Itemize)	1993									
109	Other Local Revenues (Describe & Itemize)	1999	1,387,680	162,000		403,000					
110	Total Other Revenue from Local Sources		2,660,180	1,051,000	0	403,000	0	400,000	0	0	0
111	Total Receipts/Revenues from Local Sources (without Student Activity Funds 1799)	1000	179,305,608	39,483,741	25,983,345	13,944,943	5,982,134	3,646,588	2,231,669	2,778,024	0
112	Total Receipts/Revenues from Local Sources (with Student Activity Funds 1799)		179,305,608								
113	FLOW-THROUGH RECEIPTS/REVENUES FROM ONE DISTRICT TO ANOTHER DISTRICT (2000)										

	A	B	C	D	E	F	G	H	I	J	K
1			(10)	(20)	(30)	(40)	(50)	(60)	(70)	(80)	(90)
2	Description: Enter Whole Numbers Only	Acct #	Educational	Operations & Maintenance	Debt Service	Transportation	Municipal Retirement/ Social Security	Capital Projects	Working Cash	Tort	Fire Prevention & Safety
114	Flow-Through Revenue from State Sources	2100									
115	Flow-Through Revenue from Federal Sources	2200									
116	Other Flow-Through Revenue (Describe & Itemize)	2300									
117	Total Flow-Through Receipts/Revenues From One District to Another District	2000	0	0		0	0				
118	RECEIPTS/REVENUES FROM STATE SOURCES (3000)										
119	UNRESTRICTED GRANTS-IN-AID (3001-3099)										
120	Evidence Based Funding Formula (Section 18-8.15)	3001	76,723,688					3,451,927			
121	Reorganization Incentives (Accounts 3005-3021)	3005									
122	Fast Growth District Grants	3030									
123	Other Unrestricted Grants-In-Aid From State Sources (Describe & Itemize)	3099									
124	Total Unrestricted Grants-In-Aid		76,723,688	0	0	0	0	3,451,927		0	0
125	RESTRICTED GRANTS-IN-AID (3100-3900)										
126	SPECIAL EDUCATION										
127	Special Education - Private Facility Tuition	3100	3,327,267								
128	Special Education - Funding for Children Requiring Sp Ed Services	3105									
129	Special Education - Personnel	3110									
130	Special Education - Orphanage - Individual	3120	118,028								
131	Special Education - Orphanage - Summer Individual	3130	2,566								
132	Special Education - Summer School	3145									
133	Special Education - Other (Describe & Itemize)	3199									
134	Total Special Education		3,447,861	0		0					
135	CAREER AND TECHNICAL EDUCATION (CTE)										
136	CTE - Technical Education - Tech Prep	3200									
137	CTE - Secondary Program Improvement (CTEI)	3220	440,019								
138	CTE - WECEP	3225									
139	CTE - Agriculture Education	3235									
140	CTE - Instructor Practicum	3240									
141	CTE - Student Organizations	3270									
142	CTE - Other (Describe & Itemize)	3299									
143	Total Career and Technical Education		440,019	0						0	
144	BILINGUAL EDUCATION										
145	Bilingual Education - Downstate - TPI and TBE	3305	2,559,410								
146	Bilingual Education - Downstate - Transitional Bilingual Education	3310									
147	Total Bilingual Education		2,559,410							0	
148	State Free Lunch & Breakfast	3360	58,000								
149	School Breakfast Initiative	3365									
150	Driver Education	3370	83,000								
151	Adult Education (from ICCB)	3410									
152	Adult Education - Other (Describe & Itemize)	3499									
153	TRANSPORTATION										
154	Transportation - Regular and Vocational	3500				4,310,718					
155	Transportation - Special Education	3510				7,406,815					
156	Transportation - Other (Describe & Itemize)	3599									
157	Total Transportation		0	0		11,717,533	0				
158	Learning Improvement - Change Grants	3610									
159	Scientific Literacy	3660									
160	Truant Alternative/Optional Education	3695									
161	Early Childhood - Block Grant	3705	3,639,740								
162	Chicago General Education Block Grant	3766									
163	Chicago Educational Services Block Grant	3767									
164	School Safety & Educational Improvement Block Grant	3775									
165	Technology - Technology for Success	3780									
166	State Charter Schools	3815									
167	Extended Learning Opportunities - Summer Bridges	3825									
168	Infrastructure Improvements - Planning/Construction	3920									
169	School Infrastructure - Maintenance Projects	3925									
170	Other Restricted Revenue from State Sources (Describe & Itemize)	3999	2,736,252								

	A	B	C	D	E	F	G	H	I	J	K
1			(10)	(20)	(30)	(40)	(50)	(60)	(70)	(80)	(90)
2	Description: Enter Whole Numbers Only	Acct #	Educational	Operations & Maintenance	Debt Service	Transportation	Municipal Retirement/ Social Security	Capital Projects	Working Cash	Tort	Fire Prevention & Safety
171	Total Restricted Grants-In-Aid		12,964,282	0	0	11,717,533	0	0	0	0	0
172	Total Receipts/Revenues from State Sources	3000	89,687,970	0	0	11,717,533	0	3,451,927	0	0	0
173	RECEIPTS/REVENUES FROM FEDERAL SOURCES (4000)										
174	UNRESTRICTED GRANTS-IN-AID RECEIVED DIRECTLY FROM FEDERAL GOVT. (4001-4009)										
175	Federal Impact Aid	4001									
176	Other Unrestricted Grants-In-Aid Received from Fed. Govt. (Describe & Itemize)	4009									
177	Total Unrestricted Grants-In-Aid Received Directly from Fed Govt		0	0	0	0	0	0	0	0	0
178	RESTRICTED GRANTS-IN-AID RECEIVED DIRECTLY FROM FEDERAL GOVT (4045-4090)										
179	Head Start	4045									
180	Construction (Impact Aid)	4050									
181	MAGNET	4060									
182	Other Restricted Grants-In-Aid Received from Fed. Govt. (Describe & Itemize)	4090									
183	Total Restricted Grants-In-Aid Received Directly from Federal Govt.		0	0		0	0	0			0
184	RESTRICTED GRANTS-IN-AID RECEIVED FROM FEDERAL GOVT. THRU THE STATE (4100-4999)										
185	TITLE V										
186	Title V - Flexibility and Accountability	4100									
187	Title V - SEA Projects	4105									
188	Title V - Rural Education Initiative (REI)	4107									
189	Title V - Other (Describe & Itemize)	4199									
190	Total Title V		0	0		0	0				
191	FOOD SERVICE										
192	Breakfast Start-Up Expansion	4200									
193	National School Lunch Program	4210	6,000,000								
194	Special Milk Program	4215									
195	School Breakfast Program	4220	1,549,000								
196	Summer Food Service Admin/Program	4225	80,000								
197	Child and Adult Care Food Program	4226	250,000								
198	Fresh Fruit and Vegetables	4240	83,760								
199	Food Service - Other (Describe & Itemize)	4299									
200	Total Food Service		7,962,760				0				
201	TITLE I										
202	Title I - Low Income	4300	3,481,956								
203	Title I - Low Income - Neglected, Private	4305									
204	Title I - Migrant Education	4340									
205	Title I - Other (Describe & Itemize)	4399	78,420								
206	Total Title I		3,560,376	0		0	0				
207	TITLE IV										
208	Title IV - Student Support & Academic Enrichment Grant	4400	387,456								
209	Title IV - Part A - Student Support & Academic Enrichment Grants Safe and Drug Free Schools	4415									
210	Title IV - 21st Century	4421									
211	Title IV - Other (Describe & Itemize)	4499									
212	Total Title IV		387,456	0		0	0				
213	FEDERAL - SPECIAL EDUCATION										
214	Federal Special Education - Preschool Flow-Through	4600	75,465								
215	Federal Special Education - Preschool Discretionary	4605									
216	Federal Special Education - IDEA Flow Through	4620	4,618,560								
217	Federal Special Education - IDEA Room & Board	4625	200,000								
218	Federal Special Education - IDEA Discretionary	4630									
219	Federal Special Education - IDEA - Other (Describe & Itemize)	4699									
220	Total Federal Special Education		4,894,025	0		0	0				
221	CTE - PERKINS										
222	CTE - Perkins-Title III E Tech Prep	4770	140,705								
223	CTE - Other (Describe & Itemize)	4799									

	A	B	C	D	E	F	G	H	I	J	K
1			(10)	(20)	(30)	(40)	(50)	(60)	(70)	(80)	(90)
2	Description: Enter Whole Numbers Only	Acct #	Educational	Operations & Maintenance	Debt Service	Transportation	Municipal Retirement/ Social Security	Capital Projects	Working Cash	Tort	Fire Prevention & Safety
224	Total CTE - Perkins		140,705	0			0				
225	Federal - Adult Education	4810									
226	ARRA - General State Aid - Education Stabilization	4850									
227	ARRA - Title I - Low Income	4851									
228	ARRA - Title I - Neglected, Private	4852									
229	ARRA - Title I - Delinquent, Private	4853									
230	ARRA - Title I - School Improvement (Part A)	4854									
231	ARRA - Title I - School Improvement (Section 1003g)	4855									
232	ARRA - IDEA - Part B - Preschool	4856									
233	ARRA - IDEA - Part B - Flow-Through	4857									
234	ARRA - Title IID - Technology - Formula	4860									
235	ARRA - Title IID - Technology - Competitive	4861									
236	ARRA - McKinney - Vento Homeless Education	4862									
237	ARRA - Child Nutrition Equipment Assistance	4863									
238	Impact Aid Formula Grants	4864									
239	Impact Aid Competitive Grants	4865									
240	Qualified Zone Academy Bond Tax Credits	4866									
241	Qualified School Construction Bond Credits	4867									
242	Build America Bond Tax Credits	4868									
243	Build America Bond Interest Reimbursement	4869									
244	ARRA - General State Aid - Other Government Services Stabilization	4870									
245	Other ARRA Funds - II	4871									
246	Other ARRA Funds - III	4872	1,058,963								
247	Other ARRA Funds - IV	4873									
248	Other ARRA Funds - V	4874									
249	ARRA - Early Childhood	4875									
250	Other ARRA Funds - VII	4876									
251	Other ARRA Funds - VIII	4877									
252	Other ARRA Funds - IX	4878									
253	Other ARRA Funds - X	4879									
254	Other ARRA Funds - Ed Job Fund Program	4880									
255	Total Stimulus Programs		1,058,963	0	0	0	0	0		0	0
256	Race to the Top Program	4901									
257	Race to the Top - Preschool Expansion Grant	4902									
258	Title III - Instruction for English Learners & Immigrant Students	4905	156,500								
259	Title III - English Language Acquisition	4909	432,270								
260	McKinney Education for Homeless Children	4920									
261	Title II - Eisenhower - Professional Development Formula	4930									
262	Title II - Teacher Quality	4932	527,738								
263	Title II - Part A - Supporting Effective Instruction - State Grants	4935									
264	Federal Charter Schools	4960									
265	State Assessment Grants	4981									
266	Grant for State Assessments and Related Activities	4982									
267	Medicaid Matching Funds - Administrative Outreach	4991	750,000								
268	Medicaid Matching Funds - Fee-For-Service Program	4992	3,000,000								
269	Other Restricted Grants Received from Fed. Govt. thru State <i>(Describe & Itemize)</i>	4998	1,735,357								
270	Total Restricted Grants-In-Aid Received from Federal Govt. Thru the State		24,606,150	0	0	0	0	0		0	0
271	TOTAL RECEIPTS/REVENUES FROM FEDERAL SOURCES	4000	24,606,150	0	0	0	0	0	0	0	0
272	TOTAL DIRECT RECEIPTS/REVENUES (without Student Activity Funds 1799)		293,599,728	39,483,741	25,983,345	25,662,476	5,982,134	7,098,515	2,231,669	2,778,024	0
273	TOTAL DIRECT RECEIPTS/REVENUES (with Student Activity Funds 1799)		293,599,728								

	A	B	C	D	E	F	G	H	I	J	K
1	Description: Enter Whole Numbers Only	Funct #	(100) Salaries	(200) Employee Benefits	(300) Purchased Services	(400) Supplies & Materials	(500) Capital Outlay	(600) Other Objects	(700) Non-Capitalized Equipment	(800) Termination Benefits	(900) Total
3	10 - EDUCATIONAL FUND (ED)										
4	INSTRUCTION (ED)	1000									
5	Regular Programs	1100	66,304,152	22,271,731	7,732,668	6,090,282	6,000	11,272	8,342,192		110,758,297
6	Tuition Payment to Charter Schools	1115			9,193,039						9,193,039
7	Pre-K Programs	1125	782,814	213,253		44,077					1,040,144
8	Special Education Programs (Functions 1200 - 1220)	1200	22,760,627	5,918,638	940,347	504,570	7,295	2,205	179,188		30,312,870
9	Special Education Programs Pre-K	1225	1,558,552	310,039							1,868,591
10	Remedial and Supplemental Programs K-12	1250	4,544,081	1,252,613	8,227	171,548			14,644		5,991,113
11	Remedial and Supplemental Programs Pre-K	1275	1,655,716	482,880	5,837	48,762			31,561		2,224,756
12	Adult/Continuing Education Programs	1300									0
13	CTE Programs	1400	179,275	49,369	96,837	97,429	42,884	487	183,826		650,107
14	Interscholastic Programs	1500	3,225,120	173,728	709,196	93,500		2,100	21,029		4,224,673
15	Summer School Programs	1600	756,116	38,442							794,558
16	Gifted Programs	1650	1,041	16							1,057
17	Driver's Education Programs	1700	226,650	50,039	81,205	21,528					379,422
18	Bilingual Programs	1800	9,557,825	2,376,115	35,799	5,798		1,050			11,976,587
19	Truant Alternative & Optional Programs	1900	1,388,797	329,147	271,914	10,700					2,000,558
20	Pre-K Programs - Private Tuition	1910									0
21	Regular K-12 Programs Private Tuition	1911									0
22	Special Education Programs K-12 Private Tuition	1912						10,493,915			10,493,915
23	Special Education Programs Pre-K Tuition	1913									0
24	Remedial/Supplemental Programs K-12 Private Tuition	1914									0
25	Remedial/Supplemental Programs Pre-K Private Tuition	1915									0
26	Adult/Continuing Education Programs Private Tuition	1916									0
27	CTE Programs Private Tuition	1917						217,639			217,639
28	Interscholastic Programs Private Tuition	1918									0
29	Summer School Programs Private Tuition	1919									0
30	Gifted Programs Private Tuition	1920									0
31	Bilingual Programs Private Tuition	1921									0
32	Truants Alternative/Opt Ed Programs Private Tuition	1922									0
33	Student Activity Fund Expenditures	1999									0
34	Total Instruction¹⁴ (Without Student Activity Funds 1999)	1000	112,940,766	33,466,010	19,075,069	7,088,194	56,179	10,728,668	8,772,440	0	192,127,326
35	Total Instruction¹⁴ (With Student Activity Funds 1999)	1000	112,940,766	33,466,010	19,075,069	7,088,194	56,179	10,728,668	8,772,440	0	192,127,326
36	SUPPORT SERVICES (ED)	2000									
37	Support Services - Pupil	2100									
38	Attendance & Social Work Services	2110	6,916,082	1,678,605	1,179,589	49,180		45,150	1,656		9,870,262
39	Guidance Services	2120	3,319,097	779,968	32,846						4,131,911
40	Health Services	2130	2,480,970	420,964	25,618	19,259		276			2,947,087
41	Psychological Services	2140	2,103,212	536,673		68,355					2,708,240
42	Speech Pathology & Audiology Services	2150	4,702,689	1,182,193	2,011	27,539					5,914,432
43	Other Support Services - Pupils (Describe & Itemize)	2190	3,943,715	1,035,851	67,033	535					5,047,134
44	Total Support Services - Pupil	2100	23,465,765	5,634,254	1,307,097	164,868	0	45,426	1,656	0	30,619,066
45	Support Services - Instructional Staff	2200									
46	Improvement of Instruction Services	2210	5,629,766	1,309,823	923,327	70,940		146,796			8,080,652
47	Educational Media Services	2220	2,220,506	670,140	24,244	296,358		310			3,211,558
48	Assessment & Testing	2230	1,443,744	313,975	588,686	260,641		1,050	8,010		2,616,106
49	Total Support Services - Instructional Staff	2200	9,294,016	2,293,938	1,536,257	627,939	0	148,156	8,010	0	13,908,316
50	Support Services - General Administration	2300									
51	Board of Education Services	2310	76,117	26,409	417,645	1,588		42,000	7,863		571,622
52	Executive Administration Services	2320	880,959	199,561	207,002	17,314		28,031	1,573		1,334,440
53	Special Area Administration Services	2330			33,978	4,280		11,541			49,799
54	Tort Immunity Services	2361, 2365									0
55	Total Support Services - General Administration	2300	957,076	225,970	658,625	23,182	0	81,572	9,436	0	1,955,861
56	Support Services - School Administration	2400									
57	Office of the Principal Services	2410	16,200,936	4,386,441	33,557						20,620,934
58	Other Support Services - School Administration (Describe & Itemize)	2490									0
59	Total Support Services - School Administration	2400	16,200,936	4,386,441	33,557	0	0	0	0	0	20,620,934
60	Support Services - Business	2500									
61	Direction of Business Support Services	2510	339,789	82,619	179,866	4,280		6,300			612,854
62	Fiscal Services	2520	996,151	149,577	272,228	45,151	2,500	5,250			1,470,857

1	A	B	C	D	E	F	G	H	I	J	K
2	Description: Enter Whole Numbers Only	Funct #	(100) Salaries	(200) Employee Benefits	(300) Purchased Services	(400) Supplies & Materials	(500) Capital Outlay	(600) Other Objects	(700) Non-Capitalized Equipment	(800) Termination Benefits	(900) Total
63	Operation & Maintenance of Plant Services	2540									0
64	Pupil Transportation Services	2550			84,676						84,676
65	Food Services	2560	171,807	1,918	10,215,738	74,023	40,000		94,356		10,597,842
66	Internal Services	2570	367,345	12,847	57,159	15,471		3,885	4,561		461,268
67	Total Support Services - Business	2500	1,875,092	246,961	10,809,667	138,925	42,500	15,435	98,917	0	13,227,497
68	Support Services - Central	2600									
69	Direction of Central Support Services	2610									0
70	Planning, Research, Development & Evaluation Services	2620									0
71	Information Services	2630	526,064	94,861	219,099	10,184		1,680	11,008		862,896
72	Staff Services	2640	1,345,122	325,457	276,416	6,848		11,025	4,718		1,969,586
73	Data Processing Services	2660	2,692,671	409,472	4,401,078	251,588		4,631	2,789,401		10,548,841
74	Total Support Services - Central	2600	4,563,857	829,790	4,896,593	268,620	0	17,336	2,805,127	0	13,381,323
75	Other Support Services - Misc. (Describe & Itemize)	2900	26,031	46,398	3,521	7,755					83,705
76	Total Support Services	2000	56,382,773	13,663,752	19,245,317	1,231,289	42,500	307,925	2,923,146	0	93,796,702
77	COMMUNITY SERVICES (ED)	3000	2,157,197	435,238	48,095	24,697	69,765		1,775		2,736,767
78	PAYMENTS TO OTHER DIST & GOVT UNITS (ED)	4000									
79	Payments to Other Dist & Govt Units (In-State)	4100									
80	Payments for Regular Programs	4110									0
81	Payments for Special Education Programs	4120			4,185,564						4,185,564
82	Payments for Adult/Continuing Education Programs	4130									0
83	Payments for CTE Programs	4140						130,583			130,583
84	Payments for Community College Programs	4170			25,875						25,875
85	Other Payments to In-State Govt Units - Programs (Describe & Itemize)	4190			2,487						2,487
86	Total Payments to Other Dist & Govt Units (In-State)	4100			4,213,926			130,583			4,344,509
87	Payments for Regular Programs - Tuition	4210									0
88	Payments for Special Education Programs - Tuition	4220						110,588			110,588
89	Payments for Adult/Continuing Education Programs - Tuition	4230									0
90	Payments for CTE Programs - Tuition	4240									0
91	Payments for Community College Programs - Tuition	4270						435,278			435,278
92	Payments for Other Programs - Tuition	4280									0
93	Other Payments to In-State Govt Units - Tuition (Describe & Itemize)	4290									0
94	Total Payments to Other Dist & Govt Units - Tuition (In State)	4200						545,866			545,866
95	Payments for Regular Programs - Transfers	4310									0
96	Payments for Special Education Programs - Transfers	4320									0
97	Payments for Adult/Continuing Ed Programs - Transfers	4330									0
98	Payments for CTE Programs - Transfers	4340									0
99	Payments for Community College Program - Transfers	4370									0
100	Payments for Other Programs - Transfers	4380									0
101	Other Payments to In-State Govt Units - Transfers (Describe & Itemize)	4390									0
102	Total Payments to Other Dist & Govt Units-Transfers (In State)	4300			0			0			0
103	Payments to Other Dist & Govt Units (Out of State)	4400									0
104	Total Payments to Other Dist & Govt Units	4000			4,213,926			676,449			4,890,375
105	DEBT SERVICE (ED)	5000									
106	Debt Service - Interest on Short-Term Debt	5100									
107	Tax Anticipation Warrants	5110									0
108	Tax Anticipation Notes	5120									0
109	Corporate Personal Property Repl Tax Anticipated Notes	5130									0
110	State Aid Anticipation Certificates	5140									0
111	Other Interest on Short-Term Debt (Describe & Itemize)	5150									0
112	Total Debt Service - Interest on Short-Term Debt	5100						0			0
113	Debt Service - Interest on Long-Term Debt	5200									0
114	Total Debt Service	5000						0			0
115	PROVISION FOR CONTINGENCIES (ED)	6000									0
116	Total Direct Disbursements/Expenditures (without Student Activity Funds (1999))		171,480,736	47,565,000	42,582,407	8,344,180	168,444	11,713,042	11,697,361	0	293,551,170
117	Total Direct Disbursements/Expenditures (with Student Activity Funds (1999))		171,480,736	47,565,000	42,582,407	8,344,180	168,444	11,713,042	11,697,361	0	293,551,170
118	Excess (Deficiency) of Receipts/Revenues Over Disbursements/Expenditures (without Student Activity Funds 1999)										48,558
119	Excess (Deficiency) of Receipts/Revenues Over Disbursements/Expenditures (with Student Activity Funds 1999)										48,558
120											

	A	B	C	D	E	F	G	H	I	J	K
1	Description: Enter Whole Numbers Only	Funct #	(100) Salaries	(200) Employee Benefits	(300) Purchased Services	(400) Supplies & Materials	(500) Capital Outlay	(600) Other Objects	(700) Non-Capitalized Equipment	(800) Termination Benefits	(900) Total
121	20 - OPERATIONS AND MAINTENANCE FUND (O&M)										
122	SUPPORT SERVICES (O&M)	2000									
123	Support Services - Pupil	2100									
124	Other Support Services - Pupils <i>(Describe & Itemize)</i>	2190									0
125	Support Services - Business	2500									
126	Direction of Business Support Services	2510									0
127	Facilities Acquisition & Construction Services	2530									0
128	Operation & Maintenance of Plant Services	2540	8,933,120	1,668,996	5,976,875	5,991,558	1,467,850	9,000	959,813		25,007,212
129	Pupil Transportation Services	2550									0
130	Food Services	2560									0
131	Total Support Services - Business	2500	8,933,120	1,668,996	5,976,875	5,991,558	1,467,850	9,000	959,813	0	25,007,212
132	Other Support Services - Misc. <i>(Describe & Itemize)</i>	2900									0
133	Total Support Services	2000	8,933,120	1,668,996	5,976,875	5,991,558	1,467,850	9,000	959,813	0	25,007,212
134	COMMUNITY SERVICES (O&M)	3000									0
135	PAYMENTS TO OTHER DIST & GOVT UNITS (O&M)	4000									
136	Payments to Other Dist & Govt Units (In-State)	4100									
137	Payments for Regular Programs	4110									0
138	Payments for Special Education Programs	4120									0
139	Payments for CTE Program	4140									0
140	Other Payments to In-State Govt Units - Programs <i>(Describe & Itemize)</i>	4190									0
141	Total Payments to Other Dist & Govt Units (In-State)	4100			0			0			0
142	Payments to Other Dist & Govt Units (Out of State) ¹⁴	4400									0
143	Total Payments to Other Dist & Govt Unit	4000			0			0			0
144	DEBT SERVICE (O&M)	5000									
145	Debt Service - Interest on Short-Term Debt	5100									
146	Tax Anticipation Warrants	5110									0
147	Tax Anticipation Notes	5120									0
148	Corporate Personal Prop Repl Tax Anticipated Notes	5130									0
149	State Aid Anticipation Certificates	5140									0
150	Other Interest on Short-Term Debt <i>(Describe & Itemize)</i>	5150									0
151	Total Debt Service - Interest on Short-Term Debt	5100						0			0
152	Debt Service - Interest on Long-Term Debt	5200									0
153	Total Debt Service	5000						0			0
154	PROVISION FOR CONTINGENCIES (O&M)	6000									0
155	Total Direct Disbursements/Expenditures		8,933,120	1,668,996	5,976,875	5,991,558	1,467,850	9,000	959,813	0	25,007,212
156	Excess (Deficiency) of Receipts/Revenues Over Disbursements/Expenditures										14,476,529
157											
158	30 - DEBT SERVICE FUND (DS)										
159	PAYMENTS TO OTHER DIST & GOVT UNITS (DS)	4000									
160	Payments to Other Dist & Govt Units (In-State)	4100									
161	Payments for Regular Programs	4110									0
162	Payments for Special Education Programs	4120									0
163	Other Payments to In-State Govt Units - Programs <i>(Describe & Itemize)</i>	4190									0
164	Total Payments to Other Dist & Govt Units (In-State)	4000						0			0
165	DEBT SERVICE (DS)	5000									
166	Debt Service - Interest on Short-Term Debt	5100									
167	Tax Anticipation Warrants	5110									0
168	Tax Anticipation Notes	5120									0
169	Corporate Personal Prop Repl Tax Anticipation Notes	5130									0
170	State Aid Anticipation Certificates	5140									0
171	Other Interest on Short-Term Debt <i>(Describe & Itemize)</i>	5150									0
172	Total Debt Service - Interest On Short-Term Debt	5100						0			0
173	Debt Service - Interest on Long-Term Debt	5200									0
174	Debt Service - Payments of Principal on Long-Term Debt ¹⁵ (Lease/Purchase Principal Retired) <i>(Describe & Itemize)</i>	5300						18,435,000			18,435,000
175	Debt Service - Other <i>(Describe & Itemize)</i>	5400			20,000			7,831,141			7,851,141
176	Total Debt Service	5000			20,000			26,266,141			26,286,141
177	PROVISION FOR CONTINGENCIES (DS)	6000									0
178	Total Direct Disbursements/Expenditures				20,000			26,266,141			26,286,141

	A	B	C	D	E	F	G	H	I	J	K
1	Description: Enter Whole Numbers Only	Funct #	(100) Salaries	(200) Employee Benefits	(300) Purchased Services	(400) Supplies & Materials	(500) Capital Outlay	(600) Other Objects	(700) Non-Capitalized Equipment	(800) Termination Benefits	(900) Total
179	Excess (Deficiency) of Receipts/Revenues Over Disbursements/Expenditures										(302,796)
180											
181	40 - TRANSPORTATION FUND (TR)										
182	SUPPORT SERVICES (TR)	2000									
183	Support Services - Pupils	2100									
184	Other Support Services - Pupils (Describe & Itemize)	2190									0
185	Support Services - Business										
186	Pupil Transportation Services	2550	648,579	48,517	20,019,546	1,409,168	2,982,208	0	3,711		25,111,729
187	Other Support Services - Business (Describe & Itemize)	2900									0
188	Total Support Services	2000	648,579	48,517	20,019,546	1,409,168	2,982,208	0	3,711	0	25,111,729
189	COMMUNITY SERVICES (TR)	3000									0
190	PAYMENTS TO OTHER DIST & GOVT UNITS (TR)	4000									
191	Payments to Other Dist & Govt Units (In-State)	4100									
192	Payments for Regular Program	4110									0
193	Payments for Special Education Programs	4120									0
194	Payments for Adult/Continuing Education Programs	4130									0
195	Payments for CTE Programs	4140									0
196	Payments for Community College Programs	4170									0
197	Other Payments to In-State Govt Units - Programs (Describe & Itemize)	4190									0
198	Total Payments to Other Dist & Govt Units (In-State)	4100			0			0			0
199	Payments to Other Dist & Govt Units (Out-of-State) (Describe & Itemize)	4400									0
200	Total Payments to Other Dist & Govt Units	4000			0			0			0
201	DEBT SERVICE (TR)	5000									
202	Debt Service - Interest on Short-Term Debt	5100									
203	Tax Anticipation Warrants	5110									0
204	Tax Anticipation Notes	5120									0
205	Corporate Personal Prop Repl Tax Anticipation Notes	5130									0
206	State Aid Anticipation Certificates	5140									0
207	Other Interest on Short-Term Debt (Describe & Itemize)	5150									0
208	Total Debt Service - Interest On Short-Term Debt	5100						0			0
209	Debt Service - Interest on Long-Term Debt	5200									0
210	Debt Service - Payments of Principal on Long-Term Debt ¹⁵ (Lease/Purchase Principal Retired) (Describe & Itemize)	5300									0
211	Debt Service - Other (Describe & Itemize)	5400									0
212	Total Debt Service	5000						0			0
213	PROVISION FOR CONTINGENCIES (TR)	6000									0
214	Total Direct Disbursements/Expenditures		648,579	48,517	20,019,546	1,409,168	2,982,208	0	3,711	0	25,111,729
215	Excess (Deficiency) of Receipts/Revenues Over Disbursements/Expenditures										550,747
216											
217	50 - MUNICIPAL RETIREMENT/SOC SEC FUND (MR/SS)										
218	INSTRUCTION (MR/SS)	1000									
219	Regular Program	1100		1,021,395							1,021,395
220	Pre-K Programs	1125		36,535							36,535
221	Special Education Programs (Functions 1200-1220)	1200		1,229,655							1,229,655
222	Special Education Programs Pre-K	1225		134,317							134,317
223	Remedial and Supplemental Programs K-12	1250		64,752							64,752
224	Remedial and Supplemental Programs Pre-K	1275		19,892							19,892
225	Adult/Continuing Education Programs	1300									0
226	CTE Programs	1400		2,744							2,744
227	Interscholastic Programs	1500		9,553							9,553
228	Summer School Programs	1600									0
229	Gifted Programs	1650									0
230	Driver's Education Programs	1700		3,534							3,534
231	Bilingual Programs	1800		272,430							272,430
232	Truant Alternative & Optional Programs	1900		55,498							55,498
233	Total Instruction	1000		2,850,305							2,850,305
234	SUPPORT SERVICES (MR/SS)	2000									
235	Support Services - Pupil	2100									
236	Attendance & Social Work Services	2110		109,123							109,123

1	A	B	C	D	E	F	G	H	I	J	K
2	Description: Enter Whole Numbers Only	Funct #	(100) Salaries	(200) Employee Benefits	(300) Purchased Services	(400) Supplies & Materials	(500) Capital Outlay	(600) Other Objects	(700) Non-Capitalized Equipment	(800) Termination Benefits	(900) Total
237	Guidance Services	2120		51,673							51,673
238	Health Services	2130		189,820							189,820
239	Psychological Services	2140		32,472							32,472
240	Speech Pathology & Audiology Services	2150		74,407							74,407
241	Other Support Services - Pupils (Describe & Itemize)	2190		249,635							249,635
242	Total Support Services - Pupil	2100		707,130							707,130
243	Support Services - Instructional Staff	2200									
244	Improvement of Instruction Services	2210		105,596							105,596
245	Educational Media Services	2220		138,057							138,057
246	Assessment & Testing	2230		99,026							99,026
247	Total Support Services - Instructional Staff	2200		342,679							342,679
248	Support Services - General Administration	2300									
249	Board of Education Services	2310		1,129							1,129
250	Executive Administration Services	2320		31,898							31,898
251	Special Area Administrative Services	2330									0
252	Claims Paid from Self Insurance Fund	2361									0
253	Risk Management and Claims Services Payments	2365									0
254	Total Support Services - General Administration	2300		33,027							33,027
255	Support Services - School Administration	2400									
256	Office of the Principal Services	2410		807,824							807,824
257	Other Support Services - School Administration (Describe & Itemize)	2490									0
258	Total Support Services - School Administration	2400		807,824							807,824
259	Support Services - Business	2500									
260	Direction of Business Support Services	2510		21,575							21,575
261	Fiscal Services	2520		137,833							137,833
262	Facilities Acquisition & Construction Services	2530									0
263	Operation & Maintenance of Plant Service	2540		1,592,665							1,592,665
264	Pupil Transportation Services	2550		33,990							33,990
265	Food Services	2560									0
266	Internal Services	2570		56,894							56,894
267	Total Support Services - Business	2500		1,842,957							1,842,957
268	Support Services - Central	2600									
269	Direction of Central Support Services	2610									0
270	Planning, Research, Development & Evaluation Services	2620									0
271	Information Services	2630		85,893							85,893
272	Staff Services	2640		171,690							171,690
273	Data Processing Services	2660		418,959							418,959
274	Total Support Services - Central	2600		676,542							676,542
275	Other Support Services - Misc. (Describe & Itemize)	2900									0
276	Total Support Services	2000		4,410,159							4,410,159
277	COMMUNITY SERVICES (MR/SS)	3000		138,536							138,536
278	PAYMENTS TO OTHER DIST & GOVT UNITS (MR/SS)	4000									
279	Payments for Regular Programs	4110									0
280	Payments for Special Education Programs	4120									0
281	Payments for CTE Programs	4140									0
282	Total Payments to Other Dist & Govt Units	4000		0							0
283	DEBT SERVICE (MR/SS)	5000									
284	Debt Service - Interest on Short-Term Debt	5100									
285	Tax Anticipation Warrants	5110									0
286	Tax Anticipation Notes	5120									0
287	Corporate Personal Prop Repl Tax Anticipation Notes	5130									0
288	State Aid Anticipation Certificates	5140									0
289	Other Interest on Short-Term Debt (Describe & Itemize)	5150									0
290	Total Debt Service	5000						0			0
291	PROVISION FOR CONTINGENCIES (MR/SS)	6000									0
292	Total Direct Disbursements/Expenditures			7,399,000				0			7,399,000
293	Excess (Deficiency) of Receipts/Revenues Over Disbursements/Expenditures										(1,416,866)
294											
295	60 - CAPITAL PROJECTS (CP)										
296	SUPPORT SERVICES (CP)	2000									

1	A	B	C	D	E	F	G	H	I	J	K
2	Description: Enter Whole Numbers Only	Funct #	(100) Salaries	(200) Employee Benefits	(300) Purchased Services	(400) Supplies & Materials	(500) Capital Outlay	(600) Other Objects	(700) Non-Capitalized Equipment	(800) Termination Benefits	(900) Total
297	Support Services - Business										
298	Facilities Acquisition & Construction Services	2530			500,000		18,572,871				19,072,871
299	Other Support Services - Business <i>(Describe & Itemize)</i>	2900									0
300	Total Support Services	2000	0	0	500,000	0	18,572,871	0	0		19,072,871
301	PAYMENTS TO OTHER DIST & GOVT UNITS (CP)	4000									
302	Payments to Other Dist & Govt Units (In-State)	4100									
303	Payments to Regular Programs	4110									0
304	Payment for Special Education Programs	4120									0
305	Payment for CTE Programs	4140									0
306	Payments to Other Govt Units - Programs (In-State) <i>(Describe & Itemize)</i>	4190									0
307	Total Payments to Other Districts & Govt Units	4000			0			0			0
308	PROVISION FOR CONTINGENCIES (CP)	6000									0
309	Total Direct Disbursements/Expenditures		0	0	500,000	0	18,572,871	0	0		19,072,871
310	Excess (Deficiency) of Receipts/Revenues Over Disbursements/Expenditures										(11,974,356)
311											
312	70 WORKING CASH FUND (WC)										
313											
314	80 - TORT FUND (TF)										
315	INSTRUCTION (TF)	1000									
316	Regular Programs	1100									0
317	Tuition Payment to Charter Schools	1115									0
318	Pre-K Programs	1125									0
319	Special Education Programs (Functions 1200 - 1220)	1200									0
320	Special Education Programs Pre-K	1225									0
321	Remedial and Supplemental Programs K-12	1250									0
322	Remedial and Supplemental Programs Pre-K	1275									0
323	Adult/Continuing Education Programs	1300									0
324	CTE Programs	1400									0
325	Interscholastic Programs	1500									0
326	Summer School Programs	1600									0
327	Gifted Programs	1650									0
328	Driver's Education Programs	1700									0
329	Bilingual Programs	1800									0
330	Truant Alternative & Optional Programs	1900									0
331	Pre-K Programs - Private Tuition	1910									0
332	Regular K-12 Programs Private Tuition	1911									0
333	Special Education Programs K-12 Private Tuition	1912									0
334	Special Education Programs Pre-K Tuition	1913									0
335	Remedial/Supplemental Programs K-12 Private Tuition	1914									0
336	Remedial/Supplemental Programs Pre-K Private Tuition	1915									0
337	Adult/Continuing Education Programs Private Tuition	1916									0
338	CTE Programs Private Tuition	1917									0
339	Interscholastic Programs Private Tuition	1918									0
340	Summer School Programs Private Tuition	1919									0
341	Gifted Programs Private Tuition	1920									0
342	Bilingual Programs Private Tuition	1921									0
343	Truants Alternative/Opt Ed Programs Private Tuition	1922									0
344	Total Instruction¹⁴	1000	0	0	0	0	0	0	0	0	0
345	SUPPORT SERVICES (TF)	2000									
346	Support Services - Pupil	2100									
347	Attendance & Social Work Services	2110									0
348	Guidance Services	2120									0
349	Health Services	2130									0
350	Psychological Services	2140									0
351	Speech Pathology & Audiology Services	2150									0
352	Other Support Services - Pupils <i>(Describe & Itemize)</i>	2190									0
353	Total Support Services - Pupil	2100	0	0	0	0	0	0	0	0	0
354	Support Services - Instructional Staff	2200									
355	Improvement of Instruction Services	2210									0
356	Educational Media Services	2220									0

1	A	B	C	D	E	F	G	H	I	J	K
2	Description: Enter Whole Numbers Only	Funct #	(100) Salaries	(200) Employee Benefits	(300) Purchased Services	(400) Supplies & Materials	(500) Capital Outlay	(600) Other Objects	(700) Non-Capitalized Equipment	(800) Termination Benefits	(900) Total
357	Assessment & Testing	2230									0
358	Total Support Services - Instructional Staff	2200	0	0	0	0	0	0	0	0	0
359	Support Services - General Administration	2300									
360	Board of Education Services	2310									0
361	Executive Administration Services	2320									0
362	Special Area Administration Services	2330									0
363	Claims Paid from Self Insurance Fund	2361									0
364	Risk Management and Claims Services Payments	2365			2,414,000						2,414,000
365	Total Support Services - General Administration	2300	0	0	2,414,000	0	0	0	0	0	2,414,000
366	Support Services - School Administration	2400									
367	Office of the Principal Services	2410									0
368	Other Support Services - School Administration (Describe & Itemize)	2490									0
369	Total Support Services - School Administration	2400	0	0	0	0	0	0	0	0	0
370	Support Services - Business	2500									
371	Direction of Business Support Services	2510									0
372	Fiscal Services	2520									0
373	Facilities Acquisition & Construction Services	2530									0
374	Operation & Maintenance of Plant Services	2540									0
375	Pupil Transportation Services	2550									0
376	Food Services	2560									0
377	Internal Services	2570									0
378	Total Support Services - Business	2500	0	0	0	0	0	0	0	0	0
379	Support Services - Central	2600									
380	Direction of Central Support Services	2610									0
381	Planning, Research, Development & Evaluation Services	2620									0
382	Information Services	2630									0
383	Staff Services	2640									0
384	Data Processing Services	2660									0
385	Total Support Services - Central	2600	0	0	0	0	0	0	0	0	0
386	Other Support Services - Misc. (Describe & Itemize)	2900									0
387	Total Support Services	2000	0	0	2,414,000	0	0	0	0	0	2,414,000
388	COMMUNITY SERVICES (TF)	3000									0
389	PAYMENTS TO OTHER DIST & GOVT UNITS (TF)	4000									
390	Payments to Other Dist & Govt Units (In-State)	4100									
391	Payments for Regular Programs	4110									0
392	Payments for Special Education Programs	4120									0
393	Payments for Adult/Continuing Education Programs	4130									0
394	Payments for CTE Programs	4140									0
395	Payments for Community College Programs	4170									0
396	Other Payments to In-State Govt Units - Programs (Describe & Itemize)	4190									0
397	Total Payments to Other Dist & Govt Units (In-State)	4100			0			0			0
398	Payments for Regular Programs - Tuition	4210									0
399	Payments for Special Education Programs - Tuition	4220									0
400	Payments for Adult/Continuing Education Programs - Tuition	4230									0
401	Payments for CTE Programs - Tuition	4240									0
402	Payments for Community College Programs - Tuition	4270									0
403	Payments for Other Programs - Tuition	4280									0
404	Other Payments to In-State Govt Units - Tuition (Describe & Itemize)	4290									0
405	Total Payments to Other Dist & Govt Units - Tuition (In State)	4200						0			0
406	Payments for Regular Programs - Transfers	4310									0
407	Payments for Special Education Programs - Transfers	4320									0
408	Payments for Adult/Continuing Ed Programs - Transfers	4330									0
409	Payments for CTE Programs - Transfers	4340									0
410	Payments for Community College Program - Transfers	4370									0
411	Payments for Other Programs - Transfers	4380									0
412	Other Payments to In-State Govt Units - Transfers (Describe & Itemize)	4390									0
413	Total Payments to Other Dist & Govt Units-Transfers (In State)	4300			0			0			0
414	Payments to Other Dist & Govt Units (Out of State)	4400									0
415	Total Payments to Other Dist & Govt Units	4000			0			0			0
416	DEBT SERVICE (TF)	5000									

1	A	B	C	D	E	F	G	H	I	J	K
2	Description: Enter Whole Numbers Only	Funct #	(100) Salaries	(200) Employee Benefits	(300) Purchased Services	(400) Supplies & Materials	(500) Capital Outlay	(600) Other Objects	(700) Non-Capitalized Equipment	(800) Termination Benefits	(900) Total
417	Debt Service - Interest on Short-Term Debt										
418	Tax Anticipation Warrants	5110									0
419	Tax Anticipation Notes	5120									0
420	Corporate Personal Property Replacement Tax Anticipation Notes	5130									0
421	State Aid Anticipation Certificates	5140									0
422	Other Interest on Short-Term Debt <i>(Describe & Itemize)</i>	5150									0
423	Debt Service - Interest on Long-Term Debt	5200									0
424	Debt Service - Payments of Principal on Long-Term Debt ¹⁵ (Lease/Purchase Principal Retired) <i>(Describe & Itemize)</i>	5300									0
425	Debt Service - Other <i>(Describe & Itemize)</i>	5400									0
426	Total Debt Service	5000			0			0			0
427	PROVISION FOR CONTINGENCIES (TF)	6000									0
428	Total Direct Disbursements/Expenditures		0	0	2,414,000	0	0	0	0	0	2,414,000
429	Excess (Deficiency) of Receipts/Revenues Over Disbursements/Expenditures										364,024
430											
431	90 - FIRE PREVENTION & SAFETY FUND (FP&S)										
432	SUPPORT SERVICES (FP&S)	2000									
433	Support Services - Business	2500									
434	Facilities Acquisition & Construction Services	2530									0
435	Operation & Maintenance of Plant Service	2540									0
436	Total Support Services - Business	2500	0	0	0	0	0	0	0		0
437	Other Support Services - Misc. <i>(Describe & Itemize)</i>	2900									0
438	Total Support Services	2000	0	0	0	0	0	0	0		0
439	PAYMENTS TO OTHER DISTRICTS & GOVT UNITS (FP&S)	4000									
440	Payments to Regular Programs	4110									0
441	Payments to Special Education Programs	4120									0
442	Other Payments to In-State Govt Units - Programs <i>(Describe & Itemize)</i>	4190									0
443	Total Payments to Other Districts & Govt Units (FPS)	4000						0			0
444	DEBT SERVICE (FP&S)	5000									
445	Debt Service - Interest on Short-Term Debt	5100									
446	Tax Anticipation Warrants	5110									0
447	Other Interest on Short-Term Debt <i>(Describe & Itemize)</i>	5150									0
448	Total Debt Service - Interest on Short-Term Debt	5100						0			0
449	Debt Service - Interest on Long-Term Debt	5200									0
450	Debt Service - Payments of Principal on Long-Term Debt ¹⁵ (Lease/Purchase Principal Retired) <i>(Describe & Itemize)</i>	5300									0
451	Total Debt Service	5000						0			0
452	PROVISIONS FOR CONTINGENCIES (FP&S)	6000									0
453	Total Direct Disbursements/Expenditures		0	0	0	0	0	0	0		0
454	Excess (Deficiency) of Receipts/Revenues Over Disbursements/Expenditures										0

	B	C	D	E	F	G	H
1	If there is an amount in column C or column G, please describe the type of revenue or expenditure in column D or column H.						
2	Revenue Check: OK						
3	Expenditure Check: OK						
4	Revenues Acct. (EstRev tab)	Amount	Describe Revenue	Expenditures Fund-Function (EstExp tab)	Amount	Describe Expenditures	
5	1190			10-2190	\$ 5,047,134	Support Positions that are related to servicing students w/o a functi	
6	1290			10-2490			
7	1614			10-2900	\$ 83,705	Special Olympics Programming	
8	1690	\$ 46,000	Sale of Misc Food	10-4190	\$ 2,487	Payments to Other Governmental Units (registration fees)	
9	1790	\$ 214,999	Special Event Fees- Parking Permit Fees	10-4290			
10	1819	\$ 3,900	Misc Fees for Heartrate Monitors	10-4390			
11	1829			10-4400			
12	1890	\$ 88,700	Merchant Processing Fees	10-5150			
13	1993			20-2190			
14	1999	\$ 1,952,680	Other Misc Revenue, Revenue from sale of assets, field trip reve	20-2900			
15	2300			20-4190			
16	3099			20-4400			
17	3199			20-5150			
18	3299			30-4190			
19	3499			30-5150			
20	3599			30-5300	\$ 18,435,000	Bond Payment	
21	3999	\$ 2,736,252	School Library, Safe School and ALOP	30-5400	\$ 7,851,141	Debt Payment	
22	4009			40-2190			
23	4090			40-2900			
24	4199			40-4190			
25	4299			40-4400			
26	4399	\$ 78,420	Title I Improvement Grant	40-5150			
27	4499			40-5300			
28	4699			40-5400			
29	4799			50-2190	\$ 249,635	Support Positions that are related to servicing students w/o a functi	
30	4998	\$ 1,735,357	ESSER III and Dept of Rehab	50-2490			
31				50-2900			
32				50-5150			
33				60-2900			
34				60-4190			
35				80-2190			
36				80-2490			
37				80-2900			
38				80-4190			
39				80-4290			
40				80-4390			
41				80-4400			
42				80-5150			
43				80-5300			
44				80-5400			
45				90-2900			
46				90-4190			
47				90-5150			
48				90-5300			

DEFICIT BUDGET SUMMARY INFORMATION - Operating Funds Only (School Districts Only)

Description	EDUCATIONAL FUND (10)	OPERATIONS & MAINTENANCE FUND (20)	TRANSPORTATION FUND (40)	WORKING CASH FUND (70)	TOTAL
Direct Revenues	293,599,728	39,483,741	25,662,476	2,231,669	360,977,614
Direct Expenditures	293,551,170	25,007,212	25,111,729		343,670,111
Difference	48,558	14,476,529	550,747	2,231,669	17,307,503
Estimated Fund Balance - June 30, 2025	77,409,710	15,507,762	12,239,663	44,449,065	149,606,200

Balanced budget; no Deficit Reduction Plan is required.

A deficit reduction plan is required if the local board of education adopts (or amends) the 2024-2025 school district budget in which the "operating funds" listed above result in direct revenues (line 9, BudgetSum 2-4) being less than direct expenditures (line 19, BudgetSum 2-4) by an amount equal to or greater than one-third (1/3) of the ending fund balance (line 81, BudgetSum 2-4).

Note: The balance is determined using only the four funds listed above. That is, if the estimated ending fund balance is less than three times the deficit spending, the district must adopt and file with ISBE a deficit reduction plan to balance the shortfall within three years.

Per School Code (105 ILCS 5/17-1) - If the Deficit AFR Summary Information tab from the 2023-2024 Annual Financial Report (AFR) reflects a deficit as defined above, then the school district shall adopt and submit a deficit reduction plan (found here on page 23-27) to ISBE within 30 days after acceptance of the AFR.

The deficit reduction plan, if required, is developed using ISBE guidelines and format.

	A	B	C	D	E	F	G	
1	*School Districts Only		DEFICIT REDUCTION PLAN ESTIMATED BUDGET FY2024-2025					
2								
3	31045300026							
4	<i>District Number</i>							
5	CUSD 300							
6	<i>District Name</i>		Educational Fund	Operations & Maintenance Fund	Transportation Fund	Working Cash Fund	Total	
7	ESTIMATED BEGINNING FUND BALANCE (must equal prior Ending Fund Balance)		77,361,152	15,525,013	11,688,916	42,217,396	146,792,477	
8	RECEIPTS/REVENUES		Acct #					
9	LOCAL SOURCES		1000	179,305,608	39,483,741	13,944,943	2,231,669	234,965,961
10	FLOW-THROUGH RECEIPTS/REVENUES FROM ONE DISTRICT TO ANOTHER DISTRICT		2000	0	0	0		0
11	STATE SOURCES		3000	89,687,970	0	11,717,533	0	101,405,503
12	FEDERAL SOURCES		4000	24,606,150	0	0	0	24,606,150
13	Total Receipts/Revenues			293,599,728	39,483,741	25,662,476	2,231,669	360,977,614
14	DISBURSEMENTS/EXPENDITURES		Funct #					
15	INSTRUCTION		1000	192,127,326				192,127,326
16	SUPPORT SERVICES		2000	93,796,702	25,007,212	25,111,729		143,915,643
17	COMMUNITY SERVICES		3000	2,736,767	0	0		2,736,767
18	PAYMENTS TO OTHER DISTRICTS & GOVT. UNITS		4000	4,890,375	0	0		4,890,375
19	DEBT SERVICES		5000	0	0	0		0
20	PROVISION FOR CONTINGENCIES		6000	0	0	0		0
21	Total Disbursements/Expenditures			293,551,170	25,007,212	25,111,729		343,670,111
22	Excess of Receipts/Revenue Over/(Under) Disbursements/Expenditures			48,558	14,476,529	550,747	2,231,669	17,307,503
23	OTHER SOURCES/USES OF FUNDS							
24	OTHER SOURCES OF FUNDS (7000)			0	0	0	0	0
25	OTHER USES OF FUNDS (8000)			0	14,493,780	0	0	14,493,780
26	TOTAL OTHER SOURCES/USES OF FUNDS			0	(14,493,780)	0	0	(14,493,780)
27	ESTIMATED ENDING FUND BALANCE			77,409,710	15,507,762	12,239,663	44,449,065	149,606,200

	A	B	H	I	J	K	L
1	*School Districts Only		ESTIMATED BUDGET FY2025-2026				
2							
3	31045300026						
4	<i>District Number</i>						
5	CUSD 300						
6	<i>District Name</i>		Educational Fund	Operations & Maintenance Fund	Transportation Fund	Working Cash Fund	Total
7	ESTIMATED BEGINNING FUND BALANCE <i>(must equal prior Ending Fund Balance)</i>		77,409,710	15,507,762	12,239,663	44,449,065	149,606,200
8	RECEIPTS/REVENUES	Acct #					
9	LOCAL SOURCES	1000					0
10	FLOW-THROUGH RECEIPTS/REVENUES FROM ONE DISTRICT TO ANOTHER DISTRICT	2000					0
11	STATE SOURCES	3000					0
12	FEDERAL SOURCES	4000					0
13	Total Receipts/Revenues		0	0	0	0	0
14	DISBURSEMENTS/EXPENDITURES	Funct #					
15	INSTRUCTION	1000					0
16	SUPPORT SERVICES	2000					0
17	COMMUNITY SERVICES	3000					0
18	PAYMENTS TO OTHER DISTRICTS & GOVT. UNITS	4000					0
19	DEBT SERVICES	5000					0
20	PROVISION FOR CONTINGENCIES	6000					0
21	Total Disbursements/Expenditures		0	0	0		0
22	Excess of Receipts/Revenue Over/(Under) Disbursements/Expenditures		0	0	0	0	0
23	OTHER SOURCES/USES OF FUNDS						
24	OTHER SOURCES OF FUNDS (7000)						0
25	OTHER USES OF FUNDS (8000)						0
26	TOTAL OTHER SOURCES/USES OF FUNDS		0	0	0	0	0
27	ESTIMATED ENDING FUND BALANCE		77,409,710	15,507,762	12,239,663	44,449,065	149,606,200

	A	B	M	N	O	P	Q
1	*School Districts Only		ESTIMATED BUDGET FY2026-2027				
2							
3	31045300026						
4	<i>District Number</i>						
5	CUSD 300						
6	<i>District Name</i>		Educational Fund	Operations & Maintenance Fund	Transportation Fund	Working Cash Fund	Total
7	ESTIMATED BEGINNING FUND BALANCE <i>(must equal prior Ending Fund Balance)</i>		77,409,710	15,507,762	12,239,663	44,449,065	149,606,200
8	RECEIPTS/REVENUES		Acct #				
9	LOCAL SOURCES		1000				
10	FLOW-THROUGH RECEIPTS/REVENUES FROM ONE DISTRICT TO ANOTHER DISTRICT		2000				
11	STATE SOURCES		3000				
12	FEDERAL SOURCES		4000				
13	Total Receipts/Revenues		0	0	0	0	0
14	DISBURSEMENTS/EXPENDITURES		Funct #				
15	INSTRUCTION		1000				
16	SUPPORT SERVICES		2000				
17	COMMUNITY SERVICES		3000				
18	PAYMENTS TO OTHER DISTRICTS & GOVT. UNITS		4000				
19	DEBT SERVICES		5000				
20	PROVISION FOR CONTINGENCIES		6000				
21	Total Disbursements/Expenditures		0	0	0		0
22	Excess of Receipts/Revenue Over/(Under) Disbursements/Expenditures		0	0	0	0	0
23	OTHER SOURCES/USES OF FUNDS						
24	OTHER SOURCES OF FUNDS (7000)						
25	OTHER USES OF FUNDS (8000)						
26	TOTAL OTHER SOURCES/USES OF FUNDS		0	0	0	0	0
27	ESTIMATED ENDING FUND BALANCE		77,409,710	15,507,762	12,239,663	44,449,065	149,606,200

	A	B	R	S	T	U	V
1	*School Districts Only		ESTIMATED BUDGET FY2027-2028				
2							
3	31045300026						
4	<i>District Number</i>						
5	CUSD 300						
6	<i>District Name</i>		Educational Fund	Operations & Maintenance Fund	Transportation Fund	Working Cash Fund	Total
7	ESTIMATED BEGINNING FUND BALANCE <i>(must equal prior Ending Fund Balance)</i>		77,409,710	15,507,762	12,239,663	44,449,065	149,606,200
8	RECEIPTS/REVENUES	Acct #					
9	LOCAL SOURCES	1000					0
10	FLOW-THROUGH RECEIPTS/REVENUES FROM ONE DISTRICT TO ANOTHER DISTRICT	2000					0
11	STATE SOURCES	3000					0
12	FEDERAL SOURCES	4000					0
13	Total Receipts/Revenues		0	0	0	0	0
14	DISBURSEMENTS/EXPENDITURES	Funct #					
15	INSTRUCTION	1000					0
16	SUPPORT SERVICES	2000					0
17	COMMUNITY SERVICES	3000					0
18	PAYMENTS TO OTHER DISTRICTS & GOVT. UNITS	4000					0
19	DEBT SERVICES	5000					0
20	PROVISION FOR CONTINGENCIES	6000					0
21	Total Disbursements/Expenditures		0	0	0		0
22	Excess of Receipts/Revenue Over/(Under) Disbursements/Expenditures		0	0	0	0	0
23	OTHER SOURCES/USES OF FUNDS						
24	OTHER SOURCES OF FUNDS (7000)						0
25	OTHER USES OF FUNDS (8000)						0
26	TOTAL OTHER SOURCES/USES OF FUNDS		0	0	0	0	0
27	ESTIMATED ENDING FUND BALANCE		77,409,710	15,507,762	12,239,663	44,449,065	149,606,200

	A	B	W	X	Y	Z
1	*School Districts Only		SUMMARY BUDGET ADDENDUM - DEFICIT REDUCTION PLAN ESTIMATED BUDGET Date of Adoption: <input type="text"/> <i>(Enter as MM/DD/YY)</i>			
2						
3	31045300026					
4	District Number					
5	CUSD 300					
6	District Name		FY2024-2025	FY2025-2026	FY2026-2027	FY2027-2028
7	ESTIMATED BEGINNING FUND BALANCE <i>(must equal prior Ending Fund Balance)</i>		146,792,477	149,606,200	149,606,200	149,606,200
8	RECEIPTS/REVENUES	Acct #				
9	LOCAL SOURCES	1000	234,965,961	0	0	0
10	FLOW-THROUGH RECEIPTS/REVENUES FROM ONE DISTRICT TO ANOTHER DISTRICT	2000	0	0	0	0
11	STATE SOURCES	3000	101,405,503	0	0	0
12	FEDERAL SOURCES	4000	24,606,150	0	0	0
13	Total Receipts/Revenues		360,977,614	0	0	0
14	DISBURSEMENTS/EXPENDITURES	Func #				
15	INSTRUCTION	1000	192,127,326	0	0	0
16	SUPPORT SERVICES	2000	143,915,643	0	0	0
17	COMMUNITY SERVICES	3000	2,736,767	0	0	0
18	PAYMENTS TO OTHER DISTRICTS & GOVT. UNITS	4000	4,890,375	0	0	0
19	DEBT SERVICES	5000	0	0	0	0
20	PROVISION FOR CONTINGENCIES	6000	0	0	0	0
21	Total Disbursements/Expenditures		343,670,111	0	0	0
22	Excess of Receipts/Revenue Over/(Under) Disbursements/Expenditures		17,307,503	0	0	0
23	OTHER SOURCES/USES OF FUNDS					
24	OTHER SOURCES OF FUNDS (7000)		0	0	0	0
25	OTHER USES OF FUNDS (8000)		14,493,780	0	0	0
26	TOTAL OTHER SOURCES/USES OF FUNDS		(14,493,780)	0	0	0
27	ESTIMATED ENDING FUND BALANCE		149,606,200	149,606,200	149,606,200	149,606,200

Deficit Reduction Plan-Background/Assumptions (School Districts Only)
Fiscal Year 2024-2025
through Fiscal Year 2027-2028

CUSD 300 31045300026

Please complete the following schedule and include a brief description to identify any areas of the budget that will be impacted from one year to the next. If the deficit reduction plan relies upon new local revenues, identify contingencies for further budget reductions which will be enacted in the event those new revenues are not available.

1. Background and Narrative of Budget Reductions:

2. Assumptions Used in the Deficit Reduction Plan:

- EBF and Estimated New Tier Funding:

- Equal Assessed Valuation and Tax Rates:

- Employee Salaries and Benefits:

Deficit Reduction Plan-Background/Assumptions (School Districts Only)
Fiscal Year 2024-2025
through Fiscal Year 2027-2028

- Short- and Long-Term Borrowing:

- Educational Impact:

- Other Assumptions:

- Has the district considered shared services or outsourcing (Ex: Transportation, Insurance)? If yes, please explain:

Evidence-Based Funding: Fiscal Year 2025 Spending Plan

COMM UNIT SCH DIST 300

Part I: Achieving Student Growth and Making Progress Toward State Education Goals

The questions below allow you to indicate the strategic priorities and strategies that will drive your efforts to achieve student growth and make progress toward state education goals. These may involve investing in any combination of an Organizational Unit's core resources: time, money, people, and programs.

Collaboration Opportunity - Organizational Units may find that Part I is most easily and effectively completed if led by program leaders in consultation with finance leaders.

1) What are the Organizational Unit's strategic goals for student success for the 2024-25 school year? What measures will be used to evaluate progress? (No more than 2000 characters, including spaces.)

Under the CUSD 300 strategic plan for the school year 2024-2025 our goals are as follows: 1.) Address chronic absenteeism, student behavior, student belonging, MTSS Systems and Safety. 2. Focus on improvements in Reading, Mathematics and College and Career Readiness. 3. Increase diversity in our staff, increase on staff morale and improve wellness and provide a Professional Development Needs Assessment. 4. Focus on two-way communication, parent awareness, and engagement of all stakeholders. 5. Continued development of the Master Facility Plan. Milestones are associated with each area of focus that will evaluate progress and a schedule for monitoring reports with the Board.

	Top Strategy 1	Top Strategy 2	Top Strategy 3
2) Select the top three strategies that the Organizational Unit will employ to achieve student growth and make progress toward state education goals. (Select three different responses from the dropdown list.)	Improve programs, curriculum, and/or learning tools	Maintain or increase equitable resource allocation for students so that more dollars benefit students in greater need	Provide interventions and services to reduce truancy or dropout rates
If "Other" was selected in question 2, please describe. (No more than 1000 characters, including spaces.)			

Part II: Planned Use of Evidence-Based Funding

The questions below provide an opportunity to document the stakeholders with whom you consulted and the data you analyzed as you determined your strategic allocations of FY 2025 EBF dollars. Key statistics related to EBF distributions are provided for your reference. Form 50-36/50-39 is typically released before current-year appropriations are known. Therefore, the figures provided are for the prior fiscal year.

Collaboration Opportunity - Organizational Units may find that questions in this section are most easily and effectively completed if led by finance leaders in consultation with program leaders.

Evidence-Based Funding Organizational Unit Results (FY 2024)	Final Resources / Adequacy Target = Percent of Adequacy	Average Student Enrollment	19,900.45	Adequacy Target	\$311,379,554
		Final Resources	\$227,641,702	Percent of Adequacy	73%
	Base Funding Minimum + Tier Funding = Gross State Contribution	Tier Assignment	1	Gross State Contribution	\$73,723,688
	Within FY 2024 Gross State Contribution, Resources Attributable to Specific Populations	FY24 Base Funding Minimum	\$67,402,295	FY 2024 Tier Funding	\$6,321,394
		Low-Income Students	\$8,521,368		
		English Learners (ELs)	\$2,559,410		
		Special Education	\$8,191,836		
		FY 2025 Tier Funding		Funding Type (Select)	
1) FY 2025 Tier Funding Allocation*: Enter the dollar amount of Tier Funding (e.g., NEW MONEY only) allocated to the Organizational Unit for FY 2025. Select whether the amount is estimated or actual funding.		\$6,401,926		Actual	

**Note: Tier Funding allocations are published annually at <https://www.isbe.net/Pages/ebfdistribution.aspx>. Amounts are available in early August. Districts must use actual funding amounts if they are available before submitting the budget to ISBE.*

		Data Source 1	Data Source 2	Data Source 3			
2)	Select the top three sources of data used to inform the Organizational Unit's planned allocation of EBF dollars. (Select three different responses.)	Student growth and achievement data, disaggregated by student groups	Student discipline and behavior data	Attendance data (e.g., chronic absenteeism, graduation or dropout rates)			
3)	Indicate with which groups the Organizational Unit engaged to inform its intended allocation of EBF dollars. (Select any that apply; otherwise leave blank.)	Bilingual Program Director(s)	Yes	Principals	Yes	Bilingual Parent Advisory Committee	Yes
		Special Ed. Program Director(s)	Yes	School Improvement Teams	Yes	Other Parent Group(s)	Yes
		Other Program Leaders	Yes	Teacher or Support Staff Unions		Community Focus Group(s)	
		School Board Members	Yes	Other School Staff		Other	
	[Optional] Provide a brief description of the Organizational Unit's process for consulting with internal and external stakeholders in determining the allocation of EBF dollars. (No more than 1000 characters, including spaces.)						
		Priority Investment 1	Priority Investment 2	Priority Investment 3			
4)	Given the data analyzed, the stakeholders consulted, and the priorities identified in Part I, indicate the top three priority investments the Organizational Unit will make with its FY 2025 Base Funding Minimum (e.g., excluding Tier Funding). Choose "Other" if investments do not match the provided list. (Select three different responses. "Other" may be selected more than once if needed.)	Core Teachers	Core Intervention Teacher	EL Core Teacher			
	If "Other" was selected in question 4, please describe. (No more than 1000 characters, including spaces.)						

Cost Factor Table

The table below presents the regionally adjusted amount embedded in the Organizational Unit's FY 2024 Adequacy Target for each of the 34 cost factors in the Evidence-Based Funding model (Column F). Column G is required for all Organizational Units that receive at least \$5,000 in Tier Funding, while column H is optional. Organizational Units may choose to provide additional narrative context in Columns I-M to elaborate on the figures included in the table. ISBE has produced guidance for populating the cost factor table. The guidance includes a definition for each cost factor, along with suggestions for using Employee Information System position codes and common expenditure accounts to support a determination of expenditures. This guidance is available at <https://www.isbe.net/ebfspendingplan>.

Column G: If the Organizational Unit will receive at least \$5,000 in FY 2025 Tier Funding (as entered in Q2.1/cell G31), column G is required. Please indicate the Organizational Unit's planned expenditures in FY 2025 from Tier Funds only. Organizational Units are not expected to place a value in each cell. Rather, the table allows for the communication of priority investments with new state resources for the current fiscal year. During years in which there is no new Tier Funding, column G will not be required. During years in which Tier Funding is available, the amount of new Tier Funding entered in Q2.1/cell G31 above must equal the sum in cell G90 below. If some or all Tier Funding is invested outside of the cost factors, enter a dollar amount in cell G89 and provide additional context in the space for a narrative beginning in row 93.

Column H: Optionally, Organizational Units may populate column H with total planned expenditures in FY 2025 for each cost factor from all revenue sources (e.g., not just from EBF). By comparing the figures in column F to the figures entered in column H, the Organizational Unit may engage local stakeholders in productive dialogue about resource allocation decisions.

Cost Factors	Amount in FY 2024 Adjusted Adequacy Target	Budgeted FY 2025 Investments with New Tier Funding [Required]	Budgeted FY 2025 Expenditures (All Resources) [Optional]	Optional District Narratives
Core Investments	Core Teachers	\$71,721,551		Enter optional context for core investment decisions.
	Specialist Teachers	\$17,535,081		
	Instructional Facilitator	\$7,695,718		
	Core Intervention Teacher	\$3,114,371		
	Substitute Teachers	\$2,623,313		
	Guidance Counselor	\$5,380,131		
	Nurse	\$1,714,647		
	Supervisory Aide	\$2,890,937		
	Librarian	\$3,457,733		
	Librarian Aide	\$2,083,083		
	Principal	\$5,129,655		
	Assistant Principal	\$4,416,644	\$245,000	
	School Site Staff	\$3,468,988		
	Subtotal	\$131,231,851	\$245,000	

Per Student Investments	Gifted	\$1,779,971		<i>Enter optional context for per student investment decisions.</i>	
	Professional Development	\$2,487,556	\$1,750,000		
	Instructional Materials	\$6,467,646	\$1,200,000		
	Assessments	\$676,615			
	Computer & Tech Equipment	\$11,363,157	\$2,531,926		
	Student Activities	\$7,814,612			
	Maintenance & Operations	\$27,084,512			
	Central Office	\$18,646,722			
	Employee Benefits	\$55,553,623			
	Subtotal*	\$132,963,437	\$5,481,926		
Additional Investments	Low-Income Intervention Teacher	\$4,301,944		<i>Enter optional context for additional investment decisions.</i>	
	Low-Income Pupil Support Staff	\$4,301,944			
	Low-Income Extended Day Teacher	\$4,481,063			
	Low-Income Summer School Teacher	\$4,481,063			
	EL Intervention Teacher	\$2,351,027			
	EL Pupil Support Staff	\$2,351,027			
	EL Extended Day Teacher	\$2,449,503			
	EL Summer School Teacher	\$2,449,503			
	EL Core Teacher	\$2,939,559			
	Sp Ed Teacher	\$10,943,284			
	Sp Ed Instructional Assistant	\$4,432,832	\$675,000		
	Sp Ed Psychologist	\$1,701,517			
	Subtotal	\$47,184,266	\$675,000		
Other Investments					
Total**	\$311,379,554	\$6,401,926			
				Tier Funding Check (Cell G90)	Complete, G90=G31
<p>*The subtotal for Per Student Investments is a calculated figure that adjusts salary portions of Central Office and Maintenance & Operations to account for regional salary differences. As a result, the sum of each individual cost factor will not equal the subtotal.</p> <p>**The total is the Final Adequacy Target (adjusted for Regionalization Factor) calculated in the Full FY 2024 EBF Calculation file. Due to differences in rounding, this figure may vary slightly from the sum of the subtotals in this table.</p>					
<p>If some or all Tier Funding was invested outside of the cost factors, please describe. (No more than 1000 characters, including spaces.)</p>					
Part III: Support for Special Student Groups					
<p>EBF statute sets aside specific allocations to be spent for special education, English learners, and low-income students. Per statute these designated funds must be spent on programs and services benefiting these specific student groups. Funds for English learners and low-income students must be spent in addition to, and not in lieu of, funding that supports general programs of instruction for all students. Funds attributable to special education must be used for the provision of special education facilities and services as outlined in ILCS 14-1.08. Current-year EBF amounts attributable to each of the special student groups must be reported in cells G100-G102 below. If the Organizational Unit received at least \$5,000 for any of the student groups, a response to the questions below is required. For amounts less than \$5,000, a response is optional. All other EBF funds may be spent in any manner deemed appropriate by the school district.</p>					
<i>Collaboration Opportunity - Organizational Units may find that questions in this section are most easily and effectively completed through collaboration between program leaders affiliated with each student group and finance leaders.</i>					
1)	FY 2025 Student Population Allocations*: Enter the dollar amount of resources attributable to Specific Populations within the FY25 Gross State Contribution. Enter "0" if no funds are allocated for a student group. Select whether amounts are estimated or actual.	Low-Income Students	Enter Amounts \$9,153,238	Select type Actual	*Note: Allocations for each of the three student groups are published annually at isbe.net/ebfdist under "Reports." Amounts are typically available by September 1. Districts must use actual funding amounts if they are available before submitting the budget to ISBE.
		English Learners	\$2,933,283	Actual	
		Special Education	\$8,645,733	Actual	

2)	Organizational Unit investment of EBF dollars for low-income students: Select the investments that apply. (Optionally, dollar amounts for each investment may be entered.) Response Required	Low-Income Intervention Teacher	Yes	Low-Income Extended Day Teacher		Other Investments	
		[Optional - Enter \$]		[Optional - Enter \$]		[Optional - Enter \$]	
		Low-Income Pupil Support Staff	Yes	Low-Income Summer School Teacher			
[Optional - Enter \$]		[Optional - Enter \$]					
Additional context for the Organizational Unit's planned use of dollars attributable to low-income students in FY 2025. (Required if "Other Investments" selected above. No more than 500 characters, including spaces.)							

3)	Organizational Unit investment of EBF dollars for English learners: Select the investments that apply. (Optionally, dollar amounts for each investment may be entered.) Response Required	English Learner Intervention Teacher	Yes	English Learner Extended Day Teacher		English Learner Core Teacher	
		[Optional - Enter \$]		[Optional - Enter \$]		[Optional - Enter \$]	
		English Learner Pupil Support Staff	Yes	English Learner Summer School Teacher		Other Investments	
[Optional - Enter \$]		[Optional - Enter \$]		[Optional - Enter \$]			
Additional context for the Organizational Unit's planned use of dollars attributable to English learners in FY 2025. (Required if "Other Investments" selected above. No more than 500 characters, including spaces.)							

4)	Organizational Units investment of EBF dollars for Special Education: Select the investments that apply. (Optionally, dollar amounts for each investment may be entered.) Response Required	Special Education Teacher	Yes	Special Education Psychologist			
		[Optional - Enter \$]		[Optional - Enter \$]			
		Special Education Instructional Assistant	Yes	Other Investments			
[Optional - Enter \$]		[Optional - Enter \$]					
Additional context for the Organizational Unit's planned use of dollars attributable to Special Education students in FY 2025. (Required if "Other Investments" selected above. No more than 500 characters, including spaces.)							

Plan Assurances

Please complete the assurances below related to Article 14C of the Illinois School Code, which stipulates allowable expenditures for English learners. Organizational Units should maintain supporting documentation (e.g., sign-in sheets, meeting agendas) to affirm the veracity of the below assurances. Note that a separate collection of the Bilingual Service Plan takes place before each school year and must be separately reviewed by the Bilingual Parent Advisory Committee (BPAC). Responses in this plan should be aligned with information contained in the Bilingual Service Plan. Responses in this section are only required if an Organizational Unit receives any amount of EBF dollars attributable to English learners.

Collaboration Opportunity - Organizational Units may find that the plan assurances are most easily and effectively completed if led by program leaders.

1). "I hereby affirm that at least 60% of the school district's state funds attributable to English learners will be used for instructional costs of programs and services for English learners (function 1000), in accordance with Article 14C of the Illinois School Code. The remaining balance of state funds attributable to English learners will also be used to serve English learners."

Required Yes

2). "My school district has at least one attendance center with 20 or more English learners (including parental refusals) who speak the same home language other than English in grades K-12. Alternatively and/or additionally, my school district has at least one attendance center with 20 or more English learners (including parent refusals) who speak the same home language other than English in pre-K."

Required Yes

3). "I hereby affirm that the school district's BPAC will review this EBF Spending Plan by or before October 31, 2024."

Required Yes

4). Enter the anticipated date on which the BPAC review will take place and the name of the BPAC chair for SY 2024-25.

Required

BPAC Meeting (MM/DD/YYYY)	9/18/2024
Name of Chair	Xenia Delgado

Spending Plan Completion Tracker		
Use the information below to confirm completion of all required questions. Note that the "status" column adjusts to responses, so the tracker is most helpful to consult after you have completed the spending plan.		
Question	Status	Acceptance Criteria
Part 1, Q1	Complete	Character length of response must be >10 and <=2000, including spaces.
Part 1, Q2	Complete	A <u>different</u> response must be selected in G11, I11, and L11; cells cannot be blank.
Part 1, Q2 (Narrative)	Complete	Response required only if "Other" selected in G11, I11, or L11; character length of response must be >10 and <=1000, including spaces.
Part 2, Q1	Complete	A numeric value must be entered in cell G31 (estimated or actual Tier Funding, or 0 if appropriations did not include Tier Funding). A type must be selected in cell H31.
Part 2, Q2	Complete	A <u>different</u> response must be selected in G35, I35, and L35; cells cannot be blank.
Part 2, Q3	Complete	At least one response must be selected.
Part 2, Q4	Complete	Cells G43, I43, and L43 cannot be blank. "Other" may be selected more than once, but other responses may not be repeated.
Part 2, Q4 (Narrative)	Complete	Response required only if "Other" selected in G43, I43, or L43; character length of response must be >10 and <=1000, including spaces.
Part 2, Q5 (Cell G90)	Complete	Cell G90 must be equal to the value in cell G31.
Part 2, Q5 (Narrative)	Complete	Response required only if a value was entered in cell G89; character length of response must be >10 and <=1000, including spaces.
Part 3, Q1 Low-Income Funds	Complete	A numeric value must be entered. A type must be selected in cell H100.
Part 3, Q1 English Learner Funds	Complete	A numeric value must be entered, which may be "0" if the organizational unit received no funding for the specified student group. A type must be selected in cell H101.
Part 3, Q1 Spec. Ed. Funds	Complete	A numeric value must be entered. A type must be selected in cell H102.
Part 3, Q2	Complete	At least one response must be selected.
Part 3, Q2 (Narrative)	Complete	Response required only if "Other Investments" was selected in the previous question; character length of response must be >10 and <=500, including spaces.
Part 3, Q3	Complete	At least one response must be selected.
Part 3, Q3 (Narrative)	Complete	Response required only if "Other Investments" was selected in the previous question; character length of response must be >10 and <=500, including spaces.
Part 3, Q4	Complete	At least one response must be selected.
Part 3, Q4 (Narrative)	Complete	Response required only if "Other Investments" was selected in the previous question; character length of response must be >10 and <=500, including spaces.
Assurances 1	Complete	Response required if the value entered in cell G101>0.
Assurances 2	Complete	Response required if the value entered in cell G101>0.
Assurances 3	Complete	Response required if "Yes" selected in cell E133.
Assurances 4 (Meeting Date)	Complete	Response required if "Yes" selected in cell E133; enter date in MM/DD/YYYY format.
Assurances 4 (Name of Chair)	Complete	Response required if "Yes" selected in cell E133.

ESTIMATED LIMITATION OF ADMINISTRATIVE COSTS (School Districts Only)

(For Local Use Only)

This is an estimated Limitation of Administrative Costs Worksheet only and will not be accepted for Official Submission of the Limitation of Administrative Costs Worksheet.

The worksheet is intended for use during the budgeting process to estimate the district's percent increase of FY2025 budgeted expenditures over actual FY2024 expenditures. Budget information is copied to this page. Insert the prior year estimated actual expenditures to compute the estimated percentage increase (decrease).

The official Limitation of Administrative Costs Worksheet is attached to the end of the Annual Financial Report (ISBE Form 50-35) and may be submitted in conjunction with that report.

An official Limitation of Administrative Costs Worksheet can also be found on the ISBE website at: [Limitation of Administrative Costs](#)

ESTIMATED LIMITATION OF ADMINISTRATIVE COSTS WORKSHEET

(Section 17-1.5 of the School Code)

School District Name: **CUSD 300**
 RCDT Number: **31045300026**

	Description	Funct. No.	Estimated Actual Expenditures, Fiscal Year 2024				Budgeted Expenditures, Fiscal Year 2025			
			(10)	(20)	(80)	Total	(10)	(20)	(80)	Total
			Educational Fund	Operations & Maintenance Fund	Tort Fund	Total	Educational Fund	Operations & Maintenance Fund	Tort Fund	Total
1.	Executive Administration Services	2320	1,292,681		0	1,292,681	1,334,440		0	1,334,440
2.	Special Area Administration Services	2330	0		0	0	49,799		0	49,799
3.	Other Support Services - School Administration	2490	0		0	0	0		0	0
4.	Direction of Business Support Services	2510	441,351	0	0	441,351	612,854	0	0	612,854
5.	Internal Services	2570	530,688		0	530,688	461,268		0	461,268
6.	Direction of Central Support Services	2610	0		0	0	0		0	0
7.	Deduct - Early Retirement or other pension obligations required by state law and included above.					0				0
8.	Totals		2,264,720	0	0	2,264,720	2,458,361	0	0	2,458,361
9.	Estimated Percent Increase (Decrease) for FY2025 (Budgeted) over (Actual) FY 2024									9%

Reference Description

- 1 Each fund balance should correspond to the fund balance reflected on the books as of June 30th - Balance Sheet Accounts #/20 and #/30 (audit figures, if available).
- 2 Accounting and Financial Reporting for Certain Grants and Other Financial Assistance. The "On-Behalf" Payments should only be reflected on this page (Budget Summary, Lines 10 and 20).
- 3 Requires the secretary of the school board to notify the county clerk (within 30 days of the transfer approval) to abate an equal amount of taxes to be next extended. See Sec. 10-22.14 & 17-2.11.
- 3a Requires notification to the county clerk to abate an equal amount from taxes next extended. See section 10-22.14
- 4 Principal on Bonds Sold:
 - (1) Funding Bonds are to be entered in the fund or funds in which the liability occurs.
 - (2) Refunding Bonds can be entered in the Debt Services Fund only.
 - (3) Building Bonds can be entered in the Capital Projects Fund only.
 - (4) Fire Prevention and Safety Bonds can be entered in the Fire Prevention & Safety Fund only.
- 5 The proceeds from the sale of school sites, buildings, or other real estate shall be used first to pay the principal and interest on any outstanding bonds on the property being sold, and after all such bonds have been retired, the remaining proceeds from the sale next shall be used by the school board to meet any urgent district needs as determined under Sections 2-3.12 and 17-2.11 of the School Code. Once these issues have been addressed, any remaining proceeds may be used for any other authorized purpose and for deposit into any district fund.
- 6 The School Code, Section 10-22.44 prohibits the transfer of interest earned on the investment of "any funds for purposes of Illinois Municipal Retirement under the Pension Code." This prohibition does not include funds for Social Security and Medicare-only purposes. For additional requirements on interest earnings, see 23 Illinois Administrative Code, Part 100, Section 100.50.
- 7 Cash plus investments must be greater than or equal to zero.
- 8 For cash basis budgets, this total will equal the Budget Summary - Total Direct Receipts/Revenues (Line 9) plus Total Other Sources of Funds (Line 46).
- 9 For cash basis budgets, this total will equal the Budget Summary - Total Direct Disbursements/Expenditures (Line 19) plus Total Other Uses of Funds (Line 79).
- 10 Working Cash Fund loans may be made to any district fund for which taxes are levied (Section 20-5 of the School Code).
- 11 Include revenue accounts 1110 through 1115, 1117,1118 & 1120.
- 12 The School Code Section 17-2.2c. Tax for leasing educational facilities or computer technology or both, and for temporary relocation expense purposes.
- 13 Corporate personal property replacement tax revenue must be first applied to the Municipal Retirement/Social Security Fund to replace tax revenue lost due to the abolition of the corporate personal property tax (30 ILCS 115/12). This provision does not apply to taxes levied for Medicare-Only purposes.
- 14 Only tuition payments made to private facilities. See Functions 4200 or 4400 for estimated public facility disbursements/expenditures.
- 15 Payment towards the retirement of lease/purchase agreements or bonded/other indebtedness (principal only) otherwise reported within the fund - e.g.: alternate revenue bonds. (Describe & Itemize)
- 16 Only abolishment of Working Cash Fund must transfer its funds directly to the Educational Fund upon adoption of a resolution and at the close of the current school Year (see 105 ILCS 5/20-8 for further explanation)
 Only abatement of working cash fund can transfer its funds to any fund in most need of money
 (see 105 ILCS 5/20-10 for further explanation)

CHECK FOR ERRORS

This worksheet checks various cells to assure that selected items are in balance.

Please fix errors below before submitting to ISBE.

Budget Item References	Message
1. Deficit Reduction Plan (DefReductPlan 23-27 tab)	
Is Deficit Reduction Plan Required? (Joint Agreements do not complete Deficit Reduction Plan.)	Deficit Reduction Plan is not required
If required, is Deficit Reduction Plan completed? (DefReductPlan 23-27 tab)	
2. Cover Page (Cover tab)	
District Name must be selected from drop-down. (Cell H13)	OK
Accounting Basis must be selected on Cover sheet.	OK
Dates (Day, Month, Year) must be input on Cover sheet.	OK
Board Names must be typed on Cover sheet.	ERROR - TYPE BOARD NAMES
3. Budget Summary: Other Sources (BudgetSum 2-4 tab - Acct 7000) must equal Other Uses (BudgetSum 2-4 tab - Acct 8000).	
Estimated Beginning Fund Balance July, 1 2024 for all Funds (Cells C3 - K3) (Line must have a number or zero. Do not leave blank.)	OK
Estimated Activity Fund Beginning Fund Balance July, 1 2024 (Cell C83) (Cell must have a number or zero. Do not leave blank.)	OK
Transfer Among Funds (Funds 10, 20, 40 - Acct 7130 - Cells C29, D29, F29), must equal (Funds 10, 20 & 40 - Acct 8130 - Cells C52, D52, F52).	OK
Transfer of Interest (Funds 10 thru 90 - Acct 7140 - Cells C30:K30), must equal (Funds 10 thru 60, & 80 - Acct 8140 - Cells C53:H53, J53).	OK
Transfer to Debt Service to Pay Principal on GASB 87 Leases (Fund 30 - Acct 7400 - Cell E39) must equal (Funds 10, 20 & 60 - Acct 8400 Cells C57:H60).	OK
Transfer to Debt Service to Pay Interest on GASB 87 Leases (Fund 30 - Acct 7500 - Cell E40) must equal (Funds 10, 20 & 60 - Acct 8500 - Cells C61:H64).	OK
Transfer to Debt Service Fund to Pay Principal on Revenue Bonds (Fund 30 - Acct 7600 - Cell E41) must equal (Funds 10 & 20 - Acct 8600 - Cells C65:D68).	OK
Transfer to Debt Service to Pay Interest on Revenue Bonds (Fund 30 - Acct 7700 - Cell E42) must equal (Funds 10 & 20 - Acct 8700 - Cells C69:D72).	OK
Transfer to Capital Projects Fund (Fund 60 - Acct 7800 - Cell H43) must equal (Fund 10 & 20, Acct 8800 - Cells C73:D76).	OK
4. Summary of Cash Transactions: Beginning Cash Balance on Hand July 1, 2024 (CashSum 5 tab, All Funds) cannot be negative.	
Educational (Fund 10 - Cell C3)	OK
Operations & Maintenance (Fund 20 - Cell D3)	OK
Debt Service (Fund 30 - Cell E3)	OK
Transportation (Fund 40 - Cell F3)	OK
Municipal Retirement/Social Security (Fund 50 - Cell G3)	OK
Capital Projects (Fund 60 - Cell H3)	OK
Working Cash (Fund 70 - Cell I3)	OK
Tort (Fund 80 - Cell J3)	OK
Fire Prevention & Safety (Fund 90 - Cell K3)	OK
Activity Funds (Cell C23)	OK
5. Summary of Cash Transactions: Ending Cash Balance on Hand June 30, 2024 (CashSum 5 tab - All Funds) cannot be negative.	
Educational (Fund 10 - Cell C21)	OK
Operations & Maintenance (Fund 20 - Cell D21)	OK
Debt Service (Fund 30 - Cell E21)	OK
Transportation (Fund 40 - Cell F21)	OK
Municipal Retirement/Social Security (Fund 50 - Cell G21)	OK
Capital Projects (Fund 60 - Cell H21)	OK
Working Cash (Fund 70 - Cell I21)	OK
Tort (Fund 80 - Cell J21)	OK
Fire Prevention & Safety (Fund 90 - Cell K21)	OK
6. Summary of Cash Transactions: Other Receipts (CashSum 5 tab) must equal Other Disbursements (CashSum 5 tab).	
Interfund Loans Payable (Funds 10:60, 80, 90 - Acct 411 - Cells C6:H6, J6:K6) must equal Interfund Loans Receivable (Funds 10:20, 40, 70 - Acct 141 - Cells C15:D15, F15, I15).	OK
Interfund Loans Receivable (Funds 10, 20, 40, 70 - Acct 141 - Cells C7:D7, F7, I7) must equal Interfund Loans Payable (Funds 10:60, 80, 90 - Acct 411 - Cells C16:H16, J16, K16).	OK
7. Estimated Revenue (EstRev 6-11 tab)	
Amounts must be input for revenue.	OK
8. Estimated Expenditures (EstExp 12-20 tab)	
Amounts must be input for expenditures.	OK
9. Itemization Notes: Revenues/Expenditures reported that require note on Itemize 21 tab.	
Include brief note(s) describing revenue source.	OK
Include brief note(s) describing expenditure use.	OK
10. EBF Spending Plan	
All required questions have been answered.	OK

End of Balancing

**Community Unit School District 300 Monthly
Fixed Asset Disposals
09/01/2024**

Date Submitted	Location	Type	Manufacturer / Publisher	Model/Title	Serial #	Tag	Reason for Disposal	Method of Disposal
8/9/2024	DMS	SMART Board	SMART	SB680 SMART Board	sb680-r2-701666	t014814	Broken	Tech Recycle
8/10/2024	JHS	Laptop	Lenovo	L470 laptop	1s20J5S1UD00PF10NLXG	T64399	Yes	Tech Recycle
8/19/2024	JHS	Web cam	Sabrent	Sabrent webcam	N/A	T61543	Yes	Tech Recycle
8/19/2024	JHS	Web cam	Sabrent	Sabrent webcam	N/A	T63761	Yes	Tech Recycle
8/19/2024	JHS	Web cam	Sabrent	Sabrent webcam	N/A	T61525	Yes	Tech Recycle
8/19/2024	JHS	doc camera	Aver	Aver U50 Doc Cam	4.01022E+12	T60697	Broken	Tech Recycle
8/9/2024	DCHS	Projector	NEC	M333XS	5Z00024RA	T39802	Broken	Tech Recycle
8/9/2024	DCHS	Laptop	Lenovo	L480	1s20LTS24V00PF1NQ54Y	T88953	Broken	Tech Recycle
8/9/2024	DCHS	Monitor	Dell	1708FPf	CN0X876H728729656LEU	T015489	Broken	Tech Recycle
8/9/2024	DCHS	Desktop PC	Lenovo	M710s	1S10M8S45S00MJ06RFE5	T65180	Broken	Tech Recycle
8/9/2024	DCHS	Keyboard	Dell	L100	N/A	N/A	Broken	Tech Recycle
8/9/2024	DCHS	Projector lamp	NEC	NP30LP	N/A	N/A	Broken	Tech Recycle
8/9/2024	DCHS	Laptop AC adapter	Lenovo	ADLX90NCC2A	11S36200287ZZ10047A6BR	N/A	Broken	Tech Recycle
8/22/2024	DCHS	Projector	NEC	NP-M333XS	6100444RA	T39469	Broken	Tech Recycle
8/22/2024	DCHS	Projector	Epson	PowerLite 85+	MT5F042628L	T0025725	Broken	Tech Recycle
8/22/2024	DCHS	Projector	NEC	NP-M323X	5X00042RA	T39348	Broken	Tech Recycle
8/22/2024	DCHS	Laptop	Lenovo	L480	PF1515K1	T79759	Broken	Tech Recycle
8/22/2024	DCHS	Laptop	Lenovo	L480	1s20LTS24V00PF1NPB0Y	T89118	Broken	Tech Recycle
8/22/2024	DCHS	Laptop	Lenovo	L490	1s20Q6S2NS00PF25JL2Q	T101226	Broken	Tech Recycle
8/22/2024	DCHS	Projector lamp	NEC	NP33LP	N/A	N/A	Broken	Tech Recycle
8/22/2024	DCHS	Projector lamp	NEC	NP33LP	N/A	N/A	Broken	Tech Recycle
8/22/2024	DCHS	Projector lamp	NEC	NP30LP	N/A	N/A	Broken	Tech Recycle
8/22/2024	DCHS	Projector lamp	NEC	NP30LP	N/A	N/A	Broken	Tech Recycle
8/22/2024	DCHS	Projector lamp	NEC	NP30LP	N/A	N/A	Broken	Tech Recycle
8/22/2024	DCHS	Projector lamp	NEC	NP17LP	N/A	N/A	Broken	Tech Recycle
8/22/2024	DCHS	Smartboard Pen Tray	Smart Technologies	20-00647-21	N/A	N/A	Broken	Tech Recycle
8/23/2024	DCHS	Projector	NEC	NP-M300WS	3300226UH	N/A	Broken	Tech Recycle
8/27/2024	DCHS	Projector	NEC	NP-M333XS	6100211RA	T39506	Broken	Tech Recycle
8/30/2024	DCHS	Projector lamp	NEC	NP30LP	N/A	N/A	Broken	Tech Recycle
8/30/2024	DCHS	Projector lamp	NEC	NP30LP	N/A	N/A	Broken	Tech Recycle
8/30/2024	DCHS	Document camera	Aver	AVerVision U50	4.01022E+12	T60571	Broken	Tech Recycle
8/30/2024	DCHS	Projector	NEC	NP-M333XS	5Y00102RA	T39401	Broken	Tech Recycle
8/6/2024	WCS	Two way Radio	Rayovac	Radio Battery	N/A	UW01	Broken	Tech Recycle
8/6/2024	WCS	Two way Radio	Motorola	Radio Battery	1247AV7A	N/A	Broken	Tech Recycle
8/6/2024	WCS	Two way Radio	Motorola	Radio Battery	1726 AV7A	N/A	Broken	Tech Recycle
8/6/2024	WCS	Two way Radio	Motorola	Radio Battery	1350 AVJA	N/A	Broken	Tech Recycle
8/6/2024	WCS	Two way Radio	Motorola	Radio Battery	1247 AV7A	N/A	Broken	Tech Recycle
8/6/2024	WCS	Two way Radio	Motorola	Radio Battery	1652 BTII	N/A	Broken	Tech Recycle
8/6/2024	WCS	Two way Radio	Motorola	Radio Battery	1932 AT19	N/A	Broken	Tech Recycle
8/6/2024	WCS	Backpack	N/A	Travel Laptop Backpack	N/A	N/A	Obsolete	Refuse
8/9/2024	LITH	Air Purifier	Austin	4 air purifiers HM400-410	N/A	N/A	Obsolete	Metal Recycle
8/9/2024	WCS	Appliance	Whirlpool	Refrigerator	Unable to locate	None	Broken	Metal Recycle
8/9/2024	WCS	Appliance	GE	Broken microwave	Unable to locate	None	Broken	Metal Recycle
8/9/2024	SHES	Furniture	na	Four Drawers on wheels	na	002259	Obsolete	Refuse
8/13/2024	AMS	Technology	HP	HP LaserJet Pro 3001dwe printer	VNB3B33952	None Listed	Broken	Tech Recycle
8/14/2024	DMS	Curriculum	Prentice Hall	18 weeded obsolete Spanish textbooks - America	978-0-13-202836-3	various	Obsolete	Recycle
8/14/2024	DMS	Curriculum	various	DMS 2134 weeded obsolete novels	various	various	Obsolete	Recycle
8/14/2024	HMS	Curriculum	various	HMS 1018 weeded obsolete novels	various	various	Obsolete	Recycle
8/14/2024	HMS	Curriculum	various	HMS 1768 weeded obsolete novels	various	various	Obsolete	Recycle

8/16/2024	GES	Two way Radio	Motorola	Walkie Talkie	546TYV3901	120436	Broken	Tech Recycle
8/19/2024	PVES	Furniture	N/A	2 rectangular tables/ 3 round tables	N/A	N/A	Damaged	Refuse
8/19/2024	LES	Furniture	unknown	Teacher cart (covid Cart)	unknown	NA	Damaged	Refuse
8/19/2024	LES	Furniture	unknown	teacher cart (covid Cart)	unknown	T105580	Damaged	Refuse
8/20/2024	ORS	Furniture	SICO	2 - Long lunch tables w/ attached seats	none	none	Damaged	Refuse
8/21/2024	GVES	Furniture	n/a	Teacher Desk	n/a	no tag	Broken	Refuse
8/21/2024	GVES	Appliance	DANBY	Ice Maker	5.1717E+13	T32970	Broken	Metal Recycle
8/22/2024	HHS	Tools	Blue Point	Blue Point Sand Blaster	DB031890	None	Broken	Metal Recycle
8/22/2024	HHS	Tools	DeWalt	Scroll Saw	CJ29320	None	Broken	Metal Recycle
8/22/2024	HMS	Tools	JET	Belt Sander	1612411	T004486	Broken	Metal Recycle
8/25/2024	DCHS	Tools	Not listed	Press	Not listed	105251	Broken	Metal Recycle
8/26/2024	DFEC	Furniture	Unknown	desk	None	None	Broken	Refuse
8/27/2024	WCS	Furniture	Unknown	30 Rolling student chairs	Unknown	None	Obsolete	Refuse

*Supporting documentation available in the Purchasing Department.

Diane C. White

Diane C. White, Director of Purchasing

9/1/2024

Date



DISTRICT 300

COMMUNITY UNIT SCHOOL DISTRICT NO. 300 BOARD of EDUCATION MEMO

DATE: September 24, 2024

TO: Dr. Martina Smith, Superintendent
Board of Education

FROM: Jennifer Porter
Chief Financial Officer

SUBJECT: Donations Report - September 2024

Presented at the following Board Meetings	
Board Operations Committee	9/10/2024
Policy/Legislative	
School Utilization	
BOE 1st Reading	9/10/2024
BOE 2nd Reading	9/24/2024

Background

Per Board Policy 8:80/8:90, the Donation Report is attached for your review and approval.

Donations Received September 2024

- Chicago Bears Football Club - Monetary - Donation to Dundee-Crown High School Football Program.
- Diamond Physical Therapy & Rehab - Monetary - Donation to student wellness & athletics.
- Community Member - Monetary - Donation to Jacobs High School Volleyball.

Recommendation

The administration recommends approving the donation as presented.

Fiscal Impact

None



DISTRICT 300

COMMUNITY UNIT SCHOOL DISTRICT NO. 300 BOARD of EDUCATION MEMO

DATE: September 10, 2024

TO: Dr. Martina Smith, Superintendent
Board of Education

FROM: Jorge Almodovar
Assistant Superintendent of Schools

Presented at the following Board Meetings	
Board Operations Committee	
Policy/Legislative	
School Utilization	
BOE 1st Reading	9/10/2024
BOE 2nd Reading	9/24/2024

SUBJECT: Boys & Girls Club Dundee Township Facility Rental Agreement (Renewal)

Background

District 300 and the BGCDT have a history of working together to provide additional support for students. The agreement being presented, between the district and the BGCDT, has been reviewed and approved by the district's legal counsel. The agreement outlines the respective rights and responsibilities of the two parties and covers details such as facility use, data-sharing requirements, and the 21st Century Learning Community program specifics.

Administrative Recommendation

The administration recommends approving the agreement between the district and BGCDT as presented.

**AGREEMENT BETWEEN THE BOYS & GIRLS CLUB OF DUNDEE TOWNSHIP AND COMMUNITY
UNIT SCHOOL DISTRICT 300 REGARDING THE 21st CENTURY COMMUNITY LEARNING
CENTER**

This Agreement is between the Board of Education of Community Unit School District 300, Kane, McHenry, Cook, and DeKalb, Illinois (the "School District"), and the governing board of the Boys & Girls Clubs of Dundee Township, an Illinois not-for-profit corporation, Carpentersville, Illinois (the "BGCDT").

I. Background

A. The BGCDT is an Illinois not-for-profit corporation that provides character development, academic/homework support, career readiness, recreation and other enrichment services to school-age children.

B. The BGCDT and the School District are applicants of a federal grant (the "Grant") to establish and operate the 21st Century Community Learning Center (CLC) at various School District schools and which programs and activities shall be referred to hereafter as the "CLC Program."

C. Although the primary purpose of school facilities is for the education of the children of the School District, there are times when certain school facilities are not otherwise needed for school and educational purposes.

D. The School District has determined that should the Grant be awarded, allowing the BGCDT to utilize certain School District facilities to provide the CLC Program to students enrolled in the School District will supplement and enhance the educational experience of its students.

E. The Parties have a history of working cooperatively for their mutual benefit and the Parties desire to further define between themselves their respective rights and responsibilities and to cooperate to the maximum extent permitted by law with respect to the agreements described herein.

II. Facility Use

A. Description of Property The School District is the owner of certain real estate, buildings, and facilities (the "Property"), which is more fully described in Exhibit A, attached hereto, and which may be amended in writing from time to time by mutual agreement of the School District's Superintendent and the BGCDT's Chief Executive Officer without further approval of their respective boards. The BGCDT expressly acknowledges and agrees that the School District may, on occasion, and in its reasonable discretion, unilaterally restrict or reduce the areas of the Property to be used by the BGCDT.

B. Ownership. The School District is the sole owner of the Property, and the BGCDT shall have no right or interest in the Property, except for the right to use the Property as provided in this Agreement.

C. Use of the Property. Subject to the terms and conditions of this Agreement, and in consideration of the agreements herein, the School District agrees to allow the BGCDT certain use of the Property for authorized CLC Program activities.

D. Rental Fees; Charges. In consideration for the enhanced academic benefit provided by BGCDT to the School District by the BGCDT's use of the Property as set forth herein, the BGCDT shall

not be required to pay rental fees, and any additional charges as may be applicable, to the School District in accordance with the School District's Community Use of School Facilities Policy and Administrative Guidelines, as may be amended from time to time.

E. No Financial Compensation. The BGCDT shall not receive any financial compensation from the School District. The BGCDT shall conduct member registration of the CLC Program, and any associated fees and costs for the CLC Program shall be paid directly to the BGCDT by students and their parents or legal guardians.

F. Scheduling of Property Use.

1. The BGCDT's use of the Property shall be limited to those non-school hours when the Property is not required for the School District's use. For example, the Parties anticipate that the BGCDT generally will use the Property (1) during the school year on weekdays in the mornings before school has begun for the day on a basis that will be adjusted seasonally in order to accommodate the School District and BGCDT's programming needs; (2) during the school year on weekdays in the late afternoons after school has released for the day on a basis that will be adjusted seasonally in order to accommodate the School District and BGCDT's programming needs; and (3) during the summer on weekdays from 7:00 am to 5:30 pm. Specific times should be agreed upon and approved by the building principal. It is understood and agreed that the needs of the School District will require its usage of the Property during non-school hours on certain days throughout the school year and summer.
2. A detailed Schedule of Property Use shall be developed by representatives of the School District and the BGCDT and attached to this Agreement as Exhibit B. Changes in the schedule may be approved in writing by mutual agreement of the School District's Superintendent and the BGCDT's Chief Executive Officer without further approval of their respective boards.
3. The BGCDT shall designate a CLC Program Site Director for each school location identified in Exhibit A and shall notify the School District with the contact information for each Site Director. In addition to the obligations hereunder as between the BGCDT and the School District, each BGCDT CLC Program Site Director shall cooperate with the Principal of the corresponding school in connection with the BGCDT's activities, and the Principal of the corresponding school shall cooperate with the BGCDT CLC Program Site Director.

G. Common Areas. Whenever the BGCDT has the right to use the Property under this Agreement, and subject to any scheduling restrictions imposed by the School District, the BGCDT shall be authorized to use on a joint use basis, other common areas of the Property, including the hallways, restrooms, parking areas of the identified schools and any other areas that are incidental to the use of the Property, consistent with this Agreement and approved by the School District (the "Common Areas").

H. Ingress/Egress. The School District hereby grants to the BGCDT rights of ingress and egress solely for the limited purpose of gaining access for the use of the Property and Common Areas, on and over the pathways, sidewalks, driveways, student loading areas, or other means of access to the Property as designated by the School District whenever the BGCDT has the right to use such Property or Common Areas under this Agreement. The BGCDT shall have no right to use any portion of the Property, other schools of the School District, or other School District property, except as specified in Exhibit A, this Agreement, or as permitted by the School District.

I. Custodial Services. The School District shall provide its usual and customary custodial services to the Property in accordance with the School District's regularly scheduled working hours or at the discretion of the School District. Fees for overtime custodial services may be assessed to the BGCDT in accordance with School District policies and procedures.

J. Repair and Replacement. At the close of each instance of use, the BGCDT shall leave the Property in substantially the same condition as at the outset of each instance of use, ordinary wear and tear excepted. The BGCDT shall be responsible for the cost of repair and/or replacement of any damage to the Property, or any other School District property, including without limitation fixtures and furnishings, which occurs because of or in connection with the use of the Property by the BGCDT or its employees, volunteers, participants, or agents. The BGCDT shall reimburse the School District for any costs it incurs related to damage caused by the BGCDT within 14 days after the School District sends a written invoice to the BGCDT.

K. No Improvements. The BGCDT shall not modify, alter, or place permanent fixtures or improvements upon School District property in any way without the prior express written approval by the School District.

L. Supervision. The School District shall have no responsibility whatsoever for supervising any CLC Program activities and/or Property use hereunder by the BGCDT, its employees, volunteers, participants and/or agents. The BGCDT shall be solely responsible, at its own expense, for providing adequate adult supervision in connection with its use of the School District's Property. The BGCDT acknowledges and assumes complete responsibility for the staff or volunteers used to supervise its activities hereunder.

M. Use Policies. The use policies of the School District, including without limitation the School District's Facility Rental Guide, shall apply to all users of the Property, including use by the BGCDT.

N. Facility Use Only. The BGCDT expressly acknowledges and agrees that this Agreement with the School District is solely for use of the Property. All employees or volunteers supervising or implementing activities under this Agreement shall be BGCDT employees or volunteers, and the School District shall not be responsible in any way for employment of personnel to implement or supervise the CLC Program on the School District property nor for any employment-related benefits. The BGCDT shall represent the CLC Program as BGCDT programs and at no time shall represent any sponsorship or other involvement by the School District other than provision of facilities.

O. Required Waiver. Prior to providing any CLC Program or activity on the Property, the BGCDT shall obtain a Waiver, Release, Indemnity, and Hold Harmless Form, in substantially the form of Exhibit C, attached hereto, signed by the participating student and his/her parent or legal guardian, and shall forward a signed copy to the School District's Chief Operations Officer or designee.

P. Background Investigations. The BGCDT shall not send to any school building or school property any employee or agent who would be prohibited from being employed by the School District due to a conviction of a crime listed in 105 ILCS 5/10-21.9 or who is listed in the Illinois Sex Offender Registry or the Illinois Murderer and Violent Offender Against Youth Registry. The BGCDT shall check if an employee or agent is listed on the Illinois Sex Offender Registry or the Illinois Murderer and Violent Offender Against Youth Registry at least quarterly and will provide a report to the School District as proof that these checks have occurred. The BGCDT will conduct background checks of their staff pursuant with Boys and Girls Club of America requirements prior to the

employee working on school property. In addition, BGCDT shall make every employee who will be sent to any school building or school property available to the School District for the purpose of submitting to a fingerprint-based criminal history records check pursuant to 105 ILCS 5/10-21.9.

In accordance with Illinois School Code 5/22-94, the BGCDT agrees to: (1) prohibit any of its employees from having direct contact with children or students through the BGCDT program if the BGCDT has not performed a sexual misconduct related employment history review (EHR) of the employee or if the District objects to the employee's assignment based on the employee's involvement in an instance of sexual misconduct as provided in 5/22-94(j)(3), which the BGCDT is required to disclose.

Q. Promotional Materials; News Releases. The School District shall permit the BGCDT to use the School District's name in describing the location of the CLC Program, provided that the BGCDT shall not represent the School District in any way except as expressly provided herein.

R. Employment Laws: The BGCDT will comply with all state and federal employment laws.

III. CLC Program

A. CLC Program Specifics. The specifics of the CLC Program and the Parties' obligations related to the CLC Program are described in detail in Exhibit D to this Agreement. The provisions of Exhibit D may be amended from time to time by the School District's Superintendent and the BGCDT's Chief Executive Officer without further approval of their respective boards.

B. Data Sharing Requirements. The School District intends on sharing student data with BGCDT subject to the provisions contained in Exhibit E to this Agreement.

IV. General
Terms

A. Incorporation of Recitals and Exhibits. The recitals and Exhibits to this Agreement are hereby incorporated as if set forth fully herein.

B. Term of Agreement. This Agreement shall commence _____ 2024 and shall conclude on June 30, 2025. The Parties may agree in writing to extend this Agreement for an additional term. If, however, the Grant is not awarded, either Party may immediately terminate the Agreement.

C. Termination. Either Party may terminate this Agreement for any reason upon six (6) month's advance written notice to the other Party. Additionally, if, during this Agreement, the School District's situation changes to necessitate the use of all or portions of the Property for School District purposes, the School District reserves the right to cancel the BGCDT's use of the Property and terminate this Agreement with written notice to the BGCDT three (3) months in advance of termination of the BGCDT's use of the Property. The Parties agree this provision is not intended to allow the School District to terminate the BGCDT's use of the Property where the School District has no demonstrable bona fide educational need.

D. Default

1. If one Party believes the other to be in default under this Agreement, that Party acting through its chief administrator, shall notify the other Party in writing and allow the other Party thirty (30) days from the date of receipt of the notice to cure the default. If the default is not then cured, the Party having sent the notice of default may terminate the Agreement by serving written notice on the other Party effective thirty (30) days after receipt of the notice by the other Party.
2. In the event of emergency, safety issue, or failure to maintain insurance, or any other condition that constitutes a substantial threat to the health or safety of students, employees, or others at the School District, as determined by the School District in its sole reasonable discretion, the School District may immediately suspend the BGCDT's activities hereunder until such condition has been remedied to the School District's satisfaction in accordance with this Agreement.

E. Indemnification. To the fullest extent permitted by law, the BGCDT shall indemnify, defend and hold harmless the School District, the Board of Education and its members, employees, volunteers, and agents, and their successors and assigns, in their individual and official capacities (collectively the "School Indemnitees"), from and against any and all liabilities, loss, claim, demand,

lien, damage, penalty, fine, interest, cost, and expense, including without limitation, reasonable attorneys' fees and litigation costs, incurred by any of the School Indemniteses for (i) injuries to persons or for damage, destruction or theft of property arising out of any activity of the BGCDT, or any act or omission of the BGCDT or of any employee, agent, volunteer, or invitee of the BGCDT, in or about the Property, the Common Areas or other School District property; (ii) the BGCDT's violation of the terms of the Grant; (iii) the BGCDT's violation of law; or (iv) the BGCDT's breach of the Agreement.

F. Insurance. The BGCDT, at its sole cost and expense, and for the benefit of the School District, shall carry and maintain the following insurance:

1. Comprehensive general liability and property damage insurance, insuring against all liability of BGCDT related to this Agreement, with a minimum combined single limit of One Million Dollars (\$1,000,000.00) per occurrence and Two Million Dollars (\$2,000,000) general aggregate;
2. Professional Liability Insurance with limits in the per claim amount of not less than Two Million Dollars (\$2,000,000) and the annual aggregate of not less than Three Million Dollars (\$3,000,000);
3. Automobile liability Insurance with a combined single limit of One Million dollars (\$1,000,000);
4. Workers' Compensation Insurance covering all costs, statutory benefits, and liabilities under State Workers' Compensation and similar laws for BGCDT's respective employees; and
5. Sexual abuse and molestation insurance with a combined single limit of One Million dollars (\$1,000,000).
6. Umbrella liability insurance with a minimum combined single limit of One Million dollars (\$1,000,000) per occurrence and One Million Dollars (\$1,000,000) general aggregate.

All insurers shall be licensed by the State of Illinois and rated A+-VII or better by A.M. Best or comparable rating service. The comprehensive general liability, sexual abuse and molestation, and property damage insurance policy shall name the School District, its Board, Board members, employees, agents, and successors as an additional insured on a primary noncontributory basis with a waiver of subrogation in favor of the School District. The BGCDT shall provide the School District with certificates of insurance and/or copies of policies reasonably acceptable to the School District evidencing the existence of the coverage described above, including form and deductibles, during the duration of this Agreement. The failure to provide acceptable insurance shall be deemed a breach of this Agreement entitling the School District to terminate this Agreement immediately. All policies of insurance shall provide by endorsement that no coverage may be canceled, terminated, or reduced by the insuring company without the insuring company having first given at least 30 days prior written notice to the School District by certified mail, return receipt requested.

G. No Waiver of Tort Immunity Defenses. Nothing contained in this Agreement, or in any other provision of this Agreement, is intended to constitute nor shall constitute a waiver of the defenses available to the School District under the Illinois Local Governmental and Governmental Employees Tort Immunity Act, with respect to claims by third parties.

H. Relationship of the Parties; No Third-Party Beneficiaries. Nothing in this Agreement shall be construed to consider any Party or its respective employees, volunteers, or agents as the agents or employees of any other Party. Nothing contained in or done pursuant to this Agreement shall be construed as creating a partnership, agency, joint employer, or joint venture relationship between the School District and the BGCDT. No Party shall become bound, with respect to third parties, by any representation, act, or omission of the other Party. No claim as a third-party beneficiary under this Agreement by any person, firm, or corporation shall be made or be valid against the School District.

I. Notices. Any notice or communication permitted or required under this Agreement shall be in writing and shall become effective on the day of mailing thereof by first class mail, registered or certified mail, postage prepaid, addressed:

If to the BGCDT: CEO 20 S. Grove St., Suite 201 Carpentersville, IL 60110	If to the School District: Superintendent 2550 Hamish Drive Algonquin, IL 60102
--	--

J. No Assignment. No Party may assign any rights or duties under this Agreement without the prior express written consent of the other Party.

K. Successors. This Agreement shall be binding upon the successors of the Parties' respective governing boards.

L. Entire Agreement. This Agreement shall constitute the entire agreement of the Parties hereto with respect to the CLC Program and activities hereunder, and this Agreement supersedes any prior agreements and understandings, whether written or oral, formal, or informal.

M. Amendments. This Agreement may not be amended except by means of a written document signed by authorized representatives of the Parties.

N. Construction. The provisions of this Agreement have been negotiated, written, and reviewed by the Parties in consultation with legal counsel. None of the provisions of this Agreement shall be construed against a Party merely because that Party was or is the principal drafter.

O. Captions. The captions of this Agreement are for convenience only and are not to be construed as part of this Agreement and shall not be construed as defining or limiting in any way the scope or intent of the provisions of the Agreement.

P. Calendar Days and Time. Unless otherwise provided in this Agreement, any reference in this Agreement to "day" or "days" shall mean calendar days and not business days. If the date for giving of any notice required to be given, or the performance of any obligation, under this Agreement falls on a Saturday, Sunday, or federal holiday, then the notice or obligation may be given or performed on the next business day after that Saturday, Sunday, or federal holiday.

Q. Compliance with Laws. The BGCDT shall comply with all applicable local, county, State, and federal laws, and regulations, including without limitation those regarding the provision of recreational and enrichment programs, facilities, and student confidentiality.

R. Governing Law. This Agreement shall be governed and construed in accordance with the laws of the State of Illinois without regard to conflict of law principles. Jurisdiction and venue for all disputes shall be the Circuit Court located in McHenry County, Illinois, or the federal district court for the Northern District of Illinois.

S. Provisions Severable. If any term, covenant, condition, or provision of this Agreement is held by a court of competent jurisdiction to be invalid, void, or unenforceable, the remainder of the provisions shall remain in full force and effect and shall in no way be affected, impaired, or invalidated.

T. Counterparts. This Agreement may be executed in any number of counterparts, each of which shall constitute an original, but altogether shall constitute one and the same Agreement.

U. Authority to Execute.

1. School District. The School District hereby warrants and represents to the BGCDT that the persons executing this Agreement on its behalf have the full and complete right, power, and authority to enter into this Agreement and to agree to the terms, provisions, and conditions set forth in this Agreement and that all legal actions needed to authorize the execution, delivery, and performance of this Agreement have been taken.
2. BGCDT. The BGCDT hereby warrants and represents to the School District that the persons executing this Agreement on its behalf have the full and complete right, power, and authority to enter into this Agreement and to agree to the terms, provisions, and conditions set forth in this Agreement and that all legal actions needed to authorize the execution, delivery, and performance of this Agreement have been taken.

V. Effective Date. This Agreement shall be deemed dated and become effective on the date the last of the Parties signs as set forth below the signature of their duly authorized representatives.

Boys & Girls Clubs of Dundee Township



Signature

Chief Executive Officer

Title

September 5, 2024

Date

Community Unit School District 300

Signature

Superintendent

Title

Date

EXHIBIT A

Description of the School District Property

[List schools and facilities within the schools that are subject to the Agreement.]

EXHIBIT B

Schedule

[To be approved by the Superintendent and CEO]

EXHIBIT C

Waiver, Release, Indemnity, & Hold Harmless

We, the undersigned parents/guardians of _____ (the "Student"), a student in Community Unit School District 300 (the "School District"), hereby give our full permission for the Student to participate in

the Boys & Girls Clubs of Dundee Township (the "BGCDT") 21st Century Community Learning Center program (the "CLC Program") in facilities and/or schools owned by the School District. We understand that this is a voluntary activity, and is solely provided, supervised, and sponsored by the BGCDT and not by the School District. Further, we acknowledge that the School District has no responsibility for such activity and that the School District will not provide supervision.

For and in consideration of the School District permitting the Student to participate in programs conducted by the BGCDT, we hereby waive, release, and warrant that we shall not bring any claim, by lawsuit or otherwise, against the School District, its Board of Education or its members, officers, employees, agents, and volunteers directly or on behalf of the Student or any other person in connection with the Student's participation in the CLC Program. By signing below, the Student has joined in this agreement, commitment, waiver, release, and acceptance of responsibility.

We further agree to indemnify and hold harmless the School District, its Board of Education and its members, officers, employees, agents, and volunteers (the "Indemnitees") from any claim, loss, or expense whatsoever, including without limitation reasonable attorneys' fees, brought against or suffered by any of the indemnitees due to any injury or loss suffered by the Student or us in connection with the Student's participation in the CLC Program, or as a result of the Student's acts or omissions in connection with this participation, or arising out of a claim directly or indirectly related to this participation brought by any other person and arising out of the Student's acts or omissions.

If any term, covenant, condition, or provision of this waiver, release, indemnity and hold harmless is held by a court of competent jurisdiction to be invalid, void, or unenforceable, the remainder of the provisions shall remain in full force and effect and shall in no way be affected, impaired, or invalidated.

Parent/Guardian Name: _____

Parent/Guardian Signature: _____ Date: _____

Student First Name: _____ Student Last Name: _____

School: _____ Grade level: _____ ID#: _____

EXHIBIT D

CLC Program Specifics

- A. BGCDT Responsibilities. BGCDT will provide the following for the CLC Program:
- Direct program administration and operational oversight.
Hiring/training of all necessary personnel for the site's operation all of whom will be subject to School District administered criminal background checks.
 - The BGCDT will collaborate with the School District in the hiring decision of the CLC Program Site Director.
 - On-site program supervision.
 - Tracking of enrollment, program participation.
 - Purchasing/managing necessary supplies and materials needed for program operation.
 - Program recruitment activities and enrollment, in collaboration with the School District.
 - Data-gathering including specific evaluation data-gathering required of the CLC Program.
 - Shared program planning based on the proposed services, in collaboration with the School District.
 - Transportation, including daily trips home from the school site.
 - Use of BGCDT facilities as needed to enhance the CLC Program and hold special activities. during times school space is not available.
 - Shared use of BGCDT club equipment and staffing resources.
 - Fiscal oversight, including bookkeeping/accounting and fiscal reporting services.
 - Training of site leadership and overall training goals.
 - All required programmatic and fiscal reporting to the Illinois State Board of Education.
 - Boys & Girls Clubs of America program curriculums.
 - Technical assistance in all programmatic and fiscal areas.
 - Evaluation services and oversight of data-gathering activities.
 - Compliance responsibilities.
- B. School District Responsibilities. The School District will provide the following for the CLC Program:
- In accordance with the governing agreement, provide space in School District facilities for the CLC Program. The school district will provide a minimum of 3 classrooms in addition to space for physical fitness and food service.
 - Shared use of the following school equipment and supplies: school-issued laptops, as well as additional educational resources mutually deemed beneficial for academic enrichment activities.
 - Collaboration and assistance in specific data-gathering efforts related to evaluation, such as collection of teacher surveys.
 - After-school snacks provided through the USDA food program operated by the specific School District school for students attending the program.
 - Collaboration of school staff in planning and implementation of programs, including the involvement of the school's curriculum specialists in identifying appropriate academic improvement tools to enhance the school day curriculums; assignment of a lead staff person as CLC liaison for the School District school; establishment of regular meeting

schedules for sharing information; collaboration on parent services through involvement of the school's parent liaison, involvement in school activities to assist with recruitment, etc. Payment will be made by BGCDT to D300 for the lead staff person for the school CLC liaison role defined above as mutually determined by the BGCDT and the School District in writing.

- Providing and/or helping recruit teachers, as either employees of the School District or contractors to and paid by BGCDT, to provide tutoring and academic support services as defined and agreed in the program plan. BGCDT shall reimburse the School District for all expenses related to this bullet monthly from the proceeds of the Grant, or directly pay the teachers as mutually determined by the BGCDT and the School District in writing.

C. Mutual Responsibilities.

- The CLC Program Director and respective School Principal will meet at least monthly to discuss CLC Program implementation, student progress, and challenges.
- A representative of the School District and the BGCDT will confer at least quarterly to assess progress of CLC Program objectives, modify the CLC Program plan, if necessary, promote participation of CLC Program partners and develop and implement the CLC Program's sustainability plan.
- The School District and the BGCDT will work together to endeavor to sustain the CLC Program after the expiration of the Grant.

D. Coordination of Academic Activities

- The CLC Program Site Director, the school site's CLC Liaison and the School Principal, or their designated lead staff person, will lead the linkage between the school-day and the CLC Program.
 - The CLC Liaison will be a certified teacher, compensated by BGCDT.
- Communication and collaboration between the school-day and after-school program will be accomplished through attendance of the CLC Program Site Director at agreed upon school staff meetings, such as curriculum meetings and teacher staff meetings, and the CLC Program Site Director's inclusion in school committees and activities.
- The BGCDT's Academic Coordinator will lead the alignment efforts of the academic portion of the CLC Program, under the supervision of the CLC Program Site Director and in consultation with the CLC Liaison and School Principal or their designee.
- The BGCDT Academic Coordinator will also work closely with teachers, the CLC Program Site Director, and site staff on school learning goals, student achievement and learning tools; help support specific learning goals of targeted students and files of academic information on enrolled youth; plan the schedule for the academic portion of the CLC Program; support lesson plans and prepare learning tools tied to state learning standards and monitor academic progress.
- Together, teachers employed/compensated by the BGCDT and compensated under the CLC grant and CLC Program site staff will review student progress, under the leadership of the CLC Program Site Director, assisted by the BGCDT Academic Coordinator and working in collaboration with CLC Liaison.
- Teachers employed by the CLC Program and compensated under the CLC grant will share curriculum plans and collaboratively plan after-school activities that complement and reinforce school-day learning. CLC and school day staff will hold joint in- services on homework assistance, skill-building, positive youth development facilitated by the BGCDT Academic Coordinator. School staff will work with parents and the BGCDT to recruit students for the CLC The School District and the BGCDT will collaborate on student transportation plans.

- D. Student Selection. Students will be chosen for the CLC Program in the following manner:
- Each participating school will work with BGCDT and D300 Admin to provide data following Exhibit E.
 - The list will be shown to a team of school staff recommended by the Principal, including the family school liaison. Based on their knowledge of specific youth and their families' situations, the group will also list other known needs of the targeted students.
 - This team will then prioritize which students will be in the first tier targeted for enrollment, based on the targeted number of youths to be served, indicating that those students have multiple academic needs (both reading and math weaknesses, and potentially others), along with other family and neighborhood risk issues such as family poverty, neighborhood crime, etc.
 - The CLC Program Director will work with a designated School District staff person assigned by the School Principal, to provide information on the program to targeted students and communicate with their families.
 - BGCDT administration will agree to take a CUSD 300 data privacy course to develop an understanding implication of student data.
- E. CLC Program Advisory Committee. The BGCDT will form a CLC Program advisory committee with representation from each school site, school administration, faculty, and staff, a BGCDT representative, parents, and community partners to ensure goals are met. The advisory committee shall meet at least quarterly, give direction, incorporate evaluation outcomes for continuous program improvement, and help plan family activities, and assist with sustainability.

EXHIBIT E

Data Sharing Requirements

A. BGCDT Data Collection. The BGCDT will manage data-gathering plans as part of its management of the CLC Program site. The BGCDT will gather data daily by, which it will track enrollment, demographics, attendance, and participation of students and parents. On a monthly basis, data on attendance and participation will be provided to the School District, and relevant school. In the spring, site staff, under the leadership of the CLC Program Site Director and with the assistance of the Academic Coordinator, will implement the data gathering plan, which indicates start dates of February 1st for beginning the process of data collection, starting with planning meetings, and continuing through actual data collection of teacher and youth surveys by May 20th each year. Teacher meetings will be utilized to describe to teachers the need for and distribution and collection plan for surveys. All student report cards will be collected by the Academic Coordinator working with the CLC Program site director and School Principal or their designee and will be turned into the BGCDT by June 30th. Subject to this Exhibit, the School District will provide the ISAT scores in early fall by to the Academic Coordinator, when released, and to the BGCDT by September 30th, if available. Reports on the evaluation results will be provided to the School Principal, Superintendent and the CLC Program Site Director by November 30th.

B. School District Data. As used in this Exhibit, "School District Data" includes:

- "Personally Identifiable Information" and "Education Records" of students as defined in regulations implementing the Family Educational Rights and Privacy Act ("FERPA"), 34 C.F.R. § 99.3; and
- "School Student Records" as defined in the Illinois School Student Records Act ("ISSRA"), 105 ILCS 10/2(d);
- All other non-public information, including student data, metadata, and user content, of the School District's students.
- As set forth in Section A above, it is contemplated that BGCDT will have access to the following School District Data, provided the required consents contemplated in Section D below are completed. Information can be compiled by the School District and BGCDT:
 - o Student and parent names, student demographics, attendance, and participation in the CLC Program
 - o Student report cards
 - o ISAT scores
 - o IEP/504
 - o Behavior Plans
 - o iReady and istation scores and module progress
 - o IAR

C. Compliance with Law. The BGCDT agrees that all sharing, use, and storage of School District Data will be performed in accordance with all applicable Federal and State laws. The BGCDT

agrees that it will comply with all applicable laws and refrain from using School District Data in any way prohibited by any law, whether such requirements are specifically set forth in this Agreement. Applicable laws may include, but are not limited to, FERPA and ISSRA; SOPPA; the Protection of Pupil Rights Amendment (“PPRA”), 20 U.S.C. 1232 h; and the Illinois Children’s Privacy Protection and Parental Empowerment Act (“CPPPEA”), 325 ILCS 17/1 et seq.

D. BGCDT Use of Data. The BGCDT may use and disclose the School District Data only for the purposes described in the Agreement and only in a manner that does not violate local, state, or federal privacy laws and regulations. The type of data and how it is to be used is set forth in Section B above and Exhibit E-1 to this Exhibit. Student IEP or 504 release to the BGCDT requires the student’s parent or guardian to complete the School District’s Student Information Release Form attached as Exhibit E-4 and submitted to the school Principal. Upon receipt of the release form, the school Principal will submit the release form to the District Educational Specialist for processing. Prior to having access to School District Data, the BGCDT shall obtain and provide to the School District a form in substantially the form of the consent form attached as Exhibit E-2 signed by the student’s parent/guardian or student if 18 years or older.

E. School Officials Requirements. The BGCDT acknowledges that it is acting and designated as a “school official” or “official of the school” with a “legitimate educational interest” in the School District Data as those terms are used in FERPA and ISSRA (a “School Official”). The BGCDT agrees to abide by the limitations and requirements applicable to a School Official. The BGCDT agrees it is performing an institutional service or function for which the school would otherwise use employees and is under the direct control of the school with respect to the use and maintenance of the School District Data. The BGCDT agrees that it will use the School District Data only for authorized purposes and will comply with all limitations and requirements imposed on a School Official under FERPA and ISSRA, including the requirements that the BGCDT: (1) collect and use School District Data only for the purpose of fulfilling its duties under this Agreement and only for the benefit of the School District and its end users; (2) will not share, disclose, or re-disclose the School District Data to any third party or affiliate except as permitted by FERPA and ISSRA, otherwise authorized in writing by the School District, or pursuant to a court order; (3) will not use School District Data (including metadata) for advertising or marketing purposes unless such use is specifically authorized by this Agreement or otherwise authorized in writing by the School District.

F. Internal BGCDT Disclosure. The BGCDT attests that only individuals or classes of individuals who are essential to perform the work under the Agreement will have access to the School District Data and that those individuals and classes of individuals will be familiar with and bound by this Agreement and relevant law. The BGCDT shall cause each officer, director, employee, subcontractor, and other representative who will have access to any School District Data during the term of the Agreement to comply with all legal requirements applicable to the School District Data, including but not limited to those outlined in this Agreement and under relevant law.

G. Data Return/Destruction. Upon expiration of the term of the Agreement, upon the earlier termination of the Agreement for any reason, at a time when some or all the School District Data is no longer needed for purposes of the Agreement, or upon the School District’s request, the BGCDT covenants and agrees that it promptly shall return to the School District all School District Data in the BGCDT’s possession and control. If return of the School District Data is not feasible or if the School District agrees, then the BGCDT shall destroy the School District Data.

H. Data Breach. For purposes of this section, “data breach” means the unauthorized disclosure of data, unauthorized provision of physical or electronic means of gaining access to data that compromises the security, confidentiality, or integrity of School Student Data, or other unauthorized access, alteration, use or release of School District Data, as well as any other

circumstances that could have resulted in such unauthorized disclosure, access, alteration, or use.

- i. In the event of a data breach, the BGCDT agrees to the following: (1) notify

the School District by telephone and email within the most expedient time possible and without unreasonable delay, but no later than 24 hours after the determination that a breach has occurred; (2) at the time notification of the breach is made, provide the School District with the name and contact information for an employee of the BGCDT who shall serve as the BGCDT's primary security contact; (3) assist the School District with any investigation, including interviews with BGCDT employees and review of all relevant records;

(4) provide the School District within the most expedient time possible and without unreasonable delay, and in no case later than fifteen (15) days after notification to the School District that a data breach occurred, the number of students whose covered information is involved in the breach; the date, estimated date, or estimated date range of the breach; a description of the covered information that was compromised or reasonably believed to have been compromised in the breach; and contact information for the person who parents/guardians may contact at the BGCDT regarding the breach; and (4) assist the School District with any notification the School District deems necessary related to the security breach. The BGCDT agrees to comply with the terms of this Section regardless of whether the misuse or unauthorized release of School District Data is the result of or constitutes a material breach of this Agreement.

- ii. The BGCDT shall not, unless required by law, provide any notices except to the School District without prior written permission from the School District.

H. Data Breach Indemnification. The BGCDT shall reimburse and indemnify the School District for all costs imposed on the School District or reasonably undertaken by the School District at its discretion associated with a data breach, including but not limited to reimbursement of costs associated with notifying individuals whose information was compromised and notifying required regulatory agencies; fees paid to provide credit monitoring to impacted individuals; legal fees, audit costs, fines, and any other fees or damages reasonably undertaken by or imposed against the School District as a result of the security breach; and any other notifications, legally mandated responses, or responses reasonably undertaken by the School District in response to the breach.

5

EHHIBIT E-1

School District Data

Data Requested	Why data is needed for members	How will staff use the data	Who is responsible for gathering and compiling the data?	When will the data be requested and collected?
Attendance	Student attendance is directly related to student performance. School attendance for BGCDT members identifies which members need encouragement to improve their school attendance. BGCDT will require attendance data as documented on the student's report cards, specifically number of days absent.	The data will be used to identify which students are not attending school on a regular basis. Steps, such as encouragement, discussions with parents, and assistance in troubleshooting obstacles that hinders attendance can be brought into focus.	BGCDT Site director will request the data from the building level registrar.	When reports cards are processed (quarterly unless the School District changes its reporting schedule).

Behavior	<p>Student behavior in the classroom and during the school day is often witnessed by BGCDT during the after school program. Consistency in addressing the behaviors allows for the greatest positive changes. By understanding member's challenging behaviors during school and understanding the methods used to redirect (such as behavior charts, incentives/rewards, language/verbiage used), BGCDT can model these same behavior changing methods to allow for</p>	<p>Staff will use the behavior data to understand a member's challenges. By understanding them, BGCDT staff will be able to create an environment that is better suited for the member and use techniques that are successful in the classroom. For example, if the member has outbursts during transitions, techniques can be shared and implemented ahead of time, thus avoiding a member outburst. BGCDT practices positive reinforcement and will only use the data to help the member have better outcomes. Data will never be used to shame, or</p>	<p>BGCDT Site director will request the data from the school's Principal.</p>	<p>Requests for student behavior plans and strategies for improvement will be requested as needed. BGCDT will attempt to limit requests for this data only during monthly Principal/BGCDT meetings unless a student's behavior requires immediate attention.</p>
----------	---	---	---	--

consistent guidance for the members.

diminish a member's sense of self. Data will be kept confidential from other members and only shared with staff working directly with the member.

iReady and IStation

One of the 21" CCLC grant objectives is increasing academic performance by 10%. Because semester and annual grades may not fluctuate much and do not offer a detailed picture of student strengths and deficiencies, a method for capturing measurable academic growth is needed. iReady and IStation identify specific areas in math and ELA that the community learning center can design programs to support member growth and increase performance. BGCDT will require overall student scores and all domains to identify specific areas to focus.

Staff will use the data to identify what level members are and which members need the most help with math and reading. BGCDT staff can spend extra time with these members to work on their skills. BGCDT can also match members who need support with teachers who are trained in math and ELA to further help these members during after school hours. Furthermore, BGCDT can motivate and incentivize members to put in more effort and time to perform better on iReady using prizes, rewards, moral support, etc.

D300 Central Office

After each benchmark period (which is currently 3 times a year):

Oct. 31

Feb 28

June 1

IAR (or similar)	The 21* ^t CLC grant is designed to support student academic growth and improvement. BGCDT after school program, funded by 21 st CLC, is intended to support the school in making gains in student academic performance. IAR is the	This measurement will be used for grant reporting purposes.	D300 will identify.	Once a year when data is available
-------------------	--	---	---------------------	------------------------------------

measurement that ISBE uses to assess a school's performance. The scores will be used to measure BGCDT impact on supporting the goal of improving the school and student's performance.

Quarterly grade reports

Grade reports are the standard measurement required for 21st CLC grant reporting. This measurement is required to track students who are funded by the grant.

This measurement will be used for grant reporting purposes.

D300 will identify.

Quarterly

IEP/504

An IEP outlines specific items needed to support a student to achieve positive outcomes. BGCDT wants the same positive outcomes for the student while at Club. Some students may require support identified in an IEP. Some supports such as strategies for communication, or scheduling student breaks are strategies that can help a student be successful at Club.

IEP data will only be requested on a case-by-case, as-needed basis. IEP data will be used to support a member to have the most positive experience at Club as possible. BGCDT understands the confidentiality of an IEP and the information within will only be shared with staff who directly work with the member.

The Club member/student's legal guardian will be required to fill out the D300 Release of Information Form (exhibit E-4) and indicate BGCDT is allowed to receive a copy of the student's IEP.

Once the form is received, the BGCDT Site director will turn in the release form to the School Principal. The Principal will turn in the form to the Educational Specialist to process.

IEP data will only be requested on a case-by-case, as-needed basis.

EXHIBIT E-2

Student Data Sharing Consent Form

I hereby give permission to the staff at _____

School Name

to issue and share the information listed below for _____

Student's First and Last Name

Student's ID Number: _____

Permission is hereby authorized for the Boys and Girls Club of Dundee Township to obtain the following information:

- Student Attendance
- Student Grades
- Student Behavior Plan
- Student assessment scores including iReady, istation, IAR, or other math, language arts, social science, or science assessments
- Student ID/ISBE #
- Student parent or guardian contact information including address, email, employer, and contact numbers
- Free or reduced lunch status

Student's Signature (if 18 or older)

_____ Date

Parent/Legal Guardian's Signature _____

Date ____/____/____

EHHIBIT E-4

D300 Student Information Release Form



Community Unit School District
300
2550 Hamish Drive
Algonquin, IL 60102
P - 847.551.8300 F —
847-551-8433

Authorization for Use and Disclosure of Protected Health Information and Education
Records

Patient/Student Name: _____ Date of Birth: _____

I hereby authorize: _____

To disclose protected health information and/or educational records to (include first and last name):

For the purpose of: _____

The receiving/sending agency or person shall agree to comply with the provisions of the Family Educational Rights and Privacy Act as it relates to the indicated records. I have been advised as to my rights to inspect copy and challenge the contents of the records that are to be released and to limit consent to designated records or designated portions of information within the records. I further realize that I can revoke authorization for release at any time. This release is valid for one year from date signed. Pertinent information within the initiated areas is sought:

Students Temporary Records

____ Psycho-educational Records

____ Special Education Files

____ Anecdotal Records

____ Disciplinary Record

____ Social History

____ Other

Records Outside Agency

____ Intake/Discharge Summaries

____ Medical Records

____ Diagnostic Information

____ Developmental Records

____ Psychological/Psychiatric

____ Other

Parent/Guardian Signature

Date

Witness Signature (Required to Release Mental Health
Records)

Date

Student Signature (Required if Student is 12 Years or
Older)

Date



DISTRICT 300

COMMUNITY UNIT SCHOOL DISTRICT NO. 300 BOARD of EDUCATION MEMO

DATE: 9/10/2024

TO: Dr. Martina Smith, Superintendent
Board of Education

FROM: Eberto Mora
Assistant Superintendent of
Human Resources

Presented at the following Board Meetings	
Board Operations Committee	
Policy/Legislative	
School Utilization	
BOE 1st Reading	9/10/2024
BOE 2nd Reading	9/24/2024

SUBJECT: Compensation Compliance Reporting

Background

Sections 10-20.47 and 34-18.38 of the School Code [105 ILCS 5/10-20.47 and 5/34-18.38] require school districts to report administrator and teacher salary and benefits to the Illinois State Board of Education (ISBE): “Each school board shall report to the State Board of Education, on or before October 1 of each year, the base salary and benefits of the district superintendent [or the general superintendent of schools or chief executive officer] and all administrators and teachers employed by the school district. For the purposes of this Section, “benefits” includes without limitation vacation days, sick days, bonuses, annuities, and retirement enhancements.

Prior to this annual reporting to the State Board of Education, the information must be presented at a regular school board meeting, subject to applicable notice requirements, and then posted on the Internet website of the school district, if any.”

Public Act 97-0256 subsequently amended the School Code to 1) incorporate October 1 as the new reporting deadline and 2) add requirements for the information to be presented at a regular school board meeting and then posted on the district’s website.

Administrative Recommendation

The Administration recommends approval of the reports as presented.

Fiscal Impact

There will be no financial impact to any District 300 employee.

EIS Administrator and Teacher Salary and Benefits Report - School Year 2024

8/28/2024 4:12 pm

CUSD 300
2550 Harnish Dr, Algonquin, IL 60102
310453000260000

Selection Criteria: (Employer) Employees = All

Name	Position	Base Salary	FTE	Vacation Days	Sick Days	Bonuses	Annuities	Retirement Enhancements	Other Benefits
ABOY, CRISTINA	202-Bilingual Education Teacher	\$89,619.92	1.00	0	12	\$0.00	\$0.00	\$6,987.00	\$7,261.08
ADAMCZYK, LAURA	250-Special Education Teacher	\$57,526.04	1.00	0	12	\$0.00	\$0.00	\$4,484.75	\$12,883.32
ADAME, SHILOH	200-Teacher	\$87,864.14	1.00	0	12	\$0.00	\$0.00	\$6,850.00	\$18,248.28
ADAMS, BAILEY	200-Teacher	\$49,173.02	1.00	0	12	\$0.00	\$0.00	\$3,833.75	\$11,006.76
ADAMS, BELINDA	250-Special Education Teacher	\$86,387.60	1.00	0	12	\$0.00	\$0.00	\$6,735.00	\$18,928.68
ADAMS-WHITSON, VICKI	250-Special Education Teacher	\$63,510.98	1.00	0	12	\$0.00	\$0.00	\$4,951.50	\$8,028.36
ADANVAREA, MARIA	200-Teacher	\$68,827.98	1.00	0	12	\$0.00	\$0.00	\$5,366.00	\$27.00
AFONSOCANO, LETICIA	203-English as a Second Language Teacher	\$61,045.92	1.00	0	12	\$0.00	\$0.00	\$4,759.25	\$10,959.08
AGARWAL, MEENU	203-English as a Second Language Teacher	\$66,585.37	1.00	0	12	\$0.00	\$0.00	\$0.00	\$0.00
AGENEAU, CARIE	200-Teacher	\$78,016.90	1.00	0	12	\$0.00	\$0.00	\$6,082.50	\$7,261.08
AGENEAU, EMMA	200-Teacher	\$76,486.02	1.00	0	12	\$0.00	\$0.00	\$5,963.00	\$7,261.08
AGENLIAN, JULI	200-Teacher	\$79,578.98	1.00	0	12	\$0.00	\$0.00	\$6,204.25	\$25,645.08
AGUILA, DAWN	610-Resource Teacher Elementary	\$16,444.22	0.32	0	12	\$0.00	\$0.00	\$1,173.73	\$10,738.96
AGUINAGA, JANICE	200-Teacher	\$84,451.12	1.00	0	12	\$0.00	\$0.00	\$6,584.00	\$946.68
AGUIRRE, DEBORAH	250-Special Education Teacher	\$109,249.14	1.00	0	12	\$0.00	\$0.00	\$8,517.25	\$27.00
AGUIRRE, HEATHER	610-Resource Teacher Elementary	\$72,101.90	1.00	0	12	\$0.00	\$0.00	\$5,621.25	\$18,248.28
AGUIRRE-GONZALEZ, QUETZALLY	202-Bilingual Education Teacher	\$49,173.02	1.00	0	12	\$0.00	\$0.00	\$3,833.75	\$27.00
AHLSTEDT, ALEXIS	250-Special Education Teacher	\$55,377.14	1.00	0	12	\$0.00	\$0.00	\$4,317.25	\$14,538.04
AHLSTEDT, CARRIE	104-Assistant Principal	\$91,722.08	0.85	0	12	\$0.00	\$0.00	\$9,798.52	\$23,920.31
AICINGER, AMY	200-Teacher	\$74,986.05	1.00	0	12	\$0.00	\$0.00	\$5,855.01	\$27.00
ALBRECHT, ZACHARY	200-Teacher	\$49,173.02	1.00	0	12	\$0.00	\$0.00	\$3,833.75	\$445.56
ALDAY, BEATRIZ	200-Teacher	\$86,172.06	1.00	0	12	\$0.00	\$0.00	\$6,718.25	\$10,367.64
ALLEN, KEVIN	200-Teacher	\$59,217.08	1.00	0	12	\$0.00	\$0.00	\$4,625.53	\$16,618.44
ALMEIDA, SANDRA	202-Bilingual Education Teacher	\$91,445.90	1.00	0	12	\$0.00	\$0.00	\$7,129.25	\$18,928.68
ALMODOVAR, JORGE	101-Assistant/Associate District Superintendent	\$161,165.94	1.00	25	12	\$0.00	\$0.00	\$17,063.00	\$28,050.10
ALMODOVAR, KIMBERLY	104-Assistant Principal	\$36,590.51	0.37	0	12	\$0.00	\$0.00	\$4,726.10	\$65.08
ALONSO, YANIN	202-Bilingual Education Teacher	\$72,185.10	1.00	0	12	\$0.00	\$0.00	\$5,627.75	\$9,758.20
ALPERSTEIN, MARCELLE	610-Resource Teacher Elementary	\$74,986.08	1.00	0	12	\$0.00	\$0.00	\$5,846.00	\$18,735.48
ALTERSJR, DAVID	200-Teacher	\$97,009.90	1.00	0	12	\$0.00	\$0.00	\$7,574.89	\$11,006.76
ALVARADO, MARITZA	202-Bilingual Education Teacher	\$52,183.04	1.00	0	12	\$0.00	\$0.00	\$4,068.25	\$16,402.60

Name	Position	Base Salary	FTE	Vacation Days	Sick Days	Bonuses	Annuities	Retirement Enhancements	Other Benefits
ALVAREZLOZA, CARMEN	202-Bilingual Education Teacher	\$57,590.00	1.00	0	12	\$0.00	\$0.00	\$4,489.75	\$27.00
ALVERNIA-KOPETSKY, LISA	200-Teacher	\$54,291.90	1.00	0	12	\$0.00	\$0.00	\$4,232.75	\$6,921.96
AMARO, MANUELA	610-Resource Teacher Elementary	\$95,106.95	1.00	0	12	\$0.00	\$0.00	\$7,426.16	\$18,413.16
AMBROSINI, KATELYNN	200-Teacher	\$69,381.00	1.00	0	12	\$0.00	\$0.00	\$5,409.00	\$1,071.16
AMELIO, BRIDGET	611-Resource Teacher Other	\$71,019.79	0.99	0	12	\$0.00	\$0.00	\$5,535.13	\$27.00
ANDERSON, ELIZABETH	200-Teacher	\$55,292.12	1.00	0	12	\$0.00	\$0.00	\$4,310.75	\$25,990.68
ANDERSON, EMILY	200-Teacher	\$55,377.14	1.00	0	12	\$0.00	\$0.00	\$4,317.25	\$7,237.24
ANDERSON, JONATHAN	153-Special Education Supervisor	\$100,612.98	1.00	25	12	\$0.00	\$0.00	\$10,729.00	\$8,703.98
ANDERSON, LACEY	200-Teacher	\$58,765.46	1.00	0	12	\$0.00	\$0.00	\$4,585.09	\$16,426.32
ANDERSON, LISA	203-English as a Second Language Teacher	\$58,863.37	0.98	0	12	\$0.00	\$0.00	\$4,586.02	\$25,990.68
ANDERSON, MICHAEL	200-Teacher	\$56,485.00	1.00	0	12	\$0.00	\$0.00	\$4,403.75	\$779.64
ANDERSON, PAUL	250-Special Education Teacher	\$72,074.08	1.00	0	12	\$0.00	\$0.00	\$5,619.00	\$27.00
ANDERSON, RYAN	200-Teacher	\$69,381.00	1.00	0	12	\$0.00	\$0.00	\$5,409.00	\$3,051.48
ANDERSON, SHAWN	200-Teacher	\$64,943.32	1.00	0	12	\$0.00	\$0.00	\$5,063.25	\$11,086.20
ANGLADAFELICIANO, SUHEILEY	202-Bilingual Education Teacher	\$58,739.98	1.00	0	12	\$0.00	\$0.00	\$4,586.53	\$19,906.66
ANGULO, NORMA	202-Bilingual Education Teacher	\$72,185.10	1.00	0	12	\$0.00	\$0.00	\$5,627.75	\$5,288.72
ANTONATARRES, LAURA	202-Bilingual Education Teacher	\$61,045.92	1.00	0	12	\$0.00	\$0.00	\$4,759.25	\$20.52
ANWAR, SAQIBA	200-Teacher	\$58,632.09	0.99	0	12	\$0.00	\$0.00	\$4,574.45	\$12,624.12
ARAGON, LAUREN	200-Teacher	\$39,981.32	0.58	0	12	\$0.00	\$0.00	\$5,415.00	\$27.00
ARIAS, ABIGAI	200-Teacher	\$71,527.04	1.00	0	12	\$0.00	\$0.00	\$5,576.50	\$7,183.32
ARMS, DEANNA	200-Teacher	\$97,045.00	1.00	0	12	\$0.00	\$0.00	\$7,565.75	\$25,803.96
ARNESON, KAYDI	200-Teacher	\$77,423.06	1.00	0	12	\$0.00	\$0.00	\$6,036.00	\$18,061.56
ASHER, LAURA	200-Teacher	\$79,578.98	1.00	0	12	\$0.00	\$0.00	\$6,204.25	\$17,745.00
ATKINSON, SEAN	200-Teacher	\$37,617.84	0.75	0	12	\$0.00	\$0.00	\$3,910.25	\$15,385.88
ATKINSON, SEAN	250-Special Education Teacher	\$12,539.28	0.25	0	12	\$0.00	\$0.00	\$0.00	\$0.00
AUKES, MELISSA	200-Teacher	\$76,605.88	1.00	0	12	\$0.00	\$0.00	\$5,972.50	\$1,133.40
AVALLONE, STEFANO	611-Resource Teacher Other	\$32,001.46	0.50	0	12	\$0.00	\$0.00	\$2,395.09	\$178.36
AVILES ANNA	200-Teacher	\$52,434.98	1.00	27	5	\$0.00	\$0.00	\$1,048.00	\$7,200.00
AYERS, SEAN	200-Teacher	\$52,182.91	1.00	0	12	\$0.00	\$0.00	\$4,071.44	\$9,800.52
BAHR, ANNIE	200-Teacher	\$73,515.00	1.00	0	12	\$0.00	\$0.00	\$5,731.50	\$7,329.72
BAILEY, ELIZABETH	200-Teacher	\$67,942.16	1.00	0	12	\$0.00	\$0.00	\$5,297.00	\$27.00
BAILYE, ANDREW	200-Teacher	\$64,782.90	1.00	0	12	\$0.00	\$0.00	\$5,050.75	\$1,133.40
BAKER, ABIGAIL	200-Teacher	\$54,207.92	1.00	0	12	\$0.00	\$0.00	\$4,226.25	\$27.00
BAKER, BRENDAN	200-Teacher	\$55,292.12	1.00	0	12	\$0.00	\$0.00	\$4,310.75	\$9,879.96
BAKER, DEBORAH	250-Special Education Teacher	\$95,106.96	1.00	0	12	\$0.00	\$0.00	\$7,414.75	\$11,006.76
BAKER, MELISSA	200-Teacher	\$81,201.12	1.00	0	12	\$0.00	\$0.00	\$6,330.75	\$12,120.84
BALCHUNAS, ANTHONY	200-Teacher	\$62,363.08	1.00	0	12	\$0.00	\$0.00	\$4,862.00	\$25,803.96
BALDRIDGE, BRIAHNA	200-Teacher	\$49,173.02	1.00	0	12	\$0.00	\$0.00	\$3,833.75	\$27.00

Name	Position	Base Salary	FTE	Vacation Days	Sick Days	Bonuses	Annuities	Retirement Enhancements	Other Benefits
BALLERINE, RENEE	250-Special Education Teacher	\$97,045.00	1.00	0	12	\$0.00	\$0.00	\$7,565.75	\$18,061.56
BALONGAG, MARK	250-Special Education Teacher	\$59,916.98	1.00	0	12	\$0.00	\$0.00	\$4,678.44	\$12,624.12
BALONGAG, STEPHANIE	250-Special Education Teacher	\$59,849.92	1.00	0	12	\$0.00	\$0.00	\$4,666.00	\$9,879.96
BANNERMAN, MICHELLE	200-Teacher	\$62,337.06	1.00	0	12	\$0.00	\$0.00	\$4,867.47	\$27.00
BANUELOS, VIANNEY	202-Bilingual Education Teacher	\$13,367.32	0.24	0	12	\$0.00	\$0.00	\$911.41	\$1,198.08
BARTELLO, JENNA	250-Special Education Teacher	\$55,140.22	1.00	0	12	\$0.00	\$0.00	\$4,298.43	\$9,800.52
BARTELS, SAMANTHA	200-Teacher	\$72,820.80	0.99	0	12	\$0.00	\$0.00	\$5,674.65	\$18,248.28
BARTLETT, ERIKA	250-Special Education Teacher	\$59,917.00	1.00	0	12	\$0.00	\$0.00	\$4,671.25	\$23,527.08
BARTLETT, SAMUEL	200-Teacher	\$55,377.14	1.00	0	12	\$0.00	\$0.00	\$4,317.25	\$22,882.32
BASSO, KRISTIN	610-Resource Teacher Elementary	\$62,266.10	1.00	0	12	\$0.00	\$0.00	\$4,854.50	\$18,248.28
BATAD, MICHELLE	200-Teacher	\$50,157.12	1.00	0	12	\$0.00	\$0.00	\$3,910.25	\$342.28
BATES, LAURA	200-Teacher	\$39,454.20	0.46	0	12	\$0.00	\$0.00	\$6,664.50	\$7,261.08
BATTAGLIA, NANCY	107-General Administrator or General Supervisor	\$112,629.14	1.00	25	12	\$0.00	\$0.00	\$11,986.00	\$31,636.16
BAUER, JEREMY	200-Teacher	\$97,009.90	1.00	0	12	\$0.00	\$0.00	\$7,563.25	\$18,061.56
BAUMAN, DAWN	200-Teacher	\$48,902.84	0.99	0	12	\$0.00	\$0.00	\$3,811.84	\$185.88
BAUMANN, ALISHA	200-Teacher	\$98,950.02	1.00	0	12	\$0.00	\$0.00	\$7,714.50	\$27.00
BAYLIAN, LAUREN	610-Resource Teacher Elementary	\$67,941.91	1.00	0	12	\$0.00	\$0.00	\$5,308.98	\$7,340.52
BEATTY, MELISSA	104-Assistant Principal	\$84,736.10	0.85	0	12	\$0.00	\$0.00	\$9,067.78	\$24,363.87
BEATTY, TRACY	200-Teacher	\$68,747.90	1.00	0	12	\$0.00	\$0.00	\$5,359.75	\$27.00
BEERE, VANESSA	200-Teacher	\$27,104.05	0.50	0	6	\$0.00	\$0.00	\$2,197.64	\$10,740.38
BEGORA, SEAN	200-Teacher	\$93,382.12	1.00	0	12	\$0.00	\$0.00	\$7,280.25	\$18,061.56
BELICK, BENJAMIN	200-Teacher	\$78,972.92	1.00	0	12	\$0.00	\$0.00	\$6,157.00	\$8,266.61
BELICK, JILL	104-Assistant Principal	\$86,431.95	0.85	0	12	\$0.00	\$0.00	\$9,245.10	\$6,568.64
BELLIE, MARISA	200-Teacher	\$65,099.45	1.00	0	12	\$0.00	\$0.00	\$5,080.20	\$11,006.76
BENDING, BRETT	103-Principal	\$177,608.00	0.96	25	12	\$0.00	\$0.00	\$19,526.25	\$31,575.32
BENGE, ANNA	200-Teacher	\$64,782.91	1.00	0	12	\$0.00	\$0.00	\$5,062.18	\$27.00
BENNETT, MATTHEW	104-Assistant Principal	\$109,489.90	1.00	25	12	\$0.00	\$0.00	\$11,657.25	\$10,405.44
BENNETT, SANDRA	200-Teacher	\$118,116.96	1.00	0	12	\$0.00	\$0.00	\$9,208.75	\$25,990.68
BENNETT, TAMMY	610-Resource Teacher Elementary	\$121,085.64	1.00	0	12	\$0.00	\$0.00	\$9,440.25	\$179.40
BENSKIN, ANNA	200-Teacher	\$55,292.12	1.00	0	12	\$0.00	\$0.00	\$4,310.75	\$13,042.20
BENTSEN, KURT	200-Teacher	\$82,824.95	1.00	0	12	\$0.00	\$0.00	\$6,457.25	\$27.00
BENTZ, KATHERINE	200-Teacher	\$51,159.94	1.00	0	12	\$0.00	\$0.00	\$3,988.50	\$9,800.52
BERINGER, ROBERT	200-Teacher	\$81,170.96	1.00	0	12	\$0.00	\$0.00	\$6,328.25	\$142.68
BERNAHL, CLAIRE	250-Special Education Teacher	\$63,510.98	1.00	0	12	\$0.00	\$0.00	\$4,951.50	\$5,276.28
BERNAKY, SARAH	103-Principal	\$111,680.14	1.00	25	12	\$0.00	\$0.00	\$11,886.75	\$24,415.81
BERNARDI, RILEY	200-Teacher	\$50,157.12	1.00	0	12	\$0.00	\$0.00	\$3,910.25	\$11,086.20
BERNSTEIN, SARAH	200-Teacher	\$69,300.93	1.00	0	12	\$0.00	\$0.00	\$5,414.99	\$22,961.64
BESCHORNER, ALEXA	200-Teacher	\$63,823.11	1.00	0	12	\$0.00	\$0.00	\$4,980.73	\$9,800.52

Name	Position	Base Salary	FTE	Vacation Days	Sick Days	Bonuses	Annuities	Retirement Enhancements	Other Benefits
BETTS, JONATHAN	200-Teacher	\$86,472.08	0.98	0	12	\$0.00	\$0.00	\$6,737.14	\$25,928.44
BEYER, JEREMY	200-Teacher	\$61,045.92	1.00	0	12	\$0.00	\$0.00	\$4,759.25	\$7,427.88
BIALLAS, LISA	200-Teacher	\$116,204.34	1.00	0	12	\$0.00	\$0.00	\$9,058.55	\$18,647.32
BIEGELMANN, KRISTINA	151-Assistant Special Education Director	\$130,845.00	1.00	25	12	\$0.00	\$0.00	\$13,891.50	\$12,256.65
BIESIADA, DANIELLE	250-Special Education Teacher	\$51,159.94	1.00	0	12	\$0.00	\$0.00	\$3,988.50	\$3,569.40
BIGLER, JOHN	200-Teacher	\$85,484.10	1.00	0	12	\$0.00	\$0.00	\$6,664.50	\$11,587.32
BILLINGS, JESSICA	200-Teacher	\$97,009.90	1.00	0	12	\$0.00	\$0.00	\$7,563.25	\$25,990.68
BIRKHEAD, BRADFORD	200-Teacher	\$82,825.08	1.00	0	12	\$0.00	\$0.00	\$6,457.25	\$27.00
BIRKHEAD, VIDA	200-Teacher	\$100,965.02	1.00	0	12	\$0.00	\$0.00	\$7,871.50	\$18,248.28
BISHOP, MATTHEW	200-Teacher	\$40,838.88	0.68	0	12	\$0.00	\$0.00	\$3,124.39	\$5,543.64
BJORVIK, KATE	200-Teacher	\$59,849.92	1.00	0	12	\$0.00	\$0.00	\$4,666.00	\$11,006.76
BLADES, TERRY	250-Special Education Teacher	\$82,825.08	1.00	0	12	\$0.00	\$0.00	\$6,457.25	\$946.68
BLAUS, KERRI	200-Teacher	\$111,711.60	1.00	0	12	\$0.00	\$0.00	\$8,709.25	\$18,413.16
BLOMQUIST, JOHN	200-Teacher	\$109,249.14	1.00	0	12	\$0.00	\$0.00	\$8,517.25	\$11,006.76
BLOMQUIST, NICOLL	200-Teacher	\$76,516.97	1.00	0	12	\$0.00	\$0.00	\$5,979.00	\$11,006.76
BLOOMBERG, BRYAN	200-Teacher	\$109,122.00	1.00	0	12	\$0.00	\$0.00	\$8,507.50	\$18,061.56
BLOOMBERG, MARISA	200-Teacher	\$82,794.92	1.00	0	12	\$0.00	\$0.00	\$6,455.00	\$1,133.40
BLOOMBERG, ROXANNE	200-Teacher	\$73,515.00	1.00	0	12	\$0.00	\$0.00	\$5,731.50	\$946.68
BLUM, KELLY	200-Teacher	\$86,271.90	1.00	0	12	\$0.00	\$0.00	\$6,726.00	\$946.68
BOBIK, CHAD	200-Teacher	\$34,724.16	0.69	0	12	\$0.00	\$0.00	\$3,910.25	\$7,261.08
BOCKA, KARINA	250-Special Education Teacher	\$62,266.10	1.00	0	12	\$0.00	\$0.00	\$4,854.50	\$8,107.56
BOEHNING, HEIDI	606-Resource Teacher Math	\$62,772.06	1.00	0	12	\$0.00	\$0.00	\$4,893.75	\$27.00
BOEKE, JESSICA	250-Special Education Teacher	\$49,173.02	1.00	0	12	\$0.00	\$0.00	\$3,833.75	\$27.00
BOEKENHAUER, SONJA	200-Teacher	\$75,905.96	1.00	0	12	\$0.00	\$0.00	\$5,917.75	\$4,909.08
BOHLEN, TRACI	200-Teacher	\$64,782.90	1.00	0	12	\$0.00	\$0.00	\$5,050.75	\$946.68
BOLANDER, KELSEY	200-Teacher	\$56,462.08	1.00	0	12	\$0.00	\$0.00	\$4,408.76	\$22,774.92
BOLAS, KELLY	610-Resource Teacher Elementary	\$90,408.60	0.99	0	12	\$0.00	\$0.00	\$7,045.30	\$946.68
BOLDING, LYNDA	200-Teacher	\$86,172.06	1.00	0	12	\$0.00	\$0.00	\$6,718.25	\$11,059.72
BOLIVAR, RENE	200-Teacher	\$50,157.12	1.00	0	12	\$0.00	\$0.00	\$3,910.25	\$7,340.52
BONA, ALEXIS	200-Teacher	\$52,183.04	1.00	0	12	\$0.00	\$0.00	\$4,071.44	\$27.00
BONE, MANDY	200-Teacher	\$87,864.14	1.00	0	12	\$0.00	\$0.00	\$6,850.00	\$27.00
BORHART, JASON	200-Teacher	\$95,141.80	1.00	0	12	\$0.00	\$0.00	\$7,417.50	\$27.00
BOSCARINO, KATHLEEN	200-Teacher	\$61,401.37	0.95	0	12	\$0.00	\$0.00	\$4,776.53	\$12,561.88
BOSCHTORRENT, DAVID	202-Bilingual Education Teacher	\$72,074.08	1.00	0	12	\$0.00	\$0.00	\$5,619.00	\$311.96
BOUSHLEY, MELANIE	200-Teacher	\$47,904.22	0.90	0	12	\$0.00	\$0.00	\$4,149.75	\$11,086.20
BOWEN, KIMBERLY	200-Teacher	\$89,845.08	1.00	0	12	\$0.00	\$0.00	\$7,004.50	\$13,228.92
BOWERS, JUSTIN	200-Teacher	\$84,451.12	1.00	0	12	\$0.00	\$0.00	\$6,584.00	\$25,803.96
BOYLE, KAREN	611-Resource Teacher Other	\$75,128.08	1.00	0	12	\$0.00	\$0.00	\$5,862.15	\$21,660.16

Name	Position	Base Salary	FTE	Vacation Days	Sick Days	Bonuses	Annuities	Retirement Enhancements	Other Benefits
BRADBERRY, DEREK	200-Teacher	\$49,968.00	1.00	27	5	\$0.00	\$0.00	\$999.44	\$7,200.00
BRADSTREET, SARAH	200-Teacher	\$75,905.96	1.00	0	12	\$0.00	\$0.00	\$5,917.75	\$25,803.96
BRAKER, CALVIN	200-Teacher	\$79,578.98	1.00	0	12	\$0.00	\$0.00	\$6,204.25	\$18,061.56
BRANDT, MITCHELL	200-Teacher	\$93,135.90	1.00	0	12	\$0.00	\$0.00	\$7,261.00	\$18,928.68
BRANNAN, AMY	200-Teacher	\$87,864.00	1.00	0	12	\$0.00	\$0.00	\$6,860.56	\$22,774.92
BREDLAU, ROSE	200-Teacher	\$62,772.06	1.00	0	12	\$0.00	\$0.00	\$4,904.85	\$1,133.40
BREEZE, JENNIFER	103-Principal	\$134,125.94	1.00	25	12	\$0.00	\$0.00	\$14,234.75	\$24,455.56
BRENIZER, MICHELLE	200-Teacher	\$63,510.98	1.00	0	12	\$0.00	\$0.00	\$4,951.50	\$27.00
BRENNEMAN, KYLA	200-Teacher	\$55,291.86	1.00	0	12	\$0.00	\$0.00	\$4,310.75	\$11,006.76
BRICE, COLIN	200-Teacher	\$63,510.98	1.00	0	12	\$0.00	\$0.00	\$4,951.50	\$11,059.72
BROCKER, NANCY	200-Teacher	\$64,782.90	1.00	0	12	\$0.00	\$0.00	\$5,050.75	\$27.00
BROCKER, WILLIAM	200-Teacher	\$62,266.10	1.00	0	12	\$0.00	\$0.00	\$4,854.50	\$1,133.40
BROCKWAY, ANDREA	610-Resource Teacher Elementary	\$65,350.80	0.99	0	12	\$0.00	\$0.00	\$5,092.63	\$18,248.28
BROMBERG, MAGDALENA	200-Teacher	\$69,300.92	1.00	0	12	\$0.00	\$0.00	\$5,402.75	\$7,209.24
BROWN, ADAM	200-Teacher	\$68,020.94	1.00	0	12	\$0.00	\$0.00	\$5,303.00	\$8,028.36
BROWN, CAITLIN	200-Teacher	\$60,143.07	1.00	0	12	\$0.00	\$0.00	\$4,693.45	\$6,651.64
BROWN, SARA	250-Special Education Teacher	\$73,629.92	1.00	0	12	\$0.00	\$0.00	\$5,740.25	\$27.00
BROWN, SEAN	200-Teacher	\$96,267.08	1.00	0	12	\$0.00	\$0.00	\$7,505.25	\$25,803.96
BRUCE, RANDY	200-Teacher	\$80,402.66	0.99	0	12	\$0.00	\$0.00	\$6,265.57	\$6,094.28
BRUHN, STEVEN	200-Teacher	\$100,929.92	1.00	0	12	\$0.00	\$0.00	\$7,868.75	\$25,803.96
BRUNS, FABIOLA	200-Teacher	\$70,687.49	1.00	0	12	\$0.00	\$0.00	\$5,515.20	\$27.00
BRUNSTRUM, JEFFREY	125-Head of Gen Ed (Depart chair admin endorsement held)	\$88,867.26	0.80	0	12	\$0.00	\$0.00	\$0.00	\$0.00
BRUNSTRUM, JEFFREY	200-Teacher	\$22,216.00	0.20	0	0	\$0.00	\$0.00	\$0.00	\$0.00
BRYERTON, JENNIFER	200-Teacher	\$74,986.07	1.00	0	12	\$0.00	\$0.00	\$5,855.00	\$7,648.12
BUCHANAN, MEGGAN	103-Principal	\$109,489.90	1.00	25	12	\$0.00	\$0.00	\$11,657.25	\$20,395.62
BUCKLEY, SHANNON	200-Teacher	\$78,016.90	1.00	0	12	\$0.00	\$0.00	\$6,082.50	\$445.56
BUHROW, MICHELLE	200-Teacher	\$98,950.02	1.00	0	12	\$0.00	\$0.00	\$7,714.50	\$18,061.56
BUHROW, RENEE	200-Teacher	\$105,698.84	1.00	0	12	\$0.00	\$0.00	\$8,240.50	\$18,390.60
BUJAK, KATHLEEN	200-Teacher	\$65,380.11	1.00	0	12	\$0.00	\$0.00	\$5,106.96	\$18,061.56
BUKSOVA, ALEXANDRA	200-Teacher	\$59,849.92	1.00	0	12	\$0.00	\$0.00	\$4,666.00	\$25,961.56
BULMANN, SANDRA	606-Resource Teacher Math	\$20,521.64	0.33	0	12	\$0.00	\$0.00	\$1,468.14	\$3,696.12
BUMBALES, KELSEY	250-Special Education Teacher	\$70,689.06	1.00	0	12	\$0.00	\$0.00	\$5,511.00	\$9,800.52
BURGER, TERESA	202-Bilingual Education Teacher	\$90,714.00	1.00	0	12	\$0.00	\$0.00	\$7,072.25	\$11,086.20
BURGH, TROY	200-Teacher	\$57,526.04	1.00	0	12	\$0.00	\$0.00	\$4,484.75	\$11,662.84
BURGWALDT, MICHELLE	250-Special Education Teacher	\$96,267.08	1.00	0	12	\$0.00	\$0.00	\$7,505.25	\$25,990.68
BURKE, MELISSA	200-Teacher	\$58,765.98	1.00	0	12	\$0.00	\$0.00	\$4,581.50	\$25,990.68
BURKE, SUSAN	200-Teacher	\$123,836.44	1.00	0	12	\$0.00	\$0.00	\$9,654.50	\$1,275.72
BURKE, TRACY	200-Teacher	\$111,998.90	1.00	0	12	\$0.00	\$0.00	\$8,731.75	\$18,248.28

Name	Position	Base Salary	FTE	Vacation Days	Sick Days	Bonuses	Annuities	Retirement Enhancements	Other Benefits
BURKEY, NIKI	101-Assistant/Associate District Superintendent	\$154,559.86	1.00	25	12	\$0.00	\$0.00	\$16,372.25	\$24,491.42
BURKIEWICZ, DANIELA	200-Teacher	\$43,311.06	0.36	0	12	\$0.00	\$0.00	\$3,376.75	\$27.00
BUSCH, JESSICA	610-Resource Teacher Elementary	\$70,689.04	1.00	0	12	\$0.00	\$0.00	\$5,523.49	\$11,615.16
BUTERA, JAYNE	200-Teacher	\$94,378.96	1.00	0	12	\$0.00	\$0.00	\$7,358.00	\$25,990.68
BUTLER, RITA	200-Teacher	\$39,184.08	0.36	0	12	\$0.00	\$0.00	\$0.00	\$0.00
BUTLER, RITA	203-English as a Second Language Teacher	\$25,763.89	0.16	0	12	\$0.00	\$0.00	\$5,062.40	\$27.00
BYRNE, BRYAN	200-Teacher	\$56,397.12	1.00	0	12	\$0.00	\$0.00	\$4,396.75	\$14,538.04
BYRNE, EMMA	200-Teacher	\$23,339.94	0.50	27	5	\$0.00	\$0.00	\$856.00	\$7,200.00
CABALLERO, CHRISTOPHER	250-Special Education Teacher	\$54,207.92	1.00	0	12	\$0.00	\$0.00	\$4,226.25	\$20.52
CABLE, KATHERINE	200-Teacher	\$54,207.92	1.00	0	12	\$0.00	\$0.00	\$4,226.25	\$17,956.04
CABRERA, NILDA	202-Bilingual Education Teacher	\$59,940.92	1.00	0	12	\$0.00	\$0.00	\$4,673.25	\$25,107.93
CABRERA-COLOMER, MIREIA	200-Teacher	\$74,986.08	1.00	0	12	\$0.00	\$0.00	\$5,846.00	\$6,921.96
CAHILL, DAVID	200-Teacher	\$70,125.12	1.00	0	12	\$0.00	\$0.00	\$5,467.25	\$18,248.28
CAHILL, MEGAN	200-Teacher	\$57,613.92	1.00	0	12	\$0.00	\$0.00	\$4,491.75	\$27.00
CAIN, JENNIFER	200-Teacher	\$79,666.72	0.99	0	12	\$0.00	\$0.00	\$6,208.24	\$419.08
CALERODETENA, MARIA	202-Bilingual Education Teacher	\$63,510.98	1.00	0	12	\$0.00	\$0.00	\$4,951.50	\$7,255.68
CALLAHAN, COLLEEN	124-Dean of Students Admin (admin endorsement held)	\$79,650.13	1.00	0	12	\$0.00	\$0.00	\$8,535.59	\$12,160.66
CAMPBELL, ANN	200-Teacher	\$102,983.92	1.00	0	12	\$0.00	\$0.00	\$8,029.00	\$7,261.08
CAMPBELL, ANTHONY	200-Teacher	\$116,524.46	1.00	0	12	\$0.00	\$0.00	\$9,084.50	\$1,133.40
CAMPBELL, LISA	200-Teacher	\$83,000.84	1.00	0	12	\$0.00	\$0.00	\$6,471.00	\$27.00
CAMPOS-RIVERA, ALICIA	250-Special Education Teacher	\$63,769.16	1.00	0	12	\$0.00	\$0.00	\$4,971.50	\$11,086.20
CANCIAMILLE, CATHERINE	200-Teacher	\$40,797.47	0.83	0	11	\$0.00	\$0.00	\$3,307.93	\$23.76
CANE, JORDAN	200-Teacher	\$55,377.14	1.00	0	12	\$0.00	\$0.00	\$4,317.25	\$11,006.76
CANO, JESSICA	610-Resource Teacher Elementary	\$66,076.92	1.00	0	12	\$0.00	\$0.00	\$5,151.50	\$14,498.84
CAPPAS, JOHN	200-Teacher	\$78,534.04	1.00	0	12	\$0.00	\$0.00	\$6,122.75	\$946.68
CAPPELLO, COURTNEY	250-Special Education Teacher	\$73,865.13	0.98	0	12	\$0.00	\$0.00	\$5,754.87	\$18,248.28
CARAMELA, CHRISTOPHER	125-Head of Gen Ed (Depart chair admin endorsement held)	\$88,867.26	0.80	0	12	\$0.00	\$0.00	\$0.00	\$0.00
CARAMELA, CHRISTOPHER	200-Teacher	\$22,216.00	0.20	0	0	\$0.00	\$0.00	\$0.00	\$0.00
CARBERRY, DARCIA	250-Special Education Teacher	\$62,843.02	1.00	0	12	\$0.00	\$0.00	\$4,908.81	\$25,803.96
CARDENASJR, RAYMOND	200-Teacher	\$58,765.98	1.00	0	12	\$0.00	\$0.00	\$4,581.50	\$11,086.20
CARIOSCIA, KRISTINA	610-Resource Teacher Elementary	\$78,169.25	0.96	0	12	\$0.00	\$0.00	\$6,338.00	\$946.68
CARLEY, STEPHANIE	200-Teacher	\$84,245.93	1.00	0	12	\$0.00	\$0.00	\$6,572.48	\$25,803.96
CARLON, DONALD	200-Teacher	\$87,864.14	1.00	0	12	\$0.00	\$0.00	\$6,850.00	\$18,248.28
CARLOS, ELISA	200-Teacher	\$60,401.90	1.00	0	12	\$0.00	\$0.00	\$4,717.97	\$7,261.08
CARLSON, ELLEN	200-Teacher	\$55,376.88	1.00	0	12	\$0.00	\$0.00	\$4,317.25	\$27.00
CARLSON, JENNIFER	200-Teacher	\$62,363.08	1.00	0	12	\$0.00	\$0.00	\$4,862.00	\$672.40
CARLSON, ROBERT	200-Teacher	\$68,020.94	1.00	0	12	\$0.00	\$0.00	\$5,303.00	\$18,248.28

Name	Position	Base Salary	FTE	Vacation Days	Sick Days	Bonuses	Annuities	Retirement Enhancements	Other Benefits
CARR, CHRISTOPHER	200-Teacher	\$87,864.14	1.00	0	12	\$0.00	\$0.00	\$6,850.00	\$1,133.40
CARR, VICKY	200-Teacher	\$67,919.02	1.00	0	12	\$0.00	\$0.00	\$5,295.25	\$27.00
CARROLL, CASSANDRA	611-Resource Teacher Other	\$37,493.03	0.50	0	12	\$0.00	\$0.00	\$2,806.09	\$6,248.04
CARROLL, GREGORY	250-Special Education Teacher	\$55,292.12	1.00	0	12	\$0.00	\$0.00	\$4,310.75	\$7,183.32
CARROLL, RINA	200-Teacher	\$79,703.00	1.00	0	12	\$0.00	\$0.00	\$6,213.75	\$18,248.28
CARVER, TANYA	200-Teacher	\$54,270.06	1.00	0	12	\$0.00	\$0.00	\$4,231.00	\$18,599.88
CARWILE, CRYSTAL	200-Teacher	\$57,590.00	1.00	0	12	\$0.00	\$0.00	\$4,489.75	\$946.68
CASADOORTEGO, NURIA	202-Bilingual Education Teacher	\$56,397.12	1.00	0	12	\$0.00	\$0.00	\$4,396.75	\$27.00
CASEY, VICKIE	250-Special Education Teacher	\$66,687.92	1.00	0	12	\$0.00	\$0.00	\$5,209.15	\$1,071.16
CASSIERE, TOINETTE	250-Special Education Teacher	\$67,401.10	1.00	0	12	\$0.00	\$0.00	\$5,254.75	\$25,990.68
CASTILLOVEITIA-MALDONADO, TIARA	251-Bilingual Special Education Teacher	\$72,959.10	1.00	0	12	\$0.00	\$0.00	\$5,700.91	\$11,094.12
CAYTON, ALEXIS	610-Resource Teacher Elementary	\$57,590.00	1.00	0	12	\$0.00	\$0.00	\$4,489.75	\$439.08
CEPIEL, SARAH	606-Resource Teacher Math	\$6,746.36	0.13	0	12	\$0.00	\$0.00	\$159.54	\$2,238.87
CHABI, DEBORAH	200-Teacher	\$90,075.18	1.00	0	12	\$0.00	\$0.00	\$7,022.50	\$14,601.56
CHACON, KELLY	250-Special Education Teacher	\$55,377.14	1.00	0	12	\$0.00	\$0.00	\$4,317.25	\$9,729.00
CHALLY, ASHLEY	200-Teacher	\$53,205.88	1.00	0	12	\$0.00	\$0.00	\$4,154.38	\$11,086.20
CHARIELLE, ANNA	200-Teacher	\$50,157.12	1.00	0	12	\$0.00	\$0.00	\$3,910.25	\$10,604.68
CHARLETON, CATHERINE	200-Teacher	\$56,397.12	1.00	0	12	\$0.00	\$0.00	\$4,396.75	\$17,956.04
CHAVEZ, JOSEFINA	200-Teacher	\$46,680.00	1.00	27	5	\$0.00	\$0.00	\$933.66	\$7,200.00
CHERNIAK, JENNIFER	200-Teacher	\$56,397.12	1.00	0	12	\$0.00	\$0.00	\$4,396.75	\$27.00
CHERRY, CHRISTOPHER	200-Teacher	\$78,972.92	1.00	0	12	\$0.00	\$0.00	\$6,157.00	\$366.12
CHERRY, KAREN	200-Teacher	\$67,401.10	1.00	0	12	\$0.00	\$0.00	\$5,254.75	\$18,325.80
CHIAPPETTA-MURRAY, CHERYL	200-Teacher	\$81,296.02	1.00	0	12	\$0.00	\$0.00	\$6,338.00	\$18,248.28
CHILCUTT, RONALD	153-Special Education Supervisor	\$108,905.94	1.00	25	12	\$0.00	\$0.00	\$11,596.25	\$27,224.41
CHISM, STACY	200-Teacher	\$91,413.12	1.00	0	12	\$0.00	\$0.00	\$7,137.74	\$18,248.28
CHMELIK, TAMMY	200-Teacher	\$86,140.08	1.00	0	12	\$0.00	\$0.00	\$6,715.75	\$1,133.40
CHMURA, KATARZYNA	200-Teacher	\$37,374.75	0.58	0	0	\$0.00	\$0.00	\$0.00	\$0.00
CHMURA, KATARZYNA	202-Bilingual Education Teacher	\$27,408.16	0.42	0	12	\$0.00	\$0.00	\$6,099.43	\$7,048.52
CHOATE, MARISA	200-Teacher	\$52,435.00	1.00	27	5	\$0.00	\$0.00	\$1,048.58	\$7,200.00
CHRISTIAN, JENNIFER	125-Head of Gen Ed (Depart chair admin endorsement held)	\$100,079.26	0.80	0	12	\$0.00	\$0.00	\$0.00	\$0.00
CHRISTIAN, JENNIFER	200-Teacher	\$25,019.00	0.20	0	0	\$0.00	\$0.00	\$0.00	\$0.00
CHRISTIAN, KEVIN	200-Teacher	\$91,413.14	1.00	0	12	\$0.00	\$0.00	\$7,126.75	\$1,133.40
CHRISTY, STEVEN	250-Special Education Teacher	\$54,207.92	1.00	0	12	\$0.00	\$0.00	\$4,226.25	\$25,990.68
CHURCH, JENNIFER	200-Teacher	\$56,397.12	1.00	0	12	\$0.00	\$0.00	\$4,396.75	\$17,541.16
CHUY, AMANDA	202-Bilingual Education Teacher	\$70,125.12	1.00	0	12	\$0.00	\$0.00	\$5,467.25	\$18,248.28
CICCONE, FRANCIS	250-Special Education Teacher	\$58,676.02	1.00	0	12	\$0.00	\$0.00	\$4,574.50	\$11,006.76
CIMERA, LYNN	250-Special Education Teacher	\$116,524.46	1.00	0	12	\$0.00	\$0.00	\$9,084.50	\$25,990.68

Name	Position	Base Salary	FTE	Vacation Days	Sick Days	Bonuses	Annuities	Retirement Enhancements	Other Benefits
CLARK, ASHLEY	200-Teacher	\$66,660.42	0.99	0	12	\$0.00	\$0.00	\$5,194.69	\$366.12
CLARK, DYLAN	200-Teacher	\$38,004.46	0.70	0	12	\$0.00	\$0.00	\$4,232.75	\$12,432.00
CLEYS, STACY	200-Teacher	\$73,515.00	1.00	0	12	\$0.00	\$0.00	\$5,731.50	\$17,586.12
CNOTA, SYLVIA	250-Special Education Teacher	\$78,210.34	1.00	0	12	\$0.00	\$0.00	\$6,097.50	\$7,314.04
COCHREN, KATREENA	200-Teacher	\$57,807.10	1.00	0	12	\$0.00	\$0.00	\$4,511.14	\$16,618.44
COHN, JENNIFER	200-Teacher	\$54,207.92	1.00	0	12	\$0.00	\$0.00	\$4,226.25	\$27.00
COLEMAN, JENNIFER	200-Teacher	\$82,794.92	1.00	0	12	\$0.00	\$0.00	\$6,455.00	\$11,086.20
COLLER, JULIE	610-Resource Teacher Elementary	\$74,986.08	1.00	0	12	\$0.00	\$0.00	\$5,846.00	\$27.00
COLLETTI, STACY	611-Resource Teacher Other	\$69,381.00	1.00	0	12	\$0.00	\$0.00	\$5,409.00	\$12,940.56
COLLINS, DANIELLE	200-Teacher	\$68,020.94	1.00	0	12	\$0.00	\$0.00	\$5,303.00	\$18,061.56
COLLINS, KERI	200-Teacher	\$100,929.92	1.00	0	12	\$0.00	\$0.00	\$7,868.75	\$366.12
COLLINS, MEAGHAN	200-Teacher	\$58,676.02	1.00	0	12	\$0.00	\$0.00	\$4,574.50	\$11,006.76
COLLINS, MOLLY	250-Special Education Teacher	\$64,782.90	1.00	0	12	\$0.00	\$0.00	\$5,050.75	\$4,901.40
COLUMBARO, CHRISTOPHER	103-Principal	\$141,638.90	1.00	25	12	\$0.00	\$0.00	\$15,020.50	\$24,294.71
CONDE, ROSALBA	202-Bilingual Education Teacher	\$53,226.54	1.00	0	12	\$0.00	\$0.00	\$4,152.88	\$18,241.80
CONLIN, PATRICK	250-Special Education Teacher	\$62,843.02	1.00	0	12	\$0.00	\$0.00	\$4,908.81	\$10,981.72
CONNELL, ELIZABETH	200-Teacher	\$109,122.00	1.00	0	12	\$0.00	\$0.00	\$8,507.50	\$366.12
CONRAD, BENJAMIN	200-Teacher	\$60,333.69	0.96	0	12	\$0.00	\$0.00	\$4,891.99	\$11,086.20
CONRAD, GARY	200-Teacher	\$59,940.92	1.00	0	12	\$0.00	\$0.00	\$4,673.25	\$27.00
CONSIGLIO, DONNA	200-Teacher	\$66,076.92	1.00	0	12	\$0.00	\$0.00	\$5,151.50	\$9,873.48
COOK, AMANDA	200-Teacher	\$58,604.53	1.00	0	12	\$0.00	\$0.00	\$4,568.41	\$25,803.96
COOK, KELSEY	200-Teacher	\$50,157.12	1.00	0	12	\$0.00	\$0.00	\$3,910.25	\$9,800.52
COOK, LAUREN	610-Resource Teacher Elementary	\$66,076.92	1.00	0	12	\$0.00	\$0.00	\$5,151.50	\$18,186.04
COONS, NICOLE	250-Special Education Teacher	\$63,393.68	0.99	0	12	\$0.00	\$0.00	\$4,940.14	\$25,803.96
CORBETT, MARY	200-Teacher	\$62,337.08	1.00	0	12	\$0.00	\$0.00	\$4,860.00	\$1,133.40
CORNELIUS, TERRI	250-Special Education Teacher	\$55,377.14	1.00	0	12	\$0.00	\$0.00	\$4,317.25	\$18,928.68
CORRIVEAU, KRISTIN	107-General Administrator or General Supervisor	\$166,502.96	1.00	25	12	\$3,475.08	\$0.00	\$17,999.56	\$12,389.30
CORTESE, CYNTHIA	200-Teacher	\$107,144.96	1.00	0	12	\$0.00	\$0.00	\$8,353.25	\$11,131.80
COSGROVE, MICHAEL	200-Teacher	\$66,587.04	1.00	0	12	\$0.00	\$0.00	\$5,191.25	\$166.52
COURTNEY, NOELLE	200-Teacher	\$55,292.12	1.00	0	12	\$0.00	\$0.00	\$4,310.75	\$27.00
CRAIL, KENDRA	200-Teacher	\$72,101.90	1.00	0	12	\$0.00	\$0.00	\$5,621.25	\$793.40
CREEGAN, MICHELLE	200-Teacher	\$87,864.14	1.00	0	12	\$0.00	\$0.00	\$6,850.00	\$1,071.16
CRENSHAW, JACOB	200-Teacher	\$57,526.04	1.00	0	12	\$0.00	\$0.00	\$4,484.75	\$98.52
CRESPO, STEPHANIE	203-English as a Second Language Teacher	\$50,157.12	1.00	0	12	\$0.00	\$0.00	\$3,910.25	\$19,376.81
CRIM, BRADLEY	200-Teacher	\$52,183.04	1.00	0	12	\$0.00	\$0.00	\$4,068.25	\$9,232.44
CRONIN, MARGARET	200-Teacher	\$50,157.12	1.00	0	12	\$0.00	\$0.00	\$3,910.25	\$27.00
CROOM, SARAH	104-Assistant Principal	\$89,000.00	1.00	22	10	\$0.00	\$0.00	\$1,506.12	\$7,200.00
CROTTYKAGAN, SHEILA	107-General Administrator or General Supervisor	\$120,885.96	1.00	25	12	\$0.00	\$0.00	\$12,849.50	\$26,548.18

Name	Position	Base Salary	FTE	Vacation Days	Sick Days	Bonuses	Annuities	Retirement Enhancements	Other Benefits
CROUS, COLLEEN	610-Resource Teacher Elementary	\$57,590.00	1.00	0	12	\$0.00	\$0.00	\$4,489.75	\$27.00
CROWLEY, KATHERINE	200-Teacher	\$86,140.08	1.00	0	12	\$0.00	\$0.00	\$6,715.75	\$11,774.04
CRUMPLEY, BRYAN	200-Teacher	\$54,207.92	1.00	0	12	\$0.00	\$0.00	\$4,226.25	\$18,061.56
CUKIERSKI, JOSEPH	200-Teacher	\$58,765.98	1.00	0	12	\$0.00	\$0.00	\$4,581.50	\$25,803.96
CULPEPPER, CAMBRON	124-Dean of Students Admin (admin endorsement held)	\$79,650.13	1.00	0	12	\$0.00	\$0.00	\$8,535.59	\$16,555.42
CURRY, CARRIE	200-Teacher	\$97,010.16	1.00	0	12	\$0.00	\$0.00	\$7,563.25	\$27.00
CYRWUS, BONNIE	200-Teacher	\$64,783.16	1.00	0	12	\$0.00	\$0.00	\$5,050.75	\$9,800.52
DACY, MEGGAN	103-Principal	\$107,343.08	1.00	25	12	\$0.00	\$0.00	\$11,433.00	\$6,583.21
DAHLBERG, ALEXIS	200-Teacher	\$56,397.10	1.00	0	12	\$0.00	\$0.00	\$4,406.70	\$11,086.20
DAHLBERG, CHRISTINA	200-Teacher	\$76,993.80	1.00	0	12	\$0.00	\$0.00	\$6,002.75	\$18,928.68
DAMSCH, TONI	200-Teacher	\$61,115.08	1.00	0	12	\$0.00	\$0.00	\$4,764.75	\$27.00
DANCA, KAREN	610-Resource Teacher Elementary	\$54,291.51	1.00	0	12	\$0.00	\$0.00	\$4,236.07	\$18,413.16
DANG, VINH	200-Teacher	\$61,045.92	1.00	0	12	\$0.00	\$0.00	\$4,759.25	\$18,248.28
DANGELO, MATTHEW	200-Teacher	\$58,739.98	1.00	0	12	\$0.00	\$0.00	\$4,579.50	\$13,968.88
DANHOF, DANIELLE	200-Teacher	\$46,888.08	0.83	0	12	\$0.00	\$0.00	\$3,625.60	\$18,089.40
DANIELSON, NATHAN	104-Assistant Principal	\$130,852.02	1.00	25	12	\$0.00	\$0.00	\$13,892.00	\$24,451.71
DAOUI, ILHAM	200-Teacher	\$29,503.76	0.36	0	0	\$0.00	\$0.00	\$2,350.97	\$0.00
DAVENPORT, SHAUGN	200-Teacher	\$62,974.68	0.96	0	12	\$0.00	\$0.00	\$4,913.94	\$974.52
DAVIS, CARINA	200-Teacher	\$50,157.12	1.00	0	12	\$0.00	\$0.00	\$3,910.25	\$27.00
DAVIS, JACQUELYN	200-Teacher	\$72,101.90	1.00	0	12	\$0.00	\$0.00	\$5,633.97	\$18,061.56
DAVIS, KRISTINA	250-Special Education Teacher	\$75,014.94	1.00	0	12	\$0.00	\$0.00	\$5,848.25	\$7,340.52
DAVIS, MICHAEL	200-Teacher	\$96,267.08	1.00	0	12	\$0.00	\$0.00	\$7,505.25	\$25,803.96
DAVIS, RAVEN	104-Assistant Principal	\$86,112.84	0.94	11	11	\$0.00	\$0.00	\$9,181.98	\$22,509.03
DEC, MICHELLE	200-Teacher	\$61,115.08	1.00	0	12	\$0.00	\$0.00	\$4,764.75	\$7,261.08
DEDIC, CURT	200-Teacher	\$76,486.02	1.00	0	12	\$0.00	\$0.00	\$5,963.00	\$25,990.68
DEFAUW, SONDRRA	200-Teacher	\$51,159.94	1.00	0	12	\$0.00	\$0.00	\$3,988.50	\$27.00
DEGIULIO, LAURA	200-Teacher	\$86,140.08	1.00	0	12	\$0.00	\$0.00	\$6,715.75	\$9,373.56
DEIHS, KELSEY	610-Resource Teacher Elementary	\$75,014.94	1.00	0	12	\$0.00	\$0.00	\$5,848.25	\$25,831.80
DEJESUSHILL, DIANADEL CARME	202-Bilingual Education Teacher	\$43,035.24	0.46	0	12	\$0.00	\$0.00	\$7,269.50	\$18,248.28
DELAPAZ, ARTURO	610-Resource Teacher Elementary	\$81,296.02	1.00	0	12	\$0.00	\$0.00	\$6,338.00	\$1,275.72
DELAPAZ, KARIN	153-Special Education Supervisor	\$108,363.10	1.00	25	12	\$0.00	\$0.00	\$11,546.24	\$204.31
DELARMENTE, RONALD	200-Teacher	\$60,878.21	1.00	0	12	\$0.00	\$0.00	\$4,745.65	\$25,990.68
DELATORRIENTE, KRISTEN	200-Teacher	\$55,292.11	1.00	0	12	\$0.00	\$0.00	\$4,320.49	\$18,930.46
DELEO, GIANNA	200-Teacher	\$49,173.02	1.00	0	12	\$0.00	\$0.00	\$3,833.75	\$27.00
DELGADO, XENIA	107-General Administrator or General Supervisor	\$96,704.92	1.00	25	12	\$0.00	\$0.00	\$10,320.00	\$16,162.31
DELONG, JENNIFER	200-Teacher	\$95,249.96	1.00	0	12	\$0.00	\$0.00	\$7,426.00	\$11,006.76
DELUGA, DARCY	200-Teacher	\$55,377.14	1.00	0	12	\$0.00	\$0.00	\$4,317.25	\$25,928.44
DEMARS, BONNIE	200-Teacher	\$72,101.90	1.00	0	12	\$0.00	\$0.00	\$5,621.25	\$19,632.68

Name	Position	Base Salary	FTE	Vacation Days	Sick Days	Bonuses	Annuities	Retirement Enhancements	Other Benefits
DEMETRIOU, BRIDGET	610-Resource Teacher Elementary	\$93,714.66	1.00	0	12	\$0.00	\$0.00	\$7,306.25	\$946.68
DEMOSTEYRINGORDILLO, MARIACRISTINA	202-Bilingual Education Teacher	\$86,140.08	1.00	0	12	\$0.00	\$0.00	\$6,715.75	\$18,248.28
DEMUTH, KATHLEEN	200-Teacher	\$59,917.00	1.00	0	12	\$0.00	\$0.00	\$4,671.25	\$1,133.40
DENG, JESSICA	200-Teacher	\$78,016.90	1.00	0	12	\$0.00	\$0.00	\$6,082.50	\$9,800.52
DENNY, JACK	200-Teacher	\$56,485.00	1.00	0	12	\$0.00	\$0.00	\$4,403.75	\$445.56
DEPA, MICHAEL	200-Teacher	\$56,485.00	1.00	0	12	\$0.00	\$0.00	\$4,403.75	\$7,261.08
DETIVEAUX, HANNAH	200-Teacher	\$51,159.94	1.00	0	12	\$0.00	\$0.00	\$3,988.50	\$7,189.56
DEVITO, RYAN	250-Special Education Teacher	\$38,906.03	0.79	0	9	\$0.00	\$0.00	\$3,154.56	\$305.28
DEVORE, MARY	200-Teacher	\$84,662.50	1.00	0	12	\$0.00	\$0.00	\$6,600.50	\$18,061.56
DEWEES, MARY	250-Special Education Teacher	\$89,389.30	1.00	0	12	\$0.00	\$0.00	\$6,969.00	\$11,006.76
DEXTER, COREY	200-Teacher	\$73,544.12	1.00	0	12	\$0.00	\$0.00	\$5,733.75	\$7,340.52
DIAZ, PATRICIA	202-Bilingual Education Teacher	\$24,181.22	0.49	0	6	\$0.00	\$0.00	\$1,960.61	\$4,189.64
DICKERSON, EMILY	200-Teacher	\$52,164.06	1.00	0	12	\$0.00	\$0.00	\$4,066.75	\$445.56
DIDRICKSEN, JEFFREY	200-Teacher	\$61,140.04	1.00	0	12	\$0.00	\$0.00	\$4,766.75	\$22,961.64
DIEM, MEGHAN	200-Teacher	\$68,020.94	1.00	0	12	\$0.00	\$0.00	\$5,303.00	\$11,086.20
DIETZ, DAWN	104-Assistant Principal	\$74,949.08	0.75	0	11	\$0.00	\$0.00	\$7,978.54	\$134.40
DIETZ, GRANT	250-Special Education Teacher	\$64,782.90	1.00	0	12	\$0.00	\$0.00	\$5,050.75	\$12,403.40
DIFATTA, ELISA	610-Resource Teacher Elementary	\$107,105.96	1.00	0	12	\$0.00	\$0.00	\$8,350.25	\$18,061.56
DILG, KRISTEN	200-Teacher	\$58,739.98	1.00	0	12	\$0.00	\$0.00	\$4,579.50	\$17,135.40
DILLOW, HAYLEY	200-Teacher	\$57,526.04	1.00	0	12	\$0.00	\$0.00	\$4,494.92	\$9,800.52
DIMATTEO, STEPHANIE	104-Assistant Principal	\$86,431.95	0.85	0	12	\$0.00	\$0.00	\$9,245.10	\$624.14
DINUZZO, JILL	200-Teacher	\$65,380.11	1.00	0	12	\$0.00	\$0.00	\$5,106.96	\$17,745.00
DIVITO, AMANDA	200-Teacher	\$69,912.23	0.99	0	12	\$0.00	\$0.00	\$5,460.52	\$12,278.52
DIXON, MICHELLE	250-Special Education Teacher	\$78,016.90	1.00	0	12	\$0.00	\$0.00	\$6,082.50	\$18,928.68
DOBUSH, MARCY	200-Teacher	\$62,843.04	1.00	0	12	\$0.00	\$0.00	\$4,899.50	\$185.88
DOKTOR, AMANDA	250-Special Education Teacher	\$60,710.50	0.99	0	12	\$0.00	\$0.00	\$4,742.84	\$9,419.16
DOLL, LAURA	200-Teacher	\$56,462.10	1.00	0	12	\$0.00	\$0.00	\$4,408.76	\$16,431.72
DOMENZ, THOMAS	200-Teacher	\$98,950.02	1.00	0	12	\$0.00	\$0.00	\$7,714.50	\$27.00
DOMINGUEZ, LILA	200-Teacher	\$51,159.94	1.00	0	12	\$0.00	\$0.00	\$3,988.50	\$18,123.80
DONIS, GINA	200-Teacher	\$63,584.04	1.00	0	12	\$0.00	\$0.00	\$4,957.25	\$11,006.76
DONNAWELL, JACQUELYN	203-English as a Second Language Teacher	\$54,207.92	1.00	0	12	\$0.00	\$0.00	\$4,241.95	\$12,847.20
DORNBOS, KIMBERLY	200-Teacher	\$111,998.90	1.00	0	12	\$0.00	\$0.00	\$8,731.75	\$11,615.16
DOTSON, HARMONY	200-Teacher	\$52,164.06	1.00	0	12	\$0.00	\$0.00	\$4,066.75	\$9,732.28
DOUGLAS, SHERRY	200-Teacher	\$93,243.02	1.00	0	12	\$0.00	\$0.00	\$7,269.50	\$10,711.96
DOWDAKIN, VIRGINIA	200-Teacher	\$51,159.94	1.00	0	12	\$0.00	\$0.00	\$3,988.50	\$1,046.04
DOWNS JACK	250-Special Education Teacher	\$24,586.49	0.50	0	6	\$0.00	\$0.00	\$1,993.46	\$15.12
DRISCOLL, AMY	200-Teacher	\$95,106.96	1.00	0	12	\$0.00	\$0.00	\$7,414.75	\$1,133.40
DRISCOLL, JAMIE	104-Assistant Principal	\$91,385.06	1.00	25	12	\$0.00	\$0.00	\$9,763.75	\$171.62

Name	Position	Base Salary	FTE	Vacation Days	Sick Days	Bonuses	Annuities	Retirement Enhancements	Other Benefits
DROBNY, VLADKO	200-Teacher	\$59,940.92	1.00	0	12	\$0.00	\$0.00	\$4,673.25	\$12,437.40
DROLEN, ALLISON	200-Teacher	\$62,363.08	1.00	0	12	\$0.00	\$0.00	\$4,862.00	\$18,061.56
DRZIK, BRIDGET	200-Teacher	\$66,697.76	0.95	0	12	\$0.00	\$0.00	\$5,195.79	\$22,774.92
DUBOW, BARBARA	200-Teacher	\$118,426.10	1.00	0	12	\$0.00	\$0.00	\$9,232.75	\$11,131.80
DUFFEY, KIMBERLY	200-Teacher	\$116,524.46	1.00	0	12	\$0.00	\$0.00	\$9,084.50	\$11,138.28
DUGGER, JACLYN	200-Teacher	\$73,544.12	1.00	0	12	\$0.00	\$0.00	\$5,733.75	\$18,248.28
DUMAS, TIFFANY	200-Teacher	\$63,510.98	1.00	0	12	\$0.00	\$0.00	\$4,951.50	\$18,248.28
DUNMEAD, KEITH	200-Teacher	\$58,676.02	1.00	0	12	\$0.00	\$0.00	\$4,574.50	\$20.52
DURAY, MICHELLE	200-Teacher	\$88,936.90	1.00	0	12	\$0.00	\$0.00	\$6,933.75	\$11,006.76
DUTTON, JENNIFER	200-Teacher	\$74,986.05	1.00	0	12	\$0.00	\$0.00	\$5,855.01	\$18,537.64
DWYER, LISA	200-Teacher	\$111,433.14	1.00	0	12	\$0.00	\$0.00	\$8,687.50	\$11,138.28
DZIEDZIC, DINA	610-Resource Teacher Elementary	\$58,600.13	0.98	0	12	\$0.00	\$0.00	\$4,564.48	\$27.00
DZIUBLA, REBECCA	200-Teacher	\$54,270.06	1.00	0	12	\$0.00	\$0.00	\$4,231.00	\$9,879.96
EASWAR, KALA	610-Resource Teacher Elementary	\$33,232.21	0.68	0	8	\$0.00	\$0.00	\$2,694.43	\$9,793.98
EHARDT, JEFFREY	104-Assistant Principal	\$133,468.92	1.00	25	12	\$0.00	\$0.00	\$14,166.00	\$31,947.26
EHMEN, RYAN	200-Teacher	\$73,543.86	1.00	0	12	\$0.00	\$0.00	\$5,733.75	\$27.00
EHRMANN, JOSEPH	107-General Administrator or General Supervisor	\$127,996.18	1.00	25	12	\$0.00	\$0.00	\$13,593.25	\$23,999.44
ELLETT, JENNIFER	153-Special Education Supervisor	\$108,905.94	1.00	25	12	\$0.00	\$0.00	\$11,596.25	\$31,451.47
ELLIOTT, JESSICA	200-Teacher	\$12,968.71	0.26	0	8	\$0.00	\$0.00	\$1,051.50	\$90.18
ELLIOTT, PAMELA	200-Teacher	\$72,185.10	1.00	0	12	\$0.00	\$0.00	\$5,627.75	\$7,108.04
ELLIS, TISHA	200-Teacher	\$93,274.99	1.00	0	12	\$0.00	\$0.00	\$7,288.47	\$25,990.68
ELSOUSO, JENNA	200-Teacher	\$55,356.05	1.00	0	12	\$0.00	\$0.00	\$4,322.38	\$166.52
ELVIRAROCA, ALBA	202-Bilingual Education Teacher	\$63,980.56	0.89	0	12	\$0.00	\$0.00	\$4,962.77	\$20.52
ENFIELD, KRISTEN	203-English as a Second Language Teacher	\$57,590.00	1.00	0	12	\$0.00	\$0.00	\$4,489.75	\$14,755.14
ENGEL, AMI	107-General Administrator or General Supervisor	\$176,581.08	1.00	25	12	\$0.00	\$0.00	\$18,675.75	\$24,523.47
ENGEL, JAIME	610-Resource Teacher Elementary	\$58,739.98	1.00	0	12	\$0.00	\$0.00	\$4,579.50	\$27.00
ENGEN, LUCAS	200-Teacher	\$72,102.03	1.00	0	12	\$0.00	\$0.00	\$5,625.66	\$439.08
ENSIGN, KAYLA	250-Special Education Teacher	\$66,076.92	1.00	0	12	\$0.00	\$0.00	\$5,151.50	\$11,086.20
ERFORT, VANESSA	200-Teacher	\$68,020.93	1.00	0	12	\$0.00	\$0.00	\$5,313.12	\$27.00
ERICKSEN, VICTORIA	200-Teacher	\$70,662.00	1.00	0	12	\$0.00	\$0.00	\$5,517.49	\$7,347.72
ESCARENO, VERONICA	200-Teacher	\$50,157.12	1.00	0	12	\$0.00	\$0.00	\$3,910.25	\$12,580.76
ESPINDOLA, PATRICIA	202-Bilingual Education Teacher	\$89,619.94	1.00	0	12	\$0.00	\$0.00	\$6,997.76	\$11,086.20
ESPOSITO, BRIAN	200-Teacher	\$69,278.04	1.00	0	12	\$0.00	\$0.00	\$5,401.00	\$27.00
ESTEVELOPEZ, MARIA	202-Bilingual Education Teacher	\$76,486.02	1.00	0	12	\$0.00	\$0.00	\$5,963.00	\$445.56
ESTRADA, ASHLEY	250-Special Education Teacher	\$50,157.12	1.00	0	12	\$0.00	\$0.00	\$3,910.25	\$27.00
EVERETT, KENDRA	200-Teacher	\$93,275.00	1.00	0	12	\$0.00	\$0.00	\$7,272.00	\$25,803.96
FACTLY, CARA	200-Teacher	\$79,578.98	1.00	0	12	\$0.00	\$0.00	\$6,204.25	\$366.12
FADDEN, KRISTEN	610-Resource Teacher Elementary	\$56,485.00	1.00	0	12	\$0.00	\$0.00	\$4,403.75	\$27.00

Name	Position	Base Salary	FTE	Vacation Days	Sick Days	Bonuses	Annuities	Retirement Enhancements	Other Benefits
FAIN, CHRISTINA	125-Head of Gen Ed (Depart chair admin endorsement held)	\$87,124.68	0.80	0	12	\$0.00	\$0.00	\$0.00	\$0.00
FAIN, CHRISTINA	200-Teacher	\$21,781.00	0.20	0	0	\$0.00	\$0.00	\$0.00	\$0.00
FAITH, KAILEY	200-Teacher	\$49,173.02	1.00	0	12	\$0.00	\$0.00	\$3,833.75	\$4,750.20
FALK, GEOFFREY	125-Head of Gen Ed (Depart chair admin endorsement held)	\$100,079.26	0.80	0	12	\$0.00	\$0.00	\$0.00	\$0.00
FALK, GEOFFREY	200-Teacher	\$25,019.00	0.20	0	0	\$0.00	\$0.00	\$0.00	\$0.00
FARMER, ASHLEY	202-Bilingual Education Teacher	\$82,794.92	1.00	0	12	\$0.00	\$0.00	\$6,455.00	\$22,774.92
FARRELL, AMY	610-Resource Teacher Elementary	\$98,950.02	1.00	0	12	\$0.00	\$0.00	\$7,714.50	\$17,489.08
FAUSHER, AMANDA	200-Teacher	\$61,410.80	0.99	0	12	\$0.00	\$0.00	\$4,785.15	\$27.00
FEATHERLY, HARVEY	200-Teacher	\$86,140.08	1.00	0	12	\$0.00	\$0.00	\$6,715.75	\$366.12
FED, CHARLES	200-Teacher	\$66,076.92	1.00	0	12	\$0.00	\$0.00	\$5,151.50	\$18,599.88
FELDMANN, CHARLES	200-Teacher	\$44,484.52	0.58	0	12	\$0.00	\$0.00	\$3,368.65	\$9,237.16
FELTEN, CRISTY	200-Teacher	\$64,782.90	1.00	0	12	\$0.00	\$0.00	\$5,050.75	\$294.60
FELTMAN, LAURA	250-Special Education Teacher	\$73,544.12	1.00	0	12	\$0.00	\$0.00	\$5,733.75	\$17,902.68
FERGUSON, MELISSA	200-Teacher	\$50,157.12	1.00	0	12	\$0.00	\$0.00	\$3,910.25	\$11,006.76
FERNANDEZ, YVET	610-Resource Teacher Elementary	\$89,619.96	1.00	0	12	\$0.00	\$0.00	\$6,986.27	\$1,133.40
FESSLER, JILLENE	250-Special Education Teacher	\$58,765.98	1.00	0	12	\$0.00	\$0.00	\$4,581.50	\$18,186.04
FEWELL, ALISSA	200-Teacher	\$82,922.06	1.00	0	12	\$0.00	\$0.00	\$6,464.75	\$18,061.56
FILLMORE, ERIN	200-Teacher	\$95,142.06	1.00	0	12	\$0.00	\$0.00	\$7,417.50	\$27.00
FILLMORE, ROBERT	250-Special Education Teacher	\$97,045.00	1.00	0	12	\$0.00	\$0.00	\$7,565.75	\$946.68
FIORITO, JOSHUA	250-Special Education Teacher	\$50,641.69	0.91	0	12	\$0.00	\$0.00	\$3,933.52	\$25,990.68
FISCHER, ALEXANDER	200-Teacher	\$68,020.93	1.00	0	12	\$0.00	\$0.00	\$5,313.12	\$1,071.16
FISHER, MOLLY	200-Teacher	\$78,047.04	1.00	0	12	\$0.00	\$0.00	\$6,098.52	\$18,537.64
FITCHIE, JENNIFER	610-Resource Teacher Elementary	\$87,995.96	1.00	0	12	\$0.00	\$0.00	\$6,860.50	\$25,990.68
FLONES, CATHRYN	200-Teacher	\$123,513.78	1.00	0	12	\$0.00	\$0.00	\$9,629.50	\$1,133.40
FLORES, MARY	200-Teacher	\$58,676.02	1.00	0	12	\$0.00	\$0.00	\$4,574.50	\$7,841.64
FLOWERS, MICHAEL	250-Special Education Teacher	\$56,397.12	1.00	0	12	\$0.00	\$0.00	\$4,396.75	\$7,261.08
FODOR, STEPHEN	200-Teacher	\$83,807.88	1.00	0	12	\$0.00	\$0.00	\$6,533.75	\$27.00
FOLEY, JENNIFER	200-Teacher	\$50,157.12	1.00	0	12	\$0.00	\$0.00	\$3,910.25	\$17,850.52
FOLTA, AMY	610-Resource Teacher Elementary	\$87,864.14	1.00	0	12	\$0.00	\$0.00	\$6,850.00	\$12,624.12
FORESTOR JR, ROMAN	200-Teacher	\$28,198.56	0.50	0	12	\$0.00	\$0.00	\$4,396.75	\$25,984.20
FORTUNATO, SCOTT	200-Teacher	\$73,544.11	1.00	0	12	\$0.00	\$0.00	\$5,746.72	\$18,248.28
FOSS, KRISTINA	200-Teacher	\$89,619.92	1.00	0	12	\$0.00	\$0.00	\$6,987.00	\$27.00
FOSTER, TERRY	200-Teacher	\$68,747.90	1.00	0	12	\$0.00	\$0.00	\$5,359.75	\$1,133.40
FOSTER, THOMAS	104-Assistant Principal	\$86,112.84	0.94	11	11	\$0.00	\$0.00	\$9,182.00	\$22,431.97
FOWLER, BRIANNE	200-Teacher	\$78,047.06	1.00	0	12	\$0.00	\$0.00	\$6,084.75	\$25,928.44
FRAZER, ZACHARY	104-Assistant Principal	\$95,076.02	1.00	25	12	\$0.00	\$0.00	\$10,149.75	\$11,651.67
FREEMAN, ELIZABETH	101-Assistant/Associate District Superintendent	\$174,400.46	1.00	25	12	\$0.00	\$0.00	\$18,447.75	\$12,401.11

Name	Position	Base Salary	FTE	Vacation Days	Sick Days	Bonuses	Annuities	Retirement Enhancements	Other Benefits
FREEMAN, MICHAEL	200-Teacher	\$54,636.00	1.00	27	5	\$0.00	\$0.00	\$1,092.00	\$7,200.00
FREKE, JULIA	200-Teacher	\$99,452.34	1.00	0	12	\$0.00	\$0.00	\$7,753.50	\$9,800.52
FRERICH, ALEXANDRA	200-Teacher	\$50,157.12	1.00	0	12	\$0.00	\$0.00	\$3,910.25	\$7,346.84
FREY, BBRANDON	250-Special Education Teacher	\$56,397.12	1.00	0	12	\$0.00	\$0.00	\$4,396.75	\$7,183.32
FREY, LUCILLE	250-Special Education Teacher	\$49,330.35	0.98	0	12	\$0.00	\$0.00	\$3,843.22	\$17,939.40
FRIEDERS, KELLY	200-Teacher	\$89,619.92	1.00	0	12	\$0.00	\$0.00	\$6,987.00	\$946.68
FRIES, KRISTIN	200-Teacher	\$95,106.96	1.00	0	12	\$0.00	\$0.00	\$7,414.75	\$1,133.40
FRITZ, HANNA	250-Special Education Teacher	\$56,462.10	1.00	0	12	\$0.00	\$0.00	\$4,408.76	\$13,228.92
FRYER, JACOB	200-Teacher	\$63,510.98	1.00	0	12	\$0.00	\$0.00	\$4,951.50	\$9,837.64
FRYER, MATTHEW	200-Teacher	\$53,205.88	1.00	0	12	\$0.00	\$0.00	\$4,148.00	\$18,248.28
FRYSTAK, MARK	200-Teacher	\$75,905.96	1.00	0	12	\$0.00	\$0.00	\$5,917.75	\$7,569.80
FULLER, KIMBERLY	200-Teacher	\$77,804.48	1.00	0	12	\$0.00	\$0.00	\$6,071.67	\$27.00
GALLOIS, CARLY	200-Teacher	\$54,636.00	1.00	27	5	\$0.00	\$0.00	\$1,092.00	\$7,200.00
GAMBARDELLA, MICHELLE	153-Special Education Supervisor	\$129,861.42	1.00	25	12	\$0.00	\$0.00	\$13,788.50	\$22,839.44
GARAY, LESLIE	200-Teacher	\$57,526.04	1.00	0	12	\$0.00	\$0.00	\$4,484.75	\$366.12
GARCIA, ANDREA	202-Bilingual Education Teacher	\$51,159.94	1.00	0	12	\$0.00	\$0.00	\$3,988.50	\$27.00
GARITY, ROBIN	200-Teacher	\$56,397.12	1.00	0	12	\$0.00	\$0.00	\$4,396.75	\$9,800.52
GASPERS, KELLIE	200-Teacher	\$74,986.05	1.00	0	12	\$0.00	\$0.00	\$5,855.00	\$11,086.20
GAVELEK, GINA	200-Teacher	\$82,794.92	1.00	0	12	\$0.00	\$0.00	\$6,455.00	\$419.08
GAVIN, ALEXANDRA	202-Bilingual Education Teacher	\$87,995.96	1.00	0	12	\$0.00	\$0.00	\$6,860.50	\$11,086.20
GAVINA, ADRIANA	610-Resource Teacher Elementary	\$84,484.76	0.96	0	12	\$0.00	\$0.00	\$6,586.57	\$27.00
GAWLIK, MELISSA	611-Resource Teacher Other	\$79,578.98	1.00	0	12	\$0.00	\$0.00	\$6,204.25	\$27.00
GENDE, SARAH	250-Special Education Teacher	\$72,101.90	1.00	0	12	\$0.00	\$0.00	\$5,621.25	\$27.00
GENTILE, WENDY	200-Teacher	\$87,864.13	1.00	0	12	\$0.00	\$0.00	\$6,860.56	\$185.88
GEORGITSIS, NATALIE	200-Teacher	\$54,270.06	1.00	0	12	\$0.00	\$0.00	\$4,231.00	\$18,057.24
GERKE, CAITLIN	200-Teacher	\$61,046.18	1.00	0	12	\$0.00	\$0.00	\$4,759.25	\$25,803.96
GERLOFF-BANKER, LISA	200-Teacher	\$101,731.08	1.00	0	12	\$0.00	\$0.00	\$7,927.36	\$11,079.72
GERMANN, BARBARA	200-Teacher	\$92,529.06	1.00	0	12	\$0.00	\$0.00	\$7,213.75	\$25,692.76
GERTZ, STEVEN	104-Assistant Principal	\$145,409.68	1.00	25	12	\$3,475.08	\$0.00	\$15,793.06	\$31,520.51
GIACHETTI, THERESA	611-Resource Teacher Other	\$72,074.08	1.00	0	12	\$0.00	\$0.00	\$5,619.00	\$27.00
GIANGREGO, KRISTIN	610-Resource Teacher Elementary	\$74,986.08	1.00	0	12	\$0.00	\$0.00	\$5,846.00	\$18,248.28
GIANNINI, TINA	200-Teacher	\$38,881.22	0.73	0	12	\$0.00	\$0.00	\$4,154.38	\$11,006.76
GIDLUND, DEANE	200-Teacher	\$91,308.10	1.00	0	12	\$0.00	\$0.00	\$7,118.50	\$11,767.56
GIERMAN, NICHOLAS	200-Teacher	\$65,380.12	1.00	0	12	\$0.00	\$0.00	\$5,097.25	\$25,990.68
GILBERT, ANN	200-Teacher	\$93,382.12	1.00	0	12	\$0.00	\$0.00	\$7,280.25	\$27.00
GILBERT, BRIAN	200-Teacher	\$100,965.02	1.00	0	12	\$0.00	\$0.00	\$7,871.50	\$25,803.96
GILBERT, STEPHEN	200-Teacher	\$49,968.00	1.00	27	5	\$0.00	\$0.00	\$999.00	\$7,200.00
GILLELAND, ALYSSA	107-General Administrator or General Supervisor	\$118,556.75	0.96	25	12	\$0.00	\$0.00	\$12,225.50	\$228.99

Name	Position	Base Salary	FTE	Vacation Days	Sick Days	Bonuses	Annuities	Retirement Enhancements	Other Benefits
GILLIE, JENNIFER	200-Teacher	\$52,435.00	1.00	27	5	\$0.00	\$0.00	\$1,048.00	\$7,200.00
GILLUS, LYDIA	200-Teacher	\$52,435.00	1.00	27	5	\$0.00	\$0.00	\$1,048.00	\$7,200.00
GLENN, GARY	125-Head of Gen Ed (Depart chair admin endorsement held)	\$92,457.71	0.80	0	12	\$0.00	\$0.00	\$0.00	\$0.00
GLENN, GARY	200-Teacher	\$23,114.00	0.20	0	0	\$0.00	\$0.00	\$0.00	\$0.00
GLENN, JANINE	124-Dean of Students Admin (admin endorsement held)	\$113,758.96	1.00	0	12	\$0.00	\$0.00	\$12,103.63	\$31,638.04
GNAGNI, ERIN	200-Teacher	\$70,061.42	1.00	0	12	\$0.00	\$0.00	\$5,468.49	\$1,133.40
GNUTEK, ANTHONY	200-Teacher	\$97,153.94	1.00	0	12	\$0.00	\$0.00	\$7,574.25	\$946.68
GNUTEK, MELANIE	200-Teacher	\$97,009.92	1.00	0	12	\$0.00	\$0.00	\$7,574.89	\$27.00
GOBLE, PATRICIA	200-Teacher	\$51,159.94	1.00	0	12	\$0.00	\$0.00	\$3,988.50	\$2,432.96
GODFREY, AARON	200-Teacher	\$90,714.00	1.00	0	12	\$0.00	\$0.00	\$7,072.25	\$11,086.20
GOEDEKE, BRENT	200-Teacher	\$95,106.96	1.00	0	12	\$0.00	\$0.00	\$7,414.75	\$1,133.40
GOEDEKE, MELISSA	200-Teacher	\$97,009.90	1.00	0	12	\$0.00	\$0.00	\$7,563.25	\$27.00
GOETZ, MATTHEW	200-Teacher	\$73,543.86	1.00	0	12	\$0.00	\$0.00	\$5,746.73	\$12,437.40
GOLA, BETHANY	200-Teacher	\$55,292.10	1.00	0	12	\$0.00	\$0.00	\$4,320.50	\$27.00
GOLBECK, MICHELLE	200-Teacher	\$58,366.14	0.99	0	12	\$0.00	\$0.00	\$4,549.38	\$25,990.68
GOLDSTEIN, KAREN	200-Teacher	\$100,965.02	1.00	0	12	\$0.00	\$0.00	\$7,871.50	\$27.00
GOLUCH, CRISTA	200-Teacher	\$35,258.70	0.58	0	12	\$0.00	\$0.00	\$4,764.75	\$25,990.68
GOMBERG, MOLLY	200-Teacher	\$69,380.99	1.00	0	12	\$0.00	\$0.00	\$5,419.31	\$7,340.52
GOMEZ, PAOLA	200-Teacher	\$50,157.12	1.00	0	12	\$0.00	\$0.00	\$3,910.25	\$4,849.72
GOMEZTOMILLO, AITANA	200-Teacher	\$59,849.92	1.00	0	12	\$0.00	\$0.00	\$4,666.00	\$471.24
GOMILAJUAN, AINA	202-Bilingual Education Teacher	\$73,515.00	1.00	0	12	\$0.00	\$0.00	\$5,731.50	\$288.12
GONZALEZ, CARLOS	203-English as a Second Language Teacher	\$58,156.02	1.00	0	12	\$0.00	\$0.00	\$4,539.28	\$333.56
GONZALEZ, JENNY	610-Resource Teacher Elementary	\$100,929.92	1.00	0	12	\$0.00	\$0.00	\$7,868.75	\$1,133.40
GONZALEZ, YESENIA	202-Bilingual Education Teacher	\$51,159.94	1.00	0	12	\$0.00	\$0.00	\$3,988.50	\$11,006.76
GONZALEZSOTO, EDITH	251-Bilingual Special Education Teacher	\$80,065.40	0.97	0	12	\$0.00	\$0.00	\$6,233.67	\$12,561.88
GOOD, LISA	610-Resource Teacher Elementary	\$97,009.90	1.00	0	12	\$0.00	\$0.00	\$7,563.25	\$185.88
GOODEN, JENNIFER	611-Resource Teacher Other	\$96,267.08	1.00	0	12	\$0.00	\$0.00	\$7,505.25	\$946.68
GOODMAN, BRITANY	200-Teacher	\$89,619.92	1.00	0	12	\$0.00	\$0.00	\$6,987.00	\$27.00
GOODMAN, TIFFANY	200-Teacher	\$86,172.05	1.00	0	12	\$0.00	\$0.00	\$6,733.45	\$25,803.96
GORAWARA, MEERA	200-Teacher	\$59,217.08	1.00	0	12	\$0.00	\$0.00	\$4,616.75	\$11,000.28
GORBY, JOHN	104-Assistant Principal	\$120,578.90	1.00	25	12	\$0.00	\$0.00	\$12,817.50	\$31,651.12
GORBY, LORI	200-Teacher	\$67,941.90	1.00	0	12	\$0.00	\$0.00	\$5,297.00	\$27.00
GORHAM, SONJA	200-Teacher	\$97,397.56	1.00	0	12	\$0.00	\$0.00	\$7,593.25	\$25,990.68
GOSLING, JOHN	200-Teacher	\$68,747.92	1.00	0	12	\$0.00	\$0.00	\$5,371.88	\$27.00
GOTTARDO, KARISSA	200-Teacher	\$54,801.50	1.00	0	12	\$0.00	\$0.00	\$4,277.35	\$27.00
GOUDY, ELIZABETH	107-General Administrator or General Supervisor	\$123,299.02	1.00	25	12	\$0.00	\$0.00	\$12,225.50	\$22,823.90

Name	Position	Base Salary	FTE	Vacation Days	Sick Days	Bonuses	Annuities	Retirement Enhancements	Other Benefits
GRAACK, SAMUEL	200-Teacher	\$20,062.90	0.40	0	12	\$0.00	\$0.00	\$3,910.25	\$10,321.00
GRAACK, SAMUEL	203-English as a Second Language Teacher	\$30,094.22	0.36	0	12	\$0.00	\$0.00	\$0.00	\$15,481.00
GRACIOUS, AMANDA	200-Teacher	\$61,410.80	0.99	0	12	\$0.00	\$0.00	\$4,785.15	\$2,324.14
GRAHAM, KATHLEEN	250-Special Education Teacher	\$76,516.98	1.00	0	12	\$0.00	\$0.00	\$5,979.01	\$18,186.04
GRANITO, AMBER	200-Teacher	\$95,410.84	0.98	0	12	\$0.00	\$0.00	\$7,433.59	\$5,425.86
GRANZOW, ALLISON	610-Resource Teacher Elementary	\$91,413.14	1.00	0	12	\$0.00	\$0.00	\$7,126.75	\$7,340.52
GRAVEL, MELANIE	107-General Administrator or General Supervisor	\$155,576.56	1.00	25	12	\$0.00	\$0.00	\$16,525.00	\$464.35
GRAY, KAREN	610-Resource Teacher Elementary	\$95,142.06	1.00	0	12	\$0.00	\$0.00	\$7,417.50	\$12,437.40
GREEN, JENNIFER	250-Special Education Teacher	\$64,782.90	1.00	0	12	\$0.00	\$0.00	\$5,050.75	\$27.00
GRIFFIN, CYNTHIA	200-Teacher	\$84,483.10	1.00	0	12	\$0.00	\$0.00	\$6,586.50	\$13,228.92
GRIFFITH, CATHERINE	611-Resource Teacher Other	\$72,074.08	1.00	0	12	\$0.00	\$0.00	\$5,619.00	\$11,086.20
GRIFFITHS, AMY	200-Teacher	\$105,005.94	1.00	0	12	\$0.00	\$0.00	\$8,186.50	\$1,133.40
GROCHOWSKI, KIRT	200-Teacher	\$89,619.92	1.00	0	12	\$0.00	\$0.00	\$6,987.00	\$25,990.68
GROE, VICKI	250-Special Education Teacher	\$61,115.08	1.00	0	12	\$0.00	\$0.00	\$4,764.75	\$25,831.80
GROFF, MADELEINE	200-Teacher	\$70,662.00	1.00	0	12	\$0.00	\$0.00	\$5,517.49	\$7,111.80
GROSSMAYER, MICHELLE	200-Teacher	\$107,105.96	1.00	0	12	\$0.00	\$0.00	\$8,350.25	\$18,248.28
GROSSO, GLORIA	202-Bilingual Education Teacher	\$63,510.98	1.00	0	12	\$0.00	\$0.00	\$4,951.50	\$18,057.24
GROVE, NANCY	250-Special Education Teacher	\$62,363.08	1.00	0	12	\$0.00	\$0.00	\$4,862.00	\$18,413.16
GRUDE, ASHLEE	200-Teacher	\$55,292.12	1.00	0	12	\$0.00	\$0.00	\$4,310.75	\$27.00
GUGE, LAURA	200-Teacher	\$52,435.00	1.00	27	5	\$0.00	\$0.00	\$1,048.00	\$7,200.00
GURKLIS, MATTHEW	250-Special Education Teacher	\$58,676.02	1.00	0	12	\$0.00	\$0.00	\$4,574.50	\$17,832.60
GURNEY, ASIA	104-Assistant Principal	\$152,970.22	1.00	25	12	\$0.00	\$0.00	\$16,206.00	\$8,876.15
GWOZDZ, DIANA	200-Teacher	\$56,485.00	1.00	0	12	\$0.00	\$0.00	\$4,403.75	\$27.00
HAACKER, JACQUELINE	200-Teacher	\$52,366.00	1.00	27	5	\$0.00	\$0.00	\$650.00	\$7,200.00
HAACKER, NATHAN	200-Teacher	\$46,680.00	1.00	27	5	\$0.00	\$0.00	\$0.00	\$7,200.00
HAAK, SHANE	200-Teacher	\$49,173.02	1.00	0	12	\$0.00	\$0.00	\$3,833.75	\$7,159.48
HAASE, MICHAEL	200-Teacher	\$75,905.96	1.00	0	12	\$0.00	\$0.00	\$5,917.75	\$1,133.40
HAASE, TONYA	611-Resource Teacher Other	\$91,550.94	1.00	0	12	\$0.00	\$0.00	\$7,137.50	\$1,133.40
HAEFFNER, TAMARA	610-Resource Teacher Elementary	\$89,619.92	1.00	0	12	\$0.00	\$0.00	\$6,987.00	\$1,133.40
HAEFLING, MORGAN	200-Teacher	\$24,316.31	0.49	0	6	\$0.00	\$0.00	\$1,971.56	\$15.12
HAGER, KELLI	606-Resource Teacher Math	\$93,243.02	1.00	0	12	\$0.00	\$0.00	\$7,269.50	\$1,071.16
HAINES, MELANIE	610-Resource Teacher Elementary	\$68,747.90	1.00	0	12	\$0.00	\$0.00	\$5,359.75	\$1,046.04
HALEVY, VICTORIA	200-Teacher	\$62,266.10	1.00	0	12	\$0.00	\$0.00	\$4,854.50	\$11,086.20
HALL, LEIA	200-Teacher	\$58,765.98	1.00	0	12	\$0.00	\$0.00	\$4,581.50	\$11,086.20
HALLIGAN, JANE	250-Special Education Teacher	\$126,071.14	1.00	0	12	\$0.00	\$0.00	\$9,828.75	\$12,336.04
HAM, JADE	200-Teacher	\$63,510.98	1.00	0	12	\$0.00	\$0.00	\$4,951.50	\$25,928.44
HAMBLEN, JILL	200-Teacher	\$54,291.90	1.00	0	12	\$0.00	\$0.00	\$4,232.75	\$11,587.32
HAMLIN, SHARON	610-Resource Teacher Elementary	\$58,056.97	1.00	0	12	\$0.00	\$0.00	\$4,534.88	\$16,598.52

Name	Position	Base Salary	FTE	Vacation Days	Sick Days	Bonuses	Annuities	Retirement Enhancements	Other Benefits
HAMMOND, ANGELA	103-Principal	\$107,343.08	1.00	25	12	\$0.00	\$0.00	\$11,433.00	\$12,210.31
HAMRICK, TAMMY	200-Teacher	\$98,673.51	1.00	0	12	\$0.00	\$0.00	\$7,700.38	\$18,248.28
HANIGAN, CHERYL	250-Special Education Teacher	\$81,296.02	1.00	0	12	\$0.00	\$0.00	\$6,338.00	\$18,735.48
HANKLA, DEVON	200-Teacher	\$20,467.12	0.33	0	12	\$0.00	\$0.00	\$1,457.49	\$5,854.03
HANKS, CAROL	200-Teacher	\$49,173.02	1.00	0	12	\$0.00	\$0.00	\$3,833.75	\$14,311.77
HANLEY, DANIELLE	200-Teacher	\$66,076.92	1.00	0	12	\$0.00	\$0.00	\$5,151.50	\$21,063.48
HANLEY, MICHAEL	200-Teacher	\$66,076.92	1.00	0	12	\$0.00	\$0.00	\$5,151.50	\$10,667.64
HANRAHAN, MELISSA	200-Teacher	\$61,092.68	0.96	0	12	\$0.00	\$0.00	\$4,962.71	\$20,642.36
HANSON, TAYLOR	200-Teacher	\$46,178.11	0.84	0	12	\$0.00	\$0.00	\$3,581.46	\$1,126.92
HAPANOVICH, NICOLE	200-Teacher	\$58,765.98	1.00	0	12	\$0.00	\$0.00	\$4,581.50	\$11,006.76
HARKIN, SUSAN	100-District Superintendent	\$275,081.71	1.00	25	35	\$0.00	\$0.00	\$29,077.03	\$24,405.27
HARNER, BETH	250-Special Education Teacher	\$102,948.04	1.00	0	12	\$0.00	\$0.00	\$8,026.00	\$11,006.76
HARO, MAGDALENA	202-Bilingual Education Teacher	\$51,159.94	1.00	0	12	\$0.00	\$0.00	\$3,988.50	\$12,474.52
HARRIES, ADRIAN	103-Principal	\$52,080.32	0.31	0	0	\$0.00	\$0.00	\$0.00	\$0.00
HARRIES, ADRIAN	107-General Administrator or General Supervisor	\$71,610.44	0.69	25	12	\$0.00	\$0.00	\$17,910.00	\$24,336.05
HARRIS, SUSAN	200-Teacher	\$95,249.96	1.00	0	12	\$0.00	\$0.00	\$7,426.00	\$1,133.40
HART, DANIEL	200-Teacher	\$62,266.09	1.00	0	12	\$0.00	\$0.00	\$4,865.49	\$17,996.84
HARTIGAN, STACEY	200-Teacher	\$55,377.14	1.00	0	12	\$0.00	\$0.00	\$4,317.25	\$11,086.20
HARTLEY, STACY	250-Special Education Teacher	\$88,936.90	1.00	0	12	\$0.00	\$0.00	\$6,933.75	\$25,803.96
HASAPIS, STEPHANIE	200-Teacher	\$68,020.93	1.00	0	12	\$0.00	\$0.00	\$5,313.12	\$11,006.76
HASTINGS, LEISA	200-Teacher	\$113,945.78	1.00	0	12	\$0.00	\$0.00	\$8,883.50	\$18,248.28
HAUGEN, JANINE	250-Special Education Teacher	\$98,950.02	1.00	0	12	\$0.00	\$0.00	\$7,714.50	\$18,123.80
HAUGENS, EDWARD	200-Teacher	\$102,948.04	1.00	0	12	\$0.00	\$0.00	\$8,026.00	\$946.68
HAUGENS, MELISSA	200-Teacher	\$86,140.08	1.00	0	12	\$0.00	\$0.00	\$6,715.75	\$27.00
HAWKINS, HEATHER	200-Teacher	\$77,423.06	1.00	0	12	\$0.00	\$0.00	\$6,036.00	\$25,803.96
HAWLEY, JULIE	203-English as a Second Language Teacher	\$57,613.92	1.00	0	12	\$0.00	\$0.00	\$4,491.75	\$10,567.80
HAYES, TIMOTHY	200-Teacher	\$65,380.11	1.00	0	12	\$0.00	\$0.00	\$5,106.96	\$17,745.00
HEICHEL, DANIELLE	250-Special Education Teacher	\$59,940.53	1.00	0	12	\$0.00	\$0.00	\$4,676.79	\$11,006.76
HEIKKINEN, DAMON	200-Teacher	\$58,739.98	1.00	0	12	\$0.00	\$0.00	\$4,579.50	\$946.68
HEINZ, ALYSSA	250-Special Education Teacher	\$53,080.71	1.00	0	12	\$0.00	\$0.00	\$4,137.89	\$4,661.96
HELMINSKI, CARA	250-Special Education Teacher	\$118,116.96	1.00	0	12	\$0.00	\$0.00	\$9,208.75	\$18,537.64
HEMANI, FARIDA	250-Special Education Teacher	\$53,910.08	0.99	0	12	\$0.00	\$0.00	\$4,202.09	\$27.00
HENDRIKSEN, REBECCA	610-Resource Teacher Elementary	\$66,155.96	1.00	0	12	\$0.00	\$0.00	\$5,157.75	\$7,261.08
HENKEN, ALYSSA	250-Special Education Teacher	\$56,462.12	1.00	0	12	\$0.00	\$0.00	\$4,402.00	\$7,261.08
HENNING, KYLE	200-Teacher	\$53,226.94	1.00	0	12	\$0.00	\$0.00	\$4,149.75	\$7,314.04
HENNING, MARISA	200-Teacher	\$62,266.10	1.00	0	12	\$0.00	\$0.00	\$4,854.50	\$12,561.88
HERB, JEFFREY	101-Assistant/Associate District Superintendent	\$167,669.00	0.96	25	12	\$0.00	\$0.00	\$18,445.01	\$24,519.41
HEREVIAGARZA, ABIEL	202-Bilingual Education Teacher	\$62,363.08	1.00	0	12	\$0.00	\$0.00	\$4,862.00	\$11,086.20

Name	Position	Base Salary	FTE	Vacation Days	Sick Days	Bonuses	Annuities	Retirement Enhancements	Other Benefits
HERFF, JAMES	124-Dean of Students Admin (admin endorsement held)	\$102,831.95	1.00	0	12	\$3,475.08	\$0.00	\$11,338.62	\$31,889.22
HERMANN, BROOKE	200-Teacher	\$86,172.05	1.00	0	12	\$0.00	\$0.00	\$6,733.44	\$18,248.28
HERNANDEZ, CARMEN	202-Bilingual Education Teacher	\$70,768.88	1.00	0	12	\$0.00	\$0.00	\$5,517.25	\$27.00
HERNANDEZ, JEROME A	606-Resource Teacher Math	\$46,680.00	1.00	27	5	\$0.00	\$0.00	\$933.00	\$7,200.00
HERNANDEZ, MIGUEL	125-Head of Gen Ed (Depart chair admin endorsement held)	\$80,490.49	0.80	0	12	\$0.00	\$0.00	\$0.00	\$0.00
HERNANDEZ, MIGUEL	200-Teacher	\$20,122.00	0.20	0	0	\$0.00	\$0.00	\$0.00	\$0.00
HERNANDEZ, PHILIP	200-Teacher	\$73,042.06	1.00	0	12	\$0.00	\$0.00	\$5,694.50	\$946.68
HEROLDT, JEREMY	200-Teacher	\$85,484.10	1.00	0	12	\$0.00	\$0.00	\$6,664.50	\$18,061.56
HERRENBRUCK, ANGELINA	200-Teacher	\$58,765.98	1.00	0	12	\$0.00	\$0.00	\$4,581.50	\$18,928.68
HERRERA, FRANCESCA	200-Teacher	\$107,144.96	1.00	0	12	\$0.00	\$0.00	\$8,353.25	\$8,703.80
HERRERA, NICHOLAS	104-Assistant Principal	\$98,640.10	1.00	25	12	\$0.00	\$0.00	\$10,522.50	\$31,881.67
HERRMANN, DIANNE	200-Teacher	\$109,249.14	1.00	0	12	\$0.00	\$0.00	\$8,517.25	\$946.68
HEVESY, MICHELLE	251-Bilingual Special Education Teacher	\$64,782.90	1.00	0	12	\$0.00	\$0.00	\$5,050.75	\$18,061.56
HEVESY, NICHOLAS	200-Teacher	\$58,676.02	1.00	0	12	\$0.00	\$0.00	\$4,574.50	\$27.00
HEVRDEJS, RACHEL	200-Teacher	\$50,157.12	1.00	0	12	\$0.00	\$0.00	\$3,910.25	\$10,929.00
HEWITT, SUZANNE	200-Teacher	\$94,378.96	1.00	0	12	\$0.00	\$0.00	\$7,358.00	\$27.00
HIGHTOWER, CAROL	200-Teacher	\$52,435.00	1.00	27	5	\$0.00	\$0.00	\$1,040.00	\$7,200.00
HILL, PAMELA	103-Principal	\$118,515.02	1.00	25	12	\$0.00	\$0.00	\$12,601.75	\$22,755.77
HILTON, KRISTEN	200-Teacher	\$61,115.06	1.00	0	12	\$0.00	\$0.00	\$4,772.06	\$22,961.64
HLADILEK, KELLEY	200-Teacher	\$62,266.10	1.00	0	12	\$0.00	\$0.00	\$4,854.50	\$22,774.92
HO, ELLEN	200-Teacher	\$12,209.00	0.20	0	12	\$0.00	\$0.00	\$0.00	\$0.00
HO, ELLEN	203-English as a Second Language Teacher	\$48,836.84	0.80	0	12	\$0.00	\$0.00	\$4,759.25	\$12,185.64
HOBLIN-LAMORENA, KELLY	200-Teacher	\$48,325.70	0.89	0	12	\$0.00	\$0.00	\$3,748.96	\$11,173.56
HOFFMAN, NATHAN	200-Teacher	\$52,435.00	1.00	27	5	\$0.00	\$0.00	\$1,048.00	\$7,200.00
HOGLE, JOSEPH	200-Teacher	\$50,157.12	1.00	0	12	\$0.00	\$0.00	\$3,910.25	\$9,800.52
HOGY, GRETCHEN	610-Resource Teacher Elementary	\$97,009.90	1.00	0	12	\$0.00	\$0.00	\$7,563.25	\$1,133.40
HOLLANDER, LORIE	250-Special Education Teacher	\$85,484.10	1.00	0	12	\$0.00	\$0.00	\$6,664.50	\$25,990.68
HOLLISTER, RACHEL	200-Teacher	\$54,291.90	1.00	0	12	\$0.00	\$0.00	\$4,232.75	\$7,261.08
HOLLISTER, RYAN	200-Teacher	\$58,765.98	1.00	0	12	\$0.00	\$0.00	\$4,581.50	\$7,261.08
HOLLOWAY, ROBERT	200-Teacher	\$64,207.00	1.00	0	12	\$0.00	\$0.00	\$5,011.58	\$7,314.04
HOLLY, JACQUELINE	200-Teacher	\$53,205.88	1.00	0	12	\$0.00	\$0.00	\$4,148.00	\$11,086.20
HOLM, KRISTINE	610-Resource Teacher Elementary	\$97,009.90	1.00	0	12	\$0.00	\$0.00	\$7,563.25	\$11,086.20
HOLMER, AARON	200-Teacher	\$97,009.90	1.00	0	12	\$0.00	\$0.00	\$7,563.25	\$25,990.68
HOLMES, CHRISTINA	200-Teacher	\$63,510.98	1.00	0	12	\$0.00	\$0.00	\$4,951.50	\$25,803.96
HOLTZ, DEREK	200-Teacher	\$76,486.02	1.00	0	12	\$0.00	\$0.00	\$5,963.00	\$25,928.44
HOLZE, TINA	153-Special Education Supervisor	\$113,305.92	1.00	25	12	\$0.00	\$0.00	\$12,056.75	\$12,224.00
HOMOLA, ROBERT	250-Special Education Teacher	\$62,266.10	1.00	0	12	\$0.00	\$0.00	\$4,854.50	\$14,498.84

Name	Position	Base Salary	FTE	Vacation Days	Sick Days	Bonuses	Annuities	Retirement Enhancements	Other Benefits
HOOPER, DEANN	200-Teacher	\$93,275.00	1.00	0	12	\$0.00	\$0.00	\$7,272.00	\$132.92
HOORMANN, JILL	200-Teacher	\$53,226.94	1.00	0	12	\$0.00	\$0.00	\$4,149.75	\$7,340.52
HOOSIER, CIERA	200-Teacher	\$57,526.04	1.00	0	12	\$0.00	\$0.00	\$4,484.75	\$7,261.08
HOPKINS-MUEHL, CHRISTINE	200-Teacher	\$97,009.90	1.00	0	12	\$0.00	\$0.00	\$7,563.25	\$16,163.56
HOPLEY-DEBOER, HOLLY	200-Teacher	\$77,423.06	1.00	0	12	\$0.00	\$0.00	\$6,036.00	\$25,803.96
HOPP, ERICA	250-Special Education Teacher	\$70,768.88	1.00	0	12	\$0.00	\$0.00	\$5,517.25	\$25,990.68
HORAK, CARLY	200-Teacher	\$51,159.94	1.00	0	12	\$0.00	\$0.00	\$3,988.50	\$10,604.68
HORCHER, RYAN	200-Teacher	\$49,173.02	1.00	0	12	\$0.00	\$0.00	\$3,833.75	\$12,067.88
HORNBERG, ERICK	200-Teacher	\$97,009.90	1.00	0	12	\$0.00	\$0.00	\$7,563.25	\$1,133.40
HORTON, JOSHUA	200-Teacher	\$89,619.92	1.00	0	12	\$0.00	\$0.00	\$6,987.00	\$25,803.96
HOSTETLER, DEBORAH	200-Teacher	\$58,765.98	1.00	0	12	\$0.00	\$0.00	\$4,581.50	\$18,413.16
HOTH, JENNIFER	200-Teacher	\$76,516.96	1.00	0	12	\$0.00	\$0.00	\$5,965.50	\$12,624.12
HOTH, JOHN	200-Teacher	\$59,217.08	1.00	0	12	\$0.00	\$0.00	\$4,616.75	\$7,153.32
HOUGH, KIMBERLY	200-Teacher	\$98,950.02	1.00	0	12	\$0.00	\$0.00	\$7,714.50	\$18,061.56
HOUGH, SEAN	200-Teacher	\$100,965.02	1.00	0	12	\$0.00	\$0.00	\$7,871.50	\$27.00
HOVING, KATHRYN	200-Teacher	\$91,308.10	1.00	0	12	\$0.00	\$0.00	\$7,118.50	\$27.00
HOWARD, JEANNE	611-Resource Teacher Other	\$94,043.73	0.90	0	12	\$0.00	\$0.00	\$7,297.68	\$12,561.88
HRYNIEWICZ, KELLY	200-Teacher	\$69,300.92	1.00	0	12	\$0.00	\$0.00	\$5,402.75	\$1,046.04
HUBER, LANCE	200-Teacher	\$111,433.14	1.00	0	12	\$0.00	\$0.00	\$8,687.50	\$1,275.72
HUEZO, GLORIA	200-Teacher	\$25,614.74	0.47	0	12	\$0.00	\$0.00	\$1,907.84	\$8.64
HUGHES, BRITTANY	250-Special Education Teacher	\$59,849.92	1.00	0	12	\$0.00	\$0.00	\$4,666.00	\$27.00
HUGHES, KRYSTAL	250-Special Education Teacher	\$66,504.71	1.00	0	12	\$0.00	\$0.00	\$5,184.39	\$185.88
HUMMEL, JOHONNA	200-Teacher	\$72,101.90	1.00	0	12	\$0.00	\$0.00	\$5,621.25	\$817.56
HUNT, ERIC	250-Special Education Teacher	\$65,307.06	1.00	0	12	\$0.00	\$0.00	\$5,091.50	\$630.12
HUNTER, CARY	200-Teacher	\$54,636.00	1.00	27	5	\$1,092.00	\$0.00	\$0.00	\$7,200.00
HUNTER, TKEYAH	611-Resource Teacher Other	\$51,159.94	1.00	0	12	\$0.00	\$0.00	\$3,988.50	\$8,107.56
HURLEY, GINA	200-Teacher	\$66,077.18	1.00	0	12	\$0.00	\$0.00	\$5,151.50	\$11,544.76
HURST, JENNIFER	200-Teacher	\$61,610.11	1.00	0	12	\$0.00	\$0.00	\$4,812.40	\$7,340.52
HYNES, KAITLIN	250-Special Education Teacher	\$55,292.12	1.00	0	12	\$0.00	\$0.00	\$4,310.75	\$7,183.32
INCROCCI, ALYSSA	200-Teacher	\$49,173.02	1.00	0	12	\$0.00	\$0.00	\$3,833.75	\$20.52
INGOLD, MEGAN	200-Teacher	\$64,252.70	0.89	0	12	\$0.00	\$0.00	\$4,984.55	\$25,803.96
IRWIN, JOY	200-Teacher	\$66,687.92	1.00	0	12	\$0.00	\$0.00	\$5,199.25	\$7,682.76
ISRAEL, NANCY	104-Assistant Principal	\$84,955.20	0.82	0	12	\$0.00	\$0.00	\$9,077.14	\$26,726.39
IZBICKI, DANIEL	200-Teacher	\$68,020.93	1.00	0	12	\$0.00	\$0.00	\$5,313.11	\$7,261.08
JACKSON, KENDALL	200-Teacher	\$48,340.37	0.86	0	12	\$0.00	\$0.00	\$3,743.50	\$10,828.36
JACOBS, EMILY	200-Teacher	\$81,170.96	1.00	0	12	\$0.00	\$0.00	\$6,328.25	\$366.12
JACOBS, JACLYN	200-Teacher	\$72,074.08	1.00	0	12	\$0.00	\$0.00	\$5,619.00	\$7,340.52
JACOBS, MACKENZI	250-Special Education Teacher	\$56,462.12	1.00	0	12	\$0.00	\$0.00	\$4,402.00	\$11,006.76

Name	Position	Base Salary	FTE	Vacation Days	Sick Days	Bonuses	Annuities	Retirement Enhancements	Other Benefits
JACOBSEN, JORDON	200-Teacher	\$70,662.01	1.00	0	12	\$0.00	\$0.00	\$5,517.48	\$8,715.24
JAEGER, ASHLEE	610-Resource Teacher Elementary	\$62,266.10	1.00	0	12	\$0.00	\$0.00	\$4,854.50	\$18,248.28
JAIN, PURNIMA	200-Teacher	\$42,148.26	0.86	0	11	\$0.00	\$0.00	\$3,417.52	\$24.84
JAKUBOWSKI, MICHAEL	200-Teacher	\$99,344.70	1.00	0	12	\$0.00	\$0.00	\$7,745.25	\$185.88
JAMROZY, SHANNON	104-Assistant Principal	\$106,770.04	1.00	25	12	\$0.00	\$0.00	\$11,373.00	\$31,896.88
JARVIS, BETH	610-Resource Teacher Elementary	\$62,843.04	1.00	0	12	\$0.00	\$0.00	\$4,899.50	\$18,248.28
JENSEN, ERIK	250-Special Education Teacher	\$81,170.96	1.00	0	12	\$0.00	\$0.00	\$6,328.25	\$18,248.28
JENSKY, ANA	200-Teacher	\$58,676.02	1.00	0	12	\$0.00	\$0.00	\$4,574.50	\$18,248.28
JOBST, CORIE	200-Teacher	\$69,300.96	1.00	0	12	\$0.00	\$0.00	\$5,415.01	\$18,061.56
JOHNSON, ERIN	250-Special Education Teacher	\$63,510.98	1.00	0	12	\$0.00	\$0.00	\$4,951.50	\$946.68
JOHNSON, ERIN	250-Special Education Teacher	\$53,612.23	0.99	0	12	\$0.00	\$0.00	\$4,177.94	\$27.00
JOHNSON, JACOB	200-Teacher	\$34,277.10	0.45	0	12	\$0.00	\$0.00	\$3,988.50	\$27.00
JOHNSON, JACOB	203-English as a Second Language Teacher	\$16,882.84	0.11	0	12	\$0.00	\$0.00	\$0.00	\$0.00
JOHNSON, KIYO	202-Bilingual Education Teacher	\$67,490.28	1.00	0	12	\$0.00	\$0.00	\$5,261.51	\$11,859.96
JONES, AMY	200-Teacher	\$87,652.57	1.00	0	12	\$0.00	\$0.00	\$6,832.92	\$946.68
JONES, ELIZABETH	104-Assistant Principal	\$84,736.10	0.85	0	12	\$0.00	\$0.00	\$9,067.78	\$12,191.65
JONES, KATE	200-Teacher	\$51,160.20	1.00	0	12	\$0.00	\$0.00	\$3,988.50	\$7,340.52
JORGENSEN, KYLE	200-Teacher	\$51,160.59	1.00	0	12	\$0.00	\$0.00	\$3,991.63	\$8,107.56
JOSLYN, MATTHEW	200-Teacher	\$74,986.08	1.00	0	12	\$0.00	\$0.00	\$5,846.00	\$18,248.28
JOUSTRA, ASHLEY	200-Teacher	\$68,020.93	1.00	0	12	\$0.00	\$0.00	\$5,313.12	\$50.84
JURGENSEN, DANIEL	200-Teacher	\$69,300.92	1.00	0	12	\$0.00	\$0.00	\$5,414.98	\$27.00
JURS, REBECCA	103-Principal	\$130,852.02	1.00	25	12	\$0.00	\$0.00	\$13,892.00	\$31,487.35
KACZAR, DEBORAH	200-Teacher	\$79,578.98	1.00	0	12	\$0.00	\$0.00	\$6,204.25	\$18,741.96
KAHLEY, JENNIFER	200-Teacher	\$62,843.04	1.00	0	12	\$0.00	\$0.00	\$4,899.50	\$1,027.48
KAKAREKA, SARAH	200-Teacher	\$70,768.91	1.00	0	12	\$0.00	\$0.00	\$5,527.76	\$11,774.04
KALAMATAS, KATRINA	610-Resource Teacher Elementary	\$72,185.10	1.00	0	12	\$0.00	\$0.00	\$5,627.75	\$12,858.36
KALE, ALLISON	200-Teacher	\$65,380.12	1.00	0	12	\$0.00	\$0.00	\$5,097.25	\$11,520.92
KAMINSKI, ALISON	107-General Administrator or General Supervisor	\$100,612.98	1.00	25	12	\$0.00	\$0.00	\$10,729.00	\$574.91
KAMMINGA, SHELLIE	200-Teacher	\$72,074.08	1.00	0	12	\$0.00	\$0.00	\$5,619.00	\$1,133.40
KAMP, TAYLAR	250-Special Education Teacher	\$51,159.94	1.00	0	12	\$0.00	\$0.00	\$3,988.50	\$9,800.52
KAMPHAUSEN, DAWN	250-Special Education Teacher	\$96,897.06	1.00	0	12	\$0.00	\$0.00	\$7,554.25	\$16,054.36
KANN, KATHLEEN	200-Teacher	\$100,929.92	1.00	0	12	\$0.00	\$0.00	\$7,868.75	\$11,587.32
KAPITAN, SARAH	200-Teacher	\$87,864.14	1.00	0	12	\$0.00	\$0.00	\$6,850.00	\$1,133.40
KAPUSTA, MARYELIZABETH	250-Special Education Teacher	\$45,551.44	0.77	0	9	\$0.00	\$0.00	\$3,693.35	\$14,984.48
KAROUMI, AERENIA	200-Teacher	\$97,045.00	1.00	0	12	\$0.00	\$0.00	\$7,565.75	\$18,928.68
KASPER, CHRISTINA	250-Special Education Teacher	\$54,207.92	1.00	0	12	\$0.00	\$0.00	\$4,226.25	\$12,281.40
KASPER, MICHAEL	200-Teacher	\$79,609.01	1.00	0	12	\$0.00	\$0.00	\$6,211.37	\$7,340.52
KASPROWICZ, ADAM	200-Teacher	\$58,676.02	1.00	0	12	\$0.00	\$0.00	\$4,584.86	\$18,248.28

Name	Position	Base Salary	FTE	Vacation Days	Sick Days	Bonuses	Annuities	Retirement Enhancements	Other Benefits
KATZBECK, JASON	610-Resource Teacher Elementary	\$86,172.06	1.00	0	12	\$0.00	\$0.00	\$6,718.25	\$7,183.32
KEAFER, KATHERINE	103-Principal	\$64,430.85	0.58	7	7	\$0.00	\$0.00	\$6,656.58	\$11,966.43
KEATY, ROBERT	200-Teacher	\$89,756.94	1.00	0	12	\$0.00	\$0.00	\$6,997.75	\$25,990.68
KEELEY, KARLA	200-Teacher	\$56,462.12	1.00	0	12	\$0.00	\$0.00	\$4,402.00	\$6,955.56
KEEN, BETH	611-Resource Teacher Other	\$62,363.08	1.00	0	12	\$0.00	\$0.00	\$4,862.00	\$22,961.64
KELLER, CHRISTOPHER	200-Teacher	\$64,782.90	1.00	0	12	\$0.00	\$0.00	\$5,050.75	\$12,397.96
KELLY, CARRIE	200-Teacher	\$52,435.00	1.00	27	5	\$0.00	\$0.00	\$1,048.00	\$7,200.00
KELLY, MICHELLE	200-Teacher	\$64,782.90	1.00	0	12	\$0.00	\$0.00	\$5,050.75	\$11,086.20
KEPPLER, MADELINE	610-Resource Teacher Elementary	\$54,207.92	1.00	0	12	\$0.00	\$0.00	\$4,226.25	\$9,800.52
KERLEY, AMY	200-Teacher	\$105,005.94	1.00	0	12	\$0.00	\$0.00	\$8,186.50	\$27.00
KIEFFER, KRISTIN	200-Teacher	\$78,972.92	1.00	0	12	\$0.00	\$0.00	\$6,157.00	\$9,800.52
KILCHENMAN, MICHAEL	200-Teacher	\$51,159.94	1.00	0	12	\$0.00	\$0.00	\$3,988.50	\$9,692.76
KIM, SUYEUN	203-English as a Second Language Teacher	\$57,807.10	1.00	0	12	\$0.00	\$0.00	\$4,511.14	\$22,961.64
KINIKIN, JULIE	200-Teacher	\$87,193.08	1.00	0	12	\$0.00	\$0.00	\$6,797.75	\$27.00
KIPP, ASHLEY	104-Assistant Principal	\$93,212.08	1.00	25	12	\$0.00	\$0.00	\$9,954.75	\$13,110.18
KIRCHMEYER, KATHERINE	200-Teacher	\$61,115.08	1.00	0	12	\$0.00	\$0.00	\$4,764.75	\$18,055.08
KIRMSE, VALENE	250-Special Education Teacher	\$59,940.92	1.00	0	12	\$0.00	\$0.00	\$4,673.25	\$7,261.08
KISIEL, ANNA	610-Resource Teacher Elementary	\$89,619.92	1.00	0	12	\$0.00	\$0.00	\$6,987.00	\$18,599.88
KISSAMIS, JEFF	200-Teacher	\$95,142.06	1.00	0	12	\$0.00	\$0.00	\$7,417.50	\$18,248.28
KISSNER, COLLEEN	200-Teacher	\$67,919.02	1.00	0	12	\$0.00	\$0.00	\$5,295.25	\$439.48
KITZ, SARAH	200-Teacher	\$65,380.11	1.00	0	12	\$0.00	\$0.00	\$5,106.96	\$27.00
KLEIN, ALICIA	200-Teacher	\$73,750.02	0.98	0	12	\$0.00	\$0.00	\$5,754.80	\$1,133.40
KLEIN, MELISSA	200-Teacher	\$55,377.14	1.00	0	12	\$0.00	\$0.00	\$4,317.25	\$27.00
KLEINER, ANNE	200-Teacher	\$58,676.02	1.00	0	12	\$0.00	\$0.00	\$4,574.50	\$27.00
KLEINER, LINDA	200-Teacher	\$75,014.94	1.00	0	12	\$0.00	\$0.00	\$5,848.25	\$693.08
KLEINSCHMIDT, MEGAN	202-Bilingual Education Teacher	\$24,566.28	0.46	0	12	\$0.00	\$0.00	\$4,149.75	\$7,189.56
KLEM, NICHOLE	250-Special Education Teacher	\$64,782.90	1.00	0	12	\$0.00	\$0.00	\$5,050.75	\$9,800.52
KLEPARSKI, EMILY	200-Teacher	\$51,288.20	0.95	0	12	\$0.00	\$0.00	\$3,995.75	\$16,126.14
KLEPARSKI, PATRICK	200-Teacher	\$68,020.94	1.00	0	12	\$0.00	\$0.00	\$5,303.00	\$9,680.44
KLINN, NORMA	153-Special Education Supervisor	\$104,676.00	1.00	25	12	\$0.00	\$0.00	\$11,153.75	\$197.21
KLOTTER, MEGAN	200-Teacher	\$79,703.26	1.00	0	12	\$0.00	\$0.00	\$6,213.75	\$946.68
KMIECIAK, JANET	610-Resource Teacher Elementary	\$119,261.48	1.00	0	12	\$0.00	\$0.00	\$9,298.00	\$26,133.00
KOCZWARA, NATALIE	200-Teacher	\$49,173.02	1.00	0	12	\$0.00	\$0.00	\$3,833.75	\$27.00
KOLAKOWSKI, BARBARA	610-Resource Teacher Elementary	\$70,689.06	1.00	0	12	\$0.00	\$0.00	\$5,511.00	\$18,741.96
KOLLATHCHILSON, JOCELYN	200-Teacher	\$49,037.93	1.00	0	12	\$0.00	\$0.00	\$3,822.79	\$11,086.20
KONAJESKI, NANNETTE	200-Teacher	\$86,140.08	1.00	0	12	\$0.00	\$0.00	\$6,715.75	\$22,961.64
KOPETSKY, TRACI	200-Teacher	\$116,524.46	1.00	0	12	\$0.00	\$0.00	\$9,084.50	\$12,437.40
KOPPA, JAMIE	200-Teacher	\$53,227.20	1.00	0	12	\$0.00	\$0.00	\$4,149.75	\$23,707.28

Name	Position	Base Salary	FTE	Vacation Days	Sick Days	Bonuses	Annuities	Retirement Enhancements	Other Benefits
KORUNA, NINA	250-Special Education Teacher	\$56,397.12	1.00	0	12	\$0.00	\$0.00	\$4,396.75	\$11,002.44
KOS, ALISON	107-General Administrator or General Supervisor	\$128,279.06	1.00	25	12	\$0.00	\$0.00	\$13,623.00	\$432.07
KOSCINSKI, LESLIE	200-Teacher	\$68,020.94	1.00	0	12	\$0.00	\$0.00	\$5,313.10	\$7,269.00
KOTTKE, MOLLY	202-Bilingual Education Teacher	\$64,858.04	1.00	0	12	\$0.00	\$0.00	\$5,056.50	\$18,325.80
KOURI, DOUGLAS	103-Principal	\$111,680.14	1.00	25	12	\$0.00	\$0.00	\$11,886.75	\$24,238.35
KOVAR, ROBYN	200-Teacher	\$72,101.89	1.00	0	12	\$0.00	\$0.00	\$5,633.96	\$25,803.96
KOVELL, ERIN	610-Resource Teacher Elementary	\$77,355.99	1.00	0	12	\$0.00	\$0.00	\$6,037.90	\$18,080.52
KOZIOL, RENATA	200-Teacher	\$53,226.94	1.00	0	12	\$0.00	\$0.00	\$4,149.75	\$7,515.48
KRAEMER, KATHY	200-Teacher	\$44,974.70	0.83	0	11	\$0.00	\$0.00	\$3,646.64	\$23.76
KRAUSKA, PRESTON	200-Teacher	\$64,782.90	1.00	0	12	\$0.00	\$0.00	\$5,050.75	\$18,061.56
KREPEL, JULIE	250-Special Education Teacher	\$89,708.12	1.00	0	12	\$0.00	\$0.00	\$6,584.00	\$11,006.76
KRESTO, POLIKSENI	250-Special Education Teacher	\$53,205.89	1.00	0	12	\$0.00	\$0.00	\$4,154.38	\$7,261.08
KRIBS, STACY	250-Special Education Teacher	\$71,527.04	1.00	0	12	\$0.00	\$0.00	\$5,576.50	\$1,133.40
KRIEGEL, LESLEE	610-Resource Teacher Elementary	\$77,423.06	1.00	0	12	\$0.00	\$0.00	\$6,036.00	\$18,186.04
KROHN, KELLY	250-Special Education Teacher	\$58,765.98	1.00	0	12	\$0.00	\$0.00	\$4,581.50	\$11,006.76
KROLIKOWSKI, MARTA	200-Teacher	\$76,486.02	1.00	0	12	\$0.00	\$0.00	\$5,963.00	\$27.00
KRONBERG, KRISTIN	200-Teacher	\$62,289.62	0.98	0	12	\$0.00	\$0.00	\$4,852.47	\$21,063.48
KROTSEY, PAUL	200-Teacher	\$79,578.98	1.00	0	12	\$0.00	\$0.00	\$6,204.25	\$17,902.68
KRUEGERJR, MICHAEL	200-Teacher	\$62,265.84	1.00	0	12	\$0.00	\$0.00	\$4,865.49	\$640.12
KSIAZEK, DAVID	200-Teacher	\$46,680.00	1.00	27	5	\$0.00	\$0.00	\$933.00	\$7,200.00
KUDZMA, BROOKE	200-Teacher	\$50,157.12	1.00	0	12	\$0.00	\$0.00	\$3,910.25	\$27.00
KUKULSKI, KYLE	250-Special Education Teacher	\$66,687.92	1.00	0	12	\$0.00	\$0.00	\$5,199.25	\$7,261.08
KUKULSKI, SAMANTHA	200-Teacher	\$74,986.08	1.00	0	12	\$0.00	\$0.00	\$5,846.00	\$7,189.56
KULBEDA, BRITTANY	200-Teacher	\$64,782.90	1.00	0	12	\$0.00	\$0.00	\$5,050.75	\$7,340.52
KUMM, PATRICIA	200-Teacher	\$100,929.92	1.00	0	12	\$0.00	\$0.00	\$7,868.75	\$1,133.40
KUNDE, JENNIFER	200-Teacher	\$68,020.94	1.00	0	12	\$0.00	\$0.00	\$5,303.00	\$18,248.28
KUPFER, KAITLYN	200-Teacher	\$62,043.71	0.99	0	12	\$0.00	\$0.00	\$4,840.17	\$27.00
KURTZ, RACHEL	200-Teacher	\$49,968.00	1.00	27	5	\$0.00	\$0.00	\$0.00	\$7,200.00
KUSSIN, HALEY	610-Resource Teacher Elementary	\$62,266.08	1.00	0	12	\$0.00	\$0.00	\$4,865.48	\$13,228.92
KUZYNOWSKI, COURTNEY	200-Teacher	\$56,485.00	1.00	0	12	\$0.00	\$0.00	\$4,403.75	\$18,248.28
KWARTA, GLENN	200-Teacher	\$72,074.07	1.00	0	12	\$0.00	\$0.00	\$5,627.65	\$12,278.52
KYLLOE, JUSTINE	611-Resource Teacher Other	\$70,662.02	1.00	0	12	\$0.00	\$0.00	\$5,509.00	\$7,261.08
KYRIAZIS, SOPHIA	200-Teacher	\$57,613.92	1.00	0	12	\$0.00	\$0.00	\$4,491.75	\$25,803.96
LABOMBARBE, XENIA	200-Teacher	\$50,157.12	1.00	0	12	\$0.00	\$0.00	\$3,910.25	\$27.00
LABONAR, MICHELLE	104-Assistant Principal	\$86,431.95	0.85	0	12	\$0.00	\$0.00	\$9,245.10	\$257.06
LABRIE III, LEO	103-Principal	\$128,279.06	1.00	25	12	\$0.00	\$0.00	\$13,623.00	\$20,596.58
LACEY, EMILY	200-Teacher	\$55,356.09	1.00	0	12	\$0.00	\$0.00	\$4,322.39	\$9,879.96
LAGRIPE, SUSAN	200-Teacher	\$116,524.46	1.00	0	12	\$0.00	\$0.00	\$9,084.50	\$497.64

Name	Position	Base Salary	FTE	Vacation Days	Sick Days	Bonuses	Annuities	Retirement Enhancements	Other Benefits
LAIPPLE, MAREN	200-Teacher	\$105,044.94	1.00	0	12	\$0.00	\$0.00	\$8,189.50	\$9,800.52
LALAOND, ELIZABETH	606-Resource Teacher Math	\$24,586.49	0.50	0	6	\$0.00	\$0.00	\$1,993.46	\$15.12
LAMOSO, JUSTINE	104-Assistant Principal	\$91,385.06	1.00	25	12	\$0.00	\$0.00	\$9,763.75	\$8,616.53
LANDVICK, PAMELA	250-Special Education Teacher	\$56,397.12	1.00	0	12	\$0.00	\$0.00	\$4,396.75	\$185.88
LANG, BENJAMIN	200-Teacher	\$49,173.02	1.00	0	12	\$0.00	\$0.00	\$3,833.75	\$27.00
LANG, TONYA	250-Special Education Teacher	\$68,747.90	1.00	0	12	\$0.00	\$0.00	\$5,359.75	\$12,437.40
LANGLAND, PAMELA	250-Special Education Teacher	\$73,544.12	1.00	0	12	\$0.00	\$0.00	\$5,733.75	\$7,261.08
LANGREDER, HENRY	200-Teacher	\$86,140.08	1.00	0	12	\$0.00	\$0.00	\$6,715.75	\$17,956.04
LANGTON, MATTHEW	103-Principal	\$125,763.04	1.00	25	12	\$0.00	\$0.00	\$12,225.50	\$31,932.17
LAROCCO, JENNIFER	200-Teacher	\$102,948.04	1.00	0	12	\$0.00	\$0.00	\$8,026.00	\$9,419.16
LARSEN, KARYN	200-Teacher	\$54,207.92	1.00	0	12	\$0.00	\$0.00	\$4,226.25	\$7,646.62
LARSON, AMANDA	200-Teacher	\$59,917.00	1.00	0	12	\$0.00	\$0.00	\$4,671.25	\$18,248.28
LARSON, JULIE	200-Teacher	\$51,160.20	1.00	0	12	\$0.00	\$0.00	\$3,988.50	\$25,990.68
LARSON, SUSAN	200-Teacher	\$97,045.00	1.00	0	12	\$0.00	\$0.00	\$7,565.75	\$11,000.28
LARUE, DEBRA	610-Resource Teacher Elementary	\$109,249.14	1.00	0	12	\$0.00	\$0.00	\$8,517.25	\$11,006.76
LARUE, LAURA	200-Teacher	\$86,349.90	1.00	0	12	\$0.00	\$0.00	\$6,732.00	\$27.00
LASCHOBBER, OLIVIA	200-Teacher	\$52,164.06	1.00	0	12	\$0.00	\$0.00	\$4,073.01	\$12,624.12
LASKONIS, DEBRA	124-Dean of Students Admin (admin endorsement held)	\$81,243.11	1.00	0	12	\$0.00	\$0.00	\$8,702.41	\$12,000.02
LATENDRESSE, PATRICK	200-Teacher	\$53,226.94	1.00	0	12	\$0.00	\$0.00	\$4,149.75	\$11,006.76
LATIMER, JUDITH	200-Teacher	\$62,363.08	1.00	0	12	\$0.00	\$0.00	\$4,862.00	\$17,736.24
LATOWICZ, COURTNEY	200-Teacher	\$52,183.04	1.00	0	12	\$0.00	\$0.00	\$4,068.25	\$11,006.76
LAURITZEN, DANIELLE	200-Teacher	\$50,157.12	1.00	0	12	\$0.00	\$0.00	\$3,910.25	\$4,843.24
LAWRENCE, MEGAN	200-Teacher	\$54,291.90	1.00	0	12	\$0.00	\$0.00	\$4,232.75	\$7,340.52
LAWTON, KATHRYN	200-Teacher	\$59,217.08	1.00	0	12	\$0.00	\$0.00	\$4,616.75	\$974.52
LAYER, TIMOTHY	200-Teacher	\$55,292.12	1.00	0	12	\$0.00	\$0.00	\$4,310.75	\$9,879.96
LAZARE, JEANETTE	610-Resource Teacher Elementary	\$30,115.91	0.43	0	12	\$0.00	\$0.00	\$4,152.20	\$16,729.84
LEARY, JEFREY	200-Teacher	\$69,278.04	1.00	0	12	\$0.00	\$0.00	\$5,401.00	\$16,867.08
LEDEAUX, LAUREN	153-Special Education Supervisor	\$98,640.10	1.00	25	12	\$0.00	\$0.00	\$10,522.50	\$24,391.37
LEDEAUX, SAMUEL	107-General Administrator or General Supervisor	\$128,279.06	1.00	25	12	\$0.00	\$0.00	\$13,623.00	\$242.07
LEE, KEVIN	200-Teacher	\$38,365.76	1.00	0	12	\$0.00	\$0.00	\$2,957.46	\$18.36
LEGGE, MICHELLE	200-Teacher	\$77,423.06	1.00	0	12	\$0.00	\$0.00	\$6,036.00	\$7,340.52
LEHNHERR, NICHOLAS	606-Resource Teacher Math	\$27,558.85	0.55	0	12	\$0.00	\$0.00	\$2,078.03	\$5,237.86
LEIBENGOOD, JULIE	200-Teacher	\$111,998.90	1.00	0	12	\$0.00	\$0.00	\$8,731.75	\$9,669.88
LEIFELD, SHANE	200-Teacher	\$92,529.06	1.00	0	12	\$0.00	\$0.00	\$7,213.75	\$25,803.96
LEIST, JESSICA	200-Teacher	\$61,045.92	1.00	0	12	\$0.00	\$0.00	\$4,759.25	\$1,071.16
LELAND, EMMA	200-Teacher	\$57,613.92	1.00	0	12	\$0.00	\$0.00	\$4,491.75	\$9,800.52
LEMANSKI, RYAN	153-Special Education Supervisor	\$111,083.96	1.00	25	12	\$0.00	\$0.00	\$11,824.25	\$20,576.31
LEMLEY, KALYNN	200-Teacher	\$87,864.14	1.00	0	12	\$0.00	\$0.00	\$6,850.00	\$25,990.68

Name	Position	Base Salary	FTE	Vacation Days	Sick Days	Bonuses	Annuities	Retirement Enhancements	Other Benefits
LENARTOWSKI, LINDSEY	250-Special Education Teacher	\$51,159.94	1.00	0	12	\$0.00	\$0.00	\$3,988.50	\$9,800.52
LENTZ, JASON	103-Principal	\$144,464.06	1.00	25	12	\$0.00	\$0.00	\$15,316.00	\$16,918.04
LEONARD, SHANNON	200-Teacher	\$85,484.10	1.00	0	12	\$0.00	\$0.00	\$6,664.50	\$25,928.44
LEONTEOS, AMANDA	200-Teacher	\$66,687.92	1.00	0	12	\$0.00	\$0.00	\$5,209.15	\$1,080.44
LEPKOWSKI, ALEXANDER	200-Teacher	\$70,125.10	1.00	0	12	\$0.00	\$0.00	\$5,479.62	\$18,142.36
LERETTE-KAUFFMAN, HEIDI	610-Resource Teacher Elementary	\$64,026.04	1.00	0	12	\$0.00	\$0.00	\$4,991.75	\$18,248.28
LESCHMAN, SHALON	103-Principal	\$107,343.08	1.00	25	12	\$0.00	\$0.00	\$11,433.00	\$24,404.61
LESKO, SHANNON	200-Teacher	\$84,482.58	1.00	0	12	\$0.00	\$0.00	\$6,591.67	\$946.68
LEVESQUE, FIONA	200-Teacher	\$49,173.02	1.00	0	12	\$0.00	\$0.00	\$3,833.75	\$27.00
LEVY, LISA	610-Resource Teacher Elementary	\$95,487.60	1.00	0	12	\$0.00	\$0.00	\$7,444.50	\$21,095.96
LEWANDOWSKI, NOLAN	250-Special Education Teacher	\$53,226.94	1.00	0	12	\$0.00	\$0.00	\$4,149.75	\$7,340.52
LEWANDOWSKI, TARA	250-Special Education Teacher	\$59,849.92	1.00	0	12	\$0.00	\$0.00	\$4,676.57	\$11,970.68
LEWARCHICK, KRISTEN	610-Resource Teacher Elementary	\$95,106.96	1.00	0	12	\$0.00	\$0.00	\$7,414.75	\$18,248.28
LEYDEN, HOLLY	200-Teacher	\$56,485.00	1.00	0	12	\$0.00	\$0.00	\$4,403.75	\$9,879.96
LIAJR, RALPH	200-Teacher	\$62,363.08	1.00	0	12	\$0.00	\$0.00	\$4,862.00	\$1,133.40
LICHTENBERG, CHRISTINA	200-Teacher	\$81,201.12	1.00	0	12	\$0.00	\$0.00	\$6,330.75	\$1,133.40
LIEBENTRITT, JENNIFER	200-Teacher	\$58,739.98	1.00	0	12	\$0.00	\$0.00	\$4,579.50	\$7,261.08
LIGHT, KRISTIN	200-Teacher	\$89,619.92	1.00	0	12	\$0.00	\$0.00	\$6,987.00	\$946.68
LINDAHL, DANIEL	125-Head of Gen Ed (Depart chair admin endorsement held)	\$90,644.68	0.80	0	12	\$0.00	\$0.00	\$0.00	\$0.00
LINDAHL, DANIEL	200-Teacher	\$22,661.00	0.20	0	0	\$0.00	\$0.00	\$0.00	\$0.00
LINDEN, NICHOLAS	200-Teacher	\$94,378.96	1.00	0	12	\$0.00	\$0.00	\$7,358.00	\$18,241.80
LINDGREN, SCOTT	200-Teacher	\$49,968.00	1.00	27	5	\$0.00	\$0.00	\$999.00	\$7,200.00
LINDLEY, ANDREW	125-Head of Gen Ed (Depart chair admin endorsement held)	\$83,740.90	0.80	0	12	\$0.00	\$0.00	\$0.00	\$0.00
LINDLEY, ANDREW	200-Teacher	\$20,935.00	0.20	0	0	\$0.00	\$0.00	\$0.00	\$0.00
LIPPERER, JESSICA	610-Resource Teacher Elementary	\$71,899.28	0.98	0	12	\$0.00	\$0.00	\$5,609.29	\$25,990.68
LITCHFIELD, STEPHANIE	250-Special Education Teacher	\$52,182.91	1.00	0	12	\$0.00	\$0.00	\$4,071.44	\$11,086.20
LITTLE, DAVID	200-Teacher	\$58,765.98	1.00	0	12	\$0.00	\$0.00	\$4,581.50	\$20.52
LOBDELL, KYLE	124-Dean of Students Admin (admin endorsement held)	\$79,650.13	1.00	0	12	\$0.00	\$0.00	\$8,535.59	\$24,355.72
LOCOCO, LAUREN	200-Teacher	\$51,160.20	1.00	0	12	\$0.00	\$0.00	\$3,988.50	\$10,660.28
LOFTUS, KYLE	200-Teacher	\$56,462.08	1.00	0	12	\$0.00	\$0.00	\$4,408.76	\$9,879.96
LOFTUS, TAYLOR	200-Teacher	\$63,823.10	1.00	0	12	\$0.00	\$0.00	\$4,980.73	\$11,086.20
LOMAX, KERRI	200-Teacher	\$55,377.14	1.00	0	12	\$0.00	\$0.00	\$4,317.25	\$11,086.20
LONG, ERIN	250-Special Education Teacher	\$63,510.98	1.00	0	12	\$0.00	\$0.00	\$4,951.50	\$27.00
LONGO, LUKE	250-Special Education Teacher	\$72,101.90	1.00	0	12	\$0.00	\$0.00	\$5,633.97	\$25,803.96
LOPEZ, ABIGAIL	200-Teacher	\$49,173.02	1.00	0	12	\$0.00	\$0.00	\$3,833.75	\$27.00
LOPEZ, JAMES	200-Teacher	\$72,102.03	1.00	0	12	\$0.00	\$0.00	\$5,625.66	\$17,950.36

Name	Position	Base Salary	FTE	Vacation Days	Sick Days	Bonuses	Annuities	Retirement Enhancements	Other Benefits
LOPEZ, MONICA	200-Teacher	\$50,738.29	0.99	0	12	\$0.00	\$0.00	\$3,954.31	\$3,968.60
LOPEZ, REBECCA	200-Teacher	\$63,510.98	1.00	0	12	\$0.00	\$0.00	\$4,962.70	\$8,028.36
LOPEZ, YOLANDA	610-Resource Teacher Elementary	\$83,807.88	1.00	0	12	\$0.00	\$0.00	\$6,533.75	\$25,803.96
LOPEZGARCIA, ALEJANDRO	202-Bilingual Education Teacher	\$69,278.04	1.00	0	12	\$0.00	\$0.00	\$5,401.00	\$27.00
LOPEZMONREAL, IRANZU	202-Bilingual Education Teacher	\$57,590.00	1.00	0	12	\$0.00	\$0.00	\$4,489.75	\$787.80
LORINCZI, QUINTEN	200-Teacher	\$53,226.94	1.00	0	12	\$0.00	\$0.00	\$4,149.75	\$18,061.56
LOSSON, BREANNA	250-Special Education Teacher	\$47,952.40	0.96	0	12	\$0.00	\$0.00	\$3,731.50	\$7,261.08
LOTZER, JACLYN	200-Teacher	\$68,020.93	1.00	0	12	\$0.00	\$0.00	\$5,313.11	\$11,086.20
LOUIS, SHARON	200-Teacher	\$84,451.12	1.00	0	12	\$0.00	\$0.00	\$6,584.00	\$27.00
LOURIDOOTERO, JAVIER	202-Bilingual Education Teacher	\$59,940.92	1.00	0	12	\$0.00	\$0.00	\$4,673.25	\$366.12
LOVAGLIA, JOANNE	200-Teacher	\$74,986.08	1.00	0	12	\$0.00	\$0.00	\$5,846.00	\$1,133.40
LUCARELLI, JESSICA	200-Teacher	\$59,849.95	1.00	0	12	\$0.00	\$0.00	\$4,676.58	\$27.00
LUCAS, MELISSA	610-Resource Teacher Elementary	\$83,807.88	1.00	0	12	\$0.00	\$0.00	\$6,533.75	\$12,437.40
LUCIANO, GABRIELLA	200-Teacher	\$46,680.00	1.00	27	5	\$0.00	\$0.00	\$780.00	\$7,200.00
LUDVIGSEN, MORGAN	200-Teacher	\$49,173.02	1.00	0	12	\$0.00	\$0.00	\$3,833.75	\$27.00
LUDWIG, SANDRA	610-Resource Teacher Elementary	\$74,986.05	1.00	0	12	\$0.00	\$0.00	\$5,855.00	\$7,261.08
LUGO, CRISTAL	202-Bilingual Education Teacher	\$5,673.81	0.12	0	12	\$0.00	\$0.00	\$306.70	\$1.08
LUNA, ELIZA	202-Bilingual Education Teacher	\$53,226.94	1.00	0	12	\$0.00	\$0.00	\$4,149.75	\$2,438.36
LUNA, ESTELA	202-Bilingual Education Teacher	\$49,173.02	1.00	0	12	\$0.00	\$0.00	\$3,833.75	\$7,399.80
LUND, MARY	200-Teacher	\$53,205.88	1.00	0	12	\$0.00	\$0.00	\$4,154.38	\$27.00
LUNDE, BJANA	200-Teacher	\$70,125.12	1.00	0	12	\$0.00	\$0.00	\$5,467.25	\$27.00
LUNG, JORDAN	200-Teacher	\$49,173.02	1.00	0	12	\$0.00	\$0.00	\$3,833.75	\$27.00
LUPO, JENNIFER	200-Teacher	\$98,985.12	1.00	0	12	\$0.00	\$0.00	\$7,717.25	\$1,133.40
LUTES, AMY	200-Teacher	\$66,155.96	1.00	0	12	\$0.00	\$0.00	\$5,157.75	\$18,735.48
LYCOS, TIMOTHY	124-Dean of Students Admin (admin endorsement held)	\$78,089.09	1.00	0	12	\$0.00	\$0.00	\$8,372.50	\$16,465.27
MACDONALD, STEVEN	200-Teacher	\$55,292.12	1.00	0	12	\$0.00	\$0.00	\$4,310.75	\$11,086.20
MACK, KATHLEEN	200-Teacher	\$69,381.00	1.00	0	12	\$0.00	\$0.00	\$5,409.00	\$1,133.40
MACK, TONI	200-Teacher	\$55,377.01	1.00	0	12	\$0.00	\$0.00	\$4,320.76	\$1,133.40
MADISON, KELLY	200-Teacher	\$55,554.18	0.98	0	12	\$0.00	\$0.00	\$4,328.25	\$7,261.08
MAHER, ELISA	610-Resource Teacher Elementary	\$52,183.04	1.00	0	12	\$0.00	\$0.00	\$4,068.25	\$4,750.20
MAHER, LINDA	200-Teacher	\$113,945.78	1.00	0	12	\$0.00	\$0.00	\$8,883.50	\$23,409.88
MAHONEY, PAMELA	250-Special Education Teacher	\$95,106.96	1.00	0	12	\$0.00	\$0.00	\$7,414.75	\$18,537.64
MAINOLFI, KELLIE	107-General Administrator or General Supervisor	\$122,829.21	1.00	25	12	\$0.00	\$0.00	\$13,050.89	\$31,477.36
MAJEWSKI, STEPHEN	124-Dean of Students Admin (admin endorsement held)	\$88,670.64	1.00	25	12	\$0.00	\$0.00	\$9,485.01	\$31,415.96
MALLON, MEGAN	203-English as a Second Language Teacher	\$51,159.94	1.00	0	12	\$0.00	\$0.00	\$3,988.50	\$11,086.20
MANNELLA, MICHELE	200-Teacher	\$107,105.96	1.00	0	12	\$0.00	\$0.00	\$8,350.25	\$11,711.80
MANYPENNY, LESLIE	200-Teacher	\$84,483.10	1.00	0	12	\$0.00	\$0.00	\$6,586.50	\$11,062.36

Name	Position	Base Salary	FTE	Vacation Days	Sick Days	Bonuses	Annuities	Retirement Enhancements	Other Benefits
MAPES, BENJAMIN	250-Special Education Teacher	\$59,849.93	1.00	0	12	\$0.00	\$0.00	\$4,666.01	\$6,052.16
MARAVILLA, ARIANNA	202-Bilingual Education Teacher	\$49,173.02	1.00	0	12	\$0.00	\$0.00	\$3,833.75	\$27.00
MARCHETTI, JAMIE	200-Teacher	\$87,864.14	1.00	0	12	\$0.00	\$0.00	\$6,850.00	\$18,061.56
MARINAS, KATHRYN	200-Teacher	\$86,172.06	1.00	0	12	\$0.00	\$0.00	\$6,718.25	\$1,133.40
MARINELLI, SUSAN	200-Teacher	\$52,183.04	1.00	0	12	\$0.00	\$0.00	\$4,068.25	\$25,990.68
MARKS, BRADLEY	200-Teacher	\$62,363.08	1.00	0	12	\$0.00	\$0.00	\$4,862.00	\$18,413.16
MARKS, DENISE	200-Teacher	\$57,590.00	1.00	0	12	\$0.00	\$0.00	\$4,489.75	\$764.60
MARLOWE, KATIE	200-Teacher	\$86,140.08	1.00	0	12	\$0.00	\$0.00	\$6,715.75	\$12,624.12
MARQUIS, MARCIE	200-Teacher	\$64,782.90	1.00	0	12	\$0.00	\$0.00	\$5,050.75	\$17,313.80
MARRON, THALIA	202-Bilingual Education Teacher	\$51,159.94	1.00	0	12	\$0.00	\$0.00	\$3,988.50	\$12,518.20
MARSHALL, NOELIA	610-Resource Teacher Elementary	\$64,782.90	1.00	0	12	\$0.00	\$0.00	\$5,050.75	\$9,879.96
MARTENS, DANIEL	200-Teacher	\$99,099.00	1.00	0	12	\$0.00	\$0.00	\$7,726.00	\$9,853.48
MARTIN, ANNA	200-Teacher	\$77,804.47	1.00	0	12	\$0.00	\$0.00	\$6,071.67	\$946.68
MARTIN, ANTHONY	200-Teacher	\$64,002.90	1.00	0	12	\$0.00	\$0.00	\$4,989.75	\$11,330.12
MARTIN, ERIN	250-Special Education Teacher	\$55,841.65	0.99	0	12	\$0.00	\$0.00	\$4,351.69	\$27.00
MARTIN, JENNIFER	200-Teacher	\$55,356.08	1.00	0	12	\$0.00	\$0.00	\$4,315.75	\$24,981.00
MARTIN, NICHOLAS	250-Special Education Teacher	\$70,689.06	1.00	0	12	\$0.00	\$0.00	\$5,511.00	\$18,370.60
MARTIN, SPENCER	250-Special Education Teacher	\$59,356.65	0.99	0	12	\$0.00	\$0.00	\$4,626.01	\$20.52
MARTINEZ, CHAYANNE	202-Bilingual Education Teacher	\$62,266.10	1.00	0	12	\$0.00	\$0.00	\$4,854.50	\$22,899.40
MARTINEZ, MEGAN	200-Teacher	\$51,159.94	1.00	0	12	\$0.00	\$0.00	\$3,988.50	\$11,006.76
MARTINO, FAITH	200-Teacher	\$97,009.90	1.00	0	12	\$0.00	\$0.00	\$7,563.25	\$18,186.04
MARTINSEN, JESSICA	104-Assistant Principal	\$88,161.04	0.85	0	12	\$0.00	\$0.00	\$9,425.91	\$31,590.31
MASCORRO, DOMINIQUE	250-Special Education Teacher	\$60,106.69	0.96	0	12	\$0.00	\$0.00	\$4,683.12	\$12,397.38
MASON, GREGORY	200-Teacher	\$78,016.90	1.00	0	12	\$0.00	\$0.00	\$6,082.50	\$22,961.64
MASTALERZ, CHRISTOPHER	200-Teacher	\$86,140.08	1.00	0	12	\$0.00	\$0.00	\$6,715.75	\$1,133.40
MASTEN, SEAN	103-Principal	\$100,388.00	0.90	22	10	\$0.00	\$0.00	\$2,007.00	\$7,200.00
MASTERS, ETHAN	200-Teacher	\$53,226.55	1.00	0	12	\$0.00	\$0.00	\$4,152.88	\$7,346.84
MATHISEN, LINDSEY	200-Teacher	\$59,529.14	0.96	0	12	\$0.00	\$0.00	\$4,632.58	\$20,876.76
MATTHIESSEN, JENNIFER	250-Special Education Teacher	\$62,266.10	1.00	0	12	\$0.00	\$0.00	\$4,854.50	\$27.00
MATUSHEK, GREGORY	200-Teacher	\$55,356.08	1.00	0	12	\$0.00	\$0.00	\$4,315.75	\$9,794.04
MATUSZEWSKI, EMALIE	200-Teacher	\$61,419.96	0.85	0	12	\$0.00	\$0.00	\$4,767.90	\$27.00
MAUGER, ELIZABETH	610-Resource Teacher Elementary	\$99,269.64	0.98	0	12	\$0.00	\$0.00	\$7,740.22	\$946.68
MAXA, FELICIA	200-Teacher	\$55,377.14	1.00	0	12	\$0.00	\$0.00	\$4,317.25	\$18,248.28
MAYS, LINDSAY	200-Teacher	\$43,308.95	0.72	0	12	\$0.00	\$0.00	\$3,324.60	\$15,769.48
MAYTON, REBECCA	200-Teacher	\$53,016.52	0.98	0	12	\$0.00	\$0.00	\$4,129.65	\$7,183.32
MAZUR, KEVIN	200-Teacher	\$64,098.03	1.00	0	12	\$0.00	\$0.00	\$5,006.76	\$12,120.84
MCBRIDE, MELISSA	200-Teacher	\$59,217.08	1.00	0	12	\$0.00	\$0.00	\$4,625.52	\$16,618.44
MCCARTER, MELISSA	200-Teacher	\$52,435.00	1.00	27	5	\$0.00	\$0.00	\$1,048.00	\$7,200.00

Name	Position	Base Salary	FTE	Vacation Days	Sick Days	Bonuses	Annuities	Retirement Enhancements	Other Benefits
MCDOWELL, JESSICA	200-Teacher	\$62,337.06	1.00	0	12	\$0.00	\$0.00	\$4,867.47	\$7,340.52
MCGUIRE, MAGGIE	250-Special Education Teacher	\$52,164.06	1.00	0	12	\$0.00	\$0.00	\$4,073.01	\$9,879.96
McKENNEY, MATTHEW	200-Teacher	\$81,170.96	1.00	0	12	\$0.00	\$0.00	\$6,328.25	\$23,409.88
MCMAHON, KARA	101-Assistant/Associate District Superintendent	\$230,557.24	1.00	25	12	\$1,567.08	\$0.00	\$24,492.49	\$31,771.74
MCNEES, SCOTT	200-Teacher	\$72,185.06	1.00	0	12	\$0.00	\$0.00	\$5,638.46	\$25,990.68
MCQUADE, REBECCA	200-Teacher	\$62,843.02	1.00	0	12	\$0.00	\$0.00	\$4,908.82	\$7,340.52
MEDCALF, KATHERINE	606-Resource Teacher Math	\$79,578.98	1.00	0	12	\$0.00	\$0.00	\$6,204.25	\$18,599.88
MEDINA, FERNANDO	200-Teacher	\$80,552.16	1.00	0	12	\$0.00	\$0.00	\$6,280.00	\$7,917.16
MEDINA, STEPHANIE	200-Teacher	\$51,159.94	1.00	0	12	\$0.00	\$0.00	\$3,988.50	\$9,800.52
MELTZER, LANA	250-Special Education Teacher	\$50,157.12	1.00	0	12	\$0.00	\$0.00	\$3,910.25	\$27.00
MENO, NATHAN	200-Teacher	\$72,101.90	1.00	0	12	\$0.00	\$0.00	\$5,633.98	\$11,006.76
MERGENS, NICOLE	200-Teacher	\$58,008.96	0.92	0	12	\$0.00	\$0.00	\$4,899.50	\$7,261.08
MERKEL, BRANDON	200-Teacher	\$50,035.54	0.98	0	12	\$0.00	\$0.00	\$3,897.34	\$7,129.38
MERTOGLU, DAVID	200-Teacher	\$58,765.98	1.00	0	12	\$0.00	\$0.00	\$4,581.50	\$18,061.56
MERTOGLU, JESSICA	200-Teacher	\$54,207.92	1.00	0	12	\$0.00	\$0.00	\$4,226.25	\$27.00
MEUTH, HEIDI	200-Teacher	\$53,206.14	1.00	0	12	\$0.00	\$0.00	\$4,148.00	\$9,800.52
MEYER, REBECCA	200-Teacher	\$81,298.59	0.64	0	12	\$0.00	\$0.00	\$6,377.19	\$946.68
MICHAEL, BRIANNA	250-Special Education Teacher	\$68,688.49	1.00	0	12	\$0.00	\$0.00	\$5,361.36	\$12,601.92
MICHAEL, DANYA	200-Teacher	\$56,397.12	1.00	0	12	\$0.00	\$0.00	\$4,396.75	\$27.00
MICHAELS, CARRY	200-Teacher	\$54,636.00	1.00	27	5	\$0.00	\$0.00	\$520.00	\$7,200.00
MICHALSKI, MAGDALENA	610-Resource Teacher Elementary	\$66,076.92	1.00	0	12	\$0.00	\$0.00	\$5,151.50	\$17,300.76
MICHALSKI, MATTHEW	200-Teacher	\$88,936.90	1.00	0	12	\$0.00	\$0.00	\$6,933.75	\$18,537.64
MIGUEL, MICHAEL	200-Teacher	\$54,208.18	1.00	0	12	\$0.00	\$0.00	\$4,226.25	\$27.00
MILAN, KURT	200-Teacher	\$51,272.00	0.98	0	0	\$0.00	\$0.00	\$684.26	\$7,200.00
MILISON, ALISON	250-Special Education Teacher	\$52,182.91	1.00	0	12	\$0.00	\$0.00	\$4,071.44	\$25,990.68
MILLARD, KIMBERLY	250-Special Education Teacher	\$79,578.98	1.00	0	12	\$0.00	\$0.00	\$6,204.25	\$12,350.68
MILLER, ANGELA	200-Teacher	\$64,782.92	1.00	0	12	\$0.00	\$0.00	\$5,062.18	\$10,935.24
MILLER, DANIEL	200-Teacher	\$49,173.02	1.00	0	12	\$0.00	\$0.00	\$3,833.75	\$11,006.76
MILLER, JANNA	200-Teacher	\$62,264.79	0.94	0	12	\$0.00	\$0.00	\$4,842.42	\$90.28
MILLER, KIM	202-Bilingual Education Teacher	\$109,521.36	1.00	0	12	\$0.00	\$0.00	\$8,538.50	\$12,226.36
MINNER, KRISTEN	610-Resource Teacher Elementary	\$81,296.02	1.00	0	12	\$0.00	\$0.00	\$6,338.00	\$27.00
MINOGUE, MELISSA	200-Teacher	\$59,850.18	1.00	0	12	\$0.00	\$0.00	\$4,666.00	\$27.00
MINSTER, AMANDA	200-Teacher	\$56,485.00	1.00	0	12	\$0.00	\$0.00	\$4,403.75	\$14,414.84
MIRON, LUC	610-Resource Teacher Elementary	\$100,812.92	1.00	0	12	\$0.00	\$0.00	\$7,859.75	\$25,990.68
MITCHELL, KATHLEEN	200-Teacher	\$62,337.60	1.00	0	12	\$0.00	\$0.00	\$4,860.00	\$11,062.36
MITCHELL, LAURA	200-Teacher	\$52,435.00	1.00	27	5	\$0.00	\$0.00	\$1,040.00	\$7,200.00
MITCHELL, STACEY	200-Teacher	\$97,009.90	1.00	0	12	\$0.00	\$0.00	\$7,563.25	\$25,990.68
MITTY, RANDALL	200-Teacher	\$56,485.00	1.00	0	12	\$0.00	\$0.00	\$4,403.75	\$11,086.20

Name	Position	Base Salary	FTE	Vacation Days	Sick Days	Bonuses	Annuities	Retirement Enhancements	Other Benefits
MOCKUS, ANDREA	200-Teacher	\$97,009.90	1.00	0	12	\$0.00	\$0.00	\$7,563.25	\$946.68
MOLIK, KYLE	104-Assistant Principal	\$111,680.14	1.00	25	12	\$0.00	\$0.00	\$11,886.75	\$22,165.29
MOLL, KARALYNN	200-Teacher	\$53,226.94	1.00	0	12	\$0.00	\$0.00	\$4,149.75	\$27.00
MONTGOMERYBRUMMET, DANIELLE	200-Teacher	\$57,590.00	1.00	0	12	\$0.00	\$0.00	\$4,489.75	\$11,856.84
MORA, EBERTO	101-Assistant/Associate District Superintendent	\$174,449.08	1.00	25	12	\$0.00	\$0.00	\$18,452.75	\$24,073.45
MORALES PALAFOX, MARIA	202-Bilingual Education Teacher	\$24,046.13	0.49	0	6	\$0.00	\$0.00	\$1,949.65	\$6,419.98
MORALES, MONIKA	200-Teacher	\$73,515.00	1.00	0	12	\$0.00	\$0.00	\$5,731.50	\$445.56
MORAN, TIMOTHY	200-Teacher	\$66,687.92	1.00	0	12	\$0.00	\$0.00	\$5,199.25	\$25,803.96
MORES, LAURA	200-Teacher	\$55,291.86	1.00	0	12	\$0.00	\$0.00	\$4,310.75	\$18,248.28
MORRIS, NICOLE	104-Assistant Principal	\$98,640.10	1.00	25	12	\$0.00	\$0.00	\$10,522.50	\$32,630.69
MOSER, SARAH	250-Special Education Teacher	\$53,484.00	1.00	27	5	\$0.00	\$0.00	\$1,069.00	\$7,200.00
MOULTON, ROB	250-Special Education Teacher	\$52,183.04	1.00	0	12	\$0.00	\$0.00	\$4,068.25	\$9,752.84
MUCHA, MELLISSA	200-Teacher	\$76,605.91	1.00	0	12	\$0.00	\$0.00	\$5,983.85	\$7,340.52
MUELLER, BRIAN	250-Special Education Teacher	\$100,929.92	1.00	0	12	\$0.00	\$0.00	\$7,868.75	\$14,414.84
MUELLER, THERESE	200-Teacher	\$88,936.90	1.00	0	12	\$0.00	\$0.00	\$6,933.75	\$18,413.16
MUENCH, ALLISON	605-Resource Teacher Reading	\$49,968.00	1.00	27	5	\$0.00	\$0.00	\$999.00	\$7,200.00
MUFTI, AFSHAN	610-Resource Teacher Elementary	\$50,157.12	1.00	0	12	\$0.00	\$0.00	\$3,910.25	\$9,879.96
MULLEN, KELLY	200-Teacher	\$96,267.08	1.00	0	12	\$0.00	\$0.00	\$7,505.25	\$1,275.72
MULLORGOMEZ, CARLOS	202-Bilingual Education Teacher	\$58,676.02	1.00	0	12	\$0.00	\$0.00	\$4,574.50	\$27.00
MUNOZ, MARLENE	103-Principal	\$109,489.90	1.00	25	12	\$0.00	\$0.00	\$11,657.25	\$24,234.15
MUNOZ-GARCIA, LUZ	202-Bilingual Education Teacher	\$95,106.96	1.00	0	12	\$0.00	\$0.00	\$7,414.75	\$18,219.16
MURDOCH, GABRIELLE	610-Resource Teacher Elementary	\$50,157.12	1.00	0	12	\$0.00	\$0.00	\$3,910.25	\$253.08
MURO, DALILA	610-Resource Teacher Elementary	\$77,423.06	1.00	0	12	\$0.00	\$0.00	\$6,036.00	\$25,803.96
MURPHY, ANGELA	200-Teacher	\$37,088.48	0.45	0	12	\$0.00	\$0.00	\$4,315.75	\$16,618.44
MURPHY, ANGELA	203-English as a Second Language Teacher	\$18,267.60	0.11	0	12	\$0.00	\$0.00	\$0.00	\$0.00
MURPHY, ASHLEY	200-Teacher	\$59,849.92	1.00	0	12	\$0.00	\$0.00	\$4,666.00	\$11,006.76
MURPHY, JESSICA	104-Assistant Principal	\$91,385.06	1.00	25	12	\$0.00	\$0.00	\$9,763.75	\$21,506.31
MURPHY, KELLEY	103-Principal	\$113,913.02	1.00	25	12	\$0.00	\$0.00	\$12,120.25	\$24,063.12
MURRAY, ALEXANDRA	250-Special Education Teacher	\$59,258.58	0.99	0	12	\$0.00	\$0.00	\$4,617.87	\$7,340.52
MURRAY, ROBERT	250-Special Education Teacher	\$93,243.02	1.00	0	12	\$0.00	\$0.00	\$7,269.50	\$25,990.68
MURTAUGH, MATTHEW	200-Teacher	\$49,173.02	1.00	0	12	\$0.00	\$0.00	\$3,833.75	\$11,059.72
MUSSACHIO, STEPHANIE	610-Resource Teacher Elementary	\$66,401.92	1.00	0	12	\$0.00	\$0.00	\$5,181.92	\$18,248.28
MUTOLO, JENNETTE	200-Teacher	\$59,849.92	1.00	0	12	\$0.00	\$0.00	\$4,666.00	\$20.52
NACHT, LAUREN	200-Teacher	\$49,173.02	1.00	0	12	\$0.00	\$0.00	\$3,833.75	\$27.00
NACKE, SHELLEY	101-Assistant/Associate District Superintendent	\$208,894.14	1.00	25	12	\$0.00	\$0.00	\$22,056.00	\$17,293.45
NALBONO, NICOLE	200-Teacher	\$58,625.52	0.92	0	12	\$0.00	\$0.00	\$4,951.50	\$27.00
NANGLE, KATE	200-Teacher	\$109,249.14	1.00	0	12	\$0.00	\$0.00	\$8,517.25	\$11,006.76
NAPPER, DANIEL	200-Teacher	\$73,629.92	1.00	0	12	\$0.00	\$0.00	\$5,740.25	\$18,248.28

Name	Position	Base Salary	FTE	Vacation Days	Sick Days	Bonuses	Annuities	Retirement Enhancements	Other Benefits
NATALE, JOSEPH	200-Teacher	\$64,782.90	1.00	0	12	\$0.00	\$0.00	\$5,050.75	\$18,061.56
NAVARRO, JAZMIN	202-Bilingual Education Teacher	\$49,173.02	1.00	0	12	\$0.00	\$0.00	\$3,833.75	\$27.00
NEGI, KATHLEEN	200-Teacher	\$75,905.96	1.00	0	12	\$0.00	\$0.00	\$5,917.75	\$1,133.40
NEITZEL, CATHRYN	200-Teacher	\$100,929.92	1.00	0	12	\$0.00	\$0.00	\$7,868.75	\$17,652.36
NEJMAN, JASON	104-Assistant Principal	\$83,195.43	0.83	0	11	\$0.00	\$0.00	\$8,829.75	\$20,628.75
NELSEN, JENNA	200-Teacher	\$68,020.94	1.00	0	12	\$0.00	\$0.00	\$5,303.00	\$11,006.76
NELSEN, ZACHARY	200-Teacher	\$58,676.02	1.00	0	12	\$0.00	\$0.00	\$4,574.50	\$18,061.56
NELSON, MATTHEW	200-Teacher	\$95,106.96	1.00	0	12	\$0.00	\$0.00	\$7,414.75	\$1,133.40
NELSON, NICOLE	250-Special Education Teacher	\$81,201.12	1.00	0	12	\$0.00	\$0.00	\$6,330.75	\$9,800.52
NERJA, PATRICK	200-Teacher	\$54,291.90	1.00	0	12	\$0.00	\$0.00	\$4,232.75	\$14,254.92
NEU, ELISA	250-Special Education Teacher	\$59,917.00	1.00	0	12	\$0.00	\$0.00	\$4,671.25	\$17,999.40
NEUMAN, SARAH	250-Special Education Teacher	\$66,687.92	1.00	0	12	\$0.00	\$0.00	\$5,199.25	\$27.00
NEUZIL, ANGELA	200-Teacher	\$53,678.86	0.91	0	12	\$0.00	\$0.00	\$4,169.33	\$27.00
NEWTON, THERESA	610-Resource Teacher Elementary	\$102,948.05	1.00	0	12	\$0.00	\$0.00	\$8,038.39	\$1,133.40
NGUYEN, KEVIN	104-Assistant Principal	\$83,104.32	0.81	0	12	\$0.00	\$0.00	\$8,874.92	\$8,048.65
NI, CHRISTOPHER	250-Special Education Teacher	\$53,226.94	1.00	0	12	\$0.00	\$0.00	\$4,149.75	\$9,800.52
NICHOLS, JENNIFER	200-Teacher	\$52,718.41	0.97	0	12	\$0.00	\$0.00	\$4,105.50	\$15,735.80
NICHOLS, MEGAN	153-Special Education Supervisor	\$96,704.92	1.00	25	12	\$0.00	\$0.00	\$10,320.00	\$28,597.29
NICKELS, CELESTINE	200-Teacher	\$66,687.92	1.00	0	12	\$0.00	\$0.00	\$5,199.25	\$1,133.40
NIELSEN, ERIN	250-Special Education Teacher	\$56,242.18	1.00	0	12	\$0.00	\$0.00	\$4,384.19	\$185.88
NIELSEN, JONATHAN	200-Teacher	\$59,054.40	1.00	0	12	\$0.00	\$0.00	\$4,612.35	\$17,779.60
NIEMIEC, BRYNN	200-Teacher	\$89,619.92	1.00	0	12	\$0.00	\$0.00	\$6,987.00	\$18,061.56
NIETO, PILAR	202-Bilingual Education Teacher	\$81,296.02	1.00	0	12	\$0.00	\$0.00	\$6,338.00	\$1,133.40
NISI, ERIN	610-Resource Teacher Elementary	\$70,689.06	1.00	0	12	\$0.00	\$0.00	\$5,511.00	\$185.88
NOLAN, JENNIFER	103-Principal	\$109,489.90	1.00	25	12	\$0.00	\$0.00	\$11,657.25	\$31,724.67
NOLTE, REBECCA	200-Teacher	\$64,098.06	1.00	0	12	\$0.00	\$0.00	\$4,997.25	\$19,523.73
NORKUS, KATE	200-Teacher	\$87,620.52	1.00	0	12	\$0.00	\$0.00	\$6,837.78	\$24,981.00
NORTON, TINA	200-Teacher	\$58,584.88	0.90	0	12	\$0.00	\$0.00	\$4,555.95	\$185.88
NOSBISCH, REED	250-Special Education Teacher	\$107,144.96	1.00	0	12	\$0.00	\$0.00	\$8,353.25	\$26,133.00
NOTTOLI, KATHERINE	200-Teacher	\$49,173.02	1.00	0	12	\$0.00	\$0.00	\$3,833.75	\$27.00
NOTTOLINI, CHARLENE	200-Teacher	\$84,451.12	1.00	0	12	\$0.00	\$0.00	\$6,584.00	\$25,803.96
NOWAK, DAVID	107-General Administrator or General Supervisor	\$118,556.75	0.96	25	12	\$0.00	\$0.00	\$13,102.01	\$31,477.68
NUNEZ, SHANNON	251-Bilingual Special Education Teacher	\$84,451.12	1.00	0	12	\$0.00	\$0.00	\$6,584.00	\$17,427.32
NYQUIST, CHRISTINA	200-Teacher	\$49,173.02	1.00	0	12	\$0.00	\$0.00	\$3,833.75	\$22,899.40
OBRIEN, JILLIAN	200-Teacher	\$65,380.12	1.00	0	12	\$0.00	\$0.00	\$5,097.25	\$6,492.76
OBRIEN, KATHRYN	200-Teacher	\$78,016.90	1.00	0	12	\$0.00	\$0.00	\$6,082.50	\$445.56
OBRIEN, PATRICK	200-Teacher	\$95,106.96	1.00	0	12	\$0.00	\$0.00	\$7,414.75	\$27.00
OCAMPO, JESSICA	250-Special Education Teacher	\$57,590.00	1.00	0	12	\$0.00	\$0.00	\$4,489.75	\$18,599.88

Name	Position	Base Salary	FTE	Vacation Days	Sick Days	Bonuses	Annuities	Retirement Enhancements	Other Benefits
CONNOR, MICHAEL	200-Teacher	\$82,825.08	1.00	0	12	\$0.00	\$0.00	\$6,457.25	\$27.00
ODDO, LESLI	200-Teacher	\$49,968.00	1.00	27	5	\$0.00	\$0.00	\$999.00	\$7,200.00
ODOM, ALEXANDER	200-Teacher	\$58,739.98	1.00	0	12	\$0.00	\$0.00	\$4,579.50	\$25,803.96
ODONNELL, AMY	200-Teacher	\$74,986.08	1.00	0	12	\$0.00	\$0.00	\$5,846.00	\$25,990.68
ODONNELL, SHANNON	250-Special Education Teacher	\$50,968.00	1.00	27	5	\$0.00	\$0.00	\$650.00	\$7,200.00
OHALLERAN, ALEXIS	200-Teacher	\$50,157.12	1.00	0	12	\$0.00	\$0.00	\$3,910.25	\$9,800.52
OHARA, MARIA	200-Teacher	\$46,815.43	0.86	0	12	\$0.00	\$0.00	\$3,626.62	\$11,080.80
OHERRON, AMY	200-Teacher	\$69,381.00	1.00	0	12	\$0.00	\$0.00	\$5,409.00	\$445.56
OLFELT, CAROL	200-Teacher	\$58,676.02	1.00	0	12	\$0.00	\$0.00	\$4,574.50	\$50.84
OLIVA, SANDRA	200-Teacher	\$67,941.90	1.00	0	12	\$0.00	\$0.00	\$5,297.00	\$27.00
OLIVER, MICHELLE	200-Teacher	\$72,074.08	1.00	0	12	\$0.00	\$0.00	\$5,619.00	\$18,248.28
ONEAL, BAILY	250-Special Education Teacher	\$51,159.94	1.00	0	12	\$0.00	\$0.00	\$3,988.50	\$11,724.68
OREILLY, JAMES	200-Teacher	\$25,215.62	0.46	0	12	\$0.00	\$0.00	\$1,872.09	\$3,895.20
OROS, LINDSEY	200-Teacher	\$57,827.17	0.99	0	12	\$0.00	\$0.00	\$4,512.62	\$11,006.76
OROZCO, DANIELA	202-Bilingual Education Teacher	\$55,194.63	1.00	0	12	\$0.00	\$0.00	\$4,149.75	\$7,340.52
ORTIZ, CARMEN	610-Resource Teacher Elementary	\$89,619.92	1.00	0	12	\$0.00	\$0.00	\$6,987.00	\$8,028.36
ORTIZ, SARAH	200-Teacher	\$49,173.02	1.00	0	12	\$0.00	\$0.00	\$3,833.75	\$11,079.72
OSHEA, SARAH	200-Teacher	\$24,618.64	0.50	0	6	\$0.00	\$0.00	\$1,996.08	\$15.12
OTOOLE, SARA	200-Teacher	\$76,486.02	1.00	0	12	\$0.00	\$0.00	\$5,963.00	\$7,261.08
OTTINGER, NICOLE	200-Teacher	\$61,115.08	1.00	0	12	\$0.00	\$0.00	\$4,764.75	\$18,248.28
OWEN, BENJAMIN	107-General Administrator or General Supervisor	\$100,612.98	1.00	25	12	\$0.00	\$0.00	\$10,729.00	\$8,633.46
OZARKA, NICHOLAS	200-Teacher	\$72,074.08	1.00	0	12	\$0.00	\$0.00	\$5,619.00	\$9,800.52
PAALMAN, PAULINE	250-Special Education Teacher	\$69,381.00	1.00	0	12	\$0.00	\$0.00	\$5,409.00	\$23,527.08
PAGANELIS, ALEXIS	250-Special Education Teacher	\$24,451.40	0.50	0	6	\$0.00	\$0.00	\$1,982.51	\$15.12
PAGANO, BRITTANY	200-Teacher	\$71,527.04	1.00	0	12	\$0.00	\$0.00	\$5,576.50	\$7,340.52
PALAZZO, MISTY	200-Teacher	\$60,246.68	1.00	0	12	\$0.00	\$0.00	\$4,697.00	\$22,961.64
PALLAN, HEIDI	200-Teacher	\$51,159.94	1.00	0	12	\$0.00	\$0.00	\$3,988.50	\$7,261.08
PANZARELLA, ALLISON	200-Teacher	\$39,920.14	0.75	0	12	\$0.00	\$0.00	\$4,149.75	\$8,180.52
PAPE, ELISSA	200-Teacher	\$49,173.02	1.00	0	12	\$0.00	\$0.00	\$3,833.75	\$11,006.76
PAPECK, LISA	200-Teacher	\$74,986.08	1.00	0	12	\$0.00	\$0.00	\$5,846.00	\$7,237.24
PAREDERO, JENNIFER	610-Resource Teacher Elementary	\$54,816.27	0.85	0	12	\$0.00	\$0.00	\$4,242.55	\$374.04
PARISE, ANTHONY	200-Teacher	\$97,009.90	1.00	0	12	\$0.00	\$0.00	\$7,563.25	\$20,876.76
PARISI, THOMAS	107-General Administrator or General Supervisor	\$141,638.90	1.00	25	12	\$0.00	\$0.00	\$15,020.50	\$24,146.39
PARKER, ABIGAIL	250-Special Education Teacher	\$51,179.52	0.98	0	12	\$0.00	\$0.00	\$3,986.89	\$8,495.16
PARKER, JENNIFER	200-Teacher	\$58,739.98	1.00	0	12	\$0.00	\$0.00	\$4,586.54	\$10,739.16
PARSONS, AMANDA	250-Special Education Teacher	\$53,484.08	1.00	27	5	\$0.00	\$0.00	\$1,069.64	\$7,200.00
PARTRIDGE, SARAH	200-Teacher	\$73,629.92	1.00	0	12	\$0.00	\$0.00	\$5,740.25	\$25,803.96
PASENELLI, JAIMY	200-Teacher	\$56,735.84	0.99	0	12	\$0.00	\$0.00	\$4,420.69	\$18,248.28

Name	Position	Base Salary	FTE	Vacation Days	Sick Days	Bonuses	Annuities	Retirement Enhancements	Other Benefits
PASQUALE, MARY	125-Head of Gen Ed (Depart chair admin endorsement held)	\$80,490.49	0.80	0	12	\$0.00	\$0.00	\$0.00	\$0.00
PASQUALE, MARY	200-Teacher	\$20,122.00	0.20	0	0	\$0.00	\$0.00	\$0.00	\$0.00
PATEL, NIVA	200-Teacher	\$49,173.02	1.00	0	12	\$0.00	\$0.00	\$3,833.75	\$7,346.84
PATEL, RICHA	200-Teacher	\$38,869.74	0.36	0	12	\$0.00	\$0.00	\$0.00	\$0.00
PATEL, RICHA	201-Reading Teacher	\$25,913.16	0.16	0	12	\$0.00	\$0.00	\$5,050.75	\$18,599.88
PAUZUOLIS, NICOLE	250-Special Education Teacher	\$68,020.94	1.00	0	12	\$0.00	\$0.00	\$5,303.00	\$10,480.44
PAWELKIEWICZ, MEGAN	200-Teacher	\$55,094.32	0.99	0	12	\$0.00	\$0.00	\$4,298.06	\$11,010.36
PAWLOWSKI, JAMIE	250-Special Education Teacher	\$65,307.06	1.00	0	12	\$0.00	\$0.00	\$5,091.50	\$7,183.32
PAZ, JENNIFER	200-Teacher	\$59,917.00	1.00	0	12	\$0.00	\$0.00	\$4,671.25	\$22,774.92
PEARA, SARAH	200-Teacher	\$55,377.14	1.00	0	12	\$0.00	\$0.00	\$4,317.25	\$11,086.20
PEELOJOHNSON, JESSICA	250-Special Education Teacher	\$64,026.04	1.00	0	12	\$0.00	\$0.00	\$4,991.75	\$10,935.24
PENDZINSKI, MICHELLE	200-Teacher	\$40,655.94	0.75	0	12	\$0.00	\$0.00	\$4,226.25	\$3,939.48
PENNELLA, SARA	200-Teacher	\$23,101.36	0.22	0	12	\$0.00	\$0.00	\$3,734.85	\$12,624.12
PENNELLA, SARA	201-Reading Teacher	\$25,404.34	0.16	0	12	\$0.00	\$0.00	\$0.00	\$0.00
PENNINGTON, RICHARD	200-Teacher	\$68,020.93	1.00	0	12	\$0.00	\$0.00	\$5,313.11	\$12,624.12
PEREZ, MINERVA	610-Resource Teacher Elementary	\$113,945.78	1.00	0	12	\$0.00	\$0.00	\$8,883.50	\$18,599.88
PEREZ, REBECCA	610-Resource Teacher Elementary	\$40,927.60	0.77	0	12	\$0.00	\$0.00	\$4,148.00	\$27.00
PERKINS, RUTH	610-Resource Teacher Elementary	\$66,614.08	1.00	0	12	\$0.00	\$0.00	\$5,193.50	\$27.00
PETERS, CATHERINE	200-Teacher	\$56,181.00	1.00	27	5	\$0.00	\$0.00	\$1,123.00	\$7,200.00
PETERSEN, DORENE	200-Teacher	\$116,524.46	1.00	0	12	\$0.00	\$0.00	\$9,084.50	\$18,537.64
PETERSEN, WILLIAM	200-Teacher	\$96,267.08	1.00	0	12	\$0.00	\$0.00	\$7,505.25	\$7,392.60
PETERSON, EMILY	200-Teacher	\$63,510.98	1.00	0	12	\$0.00	\$0.00	\$4,951.50	\$11,517.72
PETERSON, JACQUELINE	200-Teacher	\$68,020.93	1.00	0	12	\$0.00	\$0.00	\$5,313.10	\$27.00
PETERSON, ZACHARY	200-Teacher	\$64,782.90	1.00	0	12	\$0.00	\$0.00	\$5,050.75	\$7,841.64
PETRY, SHANNON	203-English as a Second Language Teacher	\$53,226.55	1.00	0	12	\$0.00	\$0.00	\$4,152.88	\$11,086.20
PFLEDERER, MARY	610-Resource Teacher Elementary	\$116,524.46	1.00	0	12	\$0.00	\$0.00	\$9,084.50	\$946.68
PICOLOTTI, HEATHER	200-Teacher	\$86,172.05	1.00	0	12	\$0.00	\$0.00	\$6,733.45	\$18,413.16
PIEL, JILLIAN	200-Teacher	\$59,940.92	1.00	0	12	\$0.00	\$0.00	\$4,673.25	\$27.00
PIEPER, JENNIFER	610-Resource Teacher Elementary	\$84,451.12	1.00	0	12	\$0.00	\$0.00	\$6,584.00	\$7,314.04
PILUT, DONNA	200-Teacher	\$63,510.98	1.00	0	12	\$0.00	\$0.00	\$4,951.50	\$27.00
PINGITORE, VIRGINIA	250-Special Education Teacher	\$68,747.90	1.00	0	12	\$0.00	\$0.00	\$5,359.75	\$11,006.76
PIRTLE, JOE	200-Teacher	\$65,282.10	1.00	0	12	\$0.00	\$0.00	\$5,089.50	\$18,248.28
PITONES, MARITZA	200-Teacher	\$49,173.02	1.00	0	12	\$0.00	\$0.00	\$3,833.75	\$74.68
PIZZOLATO, KRISTINE	200-Teacher	\$90,681.42	0.97	0	12	\$0.00	\$0.00	\$7,061.80	\$27.00
PLACZKOWSKI, EMILY	200-Teacher	\$68,021.20	1.00	0	12	\$0.00	\$0.00	\$5,303.00	\$12,243.88
PLATE, JULIE KAY	200-Teacher	\$30,530.51	0.62	0	8	\$0.00	\$0.00	\$2,475.39	\$8,200.62
PLOETZ, HANNAH	251-Bilingual Special Education Teacher	\$62,266.10	1.00	0	12	\$0.00	\$0.00	\$4,854.50	\$11,000.28
PLONA, RENE	610-Resource Teacher Elementary	\$40,405.77	0.73	0	12	\$0.00	\$0.00	\$3,103.73	\$15.12

Name	Position	Base Salary	FTE	Vacation Days	Sick Days	Bonuses	Annuities	Retirement Enhancements	Other Benefits
POCIASK, DAWN	200-Teacher	\$93,714.66	1.00	0	12	\$0.00	\$0.00	\$7,306.25	\$18,741.96
POCZTOWSKI, JOSEPH	104-Assistant Principal	\$84,736.10	0.85	0	12	\$0.00	\$0.00	\$9,067.78	\$334.80
POKORNY, KEVIN	200-Teacher	\$112,040.50	1.00	0	12	\$0.00	\$0.00	\$8,735.00	\$946.68
POLICKY, MITCHELL	200-Teacher	\$52,164.07	1.00	0	12	\$0.00	\$0.00	\$4,073.01	\$11,696.12
POLLOCK, VICTORIA	200-Teacher	\$52,642.02	0.99	0	12	\$0.00	\$0.00	\$4,102.32	\$12,624.12
POLOMOLINA, JUAN	202-Bilingual Education Teacher	\$65,892.49	0.81	0	12	\$0.00	\$0.00	\$6,335.71	\$439.08
PONTE, GASPAR	202-Bilingual Education Teacher	\$93,243.02	1.00	0	12	\$0.00	\$0.00	\$7,269.50	\$12,437.40
POOL, NICOLAS	103-Principal	\$123,299.02	1.00	25	12	\$0.00	\$0.00	\$12,225.50	\$30,037.74
POORE, JANET	604-Resource Teacher English/Language Arts	\$70,562.70	1.00	0	12	\$0.00	\$0.00	\$5,501.25	\$11,006.76
POPE, NICHOLAS	200-Teacher	\$89,619.92	1.00	0	12	\$0.00	\$0.00	\$6,987.00	\$1,133.40
POPP, ELIZABETH	200-Teacher	\$51,159.94	1.00	0	12	\$0.00	\$0.00	\$3,988.50	\$9,794.04
PORSCHKE, BRITTANY	103-Principal	\$128,286.08	1.00	25	12	\$0.00	\$0.00	\$13,623.50	\$31,760.30
PORTER, JENNIFER	114-Chief School Business Official	\$189,202.00	1.00	25	12	\$0.00	\$0.00	\$19,996.00	\$32,030.46
PORTOKALIS, LEANDER	200-Teacher	\$65,737.88	0.90	0	12	\$0.00	\$0.00	\$5,694.50	\$27.00
POTTER, SAMANTHA	250-Special Education Teacher	\$69,300.93	1.00	0	12	\$0.00	\$0.00	\$5,414.99	\$18,599.88
POWERS, HOLLY	200-Teacher	\$50,157.12	1.00	0	12	\$0.00	\$0.00	\$3,910.25	\$9,800.52
POWERS, LAURA	611-Resource Teacher Other	\$65,380.12	1.00	0	12	\$0.00	\$0.00	\$5,097.25	\$1,133.40
PRANTALOS, CAREY	200-Teacher	\$63,560.60	0.96	0	12	\$0.00	\$0.00	\$5,157.75	\$25,928.44
PRICE, NICOLE	200-Teacher	\$73,515.00	1.00	0	12	\$0.00	\$0.00	\$5,740.29	\$27.00
PRICEJR, BRIAN	250-Special Education Teacher	\$61,115.08	1.00	0	12	\$0.00	\$0.00	\$4,764.75	\$18,061.56
PRIOLO, CHRISTINA	200-Teacher	\$46,680.00	1.00	27	5	\$0.00	\$0.00	\$933.00	\$7,200.00
PRIYMA, OLESYA	200-Teacher	\$34,834.28	0.36	0	12	\$0.00	\$0.00	\$4,526.25	\$18,248.28
PRIYMA, OLESYA	203-English as a Second Language Teacher	\$23,222.68	0.16	0	12	\$0.00	\$0.00	\$0.00	\$0.00
PROSSER, PATRICIA	200-Teacher	\$76,486.02	1.00	0	12	\$0.00	\$0.00	\$5,963.00	\$18,186.04
PSARAS, ALLISON	250-Special Education Teacher	\$49,173.02	1.00	0	12	\$0.00	\$0.00	\$3,833.75	\$27.00
PURKIS, JANEAN	200-Teacher	\$54,291.90	1.00	0	12	\$0.00	\$0.00	\$4,232.75	\$859.32
QUANSTRUM, KAYLA	200-Teacher	\$54,208.05	1.00	0	12	\$0.00	\$0.00	\$4,226.25	\$7,316.68
QUENETT, ELAINE	200-Teacher	\$74,986.08	1.00	0	12	\$0.00	\$0.00	\$5,846.00	\$1,133.40
QUICK, HEATHER	250-Special Education Teacher	\$78,016.90	1.00	0	12	\$0.00	\$0.00	\$6,082.50	\$7,340.52
QUINTEROGAITAN, CLAUDIA	202-Bilingual Education Teacher	\$55,292.12	1.00	0	12	\$0.00	\$0.00	\$4,310.75	\$18,008.60
QUITNO, ROBERT	104-Assistant Principal	\$127,600.98	1.00	25	12	\$0.00	\$0.00	\$13,552.00	\$24,354.10
RAHIMI, STEPHANIE	200-Teacher	\$72,074.06	1.00	0	12	\$0.00	\$0.00	\$5,627.65	\$6,651.64
RAHN, KEVIN	200-Teacher	\$100,929.92	1.00	0	12	\$0.00	\$0.00	\$7,868.75	\$17,745.00
RAISTRICK, MARK	200-Teacher	\$69,300.94	1.00	0	12	\$0.00	\$0.00	\$5,415.00	\$25,990.68
RAKOWSKI, ANDREW	200-Teacher	\$74,162.06	0.99	0	12	\$0.00	\$0.00	\$5,779.19	\$1,133.40
RAMIREZSANJOSE, JAVIER	202-Bilingual Education Teacher	\$89,516.96	1.00	0	12	\$0.00	\$0.00	\$6,979.00	\$27.00
RAMOSGARCIA, ANA	202-Bilingual Education Teacher	\$19,531.30	0.31	0	12	\$0.00	\$0.00	\$1,389.14	\$90.18
RANDL, JAMIE	104-Assistant Principal	\$108,905.94	1.00	25	12	\$0.00	\$0.00	\$11,596.25	\$28,764.47

Name	Position	Base Salary	FTE	Vacation Days	Sick Days	Bonuses	Annuities	Retirement Enhancements	Other Benefits
RANDL, RONDA	200-Teacher	\$84,451.12	1.00	0	12	\$0.00	\$0.00	\$6,584.00	\$18,248.28
RASAR, MARK	114-Chief School Business Official	\$90,900.00	0.58	22	10	\$0.00	\$0.00	\$0.00	\$21,600.00
RASMUSSEN, PATRICIA	200-Teacher	\$72,101.90	1.00	0	12	\$0.00	\$0.00	\$5,621.25	\$27.00
RATFIELD, KARA	153-Special Education Supervisor	\$91,869.68	0.95	11	11	\$0.00	\$0.00	\$9,785.81	\$22,083.20
RATH, TAMMY	200-Teacher	\$89,619.92	1.00	0	12	\$0.00	\$0.00	\$6,987.00	\$946.68
RAU, EMILY	200-Teacher	\$53,226.54	1.00	0	12	\$0.00	\$0.00	\$4,152.88	\$4,849.72
RAUE, SHEREE	200-Teacher	\$74,986.06	1.00	0	12	\$0.00	\$0.00	\$5,855.00	\$27.00
RAY, KELLY	250-Special Education Teacher	\$79,578.98	1.00	0	12	\$0.00	\$0.00	\$6,204.25	\$11,006.76
RECZEK, STEPHEN	200-Teacher	\$60,503.04	1.00	0	12	\$0.00	\$0.00	\$4,722.50	\$8,661.42
REDMER, STEPHANIE	200-Teacher	\$59,940.92	1.00	0	12	\$0.00	\$0.00	\$4,673.25	\$18,928.68
REDMOND, GEORGIA	200-Teacher	\$51,159.94	1.00	0	12	\$0.00	\$0.00	\$3,988.50	\$9,808.44
REHMUS, JEREMY	202-Bilingual Education Teacher	\$51,159.94	1.00	0	12	\$0.00	\$0.00	\$3,988.50	\$22,715.48
REIBEL, JONATHON	200-Teacher	\$70,662.02	1.00	0	12	\$0.00	\$0.00	\$5,509.00	\$18,248.28
REIFF, LAUREN	200-Teacher	\$74,986.08	1.00	0	12	\$0.00	\$0.00	\$5,846.00	\$13,228.92
REINCKE, ANGELA	103-Principal	\$138,548.80	1.00	25	12	\$0.00	\$0.00	\$14,697.25	\$22,994.45
REPENNING, RENEE	200-Teacher	\$63,510.98	1.00	0	12	\$0.00	\$0.00	\$4,951.50	\$7,340.52
REYESANAYA, MARIA	202-Bilingual Education Teacher	\$67,401.10	1.00	0	12	\$0.00	\$0.00	\$5,254.75	\$20.52
REYMANN-GOLAT, SHANNON	250-Special Education Teacher	\$58,676.02	1.00	0	12	\$0.00	\$0.00	\$4,574.50	\$11,086.20
RICHARD, JENNIFER	200-Teacher	\$70,662.01	1.00	0	12	\$0.00	\$0.00	\$5,517.48	\$18,061.56
RICHARDI, ELIZABETH	104-Assistant Principal	\$84,736.10	0.85	0	12	\$0.00	\$0.00	\$9,067.78	\$16,333.89
RICHARDSON, RACHEL	200-Teacher	\$91,550.94	1.00	0	12	\$0.00	\$0.00	\$7,137.50	\$18,061.56
RICHMOND, MADELINE	200-Teacher	\$61,610.10	1.00	0	12	\$0.00	\$0.00	\$4,812.40	\$11,006.76
RICKS, SAMANTHA	250-Special Education Teacher	\$50,157.12	1.00	0	12	\$0.00	\$0.00	\$3,910.25	\$253.08
RIEBOCK, MEGAN	200-Teacher	\$62,266.10	1.00	0	12	\$0.00	\$0.00	\$4,854.50	\$6,699.80
RIOS, CYNTHIA	200-Teacher	\$58,409.43	0.85	0	12	\$0.00	\$0.00	\$5,359.75	\$20.52
RIVERA, ROSA	200-Teacher	\$49,211.92	0.96	0	12	\$0.00	\$0.00	\$3,988.50	\$9,800.52
ROBERTS, JAMES	200-Teacher	\$74,986.08	1.00	0	12	\$0.00	\$0.00	\$5,846.00	\$18,186.04
ROBERTSON, SARAH	200-Teacher	\$64,071.00	0.99	0	12	\$0.00	\$0.00	\$4,993.02	\$25,803.96
ROBINSON, MOLLY	200-Teacher	\$78,972.92	1.00	0	12	\$0.00	\$0.00	\$6,157.00	\$18,413.16
ROCK, KRISTIN	200-Teacher	\$58,766.24	1.00	0	12	\$0.00	\$0.00	\$4,581.50	\$9,800.52
RODMAN, ROSARIO	200-Teacher	\$70,662.02	1.00	0	12	\$0.00	\$0.00	\$5,509.00	\$1,133.40
RODMAN, THOMAS	200-Teacher	\$98,835.10	1.00	0	12	\$0.00	\$0.00	\$7,705.50	\$25,990.68
RODRIGUEZ, EMILY	200-Teacher	\$53,227.20	1.00	0	12	\$0.00	\$0.00	\$4,149.75	\$7,841.64
RODRIGUEZ, JENNY	610-Resource Teacher Elementary	\$70,768.91	1.00	0	12	\$0.00	\$0.00	\$5,527.76	\$419.08
RODRIGUEZ, MARIA	202-Bilingual Education Teacher	\$69,381.00	1.00	0	12	\$0.00	\$0.00	\$5,409.00	\$7,340.52
RODRIGUEZPEREZ, VANESSA	202-Bilingual Education Teacher	\$53,226.54	1.00	0	12	\$0.00	\$0.00	\$4,152.88	\$18,061.56
RODWELL, ALLISON	200-Teacher	\$43,769.44	0.89	0	11	\$0.00	\$0.00	\$3,548.92	\$6,584.80
ROEDIGER, SARA	124-Dean of Students Admin (admin endorsement held)	\$78,089.09	1.00	0	12	\$0.00	\$0.00	\$8,372.50	\$12,233.76

Name	Position	Base Salary	FTE	Vacation Days	Sick Days	Bonuses	Annuities	Retirement Enhancements	Other Benefits
ROGERS RUSH, OLIVIA	611-Resource Teacher Other	\$27,236.29	0.43	0	6	\$0.00	\$0.00	\$2,208.36	\$6,716.96
ROGERS, CONRAD	200-Teacher	\$72,101.90	1.00	0	12	\$0.00	\$0.00	\$5,621.25	\$9,575.16
ROHDE, SONYA	200-Teacher	\$62,843.01	1.00	0	12	\$0.00	\$0.00	\$4,908.81	\$974.52
ROHE, VICTORIA	104-Assistant Principal	\$93,212.08	1.00	25	12	\$0.00	\$0.00	\$9,954.75	\$31,600.01
ROHLWING, SUSAN	107-General Administrator or General Supervisor	\$125,812.50	0.96	25	12	\$0.00	\$0.00	\$13,891.52	\$245.88
ROHRBACK, PAIGE	200-Teacher	\$52,183.04	1.00	0	12	\$0.00	\$0.00	\$4,068.25	\$7,314.04
ROJAS, BRANDY	202-Bilingual Education Teacher	\$50,157.12	1.00	0	12	\$0.00	\$0.00	\$3,910.25	\$27.00
ROJAS, DAVID	107-General Administrator or General Supervisor	\$123,299.02	1.00	25	12	\$0.00	\$0.00	\$13,102.00	\$31,925.64
ROJAS, LOURDES	203-English as a Second Language Teacher	\$73,629.92	1.00	0	12	\$0.00	\$0.00	\$5,740.25	\$7,183.32
ROKOS, MADISON	250-Special Education Teacher	\$50,157.12	1.00	0	12	\$0.00	\$0.00	\$3,910.25	\$253.08
ROLLINS, ANNA-CARIN	250-Special Education Teacher	\$50,157.12	1.00	0	12	\$0.00	\$0.00	\$3,910.25	\$27.00
ROMEROCLAUDIO, CARMEN	202-Bilingual Education Teacher	\$57,526.04	1.00	0	12	\$0.00	\$0.00	\$4,484.75	\$258.36
ROSA, KARINA	202-Bilingual Education Teacher	\$47,143.55	0.65	0	12	\$0.00	\$0.00	\$5,621.25	\$18,248.28
ROSENBERG, HEATHER	200-Teacher	\$62,843.04	1.00	0	12	\$0.00	\$0.00	\$4,899.50	\$7,340.52
ROSS, KAITLIN	200-Teacher	\$74,986.08	1.00	0	12	\$0.00	\$0.00	\$5,846.00	\$946.68
ROSSI, JOSEPH	200-Teacher	\$61,542.00	1.00	0	12	\$0.00	\$0.00	\$4,798.00	\$10,940.20
ROSSLER, AMBER	610-Resource Teacher Elementary	\$97,045.00	1.00	0	12	\$0.00	\$0.00	\$7,565.75	\$18,248.28
ROTENBERRY, BETHANY	200-Teacher	\$91,413.14	1.00	0	12	\$0.00	\$0.00	\$7,126.75	\$25,803.96
ROTHECKER, KRISTA	200-Teacher	\$69,000.62	1.00	0	12	\$0.00	\$0.00	\$5,379.50	\$1,133.40
ROTONDI, TRACY	250-Special Education Teacher	\$62,266.10	1.00	0	12	\$0.00	\$0.00	\$4,854.50	\$27.00
ROY, MONA	200-Teacher	\$72,959.12	1.00	0	12	\$0.00	\$0.00	\$5,688.00	\$859.32
RUBIOVICTORIA, SILVIA	202-Bilingual Education Teacher	\$67,941.90	1.00	0	12	\$0.00	\$0.00	\$5,297.00	\$288.36
RUDELICH, ALYSSA	153-Special Education Supervisor	\$96,704.92	1.00	25	12	\$0.00	\$0.00	\$10,320.00	\$17,452.74
RUFER, NOA	200-Teacher	\$53,205.88	1.00	0	12	\$0.00	\$0.00	\$4,148.00	\$9,722.76
RUIZ, HANNAH	200-Teacher	\$29,503.76	0.36	0	12	\$0.00	\$0.00	\$3,833.75	\$11,006.76
RUIZ, HANNAH	203-English as a Second Language Teacher	\$19,669.26	0.16	0	12	\$0.00	\$0.00	\$0.00	\$0.00
RUIZ, NARELY	202-Bilingual Education Teacher	\$50,157.12	1.00	0	12	\$0.00	\$0.00	\$3,910.25	\$9,982.32
RUMORO, DAVID	104-Assistant Principal	\$108,995.90	1.00	25	12	\$1,789.68	\$0.00	\$11,800.70	\$8,755.76
RUPNICK, SONYA	200-Teacher	\$68,020.94	1.00	0	12	\$0.00	\$0.00	\$5,303.00	\$27.00
RUSCETTI, FRANCESCA	200-Teacher	\$32,049.24	0.58	0	12	\$0.00	\$0.00	\$2,426.15	\$17.28
RUSSELL, JASON	200-Teacher	\$96,267.08	1.00	0	12	\$0.00	\$0.00	\$7,505.25	\$25,990.68
RUSSELL, MICHELLE	200-Teacher	\$97,045.00	1.00	0	12	\$0.00	\$0.00	\$7,565.75	\$6,921.96
RUSSO, MATTHEW	200-Teacher	\$19,669.26	0.16	0	0	\$0.00	\$0.00	\$1,533.50	\$0.00
RUSSO, ZOKI	200-Teacher	\$86,140.08	1.00	0	12	\$0.00	\$0.00	\$6,715.75	\$19,632.68
RUZINOK, MAUREEN	200-Teacher	\$51,159.94	1.00	0	12	\$0.00	\$0.00	\$3,988.50	\$27.00
RUZINOK, THOMAS	103-Principal	\$138,110.60	1.00	25	12	\$0.00	\$0.00	\$14,659.78	\$24,288.05
RYAN, KEVIN	200-Teacher	\$62,266.10	1.00	0	12	\$0.00	\$0.00	\$4,854.50	\$8,170.52
RYAN, STEPHANIE	200-Teacher	\$75,015.20	1.00	0	12	\$0.00	\$0.00	\$5,848.25	\$18,413.16

Name	Position	Base Salary	FTE	Vacation Days	Sick Days	Bonuses	Annuities	Retirement Enhancements	Other Benefits
RYDZ, GERI	200-Teacher	\$97,502.08	1.00	0	12	\$0.00	\$0.00	\$7,601.50	\$7,340.52
RYNEARSON, ANDREA	610-Resource Teacher Elementary	\$53,205.88	1.00	0	12	\$0.00	\$0.00	\$4,148.00	\$366.12
RYTINA, JENNIFER	200-Teacher	\$82,794.92	1.00	0	12	\$0.00	\$0.00	\$6,455.00	\$185.88
RYZA, KYLIE	200-Teacher	\$49,173.02	1.00	0	12	\$0.00	\$0.00	\$3,833.75	\$27.00
SABO, KEVIN	200-Teacher	\$57,589.98	1.00	0	12	\$0.00	\$0.00	\$4,496.65	\$18,061.56
SABROWSKIE, LAURA	200-Teacher	\$76,486.02	1.00	0	12	\$0.00	\$0.00	\$5,963.00	\$12,437.40
SAINSBURY, AARON	250-Special Education Teacher	\$81,170.96	1.00	0	12	\$0.00	\$0.00	\$6,328.25	\$11,006.76
SAINSBURY, KRISTIN	101-Assistant/Associate District Superintendent	\$153,613.34	1.00	25	12	\$0.00	\$0.00	\$16,282.52	\$23,749.55
SAKOLARI, ANGELA	200-Teacher	\$45,020.38	0.85	0	12	\$0.00	\$0.00	\$3,484.33	\$18.36
SALAZAR, ALONDRA	202-Bilingual Education Teacher	\$51,159.94	1.00	0	12	\$0.00	\$0.00	\$3,988.50	\$12,120.84
SALAZAR, BASILIO	107-General Administrator or General Supervisor	\$162,325.02	1.00	25	12	\$0.00	\$0.00	\$17,184.25	\$25,159.54
SALGADO, ELIDETH	202-Bilingual Education Teacher	\$53,205.89	1.00	0	12	\$0.00	\$0.00	\$4,154.38	\$15,776.52
SALGADO, LEON	202-Bilingual Education Teacher	\$98,985.12	1.00	0	12	\$0.00	\$0.00	\$7,717.25	\$27.00
SALIFOSKI, DANIELLE	200-Teacher	\$62,266.08	1.00	0	12	\$0.00	\$0.00	\$4,865.48	\$14,894.28
SALINAS, JONELLE	200-Teacher	\$69,300.94	1.00	0	12	\$0.00	\$0.00	\$5,415.00	\$27.00
SAMARGIS, ELAINA	200-Teacher	\$56,957.14	0.99	0	12	\$0.00	\$0.00	\$4,438.45	\$9,800.52
SAMUELSON, ERIC	200-Teacher	\$66,076.92	1.00	0	12	\$0.00	\$0.00	\$5,151.50	\$12,624.12
SANCHEZ, ANDREA	610-Resource Teacher Elementary	\$62,213.97	1.00	0	12	\$0.00	\$0.00	\$4,856.03	\$27.00
SANCHEZGONZALVEZ, MARIA	202-Bilingual Education Teacher	\$68,747.90	1.00	0	12	\$0.00	\$0.00	\$5,359.75	\$294.60
SANDOVAL, DANIELA	202-Bilingual Education Teacher	\$49,173.02	1.00	0	12	\$0.00	\$0.00	\$3,833.75	\$27.00
SANFORD, BRIAN	200-Teacher	\$76,605.88	1.00	0	12	\$0.00	\$0.00	\$5,972.50	\$20,484.52
SANKEY, STEVEN	200-Teacher	\$79,703.00	1.00	0	12	\$0.00	\$0.00	\$6,213.75	\$18,055.08
SANTELLA, PATRICIA	125-Head of Gen Ed (Depart chair admin endorsement held)	\$88,867.26	0.80	0	12	\$0.00	\$0.00	\$0.00	\$0.00
SANTELLA, PATRICIA	200-Teacher	\$22,216.00	0.20	0	0	\$0.00	\$0.00	\$0.00	\$0.00
SANTOSDIAZ, CHRISTINE	103-Principal	\$107,343.08	1.00	25	12	\$0.00	\$0.00	\$11,433.00	\$10,395.27
SANTUCCI, JOSEPH	200-Teacher	\$74,986.08	1.00	0	12	\$0.00	\$0.00	\$5,846.00	\$7,340.52
SANZONE, DOMINIC	200-Teacher	\$51,159.94	1.00	0	12	\$0.00	\$0.00	\$3,988.50	\$7,340.52
SARMIENTO, YOMIRA	202-Bilingual Education Teacher	\$50,157.12	1.00	0	12	\$0.00	\$0.00	\$3,910.25	\$7,183.32
SARNA, JOHN	200-Teacher	\$99,452.34	1.00	0	12	\$0.00	\$0.00	\$7,753.50	\$18,413.16
SARNWICK, LAUREN	200-Teacher	\$95,106.96	1.00	0	12	\$0.00	\$0.00	\$7,414.75	\$18,061.56
SARTO, JILL	200-Teacher	\$61,045.92	1.00	0	12	\$0.00	\$0.00	\$4,770.03	\$185.88
SAUCEDA, AMANDA	200-Teacher	\$81,170.96	1.00	0	12	\$0.00	\$0.00	\$6,328.25	\$25,803.96
SAVAGE, SAMANTHA	200-Teacher	\$52,183.04	1.00	0	12	\$0.00	\$0.00	\$4,068.25	\$27.00
SAVELEY, MADYSON	250-Special Education Teacher	\$51,159.94	1.00	0	12	\$0.00	\$0.00	\$3,988.50	\$27.00
SAWYER, KERRY	200-Teacher	\$105,005.94	1.00	0	12	\$0.00	\$0.00	\$8,199.11	\$25,990.68
SCARBROUGH, MARIE	200-Teacher	\$56,397.12	1.00	0	12	\$0.00	\$0.00	\$4,396.75	\$9,722.76
SCARPELLI, VICTORIA	200-Teacher	\$52,164.06	1.00	0	12	\$0.00	\$0.00	\$4,073.01	\$27.00
SCHAAF, NILE	200-Teacher	\$64,782.90	1.00	0	12	\$0.00	\$0.00	\$5,050.75	\$12,624.12

Name	Position	Base Salary	FTE	Vacation Days	Sick Days	Bonuses	Annuities	Retirement Enhancements	Other Benefits
SCHAAL, JASON	124-Dean of Students Admin (admin endorsement held)	\$82,868.05	1.00	0	12	\$0.00	\$0.00	\$8,872.24	\$31,580.49
SCHAEFER, RACHAEL	200-Teacher	\$64,782.90	1.00	0	12	\$0.00	\$0.00	\$5,050.75	\$27.00
SCHAFFER, JESSICA	200-Teacher	\$14,414.92	0.20	0	0	\$0.00	\$0.00	\$0.00	\$0.00
SCHAFFER, JESSICA	201-Reading Teacher	\$57,659.16	0.80	0	12	\$0.00	\$0.00	\$5,619.00	\$27.00
SCHAMROWSKI, ZACKERY	200-Teacher	\$59,917.00	1.00	0	12	\$0.00	\$0.00	\$4,671.25	\$8,187.00
SCHARLAU, WADE	200-Teacher	\$80,551.90	1.00	0	12	\$0.00	\$0.00	\$6,280.00	\$18,061.56
SCHECHTEL, MEGAN	200-Teacher	\$63,510.98	1.00	0	12	\$0.00	\$0.00	\$4,951.50	\$10,935.24
SCHEFFLER, MEGHAN	200-Teacher	\$79,608.88	1.00	0	12	\$0.00	\$0.00	\$6,206.50	\$11,086.20
SCHEURICH, MARK	250-Special Education Teacher	\$85,484.10	1.00	0	12	\$0.00	\$0.00	\$6,664.50	\$18,061.56
SCHLENDER, JACKLYN	200-Teacher	\$50,157.12	1.00	0	12	\$0.00	\$0.00	\$3,910.25	\$22.68
SCHLICKER, BROOKE	200-Teacher	\$46,680.00	1.00	27	5	\$0.00	\$0.00	\$933.00	\$7,200.00
SCHLIMGEN, BETSY	200-Teacher	\$73,543.86	1.00	0	12	\$0.00	\$0.00	\$5,733.75	\$18,601.08
SCHLOSS, ANDREA	250-Special Education Teacher	\$87,864.14	1.00	0	12	\$0.00	\$0.00	\$6,850.00	\$18,061.56
SCHMIDT, CHRISTY	610-Resource Teacher Elementary	\$89,756.94	1.00	0	12	\$0.00	\$0.00	\$6,997.75	\$18,061.56
SCHMIDT, PATRICIA	107-General Administrator or General Supervisor	\$150,686.85	1.00	25	12	\$0.00	\$0.00	\$16,004.77	\$23,055.01
SCHMIDT, SHERRIE	107-General Administrator or General Supervisor	\$143,414.18	1.00	25	12	\$3,475.08	\$0.00	\$15,584.31	\$18,830.63
SCHOLTEN STORRIE, KIMBERLY	611-Resource Teacher Other	\$68,747.90	1.00	0	12	\$0.00	\$0.00	\$5,359.75	\$18,248.28
SCHOUREK, KIRK	250-Special Education Teacher	\$58,765.98	1.00	0	12	\$0.00	\$0.00	\$4,581.50	\$18,599.88
SCHROEDER, VICKY	200-Teacher	\$82,794.92	1.00	0	12	\$0.00	\$0.00	\$6,455.00	\$25,990.68
SCHUBERT, KRISTIN	250-Special Education Teacher	\$59,940.92	1.00	0	12	\$0.00	\$0.00	\$4,673.25	\$9,879.96
SCHUETZ, KAITLYN	200-Teacher	\$53,205.88	1.00	0	12	\$0.00	\$0.00	\$4,154.38	\$9,879.96
SCHULTZ, TIMOTHY	200-Teacher	\$53,226.94	1.00	0	12	\$0.00	\$0.00	\$4,149.75	\$11,086.20
SCHUTZENHOFER, JACKSON	200-Teacher	\$24,586.49	0.50	0	6	\$0.00	\$0.00	\$1,993.46	\$15.12
SCHWAB, KATLYN	200-Teacher	\$57,613.92	1.00	0	12	\$0.00	\$0.00	\$4,491.75	\$27.00
SCHWARTZ, ROSE	200-Teacher	\$76,874.72	1.00	0	12	\$0.00	\$0.00	\$5,993.25	\$374.04
SCHWARZ, MELISSA	200-Teacher	\$49,173.02	1.00	0	12	\$0.00	\$0.00	\$3,833.75	\$9,729.00
SCIMECA, STEPHANIE	200-Teacher	\$56,293.50	0.99	0	12	\$0.00	\$0.00	\$4,564.25	\$19,632.68
SCOTT, DANA	200-Teacher	\$46,680.00	1.00	27	5	\$0.00	\$0.00	\$646.00	\$7,200.00
SEABORN, LINDSEY	200-Teacher	\$16,589.18	0.34	0	5	\$0.00	\$0.00	\$1,345.10	\$10,131.42
SEAGREN, KIMBERLY	200-Teacher	\$65,380.11	1.00	0	12	\$0.00	\$0.00	\$5,106.96	\$14,498.84
SEBEK, AMANDA	104-Assistant Principal	\$78,211.42	0.78	0	11	\$0.00	\$0.00	\$8,341.62	\$147.20
SEEGER, SARA	250-Special Education Teacher	\$98,950.02	1.00	0	12	\$0.00	\$0.00	\$7,726.36	\$25,990.68
SEGURA, STEPHANIE	200-Teacher	\$59,849.92	1.00	0	12	\$0.00	\$0.00	\$4,666.00	\$7,340.52
SEIFERT, SHERI	200-Teacher	\$55,292.12	1.00	0	12	\$0.00	\$0.00	\$4,310.75	\$11,086.20
SEKLECKI, KELLY	200-Teacher	\$72,101.90	1.00	0	12	\$0.00	\$0.00	\$5,633.97	\$11,006.76
SENIOR, KATHRYN	200-Teacher	\$55,755.96	0.97	0	12	\$0.00	\$0.00	\$4,484.75	\$11,086.20
SERRITELLA, VINCENT	200-Teacher	\$89,619.92	1.00	0	12	\$0.00	\$0.00	\$6,987.00	\$294.60
SHANNON, KAYLENE	250-Special Education Teacher	\$62,095.04	1.00	0	12	\$0.00	\$0.00	\$4,840.63	\$18,599.88

Name	Position	Base Salary	FTE	Vacation Days	Sick Days	Bonuses	Annuities	Retirement Enhancements	Other Benefits
SHEFCIK, VANESSA	202-Bilingual Education Teacher	\$64,098.06	1.00	0	12	\$0.00	\$0.00	\$4,997.25	\$17,745.00
SHEYKER, MARY	200-Teacher	\$64,098.06	1.00	0	12	\$0.00	\$0.00	\$4,997.25	\$21,057.00
SIBIGTROTH, JESSICA	104-Assistant Principal	\$98,640.10	1.00	25	12	\$0.00	\$0.00	\$10,522.50	\$8,665.15
SIDLIN, EIKO	610-Resource Teacher Elementary	\$94,072.42	0.99	0	12	\$0.00	\$0.00	\$7,342.35	\$7,334.04
SIDLO, PAIGE	610-Resource Teacher Elementary	\$62,843.04	1.00	0	12	\$0.00	\$0.00	\$4,899.50	\$18,248.28
SIEBOLD, MARTYNA	200-Teacher	\$56,242.18	1.00	0	12	\$0.00	\$0.00	\$4,384.19	\$27.00
SIECZKOWSKI, JOSEPH	107-General Administrator or General Supervisor	\$128,279.06	1.00	25	12	\$0.00	\$0.00	\$13,623.00	\$31,937.76
SIEKER, JOHN	200-Teacher	\$93,135.91	1.00	0	12	\$0.00	\$0.00	\$7,277.45	\$11,086.20
SIELIG, LYNNAE	200-Teacher	\$71,527.04	1.00	0	12	\$0.00	\$0.00	\$5,576.50	\$974.52
SIMPSON, JAY	200-Teacher	\$68,747.90	1.00	0	12	\$0.00	\$0.00	\$5,359.75	\$7,334.04
SINGER, ABIGAIL	200-Teacher	\$46,680.00	1.00	27	5	\$0.00	\$0.00	\$933.00	\$7,200.00
SIPIORSKI, NICOLASA	203-English as a Second Language Teacher	\$54,270.05	1.00	0	12	\$0.00	\$0.00	\$4,237.51	\$13,222.44
SITKIE, JEANNE	200-Teacher	\$81,296.02	1.00	0	12	\$0.00	\$0.00	\$6,338.00	\$27.00
SITKIE, THOMAS	200-Teacher	\$109,122.00	1.00	0	12	\$0.00	\$0.00	\$8,507.50	\$1,133.40
SITKO, SARAH	200-Teacher	\$69,300.94	1.00	0	12	\$0.00	\$0.00	\$5,415.00	\$7,261.08
SITTER, MICHAEL	104-Assistant Principal	\$112,629.14	1.00	25	12	\$0.00	\$0.00	\$11,986.00	\$212.17
SITTON, KRAIG	200-Teacher	\$48,632.66	0.99	0	12	\$0.00	\$0.00	\$3,789.93	\$25,803.96
SKERKE, ELIZABETH	200-Teacher	\$52,435.00	1.00	27	5	\$0.00	\$0.00	\$0.00	\$7,200.00
SKIDMORE, MATTHEW	200-Teacher	\$100,965.02	1.00	0	12	\$0.00	\$0.00	\$7,871.50	\$366.12
SKILLMAN, ROBERT	200-Teacher	\$116,524.46	1.00	0	12	\$0.00	\$0.00	\$9,084.50	\$20.52
SKOLAR, KRISTEN	153-Special Education Supervisor	\$108,905.94	1.00	25	12	\$0.00	\$0.00	\$11,596.25	\$24,318.45
SKRABACZFUCHS, SARAH	200-Teacher	\$86,140.08	1.00	0	12	\$0.00	\$0.00	\$6,715.75	\$1,133.40
SKY, CHALSEE	200-Teacher	\$46,680.00	1.00	27	5	\$0.00	\$0.00	\$933.00	\$7,200.00
SLOVACEK, SANDRA	250-Special Education Teacher	\$62,363.08	1.00	0	12	\$0.00	\$0.00	\$4,862.00	\$7,183.32
SMEELE, BRADLEY	200-Teacher	\$56,485.00	1.00	0	12	\$0.00	\$0.00	\$4,403.75	\$7,261.08
SMETAK, MARTIN	250-Special Education Teacher	\$55,377.14	1.00	0	12	\$0.00	\$0.00	\$4,317.25	\$16,804.84
SMILEY, AMANDA	250-Special Education Teacher	\$60,143.07	1.00	0	12	\$0.00	\$0.00	\$4,693.45	\$7,340.52
SMITH, ALISON	250-Special Education Teacher	\$64,098.06	1.00	0	12	\$0.00	\$0.00	\$4,997.25	\$9,729.00
SMITH, DANIELLE	200-Teacher	\$50,157.12	1.00	0	12	\$0.00	\$0.00	\$3,910.25	\$7,235.16
SMITH, DUSTIN	200-Teacher	\$58,963.97	1.00	0	12	\$0.00	\$0.00	\$4,601.36	\$27.00
SMITH, JASON	124-Dean of Students Admin (admin endorsement held)	\$99,036.10	1.00	0	12	\$0.00	\$0.00	\$10,563.72	\$31,433.51
SMITH, MARTINA	101-Assistant/Associate District Superintendent	\$185,572.92	1.00	25	12	\$0.00	\$0.00	\$19,616.50	\$12,416.05
SMITH, MATTHEW	200-Teacher	\$89,619.92	1.00	0	12	\$0.00	\$0.00	\$6,987.00	\$27.00
SMITH, PATRICK	200-Teacher	\$77,355.98	1.00	0	12	\$0.00	\$0.00	\$6,037.90	\$18,248.28
SMITH, STACY	200-Teacher	\$65,380.12	1.00	0	12	\$0.00	\$0.00	\$5,097.25	\$18,248.28
SOLESKY, MORGAN	200-Teacher	\$46,680.00	1.00	27	5	\$0.00	\$0.00	\$125.00	\$7,200.00
SOLIE, MEGAN	200-Teacher	\$27,104.05	0.50	0	6	\$0.00	\$0.00	\$2,197.64	\$6,466.32
SORG, BETHANY	250-Special Education Teacher	\$73,515.00	1.00	0	12	\$0.00	\$0.00	\$5,740.29	\$18,413.16

Name	Position	Base Salary	FTE	Vacation Days	Sick Days	Bonuses	Annuities	Retirement Enhancements	Other Benefits
SOWADSKI, JULIE	200-Teacher	\$77,423.06	1.00	0	12	\$0.00	\$0.00	\$6,036.00	\$18,061.56
SPALDING, MATTHEW	200-Teacher	\$56,397.12	1.00	0	12	\$0.00	\$0.00	\$4,396.75	\$9,758.20
SPENA, KIMBERLY	250-Special Education Teacher	\$45,888.36	0.72	0	9	\$0.00	\$0.00	\$3,720.75	\$9,171.40
SPINA, ANDREA	200-Teacher	\$63,510.98	1.00	0	12	\$0.00	\$0.00	\$4,951.50	\$22,961.64
SPINDLER, SARAH	610-Resource Teacher Elementary	\$69,381.00	1.00	0	12	\$0.00	\$0.00	\$5,409.00	\$1,133.40
SPIRO, KELLEY	200-Teacher	\$70,689.06	1.00	0	12	\$0.00	\$0.00	\$5,511.00	\$1,133.40
SPOERLEIN, MICHELE	250-Special Education Teacher	\$73,042.06	1.00	0	12	\$0.00	\$0.00	\$5,694.50	\$1,071.16
SPOONER, KYM	200-Teacher	\$55,292.12	1.00	0	12	\$0.00	\$0.00	\$4,310.75	\$12,456.36
SPRIGINGS, LORA	200-Teacher	\$65,018.46	1.00	0	12	\$0.00	\$0.00	\$5,069.00	\$18,928.68
SPRINGBORN, ANGELA	610-Resource Teacher Elementary	\$91,413.14	1.00	0	12	\$0.00	\$0.00	\$7,126.75	\$7,941.00
SPROUSE, NICOLE	250-Special Education Teacher	\$54,207.92	1.00	0	12	\$0.00	\$0.00	\$4,226.25	\$3,050.46
STACHOWIAK, KATHRYN	104-Assistant Principal	\$86,431.95	0.85	0	12	\$0.00	\$0.00	\$9,223.73	\$12,173.21
STACHOWICZ, KATHRYN	200-Teacher	\$72,959.12	1.00	0	12	\$0.00	\$0.00	\$5,688.00	\$27.00
STAFFORD, LISA	610-Resource Teacher Elementary	\$65,099.45	1.00	0	12	\$0.00	\$0.00	\$5,080.32	\$7,841.64
STAKAUSKAITE, SAULE	604-Resource Teacher English/Language Arts	\$42,148.26	0.86	0	11	\$0.00	\$0.00	\$3,417.52	\$24.84
STAM, AMANDA	200-Teacher	\$64,782.90	1.00	0	12	\$0.00	\$0.00	\$5,050.75	\$10,567.80
STANCZAK, KERRIE	153-Special Education Supervisor	\$104,676.00	1.00	25	12	\$0.00	\$0.00	\$11,153.75	\$22,792.34
STANLEY, KATELYN	200-Teacher	\$62,843.03	1.00	0	12	\$0.00	\$0.00	\$4,908.83	\$11,006.76
STANTON, STEPHANIE	250-Special Education Teacher	\$68,747.90	1.00	0	12	\$0.00	\$0.00	\$5,359.75	\$18,248.28
STARK, AMANDA	200-Teacher	\$59,356.65	0.99	0	12	\$0.00	\$0.00	\$4,626.01	\$11,059.72
STEC, ALISON	200-Teacher	\$58,676.02	1.00	0	12	\$0.00	\$0.00	\$4,574.50	\$18,248.28
STEGGE, KIMBERLY	611-Resource Teacher Other	\$63,584.04	1.00	0	12	\$0.00	\$0.00	\$4,957.25	\$946.68
STEIN, BRITTA	200-Teacher	\$82,825.08	1.00	0	12	\$0.00	\$0.00	\$6,457.25	\$185.88
STEINHAUS, MICHAEL	200-Teacher	\$70,769.14	1.00	0	12	\$0.00	\$0.00	\$5,517.25	\$18,186.04
STEPHENS, CLAIRE	200-Teacher	\$31,205.81	0.63	0	8	\$0.00	\$0.00	\$2,530.23	\$20.52
STEPHENSON, DEBORAH	200-Teacher	\$109,249.14	1.00	0	12	\$0.00	\$0.00	\$8,517.25	\$502.88
STEPHENSON, TERIE	200-Teacher	\$73,042.06	1.00	0	12	\$0.00	\$0.00	\$5,694.50	\$27.00
STEVENSON, BREANNA	250-Special Education Teacher	\$64,782.90	1.00	0	12	\$0.00	\$0.00	\$5,050.75	\$18,032.44
STILWELL, DENISE	200-Teacher	\$112,040.50	1.00	0	12	\$0.00	\$0.00	\$8,735.00	\$1,133.40
STINGER, DENISE	200-Teacher	\$91,550.94	1.00	0	12	\$0.00	\$0.00	\$7,137.50	\$9,722.76
STOBBE, JASON	200-Teacher	\$97,045.00	1.00	0	12	\$0.00	\$0.00	\$7,565.75	\$25,990.68
STOBER, JENNA	200-Teacher	\$62,266.10	1.00	0	12	\$0.00	\$0.00	\$4,854.50	\$25,990.68
STONE, REBECCA	611-Resource Teacher Other	\$32,045.00	0.98	0	0	\$0.00	\$0.00	\$560.76	\$7,200.00
STORER, MICHAEL	200-Teacher	\$93,275.00	1.00	0	12	\$0.00	\$0.00	\$7,272.00	\$9,837.64
STOUFFER, JACOB	200-Teacher	\$67,401.10	1.00	0	12	\$0.00	\$0.00	\$5,254.75	\$9,879.96
STOUT, DEBORAH	104-Assistant Principal	\$136,138.08	1.00	25	12	\$0.00	\$0.00	\$14,445.00	\$24,284.73
STOVER, ALVINA	200-Teacher	\$68,020.94	1.00	0	12	\$0.00	\$0.00	\$5,303.00	\$18,248.28
STRAUS, ROBERT	200-Teacher	\$64,782.90	1.00	0	12	\$0.00	\$0.00	\$5,050.75	\$11,086.20

Name	Position	Base Salary	FTE	Vacation Days	Sick Days	Bonuses	Annuities	Retirement Enhancements	Other Benefits
STRECKERT, TAMMY	200-Teacher	\$69,381.00	1.00	0	12	\$0.00	\$0.00	\$5,409.00	\$12,725.64
STREETER, KATHERINE	200-Teacher	\$62,363.08	1.00	0	12	\$0.00	\$0.00	\$4,862.00	\$12,183.54
STRICKER, SALLY	250-Special Education Teacher	\$100,929.92	1.00	0	12	\$0.00	\$0.00	\$7,868.75	\$18,186.04
STROMBERG, ADAM	200-Teacher	\$68,020.93	1.00	0	12	\$0.00	\$0.00	\$5,313.11	\$25,928.44
STUART, SARAH	200-Teacher	\$81,296.02	1.00	0	12	\$0.00	\$0.00	\$6,338.00	\$7,261.08
STUKENBERG, STEVEN	200-Teacher	\$113,530.04	1.00	0	12	\$0.00	\$0.00	\$8,851.00	\$16,680.36
STURWOLD, LAUREN	203-English as a Second Language Teacher	\$54,207.92	1.00	0	12	\$0.00	\$0.00	\$4,226.25	\$27.00
SUAREZ, AMANDA	250-Special Education Teacher	\$70,125.12	1.00	0	12	\$0.00	\$0.00	\$5,467.25	\$946.68
SUAREZRUIZ, VIRIDIANA	200-Teacher	\$52,847.01	0.97	0	12	\$0.00	\$0.00	\$4,202.10	\$7,261.08
SUESS, LAURA	200-Teacher	\$66,688.18	1.00	0	12	\$0.00	\$0.00	\$5,199.25	\$7,569.80
SULLIVAN, SUSAN	200-Teacher	\$97,251.44	1.00	0	12	\$0.00	\$0.00	\$7,582.00	\$18,061.56
SUPPLE, KEVIN	200-Teacher	\$57,526.04	1.00	0	12	\$0.00	\$0.00	\$4,484.75	\$21,691.94
SWADER, BARBARA	200-Teacher	\$56,462.12	1.00	0	12	\$0.00	\$0.00	\$4,402.00	\$7,261.08
SWANSON, BRITTANY	200-Teacher	\$73,515.00	1.00	0	12	\$0.00	\$0.00	\$5,731.50	\$18,248.28
SWANSON, KENDALL	200-Teacher	\$54,291.90	1.00	0	12	\$0.00	\$0.00	\$4,232.75	\$9,879.96
SWEENEY, ROBERT	200-Teacher	\$116,968.02	1.00	0	12	\$0.00	\$0.00	\$9,119.00	\$946.68
SWIECH, OLIVIA	203-English as a Second Language Teacher	\$49,173.02	1.00	0	12	\$0.00	\$0.00	\$3,833.75	\$27.00
SWINEFORD, ALLYSON	200-Teacher	\$52,183.04	1.00	0	12	\$0.00	\$0.00	\$4,068.25	\$27.00
SZABO, CRYSTAL	200-Teacher	\$79,578.98	1.00	0	12	\$0.00	\$0.00	\$6,204.25	\$10,988.20
SZALKOWSKI, RAVEN	606-Resource Teacher Math	\$62,402.33	0.99	0	12	\$0.00	\$0.00	\$4,864.03	\$339.60
SZYMANSKI, SARAH	200-Teacher	\$62,843.02	1.00	0	12	\$0.00	\$0.00	\$4,908.82	\$11,086.20
SZYMCZAK, JAMES	124-Dean of Students Admin (admin endorsement held)	\$138,631.75	1.00	25	12	\$1,789.68	\$0.00	\$15,480.70	\$24,296.18
SZYMONIK, MORGAN	200-Teacher	\$93,243.02	1.00	0	12	\$0.00	\$0.00	\$7,269.50	\$27.00
TAEGE, BRIAN	200-Teacher	\$78,016.90	1.00	0	12	\$0.00	\$0.00	\$6,082.50	\$9,800.52
TAETS, KELSEY	200-Teacher	\$50,157.12	1.00	0	12	\$0.00	\$0.00	\$3,910.25	\$20.52
TAMILLO, ERIN	250-Special Education Teacher	\$72,959.12	1.00	0	12	\$0.00	\$0.00	\$5,688.00	\$366.12
TAMMS, DOUGLAS	200-Teacher	\$57,590.00	1.00	0	12	\$0.00	\$0.00	\$4,489.75	\$18,413.16
TARULLO, JESSICA	200-Teacher	\$50,157.12	1.00	0	12	\$0.00	\$0.00	\$3,910.25	\$22,774.92
TAXON, ALEXANDRIA	200-Teacher	\$49,173.02	1.00	0	12	\$0.00	\$0.00	\$3,833.75	\$13,035.72
TAYLOR, ELIZABETH	200-Teacher	\$70,689.06	1.00	0	12	\$0.00	\$0.00	\$5,511.00	\$25,990.70
TAYLOR, KRISTA	200-Teacher	\$52,183.04	1.00	0	12	\$0.00	\$0.00	\$4,068.25	\$22,961.64
TENNYSON, SARAH	200-Teacher	\$74,986.08	1.00	0	12	\$0.00	\$0.00	\$5,846.00	\$25,928.44
TESTONE, CHRISTOPHER	103-Principal	\$158,005.12	1.00	25	12	\$0.00	\$0.00	\$16,732.50	\$31,540.28
THALHAMMER, MANDY	200-Teacher	\$118,116.96	1.00	0	12	\$0.00	\$0.00	\$9,208.75	\$26,133.00
THIESSE, LAURA	250-Special Education Teacher	\$58,676.02	1.00	0	12	\$0.00	\$0.00	\$4,574.50	\$27.00
THOMAS, LINDSEY	200-Teacher	\$82,922.06	1.00	0	12	\$0.00	\$0.00	\$6,464.75	\$12,437.40
THOMAS, SARAH	200-Teacher	\$74,986.08	1.00	0	12	\$0.00	\$0.00	\$5,846.00	\$445.56
THOMPSON, ALAN	200-Teacher	\$97,153.94	1.00	0	12	\$0.00	\$0.00	\$7,588.68	\$27.00

Name	Position	Base Salary	FTE	Vacation Days	Sick Days	Bonuses	Annuities	Retirement Enhancements	Other Benefits
THOMPSON, MAGDALENA	200-Teacher	\$51,159.94	1.00	0	12	\$0.00	\$0.00	\$3,988.50	\$27.00
THOMPSON, RYAN	250-Special Education Teacher	\$50,157.12	1.00	0	12	\$0.00	\$0.00	\$3,910.25	\$27.00
THOMPSON, TRACY	200-Teacher	\$109,248.88	1.00	0	12	\$0.00	\$0.00	\$8,517.25	\$18,390.60
THOMPSONJR, JAMES	200-Teacher	\$73,042.06	1.00	0	12	\$0.00	\$0.00	\$5,694.50	\$9,879.96
THOMSON, BETH	200-Teacher	\$58,739.98	1.00	0	12	\$0.00	\$0.00	\$4,579.50	\$13,228.92
THOREN, STEPHANIE	200-Teacher	\$73,544.12	1.00	0	12	\$0.00	\$0.00	\$5,733.75	\$18,248.28
THORNE, COURTNEY	200-Teacher	\$57,526.04	1.00	0	12	\$0.00	\$0.00	\$4,494.91	\$25,990.68
THYFAULT, JACLYN	200-Teacher	\$64,782.90	1.00	0	12	\$0.00	\$0.00	\$5,050.75	\$11,086.20
TIBBOTT, ELEANOR	610-Resource Teacher Elementary	\$52,183.04	1.00	0	12	\$0.00	\$0.00	\$4,068.25	\$2,592.92
TIERI, CHERIE	250-Special Education Teacher	\$84,451.12	1.00	0	12	\$0.00	\$0.00	\$6,584.00	\$12,624.12
TIMM, PHILLIP	200-Teacher	\$107,144.96	1.00	0	12	\$0.00	\$0.00	\$8,353.25	\$11,219.16
TODD, CAITLIN	200-Teacher	\$69,300.92	1.00	0	12	\$0.00	\$0.00	\$5,402.75	\$27.00
TODD, MATTHEW	250-Special Education Teacher	\$65,380.12	1.00	0	12	\$0.00	\$0.00	\$5,097.25	\$946.68
TOKARZ, FELICIA	610-Resource Teacher Elementary	\$72,102.03	1.00	0	12	\$0.00	\$0.00	\$5,625.66	\$912.28
TOMPKINS, LIANNE	200-Teacher	\$95,623.84	1.00	0	12	\$0.00	\$0.00	\$7,455.00	\$7,340.52
TOOMIRE, KATHERINE	200-Teacher	\$50,157.12	1.00	0	12	\$0.00	\$0.00	\$3,910.25	\$27.00
TORREY, EMILY	200-Teacher	\$51,140.96	1.00	0	12	\$0.00	\$0.00	\$3,993.15	\$7,183.32
TOSBY, LUCY	202-Bilingual Education Teacher	\$81,201.12	1.00	0	12	\$0.00	\$0.00	\$6,330.75	\$18,248.28
TOULON, ALEXANDER	200-Teacher	\$61,115.08	1.00	0	12	\$0.00	\$0.00	\$4,764.75	\$7,183.32
TRAC, KATHRYN	250-Special Education Teacher	\$62,363.08	1.00	0	12	\$0.00	\$0.00	\$4,862.00	\$27.00
TREGLER, ERIN	200-Teacher	\$66,076.92	1.00	0	12	\$0.00	\$0.00	\$5,151.50	\$11,006.76
TROY, JENNIFER	200-Teacher	\$87,894.04	1.00	0	12	\$0.00	\$0.00	\$6,852.50	\$18,249.83
TRUESDELL, ERIN	200-Teacher	\$75,905.96	1.00	0	12	\$0.00	\$0.00	\$5,917.75	\$946.68
TSOUKALAS, MARIA	250-Special Education Teacher	\$31,273.80	0.58	0	12	\$0.00	\$0.00	\$4,226.25	\$27.00
TSOUKALAS, MARIA	250-Special Education Teacher	\$22,934.12	0.42	0	0	\$0.00	\$0.00	\$0.00	\$0.00
TSUKIDA, YUTO	200-Teacher	\$54,291.90	1.00	0	12	\$0.00	\$0.00	\$4,232.75	\$445.56
TURNER, JESSICA	604-Resource Teacher English/Language Arts	\$49,173.02	1.00	0	12	\$0.00	\$0.00	\$3,833.75	\$7,159.48
TUSHINSKI, NINA	200-Teacher	\$54,270.06	1.00	0	12	\$0.00	\$0.00	\$4,231.00	\$12,624.12
TUTTLE, THERESA	200-Teacher	\$79,703.00	1.00	0	12	\$0.00	\$0.00	\$6,213.75	\$946.68
TYRAKOWSKI, DELANEY	200-Teacher	\$51,159.94	1.00	0	12	\$0.00	\$0.00	\$3,988.50	\$27.00
UEHLEIN, KELLY	202-Bilingual Education Teacher	\$102,983.92	1.00	0	12	\$0.00	\$0.00	\$8,047.17	\$8,028.36
ULLRICH, DANA	200-Teacher	\$73,515.00	1.00	0	12	\$0.00	\$0.00	\$5,731.50	\$27.00
UNDERHILL, MARY	200-Teacher	\$111,836.66	1.00	0	12	\$0.00	\$0.00	\$8,719.00	\$1,269.24
UNDERWOOD, ROBERT	200-Teacher	\$49,173.02	1.00	0	12	\$0.00	\$0.00	\$3,833.75	\$10,935.24
UNGER, ROSEMARY	610-Resource Teacher Elementary	\$69,381.00	1.00	0	12	\$0.00	\$0.00	\$5,409.00	\$25,803.96
UNRUH, BRETT	200-Teacher	\$94,996.98	1.00	0	12	\$0.00	\$0.00	\$7,406.25	\$946.68
UNTERBERGER, BRADLEY	200-Teacher	\$58,739.98	1.00	0	12	\$0.00	\$0.00	\$4,586.54	\$11,006.76
UPSHAW, LONNIE	250-Special Education Teacher	\$63,510.98	1.00	0	12	\$0.00	\$0.00	\$4,951.50	\$7,183.32

Name	Position	Base Salary	FTE	Vacation Days	Sick Days	Bonuses	Annuities	Retirement Enhancements	Other Benefits
VALENTI, REBECCA	250-Special Education Teacher	\$24,316.31	0.49	0	6	\$0.00	\$0.00	\$1,971.56	\$6,378.26
VALLE, CAMILLO	200-Teacher	\$74,416.94	1.00	0	12	\$0.00	\$0.00	\$5,801.75	\$18,928.68
VALLEY, JORDAN	200-Teacher	\$49,968.00	1.00	27	5	\$0.00	\$0.00	\$999.00	\$7,200.00
VAN DYKE, JESSICA	200-Teacher	\$46,680.00	1.00	27	5	\$0.00	\$0.00	\$933.00	\$7,200.00
VAN HOOSE, TINA	200-Teacher	\$49,968.00	1.00	27	5	\$0.00	\$0.00	\$999.00	\$7,200.00
VANDERGRIFT, BRITTANY	200-Teacher	\$49,173.02	1.00	0	12	\$0.00	\$0.00	\$3,833.75	\$10,980.84
VANDERKOLK, GRAZIA	200-Teacher	\$78,047.06	1.00	0	12	\$0.00	\$0.00	\$6,084.75	\$946.68
VANDEVOORD, KARA	200-Teacher	\$54,291.51	1.00	0	12	\$0.00	\$0.00	\$4,236.07	\$11,086.20
VANHORN, JAIME	200-Teacher	\$60,280.62	0.60	0	12	\$0.00	\$0.00	\$7,846.27	\$25,928.44
VANKO, MELANIE	200-Teacher	\$62,266.10	1.00	0	12	\$0.00	\$0.00	\$4,854.50	\$27.00
VANPUYENBROECK, EMILY	200-Teacher	\$62,363.08	1.00	0	12	\$0.00	\$0.00	\$4,862.00	\$17,745.00
VANZANDT, KATHLEEN	250-Special Education Teacher	\$63,584.04	1.00	0	12	\$0.00	\$0.00	\$4,957.25	\$18,061.56
VARGAS, GRACE	202-Bilingual Education Teacher	\$50,157.12	1.00	0	12	\$0.00	\$0.00	\$3,910.25	\$9,800.52
VARGAS, REYNALDO	200-Teacher	\$87,193.08	1.00	0	12	\$0.00	\$0.00	\$6,797.75	\$12,437.40
VARNEY, JENNIFER	200-Teacher	\$49,173.02	1.00	0	12	\$0.00	\$0.00	\$3,833.75	\$27.00
VAZGUERRERO, ANA	202-Bilingual Education Teacher	\$57,526.04	1.00	0	12	\$0.00	\$0.00	\$4,484.75	\$27.00
VAZIRI, BARZEEN	124-Dean of Students Admin (admin endorsement held)	\$84,524.94	1.00	0	12	\$0.00	\$0.00	\$9,045.55	\$22,285.34
VAZQUEZ, MICHELLE	200-Teacher	\$59,849.92	1.00	0	12	\$0.00	\$0.00	\$4,666.00	\$25,803.96
VELASCOALVO, TAMARA	202-Bilingual Education Teacher	\$52,183.04	1.00	0	12	\$0.00	\$0.00	\$4,068.25	\$294.60
VELAZQUEZ, HEATHER	250-Special Education Teacher	\$87,116.51	1.00	0	12	\$0.00	\$0.00	\$6,799.66	\$18,248.28
VELAZQUEZ, PRISCILA	202-Bilingual Education Teacher	\$49,173.02	1.00	0	12	\$0.00	\$0.00	\$3,833.75	\$20.52
VENEGAS, NOEMI	202-Bilingual Education Teacher	\$52,183.04	1.00	0	12	\$0.00	\$0.00	\$4,068.25	\$9,763.48
VENETOS, ANGELIKI	200-Teacher	\$50,157.12	1.00	0	12	\$0.00	\$0.00	\$3,910.25	\$27.00
VERGARA, JENNIFER	200-Teacher	\$6,754.53	0.14	0	12	\$0.00	\$0.00	\$0.00	\$0.00
VEUGELER, HANNAH	200-Teacher	\$58,739.98	1.00	0	12	\$0.00	\$0.00	\$4,579.50	\$640.12
VICTOR, CHRISTINA	203-English as a Second Language Teacher	\$69,300.93	1.00	0	12	\$0.00	\$0.00	\$5,414.99	\$7,966.12
VICTOR, DAVID	200-Teacher	\$59,940.40	1.00	0	12	\$0.00	\$0.00	\$4,673.00	\$16,680.36
VIDAL, KATIE	200-Teacher	\$81,170.96	1.00	0	12	\$0.00	\$0.00	\$6,328.25	\$18,928.68
VILLA, ALONDRA	202-Bilingual Education Teacher	\$51,159.94	1.00	0	12	\$0.00	\$0.00	\$3,988.50	\$2,643.80
VILLAGOMEZCHAVEZ, JOCELYNE	202-Bilingual Education Teacher	\$51,160.59	1.00	0	12	\$0.00	\$0.00	\$3,991.63	\$7,237.24
VILLAMAR, YASMIN	200-Teacher	\$45,915.55	0.86	0	12	\$0.00	\$0.00	\$3,556.89	\$17,830.00
VILLANUEVASERT, MARTA	202-Bilingual Education Teacher	\$57,590.00	1.00	0	12	\$0.00	\$0.00	\$4,489.75	\$109.72
VITAL, DANIEL	200-Teacher	\$50,157.12	1.00	0	12	\$0.00	\$0.00	\$3,910.25	\$27.00
VITZTHUM, ALONDRA	202-Bilingual Education Teacher	\$22,695.24	0.46	0	12	\$0.00	\$0.00	\$3,833.75	\$7,340.52
VLAHOPOULOS, MARIA	200-Teacher	\$65,307.06	1.00	0	12	\$0.00	\$0.00	\$5,103.03	\$27.00
VODVARKA, JAMIE	200-Teacher	\$63,610.56	1.00	0	12	\$0.00	\$0.00	\$4,963.14	\$18,248.28
VOJIK, GLORIA	200-Teacher	\$62,266.10	1.00	0	12	\$0.00	\$0.00	\$4,854.50	\$10,935.24
VONDRASEK, CYNTHIA	250-Special Education Teacher	\$105,698.84	1.00	0	12	\$0.00	\$0.00	\$8,240.50	\$16,680.36

Name	Position	Base Salary	FTE	Vacation Days	Sick Days	Bonuses	Annuities	Retirement Enhancements	Other Benefits
VOSS, JULIE	250-Special Education Teacher	\$101,478.52	1.00	0	12	\$0.00	\$0.00	\$7,911.50	\$7,340.52
VOSS, ROBERT	200-Teacher	\$67,941.92	1.00	0	12	\$0.00	\$0.00	\$5,308.98	\$27.00
VROMAN, MICHAEL	200-Teacher	\$63,162.02	0.99	0	12	\$0.00	\$0.00	\$4,923.20	\$25,990.68
WAGENAAR, LAUREN	200-Teacher	\$57,590.01	1.00	0	12	\$0.00	\$0.00	\$4,496.66	\$25,253.08
WAGNER, CINDY	200-Teacher	\$50,157.12	1.00	0	12	\$0.00	\$0.00	\$3,910.25	\$9,620.28
WAGNER, DANIEL	200-Teacher	\$81,296.02	1.00	0	12	\$0.00	\$0.00	\$6,338.00	\$366.12
WAGNER, HEIDI	200-Teacher	\$78,139.10	1.00	0	12	\$0.00	\$0.00	\$6,092.00	\$11,086.20
WAGNER, JOSEPH	200-Teacher	\$55,716.44	0.50	0	0	\$0.00	\$0.00	\$0.00	\$0.00
WALKER, THOMAS	200-Teacher	\$23,339.00	0.38	0	0	\$0.00	\$0.00	\$0.00	\$7,200.00
WALL, NICOLE	200-Teacher	\$73,515.00	1.00	0	12	\$0.00	\$0.00	\$5,731.50	\$25,803.96
WALLACE, HEATHER	200-Teacher	\$95,028.96	0.92	0	12	\$0.00	\$0.00	\$8,026.00	\$18,061.56
WALLACE, JENNIFER	610-Resource Teacher Elementary	\$86,140.08	1.00	0	12	\$0.00	\$0.00	\$6,715.75	\$18,061.56
WALLACE, STEVEN	200-Teacher	\$86,140.08	1.00	0	12	\$0.00	\$0.00	\$6,715.75	\$27.00
WALLER, KARI	107-General Administrator or General Supervisor	\$128,279.06	1.00	25	12	\$0.00	\$0.00	\$13,623.00	\$1,262.46
WALSH, PATRICIA	250-Special Education Teacher	\$74,986.08	1.00	0	12	\$0.00	\$0.00	\$5,846.00	\$7,340.52
WALTERS, CARI	200-Teacher	\$74,986.05	1.00	0	12	\$0.00	\$0.00	\$5,855.01	\$27.00
WAPOLE, ERICA	200-Teacher	\$71,462.56	1.00	0	12	\$0.00	\$0.00	\$5,577.87	\$1,133.40
WARD, AMY	200-Teacher	\$62,337.08	1.00	0	12	\$0.00	\$0.00	\$4,860.00	\$18,599.88
WARDLOW, ASHLEY	250-Special Education Teacher	\$52,183.04	1.00	0	12	\$0.00	\$0.00	\$4,068.25	\$18,928.68
WARFEL, AMY	200-Teacher	\$90,714.00	1.00	0	12	\$0.00	\$0.00	\$7,072.25	\$20,829.08
WASHINGTON, RACQUEL	250-Special Education Teacher	\$53,226.94	1.00	0	12	\$0.00	\$0.00	\$4,149.75	\$7,261.08
WASILEWSKI, JAMIE	200-Teacher	\$78,972.92	1.00	0	12	\$0.00	\$0.00	\$6,157.00	\$185.88
WASILEWSKI, KELLY	124-Dean of Students Admin (admin endorsement held)	\$79,650.13	1.00	0	12	\$0.00	\$0.00	\$8,535.59	\$24,355.72
WATSON, YVONNE	200-Teacher	\$97,009.90	1.00	0	12	\$0.00	\$0.00	\$7,563.25	\$12,437.40
WEATHERS, CHRISTINE	200-Teacher	\$62,266.10	1.00	0	12	\$0.00	\$0.00	\$4,854.50	\$11,711.80
WEGER, JONATHAN	200-Teacher	\$66,155.96	1.00	0	12	\$0.00	\$0.00	\$5,169.57	\$1,133.40
WEINANDY, SHELLY	200-Teacher	\$107,688.62	1.00	0	12	\$0.00	\$0.00	\$8,395.75	\$1,275.72
WEINHAMMER, JENNIFER	200-Teacher	\$93,275.00	1.00	0	12	\$0.00	\$0.00	\$7,272.00	\$23,717.96
WELLS, AMY	200-Teacher	\$95,106.96	1.00	0	12	\$0.00	\$0.00	\$7,414.75	\$18,248.28
WELLS, LINDSAY	610-Resource Teacher Elementary	\$69,381.00	1.00	0	12	\$0.00	\$0.00	\$5,409.00	\$344.92
WENC, JENNIFER	200-Teacher	\$50,157.12	1.00	0	12	\$0.00	\$0.00	\$3,910.25	\$10,691.48
WENDT, JESSICA	200-Teacher	\$57,590.01	1.00	0	12	\$0.00	\$0.00	\$4,496.66	\$445.56
WERNER, KARISSA	200-Teacher	\$67,480.14	1.00	0	12	\$0.00	\$0.00	\$5,261.00	\$16,431.72
WESLEY, LISA	250-Special Education Teacher	\$61,309.55	0.98	0	12	\$0.00	\$0.00	\$4,776.69	\$27.00
WESS, COLLEEN	200-Teacher	\$66,688.18	1.00	0	12	\$0.00	\$0.00	\$5,199.25	\$9,800.52
WEST, TAYLOR	200-Teacher	\$24,646.06	0.50	0	12	\$0.00	\$0.00	\$2,069.16	\$3,472.36
WESTERMEIER, LAURA	250-Special Education Teacher	\$87,894.04	1.00	0	12	\$0.00	\$0.00	\$6,852.50	\$12,617.64
WESTMORELAND, ELDEN	250-Special Education Teacher	\$72,074.08	1.00	0	12	\$0.00	\$0.00	\$5,619.00	\$25,831.80

Name	Position	Base Salary	FTE	Vacation Days	Sick Days	Bonuses	Annuities	Retirement Enhancements	Other Benefits
WETZEL, MARK	101-Assistant/Associate District Superintendent	\$143,111.02	1.00	25	12	\$0.00	\$0.00	\$15,174.50	\$31,514.97
WEYERS, MELISSA	200-Teacher	\$97,009.90	1.00	0	12	\$0.00	\$0.00	\$7,563.25	\$12,437.40
WHITAKER, CHRISTINA	250-Special Education Teacher	\$56,397.12	1.00	0	12	\$0.00	\$0.00	\$4,396.75	\$7,340.52
WHITAKER, MELISSA	200-Teacher	\$50,157.12	1.00	0	12	\$0.00	\$0.00	\$3,910.25	\$20.52
WHITE, KATHERINE	200-Teacher	\$97,009.90	1.00	0	12	\$0.00	\$0.00	\$7,563.25	\$7,261.08
WHITE, MEGAN	200-Teacher	\$62,266.10	1.00	0	12	\$0.00	\$0.00	\$4,854.50	\$27.00
WHITE, TODD	200-Teacher	\$109,122.00	1.00	0	12	\$0.00	\$0.00	\$8,507.50	\$18,248.28
WHITEHOUSE, BENJAMIN	200-Teacher	\$89,619.92	1.00	0	12	\$0.00	\$0.00	\$6,987.00	\$1,133.40
WICKER, DONALD	200-Teacher	\$101,079.94	1.00	0	12	\$0.00	\$0.00	\$7,880.50	\$25,990.68
WIGTION, DEREK	202-Bilingual Education Teacher	\$66,614.07	1.00	0	12	\$0.00	\$0.00	\$5,205.26	\$23,409.88
WIGTION, NICOLE	202-Bilingual Education Teacher	\$57,590.00	1.00	0	12	\$0.00	\$0.00	\$4,489.75	\$27.00
WILHITE, AMANDA	200-Teacher	\$46,680.00	1.00	27	5	\$0.00	\$0.00	\$754.00	\$7,200.00
WILKEN, TAMMY	250-Special Education Teacher	\$107,144.96	1.00	0	12	\$0.00	\$0.00	\$8,353.25	\$18,186.04
WILKINSON, STACY	103-Principal	\$128,286.08	1.00	25	12	\$0.00	\$0.00	\$13,623.50	\$23,976.48
WILL, KARIE	200-Teacher	\$95,106.96	1.00	0	12	\$0.00	\$0.00	\$7,414.75	\$1,133.40
WILLARD, KAYLEIGH	200-Teacher	\$49,968.00	1.00	27	5	\$0.00	\$0.00	\$999.00	\$7,200.00
WILLIAMS, CATHERINE	200-Teacher	\$48,896.89	0.94	0	12	\$0.00	\$0.00	\$3,801.84	\$18,413.16
WILLIAMS, KATHLEEN	200-Teacher	\$63,742.90	1.00	0	12	\$0.00	\$0.00	\$4,969.50	\$18,248.28
WILLIAMS, TRACY	200-Teacher	\$112,040.50	1.00	0	12	\$0.00	\$0.00	\$8,735.00	\$25,990.68
WILQUET, CARRIE	250-Special Education Teacher	\$66,802.97	1.00	0	12	\$0.00	\$0.00	\$5,214.19	\$185.88
WILSON, GABRIELA	200-Teacher	\$87,864.14	1.00	0	12	\$0.00	\$0.00	\$6,850.00	\$946.68
WILSON, KERRY	107-General Administrator or General Supervisor	\$75,000.00	0.65	22	10	\$0.00	\$0.00	\$519.00	\$7,200.00
WILSON, MEGHAN	200-Teacher	\$56,461.92	1.00	0	12	\$0.00	\$0.00	\$4,408.75	\$22,837.16
WILSON, SUSAN	250-Special Education Teacher	\$109,122.00	1.00	0	12	\$0.00	\$0.00	\$8,507.50	\$18,475.40
WILTBERGER, ERICA	200-Teacher	\$70,995.24	0.98	0	12	\$0.00	\$0.00	\$5,531.27	\$18,248.28
WINBURN, JODI	200-Teacher	\$89,756.94	1.00	0	12	\$0.00	\$0.00	\$6,997.75	\$25,803.96
WINSAUER, SANDRA	200-Teacher	\$105,005.94	1.00	0	12	\$0.00	\$0.00	\$8,186.50	\$11,086.20
WINTERSTEEN, ELIZABETH	200-Teacher	\$98,950.02	1.00	0	12	\$0.00	\$0.00	\$7,714.50	\$18,413.16
WISHOWSKI WETZEL, KATIE	103-Principal	\$158,005.12	1.00	25	12	\$0.00	\$0.00	\$16,732.50	\$31,716.94
WITHEY, MICHELLE	200-Teacher	\$55,292.12	1.00	0	12	\$0.00	\$0.00	\$4,310.75	\$11,006.76
WOCHNER, CHRISTINA	153-Special Education Supervisor	\$108,905.94	1.00	25	12	\$0.00	\$0.00	\$11,596.25	\$22,245.55
WOLBER, DAWN	202-Bilingual Education Teacher	\$87,864.14	1.00	0	12	\$0.00	\$0.00	\$6,850.00	\$1,133.40
WOLFE, BETH	610-Resource Teacher Elementary	\$51,159.94	1.00	0	12	\$0.00	\$0.00	\$3,988.50	\$14,833.32
WOLLNEY, EILEEN	125-Head of Gen Ed (Depart chair admin endorsement held)	\$80,490.49	0.80	0	12	\$0.00	\$0.00	\$0.00	\$0.00
WOLLNEY, EILEEN	200-Teacher	\$20,122.50	0.20	0	0	\$0.00	\$0.00	\$0.00	\$0.00
WOOD, BETH	200-Teacher	\$95,142.06	1.00	0	12	\$0.00	\$0.00	\$7,417.50	\$1,133.40
WOOD, KATHRYN	610-Resource Teacher Elementary	\$68,827.98	1.00	0	12	\$0.00	\$0.00	\$5,366.00	\$11,006.76
WOOD, ROBERT	200-Teacher	\$53,205.88	1.00	0	12	\$0.00	\$0.00	\$4,148.00	\$27.00

Name	Position	Base Salary	FTE	Vacation Days	Sick Days	Bonuses	Annuities	Retirement Enhancements	Other Benefits
WOODBURY, NICOLE	104-Assistant Principal	\$99,129.91	0.91	12	0	\$0.00	\$0.00	\$10,515.20	\$747.49
WOODS, SUSAN	200-Teacher	\$93,243.02	1.00	0	12	\$0.00	\$0.00	\$7,269.50	\$27.00
WORDEN, LINDSEY	200-Teacher	\$82,825.08	1.00	0	12	\$0.00	\$0.00	\$6,457.25	\$27.00
WORMSLEY, LAURA	250-Special Education Teacher	\$38,381.79	0.55	0	12	\$0.00	\$0.00	\$2,893.10	\$483.68
WORMSLEYIII, JIMMY	250-Special Education Teacher	\$49,173.02	1.00	0	12	\$0.00	\$0.00	\$3,833.75	\$27.00
WOZNIAK, DENNIS	200-Teacher	\$97,009.90	1.00	0	12	\$0.00	\$0.00	\$7,563.25	\$1,133.40
WOZNIAK, KIMBERLY	200-Teacher	\$95,249.96	1.00	0	12	\$0.00	\$0.00	\$7,426.00	\$18,248.28
WRIGHT, JASON	200-Teacher	\$55,356.08	1.00	0	12	\$0.00	\$0.00	\$4,315.75	\$26,523.83
WRIGHT, KELLI	200-Teacher	\$49,004.15	0.84	0	12	\$0.00	\$0.00	\$3,800.66	\$27.00
WRIGHT, KIMBERLY	103-Principal	\$116,191.92	1.00	25	12	\$0.00	\$0.00	\$12,358.50	\$27,881.26
WRIGHT, KYLE	200-Teacher	\$72,074.06	1.00	0	12	\$0.00	\$0.00	\$5,627.65	\$366.12
WURBIA, AUDRA	250-Special Education Teacher	\$56,397.12	1.00	0	12	\$0.00	\$0.00	\$4,396.75	\$22,961.64
YANG, CLAIRE	610-Resource Teacher Elementary	\$80,104.96	1.00	0	12	\$0.00	\$0.00	\$6,245.25	\$17,202.58
YBARRA, LAURA	200-Teacher	\$86,140.08	1.00	0	12	\$0.00	\$0.00	\$6,715.75	\$18,248.28
YONAMINE, SARAH	200-Teacher	\$49,173.02	1.00	0	12	\$0.00	\$0.00	\$3,833.75	\$27.00
YORK, DIANE	200-Teacher	\$107,144.96	1.00	0	12	\$0.00	\$0.00	\$8,353.25	\$13,228.92
YOUKHANA, MICHAEL	200-Teacher	\$74,986.08	1.00	0	12	\$0.00	\$0.00	\$5,846.00	\$18,248.28
YURASEK, AUSTIN	200-Teacher	\$51,159.94	1.00	0	12	\$0.00	\$0.00	\$3,988.50	\$7,183.32
YUVAN, JUDITH	250-Special Education Teacher	\$111,433.14	1.00	0	12	\$0.00	\$0.00	\$8,687.50	\$18,089.40
YUZEITIS, TAMMY	200-Teacher	\$61,115.08	1.00	0	12	\$0.00	\$0.00	\$4,764.75	\$27.00
ZABRAN, JACOB	200-Teacher	\$52,183.04	1.00	0	12	\$0.00	\$0.00	\$4,068.25	\$6,926.07
ZABRATANSKI, LISA	250-Special Education Teacher	\$13,540.62	0.23	0	12	\$0.00	\$0.00	\$914.90	\$3.24
ZAMARRIPA, CARINA	200-Teacher	\$55,292.12	1.00	0	12	\$0.00	\$0.00	\$4,310.75	\$25,803.96
ZANE, SHELBY	200-Teacher	\$73,515.00	1.00	0	12	\$0.00	\$0.00	\$5,731.50	\$366.12
ZARATEJR, HUGO	124-Dean of Students Admin (admin endorsement held)	\$79,650.13	1.00	0	12	\$0.00	\$0.00	\$8,535.59	\$8,740.26
ZASADIL, CAROLINE	200-Teacher	\$56,397.12	1.00	0	12	\$0.00	\$0.00	\$4,396.75	\$7,183.32
ZAVALA, MELISSA	200-Teacher	\$56,485.00	1.00	0	12	\$0.00	\$0.00	\$4,403.75	\$946.68
ZAWILLA, JENNIFER	200-Teacher	\$58,739.98	1.00	0	12	\$0.00	\$0.00	\$4,579.50	\$16,344.36
ZBINDEN, JOSHUA	200-Teacher	\$55,377.14	1.00	0	12	\$0.00	\$0.00	\$4,317.25	\$17,956.04
ZBINDEN, RACHEL	250-Special Education Teacher	\$61,140.04	1.00	0	12	\$0.00	\$0.00	\$4,766.75	\$27.00
ZEGADLOREETER, MARY	200-Teacher	\$58,739.98	1.00	0	12	\$0.00	\$0.00	\$4,579.50	\$11,086.20
ZIELENIEWSKI, CRAIG	107-General Administrator or General Supervisor	\$168,880.66	1.00	25	12	\$0.00	\$0.00	\$17,870.25	\$24,335.55
ZIEMANN, LORI	200-Teacher	\$55,291.86	1.00	0	12	\$0.00	\$0.00	\$4,310.75	\$27.00
ZILLER, ERIN	200-Teacher	\$58,765.98	1.00	0	12	\$0.00	\$0.00	\$4,581.50	\$693.08
ZIMMERMAN, BRIAN	250-Special Education Teacher	\$72,101.90	1.00	0	12	\$0.00	\$0.00	\$5,621.25	\$8,028.36
ZIMMERMAN, GEORGETTE	200-Teacher	\$74,986.08	1.00	0	12	\$0.00	\$0.00	\$5,846.00	\$1,071.16
ZIMMERMAN, LINDSAY	250-Special Education Teacher	\$61,140.04	1.00	0	12	\$0.00	\$0.00	\$4,766.75	\$1,133.40
ZINKUS, PALMIRA	200-Teacher	\$87,410.70	1.00	0	12	\$0.00	\$0.00	\$6,814.75	\$27.00

Name	Position	Base Salary	FTE	Vacation Days	Sick Days	Bonuses	Annuities	Retirement Enhancements	Other Benefits
ZIOLS, JASON	104-Assistant Principal	\$110,419.92	1.00	25	12	\$0.00	\$0.00	\$11,754.75	\$27,712.60
ZOELLNER, KELLY	250-Special Education Teacher	\$100,929.92	1.00	0	12	\$0.00	\$0.00	\$7,868.75	\$18,248.28
ZOLOTAR, NICOLE	200-Teacher	\$82,922.06	1.00	0	12	\$0.00	\$0.00	\$6,464.75	\$753.16
ZUERCHER, ROSITA	202-Bilingual Education Teacher	\$67,480.14	1.00	0	12	\$0.00	\$0.00	\$5,261.00	\$25,005.98
ZYER, JILL	611-Resource Teacher Other	\$79,578.98	1.00	0	12	\$0.00	\$0.00	\$6,204.25	\$3,245.00

Totals

Distinct Employee Count: 1,596	Distinct Positions Count: 1,622	Total Positions Count: 1,622	Vacation Days: 3876	Sick Days: 18782
Base Salary: \$116,161,462.08	Bonuses: \$20,138.76	Annuities: \$0.00	Retirement Enhancements: \$9,284,052.54	Other Benefits: \$16,773,175.66

Community Unit School District 300
Public Act 097-0609
Compensation Package of \$75,000+ for the 2024-2025 School Year
As of 9/5/2024

Employee	Position	Salary with Pension	Health, Dental, Vision, & Life Insurance	Mileage	HRA Deposit	Bonus	Total Compensation Package	Vacation, Flex Days & Hours	Sick & Personal Days/Hours
ABOY, CRISTINA	ELEM KINDERGARTEN DL TEACHER	\$102,462.63	\$7,003.87	\$0.00	\$250.00	\$0.00	\$109,716.50	0	14
ADAMCZYK, LAURA M	CROSS CAT TEACHER	\$65,769.22	\$12,418.37	\$0.00	\$250.00	\$0.00	\$78,437.59	0	14
ADAME, ELIZABETH	BENEFITS COORDINATOR	73,412.00	\$7,771.39	\$0.00	\$250.00	\$0.00	\$81,433.39	15	15
ADAME, SHILOH C	MS LANGUAGE ARTS TEACHER	\$100,452.74	\$17,590.44	\$0.00	\$250.00	\$0.00	\$118,293.18	0	14
ADAMS, BELINDA T	BEHAVIOR DISORDER TEACHER	\$98,995.43	\$19,640.71	\$0.00	\$250.00	\$0.00	\$118,886.14	0	14
ADAMS-WHITSON, VICKI H	CROSS CAT TEACHER	\$72,614.28	\$7,771.39	\$0.00	\$250.00	\$0.00	\$80,635.67	0	14
ADAN VAREA, MARIA A	ELEM THIRD GRADE DL TEACHER	\$78,692.30	\$25.92	\$0.00	\$250.00	\$0.00	\$78,968.22	0	14
ADDANTE, ALEXIS M	SCHOOL COUNSELOR	\$63,798.90	\$11,465.86	\$0.00	\$250.00	\$0.00	\$75,514.76	0	14
ADENEKAN, ADEDAYO	ADMIN ASSIST-TEACHING & LEARN	60,990.48	\$17,590.44	\$0.00	\$0.00	\$0.00	\$78,580.92	20	15
ADKINS, KATHERINE R	SPEECH PATHOLOGIST	\$91,016.48	\$12,182.35	\$0.00	\$250.00	\$0.00	\$103,448.83	0	14
AFONSO CANO, LETICIA	MS ESL TEACHER	\$69,792.30	\$11,394.46	\$0.00	\$250.00	\$0.00	\$81,436.76	0	14
AGARWAL, MEENU	MS ESL TEACHER	\$82,401.09	\$12,722.54	\$0.00	\$250.00	\$0.00	\$95,373.63	0	14
AGNEAU, CARIE L	HS FRENCH TEACHER	\$89,198.89	\$7,003.87	\$0.00	\$250.00	\$0.00	\$96,452.76	0	14
AGNEAU, EMMA G	HS SPANISH TEACHER	\$87,447.24	\$7,003.87	\$0.00	\$250.00	\$0.00	\$94,701.11	0	14
AGENLIAN, JULI A	ELEM THIRD GRADE TEACHER	\$90,982.41	\$26,640.07	\$0.00	\$250.00	\$0.00	\$117,872.48	0	14
AGUINAGA, JANICE R	HS MATH TEACHER	\$96,552.74	\$945.60	\$0.00	\$250.00	\$0.00	\$97,748.34	0	14
AGUIRRE, DEBORAH C	COGNITIVE DISABILITIES TEACHER	\$124,903.29	\$25.92	\$0.00	\$250.00	\$0.00	\$125,179.21	0	14
AGUIRRE, HEATHER M	ELEM ESL TEACHER	\$82,434.06	\$17,590.44	\$0.00	\$250.00	\$0.00	\$100,274.50	0	14
AHLSTEDT, ALEXIS P	AUTISM TEACHER	\$63,313.18	\$17,496.61	\$0.00	\$250.00	\$0.00	\$81,059.79	0	14
AHLSTEDT, CARRIE L	ELEM ASSISTANT PRINCIPAL	\$105,893.40	\$24,445.56	\$900.00	\$300.00	\$0.00	\$131,538.96	4	14
AHR, THEODORE A	SCHOOL SOCIAL WORKER	\$115,989.07	\$11,995.63	\$0.00	\$250.00	\$0.00	\$128,234.70	0	14
AHSMANN, JACKIE D	SPEECH PATHOLOGIST	\$77,678.01	\$26,798.95	\$0.00	\$250.00	\$0.00	\$104,726.96	0	14
AICHINGER, AMY S	HS MATH TEACHER	\$85,929.89	\$25.92	\$0.00	\$250.00	\$0.00	\$86,205.81	0	14
ALDAY, BEATRIZ	HS ESL TEACHER	\$98,518.67	\$10,974.82	\$0.00	\$250.00	\$0.00	\$109,743.49	0	14
ALLEN, KEVIN S	HS BUSINESS TEACHER	\$67,703.29	\$17,237.89	\$0.00	\$250.00	\$0.00	\$85,191.18	0	14
ALMEIDA, SANDRA	ELEM FIRST GRADE DL TEACHER	\$104,550.54	\$19,640.71	\$0.00	\$250.00	\$0.00	\$124,441.25	0	14
ALMODOVAR, JORGE	ASSISTANT SUPERINTENDENT	\$186,067.02	\$34,474.31	\$2,700.00	\$300.00	\$0.00	\$223,541.33	25	14
ALMODOVAR, KIMBERLY A	STUDENT SERVICES SPECIALISTS	\$107,360.25	\$146.76	\$1,500.00	\$300.00	\$0.00	\$109,307.01	25	14
ALONSO, YANIN	ELEM KINDERGARTEN DL TEACHER	\$82,530.76	\$11,465.86	\$0.00	\$250.00	\$0.00	\$94,246.62	0	14
ALTERS JR, DAVID M	HS ALTERNATIVE ED TEACHER	\$110,910.98	\$11,465.86	\$0.00	\$250.00	\$0.00	\$122,626.84	0	14
ALVARADO, MARITZA	ELEM FIFTH GRADE DL TEACHER	\$59,661.53	\$17,051.17	\$0.00	\$250.00	\$0.00	\$76,962.70	0	14
AMARO, MANUELA	ELEM INTERVENTIONIST-BI	\$108,736.25	\$19,112.11	\$0.00	\$250.00	\$0.00	\$128,098.36	0	14

Community Unit School District 300
Public Act 097-0609
Compensation Package of \$75,000+ for the 2024-2025 School Year
As of 9/5/2024

Employee	Position	Salary with Pension	Health, Dental, Vision, & Life Insurance	Mileage	HRA Deposit	Bonus	Total Compensation Package	Vacation, Flex Days & Hours	Sick & Personal Days/Hours
AMBROSINI, KATELYNN A	ELEM FIFTH GRADE TEACHER	\$79,323.07	\$27,118.32	\$0.00	\$250.00	\$0.00	\$106,691.39	0	14
AMELIO, BRIDGET A	DEAF & HARD OF HEARING TEACHER	\$81,871.42	\$25.92	\$0.00	\$250.00	\$0.00	\$82,147.34	0	14
ANDERSON, CALIE N	MH COUNSELOR	\$72,103.00	\$11,545.42	\$0.00	\$250.00	\$0.00	\$83,898.42	0	14
ANDERSON, ELIZABETH J	ELEM THIRD GRADE TEACHER	\$63,214.28	\$26,985.67	\$0.00	\$250.00	\$0.00	\$90,449.95	0	14
ANDERSON, JONATHAN R	COORDINATOR	\$116,158.23	\$8,900.78	\$1,500.00	\$300.00	\$0.00	\$126,859.01	25	14
ANDERSON, JULIE M	SCHOOL SOCIAL WORKER	\$74,665.93	\$184.80	\$0.00	\$250.00	\$0.00	\$75,100.73	0	14
ANDERSON, LISA M	HS ESL TEACHER	\$68,425.27	\$26,985.67	\$0.00	\$250.00	\$0.00	\$95,660.94	0	14
ANDERSON, MICHAEL L	HS ENGLISH TEACHER	\$64,578.02	\$26,931.60	\$0.00	\$250.00	\$0.00	\$91,759.62	0	14
ANDERSON, PAUL J	CROSS CAT TEACHER	\$82,401.09	\$25.92	\$0.00	\$250.00	\$0.00	\$82,677.01	0	14
ANDERSON, RYAN J	HS ENGLISH TEACHER	\$79,323.07	\$20,579.02	\$0.00	\$250.00	\$0.00	\$100,152.09	0	14
ANDERSON, SHAWN C	HS SCIENCE TEACHER	\$74,421.66	\$11,545.42	\$0.00	\$250.00	\$0.00	\$86,217.08	0	14
ANDERSON, SKYLER R	TECHNOLOGY SUPPORT	66,836.88	\$10,286.86	\$0.00	\$250.00	\$0.00	\$77,373.74	15	15
ANDERSON, TAYLOR N	CROSS CAT TCHR-RESOURCE-EL	\$71,846.15	\$7,003.87	\$0.00	\$250.00	\$0.00	\$79,100.02	0	14
ANGLADA FELICIANO, SUHEILEY	ELEM KINDERGARTEN DL TEACHER	\$71,187.91	\$19,298.83	\$0.00	\$250.00	\$0.00	\$90,736.74	0	14
ANWAR, SAQIBA	HS SCIENCE TEACHER	\$69,057.14	\$12,182.35	\$0.00	\$250.00	\$0.00	\$81,489.49	0	14
ARAGON, LAUREN J	HS ALTERNATIVE LEARN OP COACH	\$79,234.06	\$25.92	\$0.00	\$250.00	\$0.00	\$79,509.98	0	14
AREND, DENISE A	SPEECH PATHOLOGIST	\$102,462.63	\$12,034.58	\$0.00	\$250.00	\$0.00	\$114,747.21	0	14
ARIAS, ABIGAI	HS FACS TEACHER	\$81,778.01	\$6,926.11	\$0.00	\$250.00	\$0.00	\$88,954.12	0	14
ARIAS, ALEJANDRO	HEAD CUSTODIAN	61,992.72	\$12,260.57	\$0.00	\$0.00	\$1,000.00	\$75,253.29	23	15
ARMS, DEANNA R	ELEM FOURTH GRADE TEACHER	\$110,950.54	\$26,798.95	\$0.00	\$250.00	\$0.00	\$137,999.49	0	14
ARNESON, KAYDI A	ELEM THIRD GRADE TEACHER	\$88,518.67	\$17,403.72	\$0.00	\$250.00	\$0.00	\$106,172.39	0	14
ASHER, LAURA K	ELEM SKILLS FOR SUCCESS	\$90,982.41	\$17,087.04	\$0.00	\$250.00	\$0.00	\$108,319.45	0	14
AUGUST, JAMES C, II	TECHNOLOGY SUPPORT SUPERVISOR	95,030.00	\$12,722.54	\$0.00	\$250.00	\$0.00	\$108,002.54	20	15
AUKES, MELISSA J	MS BAND TEACHER	\$87,584.61	\$27,118.32	\$0.00	\$250.00	\$0.00	\$114,952.93	0	14
BACH, LISA A	SPEECH PATHOLOGIST	\$113,966.93	\$11,545.42	\$0.00	\$250.00	\$0.00	\$125,762.35	0	14
BACHMAN, CHERYL A	SCHOOL PSYCHOLOGIST	\$90,351.84	\$11,388.10	\$0.00	\$250.00	\$0.00	\$101,989.94	0	14
BAHR, ANNIE L	ELEM SECOND GRADE TEACHER	\$84,050.54	\$7,083.43	\$0.00	\$250.00	\$0.00	\$91,383.97	0	14
BAILEY, ELIZABETH S	MS EXPLORATORY TEACHER	\$77,678.01	\$25.92	\$0.00	\$250.00	\$0.00	\$77,953.93	0	14
BAILY, ANDREW S	HS ALTERNATIVE ED TEACHER	\$74,064.83	\$27,118.32	\$0.00	\$250.00	\$0.00	\$101,433.15	0	14
BAJOR, SAMANTHA J	SCHOOL COUNSELOR	\$77,652.74	\$11,465.86	\$0.00	\$250.00	\$0.00	\$89,368.60	0	14
BAKER, DEBORAH A	CROSS CAT TEACHER	\$108,736.25	\$11,465.86	\$0.00	\$250.00	\$0.00	\$120,452.11	0	14
BAKER, MELISSA M	HS FACS TEACHER	\$92,837.35	\$11,678.95	\$0.00	\$250.00	\$0.00	\$104,766.30	0	14

Community Unit School District 300
Public Act 097-0609
Compensation Package of \$75,000+ for the 2024-2025 School Year
As of 9/5/2024

Employee	Position	Salary with Pension	Health, Dental, Vision, & Life Insurance	Mileage	HRA Deposit	Bonus	Total Compensation Package	Vacation, Flex Days & Hours	Sick & Personal Days/Hours
BALCHUNAS, ANTHONY J	ELEM PE TEACHER	\$69,901.09	\$26,798.95	\$0.00	\$250.00	\$0.00	\$96,950.04	0	14
BALLARD, KEVIN J	MEDIA TEACHER	\$132,394.49	\$11,955.02	\$0.00	\$250.00	\$0.00	\$144,599.51	0	14
BALLERINE, RENEE E	CROSS CAT TEACHER	\$110,950.54	\$17,403.72	\$0.00	\$250.00	\$0.00	\$128,604.26	0	14
BALONGAG, MARK R	COGNITIVE DISABILITIES TEACHER	\$72,614.28	\$12,182.35	\$0.00	\$250.00	\$0.00	\$85,046.63	0	14
BALONGAG, STEPHANIE E	COGNITIVE DISABILITIES TEACHER	\$68,425.27	\$10,286.86	\$0.00	\$250.00	\$0.00	\$78,962.13	0	14
BARRERA, ROMAN	NIGHT CUSTODIAN	55,164.96	\$26,798.95	\$0.00	\$0.00	\$1,000.00	\$82,963.91	20	15
BARTELS, SAMANTHA L	HS FACS TEACHER	\$84,181.31	\$17,590.44	\$0.00	\$250.00	\$0.00	\$102,021.75	0	14
BARTH, KIERSTIN M	SPEECH PATHOLOGIST	\$73,201.09	\$10,207.30	\$0.00	\$250.00	\$0.00	\$83,658.39	0	14
BARTLETT, ERIKA L	CROSS CAT TEACHER	\$68,502.19	\$26,985.67	\$0.00	\$250.00	\$0.00	\$95,737.86	0	14
BARTLETT, SAMUEL JAMES	HS SCIENCE TEACHER	\$63,313.18	\$26,985.67	\$0.00	\$250.00	\$0.00	\$90,548.85	0	14
BASSO, KRISTIN M	ELEM INTERVENTIONIST-ELA	\$71,187.91	\$17,590.44	\$0.00	\$250.00	\$0.00	\$89,028.35	0	14
BATES, LAURA A	ELEM FOURTH GRADE TEACHER	\$97,732.96	\$7,003.87	\$0.00	\$250.00	\$0.00	\$104,986.83	0	14
BATTAGLIA, NANCY H	DIRECTOR	\$130,029.66	\$34,385.39	\$2,700.00	\$300.00	\$0.00	\$167,415.05	25	14
BAUER, JEREMY W	HS HEALTH TEACHER	\$110,910.98	\$17,403.72	\$0.00	\$250.00	\$0.00	\$128,564.70	0	14
BAUMANN, ALISHA A	ELEM FOURTH GRADE TEACHER	\$113,130.76	\$25.92	\$0.00	\$250.00	\$0.00	\$113,406.68	0	14
BAYLIAN, LAUREN D	ELEM INTERVENTIONIST-ELA	\$77,678.01	\$7,083.43	\$0.00	\$250.00	\$0.00	\$85,011.44	0	14
BAYS, JILL A	SCHOOL PSYCHOLOGIST	\$94,695.60	\$372.96	\$0.00	\$250.00	\$0.00	\$95,318.56	0	14
BEATTY, MELISSA	ELEM ASSISTANT PRINCIPAL	\$97,828.56	\$24,935.39	\$900.00	\$300.00	\$0.00	\$123,963.95	4	14
BEATTY, TRACY	HS PE TEACHER	\$78,781.49	\$25.92	\$0.00	\$250.00	\$0.00	\$79,057.41	0	14
BEERE, VANESSA E	MS SCIENCE TEACHER	\$60,760.43	\$19,112.11	\$0.00	\$250.00	\$0.00	\$80,122.54	0	14
BEGORA, SEAN P	HS SOCIAL STUDIES TEACHER	\$107,010.70	\$17,403.72	\$0.00	\$250.00	\$0.00	\$124,664.42	0	14
BEHE, AMANDA M	CERTIFIED NURSE	\$62,071.42	\$17,051.17	\$0.00	\$250.00	\$0.00	\$79,372.59	0	14
BELDING, TYLER	CROSS CAT TEACHER	\$79,203.29	\$7,003.87	\$0.00	\$250.00	\$0.00	\$86,457.16	0	14
BELICK, BENJAMIN R	ELEM THIRD GRADE TEACHER	\$90,289.00	\$7,013.59	\$0.00	\$250.00	\$0.00	\$97,552.59	0	14
BELICK, JILL B	ELEM ASSISTANT PRINCIPAL	\$99,786.80	\$8,795.28	\$900.00	\$300.00	\$0.00	\$109,782.08	4	14
BELLAK, JOSEPH F	ELEM STEM TEACHER	\$60,426.59	\$17,590.44	\$0.00	\$250.00	\$0.00	\$78,267.03	0	14
BELLIE, MARISA K	ELEM ORCHESTRA TEACHER	\$76,242.85	\$11,465.86	\$0.00	\$250.00	\$0.00	\$87,958.71	0	14
BENNETT, MATTHEW R	HS ASSOCIATE PRINCIPAL-OPS	\$126,406.58	\$13,459.97	\$900.00	\$300.00	\$0.00	\$141,066.55	25	14
BENNETT, SANDRA M	ELEM FIRST GRADE TEACHER	\$132,394.49	\$26,985.67	\$0.00	\$250.00	\$0.00	\$159,630.16	0	14
BENSKIN, ANNA C	ELEM SECOND GRADE TEACHER	\$63,214.28	\$12,577.25	\$0.00	\$250.00	\$0.00	\$76,041.53	0	14
BENTSEN, KURT W	HS ALTERNATIVE ED TEACHER	\$94,695.60	\$25.92	\$0.00	\$250.00	\$0.00	\$94,971.52	0	14
BERINGER, ROBERT J	HS BUSINESS TEACHER	\$92,803.29	\$25.92	\$0.00	\$250.00	\$0.00	\$93,079.21	0	14

Community Unit School District 300
Public Act 097-0609
Compensation Package of \$75,000+ for the 2024-2025 School Year
As of 9/5/2024

Employee	Position	Salary with Pension	Health, Dental, Vision, & Life Insurance	Mileage	HRA Deposit	Bonus	Total Compension Package	Vacation, Flex Days & Hours	Sick & Personal Days/Hours
BERNAKY, SARAH E	MS ASSOCIATE PRINCIPAL	\$122,725.26	\$24,988.19	\$1,500.00	\$300.00	\$0.00	\$149,513.45	25	14
BERNDT, CARLY B	SCHOOL SOCIAL WORKER	\$73,201.09	\$19,829.02	\$0.00	\$250.00	\$0.00	\$93,280.11	0	14
BERNSTEIN, SARAH M	ELEM FOURTH GRADE TEACHER	\$79,234.06	\$23,835.42	\$0.00	\$250.00	\$0.00	\$103,319.48	0	14
BETTS, JONATHAN R	ELEM FIFTH GRADE TEACHER	\$100,452.74	\$26,985.67	\$0.00	\$250.00	\$0.00	\$127,688.41	0	14
BEYER, JEREMY D	HS ORCHESTRA TEACHER	\$69,792.30	\$7,170.91	\$0.00	\$250.00	\$0.00	\$77,213.21	0	14
BIALLAS, LISA M	ELEM FIRST GRADE TEACHER	\$133,530.82	\$19,298.83	\$0.00	\$250.00	\$0.00	\$153,079.65	0	14
BIEGELMANN, KRISTINA P	DIR PUPIL PERSONNEL SERVICES	\$151,060.43	\$13,422.02	\$2,700.00	\$300.00	\$0.00	\$167,482.45	25	14
BIGLER, JOHN M	HS ENGLISH TEACHER	\$97,732.96	\$12,046.66	\$0.00	\$250.00	\$0.00	\$110,029.62	0	14
BILLINGS, JESSICA K	HS ENGLISH TEACHER	\$110,910.98	\$26,985.67	\$0.00	\$250.00	\$0.00	\$138,146.65	0	14
BIRKHEAD, BRADFORD	MS SOCIAL STUDIES TEACHER	\$94,695.60	\$25.92	\$0.00	\$250.00	\$0.00	\$94,971.52	0	14
BIRKHEAD, VIDA A	ELEM FIRST GRADE TEACHER	\$115,432.96	\$21,435.78	\$0.00	\$250.00	\$0.00	\$137,118.74	0	14
BIUNDO, LAURA M	SCHOOL SOCIAL WORKER	\$76,154.94	\$973.44	\$0.00	\$250.00	\$0.00	\$77,378.38	0	14
BJORVIK, KATE E	MS INTERVENTIONIST	\$67,982.85	\$11,465.86	\$0.00	\$250.00	\$0.00	\$79,698.71	0	14
BLADES, TERRY R	CROSS CAT TEACHER	\$94,695.60	\$945.60	\$0.00	\$250.00	\$0.00	\$95,891.20	0	14
BLAUS, KERRI K	ELEM SECOND GRADE TEACHER	\$128,015.41	\$19,112.11	\$0.00	\$250.00	\$0.00	\$147,377.52	0	14
BLOMQUIST, JOHN M	MS LANGUAGE ARTS TEACHER	\$124,903.29	\$13,117.55	\$0.00	\$250.00	\$0.00	\$138,270.84	0	14
BLOMQUIST, NICOLL P	MS SOCIAL STUDIES TEACHER	\$87,481.31	\$11,465.86	\$0.00	\$250.00	\$0.00	\$99,197.17	0	14
BLOOMBERG, BRYAN M	MS HEALTH TEACHER	\$124,759.33	\$17,403.72	\$0.00	\$250.00	\$0.00	\$142,413.05	0	14
BLOOMBERG, MARISA A	ELEM FIRST GRADE TEACHER	\$94,659.33	\$1,132.32	\$0.00	\$250.00	\$0.00	\$96,041.65	0	14
BLOOMBERG, ROXANNE	HS HEALTH TEACHER	\$84,050.54	\$945.60	\$0.00	\$250.00	\$0.00	\$85,246.14	0	14
BLUM, KELLY A	HS TUTOR	\$98,632.96	\$945.60	\$0.00	\$250.00	\$0.00	\$99,828.56	0	14
BOAZ, LAUREN M	SCHOOL COUNSELOR	\$77,652.74	\$1,044.84	\$0.00	\$250.00	\$0.00	\$78,947.58	0	14
BOCKA, KARINA M	CROSS CAT TEACHER	\$71,187.91	\$7,003.87	\$0.00	\$250.00	\$0.00	\$78,441.78	0	14
BODY, CLINTON J	SCHOOL PSYCHOLOGIST	\$115,392.30	\$17,590.44	\$0.00	\$250.00	\$0.00	\$133,232.74	0	14
BOEKENHAUER, SONJA E	MS SCIENCE TEACHER	\$86,984.17	\$7,013.59	\$0.00	\$250.00	\$0.00	\$94,247.76	0	14
BOHLEN, TRACI L	ELEM SECOND GRADE TEACHER	\$74,064.83	\$945.60	\$0.00	\$250.00	\$0.00	\$75,260.43	0	14
BOLANDER, KELSEY L	ELEM SECOND GRADE TEACHER	\$64,551.64	\$23,648.70	\$0.00	\$250.00	\$0.00	\$88,450.34	0	14
BOLAS, KELLY D	ELEM INTERVENTIONIST-MATH	\$104,514.28	\$20,327.35	\$0.00	\$250.00	\$0.00	\$125,091.63	0	14
BOLDING, LYNDA L	HS SOCIAL STUDIES TEACHER	\$98,518.67	\$11,545.42	\$0.00	\$250.00	\$0.00	\$110,314.09	0	14
BOLDT, RYAN T	TECHNOLOGY SUPPORT SUPERVISOR	75,064.00	\$17,590.44	\$0.00	\$250.00	\$0.00	\$92,904.44	15	15
BONE, MANDY L	ELEM SECOND GRADE TEACHER	\$100,452.74	\$25.92	\$0.00	\$250.00	\$0.00	\$100,728.66	0	14
BORHART, JASON A	HS MATH TEACHER	\$108,775.81	\$25.92	\$0.00	\$250.00	\$0.00	\$109,051.73	0	14

Community Unit School District 300
Public Act 097-0609
Compensation Package of \$75,000+ for the 2024-2025 School Year
As of 9/5/2024

Employee	Position	Salary with Pension	Health, Dental, Vision, & Life Insurance	Mileage	HRA Deposit	Bonus	Total Compensation Package	Vacation, Flex Days & Hours	Sick & Personal Days/Hours
BORKOWSKI, EVAN G	MS INSTRUCTIONAL COACH	\$100,606.58	\$19,640.71	\$0.00	\$250.00	\$0.00	\$120,497.29	0	14
BOSCARINO, KATHLEEN A	ELEM FOURTH GRADE TEACHER	\$74,064.83	\$12,182.35	\$0.00	\$250.00	\$0.00	\$86,497.18	0	14
BOUNTHASACK, MARY K	MS INSTRUCTIONAL COACH	\$67,084.61	\$11,465.86	\$0.00	\$250.00	\$0.00	\$78,800.47	0	14
BOURBON, MICHAEL J	TECH COORDINATOR I-DCHS ZONE	74,833.92	\$1,132.32	\$0.00	\$250.00	\$0.00	\$76,216.24	20	15
BOWEN, KIMBERLY K	MS LANGUAGE ARTS TEACHER	\$102,957.57	\$12,763.97	\$0.00	\$250.00	\$0.00	\$115,971.54	0	14
BOWERS, JUSTIN J	HS SCIENCE TEACHER	\$96,552.74	\$26,798.95	\$0.00	\$250.00	\$0.00	\$123,601.69	0	14
BOYLE, KAREN L	STUDENT SERVICES SPECIALISTS	\$109,457.13	\$34,498.07	\$1,500.00	\$300.00	\$0.00	\$145,755.20	25	14
BRADSTREET, SARAH A	MS MATH TEACHER	\$86,781.31	\$26,798.95	\$0.00	\$250.00	\$0.00	\$113,830.26	0	14
BRAKER, CALVIN J	HS SOCIAL STUDIES TEACHER	\$90,982.41	\$17,403.72	\$0.00	\$250.00	\$0.00	\$108,636.13	0	14
BRANDT, MITCHELL L	HS INDUSTRIAL TECH TEACHER	\$106,480.21	\$19,640.71	\$0.00	\$250.00	\$0.00	\$126,370.92	0	14
BRANNAN, AMY T	HS PE TEACHER	\$100,452.74	\$23,648.70	\$0.00	\$250.00	\$0.00	\$124,351.44	0	14
BREDLAU, ROSE A	HS BUSINESS TEACHER	\$71,765.93	\$27,118.32	\$0.00	\$250.00	\$0.00	\$99,134.25	0	14
BREEZE, JENNIFER L	MS PRINCIPAL	\$154,850.54	\$25,032.71	\$1,500.00	\$300.00	\$0.00	\$181,683.25	25	14
BRICE, COLIN R	HS PE TEACHER	\$72,614.28	\$11,545.42	\$0.00	\$250.00	\$0.00	\$84,409.70	0	14
BRISTER, NICOLE M	SPEECH PATHOLOGIST	\$73,201.09	\$17,496.61	\$0.00	\$250.00	\$0.00	\$90,947.70	0	14
BRITO, JAZMIN	SPEECH PATHOLOGIST	\$76,154.94	\$7,003.87	\$0.00	\$250.00	\$0.00	\$83,408.81	0	14
BROCKER, WILLIAM A	HS BAND TEACHER	\$71,187.91	\$27,118.32	\$0.00	\$250.00	\$0.00	\$98,556.23	0	14
BROCKWAY, ANDREA M	ELEM INTERVENTIONIST-ELA	\$75,548.34	\$17,590.44	\$0.00	\$250.00	\$0.00	\$93,388.78	0	14
BRODERICK, SANDRA L	TECHNOLOGY SUPPORT SUPERVISOR	83,153.00	\$20,765.74	\$0.00	\$250.00	\$0.00	\$104,168.74	20	15
BROMBERG, MAGDALENA A	MS SOCIAL STUDIES TEACHER	\$79,234.06	\$6,926.11	\$0.00	\$250.00	\$0.00	\$86,410.17	0	14
BROWN, ADAM C	ELEM MUSIC TEACHER	\$77,768.12	\$7,771.39	\$0.00	\$250.00	\$0.00	\$85,789.51	0	14
BROWN, SARA E	CROSS CAT TEACHER	\$84,181.31	\$25.92	\$0.00	\$250.00	\$0.00	\$84,457.23	0	14
BROWN, SEAN A	MS MATH TEACHER	\$107,903.29	\$26,798.95	\$0.00	\$250.00	\$0.00	\$134,952.24	0	14
BROWN, SPENCER L	SUPERVISORY DEAN	\$93,795.60	\$8,951.16	\$900.00	\$300.00	\$0.00	\$103,946.76	4	14
BRUHN, STEVEN D	MS HEALTH TEACHER	\$115,392.30	\$26,798.95	\$0.00	\$250.00	\$0.00	\$142,441.25	0	14
BRUNS, FABIOLA L	ELEM FOURTH GRADE TEACHER	\$82,401.09	\$25.92	\$0.00	\$250.00	\$0.00	\$82,677.01	0	14
BRUNSTRUM, JEFFREY R	DIVISION HEAD	\$128,247.24	\$34,382.75	\$900.00	\$300.00	\$0.00	\$163,829.99	4	14
BRYERTON, JENNIFER R	MS LANGUAGE ARTS TEACHER	\$85,731.86	\$7,584.67	\$0.00	\$250.00	\$0.00	\$93,566.53	0	14
BRYSON, SERENA J	SPEECH PATHOLOGIST	\$106,603.29	\$26,985.67	\$0.00	\$250.00	\$0.00	\$133,838.96	0	14
BUCHANAN, MEGGAN M	ELEMENTARY PRINCIPAL	\$126,406.58	\$22,127.10	\$1,500.00	\$300.00	\$0.00	\$150,333.68	25	14
BUCKLEY, SHANNON L	HS AVID TEACHER	\$89,198.89	\$12,034.58	\$0.00	\$250.00	\$0.00	\$101,483.47	0	14
BUZKOWSKA, RACHEL A	ELEM ASSISTANT PRINCIPAL	\$95,909.88	\$33,873.83	\$900.00	\$300.00	\$0.00	\$130,983.71	4	14

Community Unit School District 300
Public Act 097-0609
Compensation Package of \$75,000+ for the 2024-2025 School Year
As of 9/5/2024

Employee	Position	Salary with Pension	Health, Dental, Vision, & Life Insurance	Mileage	HRA Deposit	Bonus	Total Compensation Package	Vacation, Flex Days & Hours	Sick & Personal Days/Hours
BUDNICK, STEVEN J	BUILDING MANAGER	81,324.00	\$17,403.72	\$0.00	\$250.00	\$0.00	\$98,977.72	20	15
BUENO, VICTORIA E	SCHOOL COUNSELOR	\$71,765.93	\$12,034.58	\$0.00	\$250.00	\$0.00	\$84,050.51	0	14
BUHROW, MICHELLE U	HS BUSINESS TEACHER	\$113,130.76	\$17,403.72	\$0.00	\$250.00	\$0.00	\$130,784.48	0	14
BUHROW, RENEE L	ELEM SECOND GRADE TEACHER	\$121,125.22	\$17,732.64	\$0.00	\$250.00	\$0.00	\$139,107.86	0	14
BUIL LAGUARTA, MARIA	ELEM SECOND GRADE DL TEACHER	\$81,778.01	\$25.92	\$0.00	\$250.00	\$0.00	\$82,053.93	0	14
BUJAK, KATHLEEN T	ELEM THIRD GRADE TEACHER	\$74,749.44	\$17,403.72	\$0.00	\$250.00	\$0.00	\$92,403.16	0	14
BUKSOVA, ALEXANDRA	HS SCIENCE TEACHER	\$68,425.27	\$26,985.67	\$0.00	\$250.00	\$0.00	\$95,660.94	0	14
BUMBALES, KELSEY A	CROSS CAT TEACHER	\$80,817.58	\$10,207.30	\$0.00	\$250.00	\$0.00	\$91,274.88	0	14
BUNKE, RACHEL A	SPEECH PATHOLOGIST	\$70,359.33	\$11,465.86	\$0.00	\$250.00	\$0.00	\$82,075.19	0	14
BURGER, TERESA L	ELEM THIRD GRADE DL TEACHER	\$103,714.28	\$11,545.42	\$0.00	\$250.00	\$0.00	\$115,509.70	0	14
BURGESS, JACQUELINE R	SCHOOL SOCIAL WORKER	\$94,659.33	\$11,465.86	\$0.00	\$250.00	\$0.00	\$106,375.19	0	14
BURGH, TROY J	HS BUSINESS TEACHER	\$65,769.22	\$12,145.90	\$0.00	\$250.00	\$0.00	\$78,165.12	0	14
BURGWALDT, MICHELLE L	MULTI NEEDS TEACHER	\$107,903.29	\$26,985.67	\$0.00	\$250.00	\$0.00	\$135,138.96	0	14
BURKE, MELISSA A	ELEM KINDERGARTEN TEACHER	\$67,186.81	\$26,985.67	\$0.00	\$250.00	\$0.00	\$94,422.48	0	14
BURKE, SUSAN M	ELEM SECOND GRADE TEACHER	\$141,909.94	\$20,907.94	\$0.00	\$250.00	\$0.00	\$163,067.88	0	14
BURKE, TRACY S	ELEM THIRD GRADE TEACHER	\$128,344.70	\$17,590.44	\$0.00	\$250.00	\$0.00	\$146,185.14	0	14
BURKEY, NIKI M	ASSISTANT SUPERINTENDENT	\$178,439.72	\$25,069.79	\$2,700.00	\$300.00	\$0.00	\$206,509.51	25	14
BUSCH, JESSICA R	ELEM INTERVENTIONIST-ELA	\$80,817.58	\$12,074.50	\$0.00	\$250.00	\$0.00	\$93,142.08	0	14
BUSTAMANTE, KRISTINA N	SPEECH PATHOLOGIST	\$87,348.34	\$16,892.29	\$0.00	\$250.00	\$0.00	\$104,490.63	0	14
BUTERA, JAYNE M	ELEM THIRD GRADE TEACHER	\$107,903.29	\$26,985.67	\$0.00	\$250.00	\$0.00	\$135,138.96	0	14
BYRNE, BRYAN G	MS SOCIAL STUDIES TEACHER	\$64,480.21	\$17,496.61	\$0.00	\$250.00	\$0.00	\$82,226.82	0	14
CABLE, KATHERINE L	ELEM FOURTH GRADE TEACHER	\$61,975.82	\$17,403.72	\$0.00	\$250.00	\$0.00	\$79,629.54	0	14
CABRERA, NILDA E	ELEM FIFTH GRADE DL TEACHER	\$68,530.76	\$19,640.71	\$0.00	\$250.00	\$0.00	\$88,421.47	0	14
CABRERA-COLOMER, MIREIA	HS SPANISH TEACHER	\$85,731.86	\$6,664.99	\$0.00	\$250.00	\$0.00	\$92,646.85	0	14
CAHILL, DAVID L	ELEM MUSIC TEACHER	\$80,173.62	\$17,590.44	\$0.00	\$250.00	\$0.00	\$98,014.06	0	14
CAIN, JENNIFER E	ELEM FIRST GRADE TEACHER	\$92,096.70	\$12,034.58	\$0.00	\$250.00	\$0.00	\$104,381.28	0	14
CALLAHAN, COLLEEN M	SUPERVISORY DEAN	\$91,956.04	\$13,321.58	\$900.00	\$300.00	\$0.00	\$106,477.62	4	14
CAMPBELL, ANN M	MS SCIENCE TEACHER	\$118,014.09	\$7,984.89	\$0.00	\$250.00	\$0.00	\$126,248.98	0	14
CAMPBELL, ANTHONY D	MS LANGUAGE ARTS TEACHER	\$133,530.82	\$39,214.77	\$0.00	\$250.00	\$0.00	\$172,995.59	0	14
CAMPBELL, LISA	MS SCIENCE TEACHER	\$95,114.54	\$25.92	\$0.00	\$250.00	\$0.00	\$95,390.46	0	14
CAMPOS-RIVERA, ALICIA	CROSS CAT TEACHER	\$73,075.85	\$11,545.42	\$0.00	\$250.00	\$0.00	\$84,871.27	0	14
CANCIO, EUGENE G	TECH COORDINATOR I- ADMIN ZONE	73,184.40	\$6,926.11	\$0.00	\$250.00	\$0.00	\$80,360.51	20	15

Community Unit School District 300
Public Act 097-0609
Compensation Package of \$75,000+ for the 2024-2025 School Year
As of 9/5/2024

Employee	Position	Salary with Pension	Health, Dental, Vision, & Life Insurance	Mileage	HRA Deposit	Bonus	Total Compensation Package	Vacation, Flex Days & Hours	Sick & Personal Days/Hours
CANE, JORDAN MELISSA	ELEM FIFTH GRADE TEACHER	\$63,313.18	\$11,465.86	\$0.00	\$250.00	\$0.00	\$75,029.04	0	14
CANO, JESSICA D	ELEM INTERVENTIONIST-BI	\$75,548.34	\$12,182.35	\$0.00	\$250.00	\$0.00	\$87,980.69	0	14
CAPPAS, JOHN P	MS SOCIAL STUDIES TEACHER	\$89,995.87	\$20,579.02	\$0.00	\$250.00	\$0.00	\$110,824.89	0	14
CAPPELLO, COURTNEY L	EMOTIONAL DISORDER TEACHER	\$85,865.93	\$17,590.44	\$0.00	\$250.00	\$0.00	\$103,706.37	0	14
CAPRA, WHITNEY R	SCHOOL SOCIAL WORKER	\$76,154.94	\$12,676.49	\$0.00	\$250.00	\$0.00	\$89,081.43	0	14
CARDENAS JR, RAYMOND S	MS HEALTH TEACHER	\$67,186.81	\$11,545.42	\$0.00	\$250.00	\$0.00	\$78,982.23	0	14
CARIOSCIA, KRISTINA L	ELEM INTERVENTIONIST-ELA	\$92,945.05	\$26,931.60	\$0.00	\$250.00	\$0.00	\$120,126.65	0	14
CARLEY, STEPHANIE L	HS ENGLISH TEACHER	\$98,484.61	\$26,798.95	\$0.00	\$250.00	\$0.00	\$125,533.56	0	14
CARLON, DONALD J	MS EXPLORATORY TEACHER	\$100,452.74	\$17,590.44	\$0.00	\$250.00	\$0.00	\$118,293.18	0	14
CARLOS, ELISA L	HS TPI TEACHER	\$69,057.14	\$7,003.87	\$0.00	\$250.00	\$0.00	\$76,311.01	0	14
CARLSON, JENNIFER S	HS FACS TEACHER	\$69,901.09	\$26,993.32	\$0.00	\$250.00	\$0.00	\$97,144.41	0	14
CARLSON, ROBERT S	HS SCIENCE TEACHER	\$77,768.12	\$17,590.44	\$0.00	\$250.00	\$0.00	\$95,608.56	0	14
CARR, CHRISTOPHER A	HS INDUSTRIAL TECH TEACHER	\$100,452.74	\$27,118.32	\$0.00	\$250.00	\$0.00	\$127,821.06	0	14
CARR, VICKY	HS ALTERNATIVE LEARN OP TCHR	\$77,652.74	\$25.92	\$0.00	\$250.00	\$0.00	\$77,928.66	0	14
CARROLL, RINA J	MS MATH TEACHER	\$91,123.07	\$17,590.44	\$0.00	\$250.00	\$0.00	\$108,963.51	0	14
CARROZZA, SANDY M	SCHOOL PSYCHOLOGIST	\$130,575.56	\$19,453.99	\$0.00	\$250.00	\$0.00	\$150,279.55	0	14
CARTER, MELIA J	SCHOOL SOCIAL WORKER	\$80,817.58	\$19,453.99	\$0.00	\$250.00	\$0.00	\$100,521.57	0	14
CARVER, TANYA S	ELEM KINDERGARTEN TEACHER	\$62,047.25	\$19,298.83	\$0.00	\$250.00	\$0.00	\$81,596.08	0	14
CASEY, VICKIE	CROSS CAT TEACHER	\$76,242.85	\$12,722.54	\$0.00	\$250.00	\$0.00	\$89,215.39	0	14
CASO BUSTILLO, CARLOS J	MS DUAL LANGUAGE	\$92,803.29	\$25.92	\$0.00	\$250.00	\$0.00	\$93,079.21	0	14
CASSIERE, TOINETTE L	EMOTIONAL DISORDER TEACHER	\$77,058.23	\$26,985.67	\$0.00	\$250.00	\$0.00	\$104,293.90	0	14
CASTILLOVEITIA-MALDONADO, TIARA L	BILINGUAL SPECIAL ED TEACHER	\$83,412.08	\$11,553.34	\$0.00	\$250.00	\$0.00	\$95,215.42	0	14
CHABI, DEBORAH A	HS SCIENCE TEACHER	\$103,221.30	\$17,237.89	\$0.00	\$250.00	\$0.00	\$120,709.19	0	14
CHARLETON, CATHERINE M	ELEM FIRST GRADE TEACHER	\$64,480.21	\$17,403.72	\$0.00	\$250.00	\$0.00	\$82,133.93	0	14
CHAVEZ, JESSE R	TECH COORDINATOR	80,245.00	\$17,087.04	\$0.00	\$250.00	\$0.00	\$97,582.04	15	15
CHERRY, CHRISTOPHER C	HS VOCAL MUSIC TEACHER	\$90,289.00	\$11,955.02	\$0.00	\$250.00	\$0.00	\$102,494.02	0	14
CHERRY, KAREN L	HS SOCIAL STUDIES TEACHER	\$77,058.23	\$19,024.63	\$0.00	\$250.00	\$0.00	\$96,332.86	0	14
CHIAPPETTA-MURRAY, CHERYL LYNN	MS ART TEACHER	\$92,945.05	\$17,590.44	\$0.00	\$250.00	\$0.00	\$110,785.49	0	14
CHILCUTT, RONALD W	STUDENT SERVICES SPECIALISTS	\$125,731.86	\$34,377.95	\$1,500.00	\$300.00	\$0.00	\$161,909.81	25	14
CHISM, STACY L	ELEM THIRD GRADE TEACHER	\$104,514.28	\$17,590.44	\$0.00	\$250.00	\$0.00	\$122,354.72	0	14
CHMELIK, TAMMY S	ELEM KINDERGARTEN TEACHER	\$98,484.61	\$20,765.74	\$0.00	\$250.00	\$0.00	\$119,500.35	0	14
CHMURA, KATARZYNA	MS AVID TEACHER	\$74,064.83	\$6,854.71	\$0.00	\$250.00	\$0.00	\$81,169.54	0	14

Community Unit School District 300
Public Act 097-0609
Compensation Package of \$75,000+ for the 2024-2025 School Year
As of 9/5/2024

Employee	Position	Salary with Pension	Health, Dental, Vision, & Life Insurance	Mileage	HRA Deposit	Bonus	Total Compensation Package	Vacation, Flex Days & Hours	Sick & Personal Days/Hours
CHRISTIAN, JENNIFER C	DIVISION HEAD	\$144,427.46	\$246.12	\$900.00	\$300.00	\$0.00	\$145,873.58	4	14
CHRISTIAN, KEVIN J	HS MATH TEACHER	\$104,514.28	\$39,214.77	\$0.00	\$250.00	\$0.00	\$143,979.04	0	14
CHRISTY, STEVEN R	CROSS CAT TEACHER	\$61,975.82	\$26,985.67	\$0.00	\$250.00	\$0.00	\$89,211.49	0	14
CHURCH, JENNIFER N	ELEM KINDERGARTEN TEACHER	\$64,480.21	\$18,263.83	\$0.00	\$250.00	\$0.00	\$82,994.04	0	14
CHUY, AMANDA J	ELEM THIRD GRADE DL TEACHER	\$80,173.62	\$17,590.44	\$0.00	\$250.00	\$0.00	\$98,014.06	0	14
CICCONE, FRANCIS R	AUTISM TEACHER	\$67,084.61	\$11,465.86	\$0.00	\$250.00	\$0.00	\$78,800.47	0	14
CIMERA, LYNN M	AUTISM TEACHER	\$133,530.82	\$26,985.67	\$0.00	\$250.00	\$0.00	\$160,766.49	0	14
CLARK, ASHLEY M	MS LANGUAGE ARTS TEACHER	\$77,058.23	\$364.80	\$0.00	\$250.00	\$0.00	\$77,673.03	0	14
CLARK, JUDY D	HR COORDINATOR	70,216.00	\$26,985.67	\$0.00	\$250.00	\$0.00	\$97,451.67	10	15
CLEYS, STACY M	HS ENGLISH TEACHER	\$84,050.54	\$16,928.16	\$0.00	\$250.00	\$0.00	\$101,228.70	0	14
CLINTON, GINA M	SCHOOL PSYCHOLOGIST	\$89,231.86	\$11,545.42	\$0.00	\$250.00	\$0.00	\$101,027.28	0	14
CNOTA, SYLVIA	VOC ED/300 PLUS	\$89,624.88	\$7,083.43	\$0.00	\$250.00	\$0.00	\$96,958.31	0	14
COCHREN, KATREENA M	ELEM THIRD GRADE TEACHER	\$67,703.29	\$17,237.89	\$0.00	\$250.00	\$0.00	\$85,191.18	0	14
COLEMAN, JENNIFER M	HS AVID TEACHER	\$94,659.33	\$11,545.42	\$0.00	\$250.00	\$0.00	\$106,454.75	0	14
COLLER, JULIE T	ELEM INTERVENTIONIST-ELA	\$85,731.86	\$25.92	\$0.00	\$250.00	\$0.00	\$86,007.78	0	14
COLLETTI, STACY L	PRE-PRIM FACILITATOR	\$79,323.07	\$19,453.99	\$0.00	\$250.00	\$0.00	\$99,027.06	0	14
COLLINS, DANIELLE C	ELEM THIRD GRADE TEACHER	\$77,768.12	\$17,403.72	\$0.00	\$250.00	\$0.00	\$95,421.84	0	14
COLLINS, KERI L	ELEM FIFTH GRADE TEACHER	\$115,392.30	\$11,955.02	\$0.00	\$250.00	\$0.00	\$127,597.32	0	14
COLLINS, MEAGHAN E	HS ALTERNATIVE ED TEACHER	\$67,084.61	\$11,465.86	\$0.00	\$250.00	\$0.00	\$78,800.47	0	14
COLLINS, MOLLY J	CROSS CAT TEACHER	\$74,064.83	\$1,132.32	\$0.00	\$250.00	\$0.00	\$75,447.15	0	14
COLUMBARO, CHRISTOPHER A	DIRECTOR	\$163,520.86	\$24,860.46	\$2,700.00	\$300.00	\$0.00	\$191,381.32	25	14
CONNELL, ELIZABETH A	MS SOCIAL STUDIES TEACHER	\$125,047.91	\$11,955.02	\$0.00	\$250.00	\$0.00	\$137,252.93	0	14
CONRAD, BENJAMIN R	MS TECHNOLOGY TEACHER	\$71,739.55	\$11,545.42	\$0.00	\$250.00	\$0.00	\$83,534.97	0	14
CONTRERAS, SAMANTHA SUE	TITLE FACILITATOR	\$74,749.44	\$17,590.44	\$0.00	\$250.00	\$0.00	\$92,589.88	0	14
CONTRERAS, TELESFORO	HEAD CUSTODIAN	61,992.72	\$21,435.78	\$0.00	\$0.00	\$1,000.00	\$84,428.50	25	15
COOK, AMANDA J	ELEM FIRST GRADE TEACHER	\$67,186.81	\$26,798.95	\$0.00	\$250.00	\$0.00	\$94,235.76	0	14
COOK, JULIE J	CERTIFIED NURSE	\$69,901.09	\$17,590.44	\$0.00	\$250.00	\$0.00	\$87,741.53	0	14
COOK, LAUREN D	MS INTERVENTIONIST-ELA	\$75,548.34	\$17,590.44	\$0.00	\$250.00	\$0.00	\$93,388.78	0	14
COONS, NICOLE M	AUTISM TEACHER	\$73,283.51	\$26,798.95	\$0.00	\$250.00	\$0.00	\$100,332.46	0	14
CORNELIUS, TERRI R	CROSS CAT TEACHER	\$63,313.18	\$19,640.71	\$0.00	\$250.00	\$0.00	\$83,203.89	0	14
CORRIVEAU, KRISTIN N	DIRECTOR	\$193,948.41	\$13,562.33	\$2,700.00	\$300.00	\$3,812.16	\$214,322.90	25	14
COURTNEY, DYANNA K	SPEECH PATHOLOGIST	\$87,447.24	\$20,579.02	\$0.00	\$250.00	\$0.00	\$108,276.26	0	14

Community Unit School District 300
Public Act 097-0609
Compensation Package of \$75,000+ for the 2024-2025 School Year
As of 9/5/2024

Employee	Position	Salary with Pension	Health, Dental, Vision, & Life Insurance	Mileage	HRA Deposit	Bonus	Total Compensation Package	Vacation, Flex Days & Hours	Sick & Personal Days/Hours
CRAIL, KENDRA M	ELEM FIRST GRADE TEACHER	\$82,434.06	\$27,181.60	\$0.00	\$250.00	\$0.00	\$109,865.66	0	14
CREEGAN, MICHELLE M	ELEM FIFTH GRADE TEACHER	\$100,452.74	\$20,765.74	\$0.00	\$250.00	\$0.00	\$121,468.48	0	14
CROUT, TONIA D	ELEM THIRD GRADE TEACHER	\$60,760.43	\$19,112.11	\$0.00	\$250.00	\$0.00	\$80,122.54	0	14
CROWLEY, KATHERINE C	HS SOCIAL STUDIES TEACHER	\$98,484.61	\$12,233.38	\$0.00	\$250.00	\$0.00	\$110,967.99	0	14
CROWLEY, SHONDA MARIE	SPEECH PATHOLOGIST	\$96,552.74	\$17,590.44	\$0.00	\$250.00	\$0.00	\$114,393.18	0	14
CRUMPLEY, BRYAN I	MS LANGUAGE ARTS TEACHER	\$61,975.82	\$17,403.72	\$0.00	\$250.00	\$0.00	\$79,629.54	0	14
CUKIERSKI, JOSEPH M	HS SCIENCE TEACHER	\$67,186.81	\$26,798.95	\$0.00	\$250.00	\$0.00	\$94,235.76	0	14
CULPEPPER, CAMBRON E	SUPERVISORY DEAN	\$91,956.04	\$17,199.59	\$900.00	\$300.00	\$0.00	\$110,355.63	4	14
CURRY, CARRIE M	MS LANGUAGE ARTS TEACHER	\$110,910.98	\$25.92	\$0.00	\$250.00	\$0.00	\$111,186.90	0	14
CWICK, CHRISTINA M	CERTIFIED NURSE	\$67,186.81	\$12,233.38	\$0.00	\$250.00	\$0.00	\$79,670.19	0	14
CYRWUS, BONNIE J	MS AVID TEACHER	\$74,064.83	\$10,207.30	\$0.00	\$250.00	\$0.00	\$84,522.13	0	14
DACY, MEGGAN M	ELEMENTARY PRINCIPAL	\$123,928.56	\$13,550.52	\$1,500.00	\$300.00	\$0.00	\$139,279.08	25	14
DAHLBERG, ALEXIS M	MS SOCIAL STUDIES TEACHER	\$64,480.21	\$11,545.42	\$0.00	\$250.00	\$0.00	\$76,275.63	0	14
DAHLBERG, CHRISTINA M	ELEM FIRST GRADE TEACHER	\$88,230.82	\$19,640.71	\$0.00	\$250.00	\$0.00	\$108,121.53	0	14
DANCA, KAREN L	ELEM INTERVENTIONIST-MATH	\$67,084.61	\$19,112.11	\$0.00	\$250.00	\$0.00	\$86,446.72	0	14
DANG, VINH THI NGOC	ELEM FOURTH GRADE TEACHER	\$69,792.30	\$17,590.44	\$0.00	\$250.00	\$0.00	\$87,632.74	0	14
D'ANGELO, MATTHEW S	HS SOCIAL STUDIES TEACHER	\$67,159.33	\$17,403.72	\$0.00	\$250.00	\$0.00	\$84,813.05	0	14
DANIELSON, NATHAN G	HS ASSOCIATE PRINCIPAL-INSTR	\$151,069.22	\$25,025.87	\$900.00	\$300.00	\$0.00	\$177,295.09	25	14
DAUM, WANDA K	OFFICE SECRETARY	58,484.88	\$19,453.99	\$0.00	\$0.00	\$1,000.00	\$78,938.87	24	15
DAVENPORT, SHAUGN M	HS BUSINESS TEACHER	\$74,665.93	\$973.44	\$0.00	\$250.00	\$0.00	\$75,889.37	0	14
DAVIS, JACQUELYN R	MS BAND TEACHER	\$82,434.06	\$17,403.72	\$0.00	\$250.00	\$0.00	\$100,087.78	0	14
DAVIS, JEFFERY C	SCHOOL COUNSELOR	\$80,817.58	\$26,931.60	\$0.00	\$250.00	\$0.00	\$107,999.18	0	14
DAVIS, KRISTINA L	CROSS CAT TEACHER	\$85,765.93	\$7,083.43	\$0.00	\$250.00	\$0.00	\$93,099.36	0	14
DAVIS, MICHAEL C	HS SOCIAL STUDIES TEACHER	\$110,316.77	\$26,798.95	\$0.00	\$250.00	\$0.00	\$137,365.72	0	14
DAVIS, RAVEN G	MS ASSISTANT PRINCIPAL	\$105,503.29	\$24,948.59	\$900.00	\$300.00	\$0.00	\$131,651.88	25	14
DE JESUS HILL, DIANA DEL CARMIE	ELEM FIFTH GRADE DL TEACHER	\$106,603.29	\$17,590.44	\$0.00	\$250.00	\$0.00	\$124,443.73	0	14
DE LA MAR, PATRICK A	SCHOOL COUNSELOR	\$65,074.72	\$11,465.86	\$0.00	\$250.00	\$0.00	\$76,790.58	0	14
DE LA PAZ, ARTURO	ELEM ESL TEACHER	\$92,945.05	\$39,356.97	\$0.00	\$250.00	\$0.00	\$132,552.01	0	14
DE LA PAZ, KARIN	STUDENT SERVICES SPECIALISTS	\$119,150.54	\$212.64	\$1,500.00	\$300.00	\$0.00	\$121,163.18	25	14
DE LA TORRIENTE, KRISTEN M	ELEM FIRST GRADE TEACHER	\$61,130.30	\$16,999.56	\$0.00	\$250.00	\$0.00	\$78,379.86	0	14
DE MOSTEYRIN GORDILLO, MARIA CRISTI	ELEM FIRST GRADE DL TEACHER	\$98,484.61	\$17,590.44	\$0.00	\$250.00	\$0.00	\$116,325.05	0	14
DEAN, STEPHANIE J	ELEM INSTRUCTIONAL COACH	\$82,434.06	\$19,298.83	\$0.00	\$250.00	\$0.00	\$101,982.89	0	14

Community Unit School District 300
Public Act 097-0609
Compensation Package of \$75,000+ for the 2024-2025 School Year
As of 9/5/2024

Employee	Position	Salary with Pension	Health, Dental, Vision, & Life Insurance	Mileage	HRA Deposit	Bonus	Total Compensation Package	Vacation, Flex Days & Hours	Sick & Personal Days/Hours
DEC, MICHELLE O	HS ENGLISH TEACHER	\$69,872.52	\$7,003.87	\$0.00	\$250.00	\$0.00	\$77,126.39	0	14
DEDIC, CURT P	HS SCIENCE TEACHER	\$87,447.24	\$26,985.67	\$0.00	\$250.00	\$0.00	\$114,682.91	0	14
DEFAUW, GARRETT C	DIRECTOR OF COMMUNICATION SVCS	\$110,460.68	\$34,361.87	\$2,700.00	\$300.00	\$0.00	\$147,822.55	25	14
DEGIULIO, LAURA M	MS LANGUAGE ARTS TEACHER	\$98,484.61	\$7,584.67	\$0.00	\$250.00	\$0.00	\$106,319.28	0	14
DEIHS, KELSEY A	ELEM INTERVENTIONIST-ELA	\$85,765.93	\$26,826.79	\$0.00	\$250.00	\$0.00	\$112,842.72	0	14
DELARMENTE, RONALD A	HS AVID TEACHER	\$69,792.30	\$26,985.67	\$0.00	\$250.00	\$0.00	\$97,027.97	0	14
DELGADO, XENIA	COORDINATOR	\$111,648.34	\$16,729.56	\$1,500.00	\$300.00	\$0.00	\$130,177.90	25	14
DELONG, JENNIFER A	MS SOCIAL STUDIES TEACHER	\$108,897.79	\$13,117.55	\$0.00	\$250.00	\$0.00	\$122,265.35	0	14
DELUGA, DARCY A	ELEM SECOND GRADE TEACHER	\$63,313.18	\$26,985.67	\$0.00	\$250.00	\$0.00	\$90,548.85	0	14
DEMARCO, CHERYL K	SCHOOL SOCIAL WORKER	\$93,523.26	\$11,955.02	\$0.00	\$250.00	\$0.00	\$105,728.28	0	14
DEMARS, BONNIE M	ELEM FIRST GRADE TEACHER	\$82,434.06	\$17,403.72	\$0.00	\$250.00	\$0.00	\$100,087.78	0	14
DEMETRIOU, BRIDGET R	ELEM ESL TEACHER	\$107,392.03	\$19,829.02	\$0.00	\$250.00	\$0.00	\$127,471.05	0	14
DEMUTH, KATHLEEN M	ELEM KINDERGARTEN TEACHER	\$68,502.19	\$27,118.32	\$0.00	\$250.00	\$0.00	\$95,870.51	0	14
DENG, JESSICA C	ELEM FOURTH GRADE TEACHER	\$89,198.89	\$10,207.30	\$0.00	\$250.00	\$0.00	\$99,656.19	0	14
DENNY, JACK W	HS SOCIAL STUDIES TEACHER	\$64,578.02	\$12,034.58	\$0.00	\$250.00	\$0.00	\$76,862.60	0	14
DEVORE, MARY B	ELEM PRE-PRIM TEACHER	\$97,018.52	\$17,403.72	\$0.00	\$250.00	\$0.00	\$114,672.24	0	14
DEXTER, COREY L	ELEM THIRD GRADE TEACHER	\$84,082.41	\$7,083.43	\$0.00	\$250.00	\$0.00	\$91,415.84	0	14
DIAZ, MERARIS	MEDIA TEACHER	\$79,323.07	\$17,590.44	\$0.00	\$250.00	\$0.00	\$97,163.51	0	14
DICIANNI, MEGAN K	HS INSTRUCTIONAL COACH	\$65,074.72	\$10,135.90	\$0.00	\$250.00	\$0.00	\$75,460.62	0	14
DIDRICKSEN, JEFFREY J	ELEM SECOND GRADE TEACHER	\$69,901.09	\$23,835.42	\$0.00	\$250.00	\$0.00	\$93,986.51	0	14
DIEM, MEGHAN E	HS MATH TEACHER	\$77,768.12	\$11,545.42	\$0.00	\$250.00	\$0.00	\$89,563.54	0	14
DIETZ, DAWN M	ELEM ASSISTANT PRINCIPAL	\$97,828.56	\$166.56	\$900.00	\$300.00	\$0.00	\$99,195.12	4	14
DIETZ, GRANT W	CROSS CAT TEACHER	\$74,064.83	\$12,182.35	\$0.00	\$250.00	\$0.00	\$86,497.18	0	14
DIFATTA, ELISA M	ELEM INTERVENTIONIST-BI	\$122,454.93	\$17,403.72	\$0.00	\$250.00	\$0.00	\$140,108.65	0	14
DILLOW, HAYLEY N	ELEM THIRD GRADE TEACHER	\$65,769.22	\$10,207.30	\$0.00	\$250.00	\$0.00	\$76,226.52	0	14
DIMATTEO, STEPHANIE M	ELEM ASSISTANT PRINCIPAL	\$99,786.80	\$653.93	\$900.00	\$300.00	\$0.00	\$101,640.73	4	14
DINUZZO, JILL MELISSA	MS PE TEACHER	\$74,749.44	\$17,087.04	\$0.00	\$250.00	\$0.00	\$92,086.48	0	14
DISANTI, KAITLIN A	SCHOOL SOCIAL WORKER	\$73,201.09	\$10,286.86	\$0.00	\$250.00	\$0.00	\$83,737.95	0	14
DIVITO, AMANDA E	ELEM KINDERGARTEN TEACHER	\$80,817.58	\$11,836.75	\$0.00	\$250.00	\$0.00	\$92,904.33	0	14
DIXON, MICHELLE L	CROSS CAT TEACHER	\$89,198.89	\$19,640.71	\$0.00	\$250.00	\$0.00	\$109,089.60	0	14
DODSON, EVERLEAN	LEGAL COORDINATOR/PARALEGAL	88,893.00	\$7,083.43	\$0.00	\$250.00	\$0.00	\$96,226.43	20	15
DOHENY, LISA M	SCHOOL PSYCHOLOGIST	\$106,642.85	\$12,233.38	\$0.00	\$250.00	\$0.00	\$119,126.23	0	14

Community Unit School District 300
Public Act 097-0609
Compensation Package of \$75,000+ for the 2024-2025 School Year
As of 9/5/2024

Employee	Position	Salary with Pension	Health, Dental, Vision, & Life Insurance	Mileage	HRA Deposit	Bonus	Total Compensation Package	Vacation, Flex Days & Hours	Sick & Personal Days/Hours
DOLD, DANIEL J	BUILDING MANAGER	85,024.00	\$17,590.44	\$0.00	\$250.00	\$0.00	\$102,864.44	20	15
DOLL, LAURA A	ELEM FIFTH GRADE TEACHER	\$68,425.27	\$17,051.17	\$0.00	\$250.00	\$0.00	\$85,726.44	0	14
DOMENZ, THOMAS W	HS ART TEACHER	\$113,130.76	\$25.92	\$0.00	\$250.00	\$0.00	\$113,406.68	0	14
DOMINGUEZ, ARIANIS	STUDENT ACCTS/FOOD SERV SPEC	58,401.36	\$17,590.44	\$0.00	\$0.00	\$0.00	\$75,991.80	20	15
DOMINGUEZ, LILA	PRE-SCHOOL FOR ALL	\$58,491.20	\$17,403.72	\$0.00	\$250.00	\$0.00	\$76,144.92	0	14
DONATI, AMANDA	SCHOOL SOCIAL WORKER	\$79,203.29	\$12,577.25	\$0.00	\$250.00	\$0.00	\$92,030.54	0	14
DONIS, GINA L	HS ENGLISH TEACHER	\$72,697.80	\$11,465.86	\$0.00	\$250.00	\$0.00	\$84,413.66	0	14
DORNBOS, KIMBERLY A	ELEM FIFTH GRADE TEACHER	\$128,344.70	\$12,074.50	\$0.00	\$250.00	\$0.00	\$140,669.20	0	14
DOUGLAS, SHERRY L	MS EXPLORATORY TEACHER	\$106,603.29	\$7,003.87	\$0.00	\$250.00	\$0.00	\$113,857.16	0	14
DRISCOLL, AMY J	ELEM SECOND GRADE TEACHER	\$108,736.25	\$1,132.32	\$0.00	\$250.00	\$0.00	\$110,118.57	0	14
DRISCOLL, JAMIE M	MS ASSISTANT PRINCIPAL	\$105,503.29	\$179.76	\$900.00	\$300.00	\$0.00	\$106,883.05	25	14
DROBNY, VLADKO R	ELEM FOURTH GRADE TEACHER	\$68,530.76	\$11,995.63	\$0.00	\$250.00	\$0.00	\$80,776.39	0	14
DROLEN, ALLISON R	ELEM THIRD GRADE TEACHER	\$69,901.09	\$17,403.72	\$0.00	\$250.00	\$0.00	\$87,554.81	0	14
DRZIK, BRIDGET E	HS MATH TEACHER	\$82,434.06	\$23,648.70	\$0.00	\$250.00	\$0.00	\$106,332.76	0	14
DUAMROH, ANNA B	SCHOOL SOCIAL WORKER	\$73,201.09	\$11,465.86	\$0.00	\$250.00	\$0.00	\$84,916.95	0	14
DUFFEY, KIMBERLY H	MS MATH TEACHER	\$133,530.82	\$13,249.19	\$0.00	\$250.00	\$0.00	\$147,030.02	0	14
DUGGER, JACLYN S	HS SCIENCE TEACHER	\$84,082.41	\$17,590.44	\$0.00	\$250.00	\$0.00	\$101,922.85	0	14
DUMAS, TIFFANY N	HS PE TEACHER	\$72,614.28	\$17,590.44	\$0.00	\$250.00	\$0.00	\$90,454.72	0	14
DURAY, MICHELLE J	ELEM FIFTH GRADE TEACHER	\$101,679.11	\$11,465.86	\$0.00	\$250.00	\$0.00	\$113,394.97	0	14
DUTTON, JENNIFER E	HS FRENCH TEACHER	\$85,731.86	\$19,298.83	\$0.00	\$250.00	\$0.00	\$105,280.69	0	14
DWYER, LISA M	HS MATH TEACHER	\$124,903.29	\$11,597.50	\$0.00	\$250.00	\$0.00	\$136,750.79	0	14
EATON, ALEXA R	ELEM FIFTH GRADE TEACHER	\$74,749.44	\$10,207.30	\$0.00	\$250.00	\$0.00	\$85,206.74	0	14
EHARDT, JEFFREY M	DIRECTOR OF FINANCE	\$166,784.60	\$34,559.27	\$2,700.00	\$300.00	\$0.00	\$204,343.87	25	14
EHMEN, RYAN E	MS AVID TEACHER	\$84,082.41	\$25.92	\$0.00	\$250.00	\$0.00	\$84,358.33	0	14
EHRMANN, JOSEPH N	DIRECTOR	\$159,946.80	\$25,940.46	\$2,700.00	\$300.00	\$0.00	\$188,887.26	25	14
ELLETT, JENNIFER C	STUDENT SERVICES SPECIALISTS	\$125,731.86	\$34,191.30	\$1,500.00	\$300.00	\$0.00	\$161,723.16	25	14
ELLIOTT, PAMELA K	ELEM FIRST GRADE TEACHER	\$82,530.76	\$26,798.95	\$0.00	\$250.00	\$0.00	\$109,579.71	0	14
ELLIS, TISHA L	HS ART TEACHER	\$106,642.85	\$26,985.67	\$0.00	\$250.00	\$0.00	\$133,878.52	0	14
ENFIELD, KRISTEN M	HS ESL TEACHER	\$65,840.65	\$19,640.71	\$0.00	\$250.00	\$0.00	\$85,731.36	0	14
ENGEL, JAIME L	ELEM INTERVENTIONIST-MATH	\$67,159.33	\$11,616.14	\$0.00	\$250.00	\$0.00	\$79,025.47	0	14
ENRIQUEZ, FLORISCILLA	ACCOUNTING COORDINATOR	95,879.00	\$11,545.42	\$0.00	\$250.00	\$0.00	\$107,674.42	15	15
ENSIGN, KAYLA R	CROSS CAT TEACHER	\$75,548.34	\$11,545.42	\$0.00	\$250.00	\$0.00	\$87,343.76	0	14

Community Unit School District 300
Public Act 097-0609
Compensation Package of \$75,000+ for the 2024-2025 School Year
As of 9/5/2024

Employee	Position	Salary with Pension	Health, Dental, Vision, & Life Insurance	Mileage	HRA Deposit	Bonus	Total Compension Package	Vacation, Flex Days & Hours	Sick & Personal Days/Hours
ERFORT, VANESSA LYNNE	HS ENGLISH TEACHER	\$77,768.12	\$25.92	\$0.00	\$250.00	\$0.00	\$78,044.04	0	14
ERICKSEN, VICTORIA T	MS LANGUAGE ARTS TEACHER	\$80,785.71	\$26,985.67	\$0.00	\$250.00	\$0.00	\$108,021.38	0	14
ERICKSON, KARI E	SCHOOL PSYCHOLOGIST	\$87,447.24	\$26,038.15	\$0.00	\$250.00	\$0.00	\$113,735.39	0	14
ESPINDOLA, PATRICIA A	ELEM SECOND GRADE DL TEACHER	\$102,462.63	\$11,545.42	\$0.00	\$250.00	\$0.00	\$114,258.05	0	14
ESPOSITO, BRIAN N	HS MATH TEACHER	\$79,203.29	\$25.92	\$0.00	\$250.00	\$0.00	\$79,479.21	0	14
ESPOSITO, MARY P	DIVISION HEAD	\$116,158.23	\$22,804.31	\$900.00	\$300.00	\$0.00	\$140,162.54	4	14
ESTEVE LOPEZ, MARIA A	ELEM PRE-PRIM TEACHER-BI	\$87,447.24	\$444.36	\$0.00	\$250.00	\$0.00	\$88,141.60	0	14
EVANS, TOR O	SCHOOL COUNSELOR	\$76,154.94	\$26,170.80	\$0.00	\$250.00	\$0.00	\$102,575.74	0	14
EVERETT, KENDRA L	HS ENGLISH TEACHER	\$106,642.85	\$26,798.95	\$0.00	\$250.00	\$0.00	\$133,691.80	0	14
FACTLY, CARA D	ELEM FOURTH GRADE TEACHER	\$90,982.41	\$11,955.02	\$0.00	\$250.00	\$0.00	\$103,187.43	0	14
FAIN, CHRISTINA M	DIVISION HEAD	\$125,731.86	\$34,510.67	\$900.00	\$300.00	\$0.00	\$161,442.53	4	14
FALK, GEOFFREY R	DIVISION HEAD	\$144,427.46	\$34,410.23	\$900.00	\$300.00	\$0.00	\$180,037.69	4	14
FARKASCHEK, CRYSTAL M	ELEM ASSISTANT PRINCIPAL	\$95,909.88	\$13,685.93	\$900.00	\$300.00	\$0.00	\$110,795.81	4	14
FARMER, ASHLEY S	ELEM FOURTH GRADE DL TEACHER	\$94,659.33	\$23,648.70	\$0.00	\$250.00	\$0.00	\$118,558.03	0	14
FARRELL, AMY M	ELEM INTERVENTIONIST-MATH	\$113,130.76	\$26,798.95	\$0.00	\$250.00	\$0.00	\$140,179.71	0	14
FEATHERLY, HARVEY MICHAEL	HS SOCIAL STUDIES TEACHER	\$98,484.61	\$11,955.02	\$0.00	\$250.00	\$0.00	\$110,689.63	0	14
FED, CHARLES E	HS PE TEACHER	\$75,548.34	\$19,298.83	\$0.00	\$250.00	\$0.00	\$95,097.17	0	14
FELTMAN, LAURA B	COGNITIVE DISABILITIES TEACHER	\$84,082.41	\$17,244.84	\$0.00	\$250.00	\$0.00	\$101,577.25	0	14
FELTMAN, LISA M	ELEM INSTRUCTIONAL COACH	\$133,530.82	\$12,174.14	\$0.00	\$250.00	\$0.00	\$145,954.96	0	14
FENNER, DARA S	SUPERVISORY DEAN	\$93,795.60	\$17,368.91	\$900.00	\$300.00	\$0.00	\$112,364.51	4	14
FERBRACHE, JESSICA R	SCHOOL COUNSELOR	\$74,665.93	\$11,465.86	\$0.00	\$250.00	\$0.00	\$86,381.79	0	14
FERNANDEZ SUAREZ, ANA I	MS DUAL LANGUAGE	\$81,778.01	\$25.92	\$0.00	\$250.00	\$0.00	\$82,053.93	0	14
FERNANDEZ, YVET BETTY	ELEM ESL TEACHER	\$102,699.66	\$12,722.54	\$0.00	\$250.00	\$0.00	\$115,672.20	0	14
FERRANTE, KELLY E	ELEM FIRST GRADE TEACHER	\$82,434.06	\$11,465.86	\$0.00	\$250.00	\$0.00	\$94,149.92	0	14
FERRIS, CHARLOTTE L	HR SYSTEMS MANAGER	91,951.00	\$17,087.04	\$0.00	\$250.00	\$0.00	\$109,288.04	15	15
FESSLER, JILLENE N	COGNITIVE DISABILITIES TEACHER	\$67,186.81	\$17,590.44	\$0.00	\$250.00	\$0.00	\$85,027.25	0	14
FEWELL, ALISSA C	ELEM SKILLS FOR SUCCESS	\$94,804.39	\$17,403.72	\$0.00	\$250.00	\$0.00	\$112,458.11	0	14
FILLMORE, ERIN	ELEM SECOND GRADE TEACHER	\$108,775.81	\$25.92	\$0.00	\$250.00	\$0.00	\$109,051.73	0	14
FILLMORE, ROBERT S	CROSS CAT TEACHER	\$110,950.54	\$39,028.05	\$0.00	\$250.00	\$0.00	\$150,228.59	0	14
FINGER, DANIEL R	TECH SYSTEMS MANAGER	86,014.00	\$10,286.86	\$0.00	\$250.00	\$0.00	\$96,550.86	15	15
FIORITO, JOSHUA B	EMOTIONAL DISORDER TEACHER	\$63,286.81	\$26,985.67	\$0.00	\$250.00	\$0.00	\$90,522.48	0	14
FISCHER, ALEXANDER J	HS MATH TEACHER	\$77,768.12	\$27,118.32	\$0.00	\$250.00	\$0.00	\$105,136.44	0	14

Community Unit School District 300
Public Act 097-0609
Compensation Package of \$75,000+ for the 2024-2025 School Year
As of 9/5/2024

Employee	Position	Salary with Pension	Health, Dental, Vision, & Life Insurance	Mileage	HRA Deposit	Bonus	Total Compensation Package	Vacation, Flex Days & Hours	Sick & Personal Days/Hours
FISHER, MOLLY E	HS ENGLISH TEACHER	\$89,231.86	\$19,298.83	\$0.00	\$250.00	\$0.00	\$108,780.69	0	14
FITCHIE, JENNIFER L	ELEM ESL TEACHER	\$100,606.58	\$33,579.97	\$0.00	\$250.00	\$0.00	\$134,436.55	0	14
FITCHIE, JOSEPH	SCHOOL COUNSELOR	\$96,552.74	\$25.92	\$0.00	\$250.00	\$0.00	\$96,828.66	0	14
FLAIRTY, SHANNON M	NON CERTIFIED GRAPHIC DESIGNER	62,640.00	\$19,640.71	\$0.00	\$250.00	\$0.00	\$82,530.71	15	15
FLONES, CATHRYN A	MS SCIENCE TEACHER	\$141,540.03	\$27,118.32	\$0.00	\$250.00	\$0.00	\$168,908.35	0	14
FLUIXA CLOQUELL, MONICA	MS DUAL LANGUAGE	\$81,778.01	\$25.92	\$0.00	\$250.00	\$0.00	\$82,053.93	0	14
FODOR, STEPHEN G	MS COMPUTER LITERACY TEACHER	\$95,817.57	\$25.92	\$0.00	\$250.00	\$0.00	\$96,093.49	0	14
FOLTA, AMY M	CROSS CAT TCHR-RESOURCE-EL	\$100,452.74	\$12,182.35	\$0.00	\$250.00	\$0.00	\$112,885.09	0	14
FORADAS, PETER M	SCHOOL SOCIAL WORKER	\$76,154.94	\$20,420.14	\$0.00	\$250.00	\$0.00	\$96,825.08	0	14
FORSYTH, ARLENE E	SCHOOL COUNSELOR	\$100,452.74	\$11,955.02	\$0.00	\$250.00	\$0.00	\$112,657.76	0	14
FORTUNATO, SCOTT P	HS ENGLISH TEACHER	\$84,082.41	\$17,590.44	\$0.00	\$250.00	\$0.00	\$101,922.85	0	14
FOSS, KRISTINA L	ELEM FOURTH GRADE TEACHER	\$102,462.63	\$25.92	\$0.00	\$250.00	\$0.00	\$102,738.55	0	14
FOSTER, TERRY L	HS ORCHESTRA TEACHER	\$78,602.19	\$1,132.32	\$0.00	\$250.00	\$0.00	\$79,984.51	0	14
FOSTER, THOMAS B	MS ASSISTANT PRINCIPAL	\$105,503.29	\$24,948.59	\$900.00	\$300.00	\$0.00	\$131,651.88	25	14
FOWLER, BRIANNE M	ELEM FIFTH GRADE TEACHER	\$89,231.86	\$26,985.67	\$0.00	\$250.00	\$0.00	\$116,467.53	0	14
FRANK, KATHERINE J	CERTIFIED NURSE	\$69,901.09	\$26,985.67	\$0.00	\$250.00	\$0.00	\$97,136.76	0	14
FRANK, ROSEMARY J	SPEECH PATHOLOGIST	\$128,344.70	\$27,118.32	\$0.00	\$250.00	\$0.00	\$155,713.02	0	14
FRAZER, ZACHARY L	MS ASSISTANT PRINCIPAL	\$109,765.92	\$13,431.89	\$900.00	\$300.00	\$0.00	\$124,397.81	25	14
FREEMAN, BRANDANN E	HEAD CUSTODIAN	61,992.72	\$19,112.11	\$0.00	\$0.00	\$1,000.00	\$82,104.83	20	15
FREEMAN, PATRICIA L	SPEECH PATHOLOGIST	\$111,444.84	\$25.92	\$0.00	\$250.00	\$0.00	\$111,720.76	0	14
FREKE, JULIA M	ELEM SECOND GRADE TEACHER	\$113,966.93	\$10,207.30	\$0.00	\$250.00	\$0.00	\$124,424.23	0	14
FREY, LUCILLE L	CROSS CAT TEACHER	\$57,343.95	\$19,298.83	\$0.00	\$250.00	\$0.00	\$76,892.78	0	14
FRIEDERS, KELLY L	MS LANGUAGE ARTS TEACHER	\$102,462.63	\$26,931.60	\$0.00	\$250.00	\$0.00	\$129,644.23	0	14
FRIES, KRISTIN A	HS AVID TEACHER	\$108,736.25	\$20,514.07	\$0.00	\$250.00	\$0.00	\$129,500.32	0	14
FRITZ, HANNA M	PRE-PRIM SPEC ED TEACHER	\$64,551.64	\$12,763.97	\$0.00	\$250.00	\$0.00	\$77,565.61	0	14
FRYER, JACOB G	HS SOCIAL STUDIES TEACHER	\$72,614.28	\$11,545.42	\$0.00	\$250.00	\$0.00	\$84,409.70	0	14
FRYER, MATTHEW W	ELEM FIFTH GRADE TEACHER	\$60,829.66	\$17,590.44	\$0.00	\$250.00	\$0.00	\$78,670.10	0	14
FRYSTAK, MARK P	MS LANGUAGE ARTS TEACHER	\$86,781.31	\$7,083.43	\$0.00	\$250.00	\$0.00	\$94,114.74	0	14
FULLER, KIMBERLY	HS ART TEACHER	\$91,123.07	\$25.92	\$0.00	\$250.00	\$0.00	\$91,398.99	0	14
GALLIART, KATHRYN L	ELEM INSTRUCTIONAL COACH	\$84,082.41	\$27,118.32	\$0.00	\$250.00	\$0.00	\$111,450.73	0	14
GALYON, MARY F	ELEM INSTRUCTIONAL COACH	\$96,552.74	\$26,798.95	\$0.00	\$250.00	\$0.00	\$123,601.69	0	14
GAMBARDELLA, MICHELLE	STUDENT SERVICES SPECIALISTS	\$149,925.35	\$24,819.06	\$1,500.00	\$300.00	\$0.00	\$176,544.41	25	14

Community Unit School District 300
Public Act 097-0609
Compensation Package of \$75,000+ for the 2024-2025 School Year
As of 9/5/2024

Employee	Position	Salary with Pension	Health, Dental, Vision, & Life Insurance	Mileage	HRA Deposit	Bonus	Total Compensation Package	Vacation, Flex Days & Hours	Sick & Personal Days/Hours
GARAY, JOCELYN V	SCHOOL SOCIAL WORKER	\$67,627.47	\$11,465.86	\$0.00	\$250.00	\$0.00	\$79,343.33	0	14
GARAY, LESLIE T	MS EXPLORATORY TEACHER	\$65,769.22	\$11,955.02	\$0.00	\$250.00	\$0.00	\$77,974.24	0	14
GARCIA SILVA, ROSALBA	CERTIFIED ADVISOR	\$74,064.83	\$23,648.70	\$0.00	\$250.00	\$0.00	\$97,963.53	0	14
GARCIA, DAVID	PURCHASING MANAGER	64,677.00	\$17,496.61	\$0.00	\$250.00	\$0.00	\$82,423.61	15	15
GARCIA, EDITH M	HR COORDINATOR	67,160.00	\$11,678.95	\$0.00	\$250.00	\$0.00	\$79,088.95	15	15
GARD, JULIE E	ELEM INSTRUCTIONAL COACH	\$82,434.06	\$25.92	\$0.00	\$250.00	\$0.00	\$82,709.98	0	14
GARNETT, DANA D	HR ADMIN SEC	71,576.64	\$12,182.35	\$0.00	\$250.00	\$0.00	\$84,008.99	20	15
GARRIDO, LORENZO	HEAD CUSTODIAN-HIGH SCHOOL	63,788.40	\$17,590.44	\$0.00	\$0.00	\$0.00	\$81,378.84	22	15
GARZA, MARIA E	ASSISTANT TO TEACH & LEARNING	61,992.72	\$12,763.97	\$0.00	\$0.00	\$1,000.00	\$75,756.69	25	15
GASPER, KELLIE A	HS ENGLISH TEACHER	\$85,731.86	\$11,545.42	\$0.00	\$250.00	\$0.00	\$97,527.28	0	14
GATES, CHRISTOPHER J	SPEECH PATHOLOGIST	\$120,052.74	\$26,931.60	\$0.00	\$250.00	\$0.00	\$147,234.34	0	14
GAVELEK, GINA M	ELEM KINDERGARTEN TEACHER	\$94,659.33	\$12,034.58	\$0.00	\$250.00	\$0.00	\$106,943.91	0	14
GAVIN, ALEXANDRA D	ELEM KINDERGARTEN DL TEACHER	\$100,606.58	\$11,545.42	\$0.00	\$250.00	\$0.00	\$112,402.00	0	14
GAVINA, ADRIANA	ELEM INTERVENTIONIST-BI	\$100,452.74	\$25.92	\$0.00	\$250.00	\$0.00	\$100,728.66	0	14
GAWLIK, MELISSA R	PRE-PRIM FACILITATOR	\$90,982.41	\$25.92	\$0.00	\$250.00	\$0.00	\$91,258.33	0	14
GENARDO, JENELL M	CROSS CAT TEACHER	\$77,652.74	\$12,472.54	\$0.00	\$250.00	\$0.00	\$90,375.28	0	14
GENDE, SARAH E	CROSS CAT TEACHER	\$82,434.06	\$25.92	\$0.00	\$250.00	\$0.00	\$82,709.98	0	14
GENTILE, ELLEN M	SPEECH PATHOLOGIST	\$74,636.26	\$11,955.02	\$0.00	\$250.00	\$0.00	\$86,841.28	0	14
GENTILE, WENDY R	ELEM FIFTH GRADE TEACHER	\$100,452.74	\$19,818.22	\$0.00	\$250.00	\$0.00	\$120,520.96	0	14
GEORGOU, EMILY A	SCHOOL SOCIAL WORKER	\$73,201.09	\$10,207.30	\$0.00	\$250.00	\$0.00	\$83,658.39	0	14
GERKE, CAITLIN E	MS INSTRUCTIONAL COACH	\$68,258.40	\$26,798.95	\$0.00	\$250.00	\$0.00	\$95,307.35	0	14
GERMANN, BARBARA C	MS INSTRUCTIONAL COACH	\$105,787.90	\$26,711.47	\$0.00	\$250.00	\$0.00	\$132,749.37	0	14
GERTZ, STEVEN L	HS ATHLETIC DIRECTOR	\$169,378.16	\$34,263.30	\$1,500.00	\$300.00	\$3,812.16	\$209,253.62	25	14
GIACHETTI, THERESA L	MS INTERVENTIONIST	\$82,401.09	\$25.92	\$0.00	\$250.00	\$0.00	\$82,677.01	0	14
GIANGREGO, KRISTIN E	ELEM ESL TEACHER	\$85,731.86	\$17,590.44	\$0.00	\$250.00	\$0.00	\$103,572.30	0	14
GIERMAN, NICHOLAS J	HS ALTERNATIVE ED TEACHER	\$74,749.44	\$26,985.67	\$0.00	\$250.00	\$0.00	\$101,985.11	0	14
GIFFORD, ANN M	DIRECTOR	\$139,558.23	\$9,132.17	\$2,700.00	\$300.00	\$0.00	\$151,690.40	25	14
GILBERT, ANN	MS MATH TEACHER	\$107,010.70	\$25.92	\$0.00	\$250.00	\$0.00	\$107,286.62	0	14
GILBERT, BRIAN L	ELEM PE TEACHER	\$115,432.96	\$33,393.25	\$0.00	\$250.00	\$0.00	\$149,076.21	0	14
GILLELAND, ALYSSA A	DIRECTOR	\$142,347.24	\$242.52	\$2,700.00	\$300.00	\$0.00	\$145,589.76	25	14
GISCH, KIMBERLY J	SCHOOL COUNSELOR	\$80,817.58	\$11,955.02	\$0.00	\$250.00	\$0.00	\$93,022.60	0	14
GLENN, GARY	DIVISION HEAD	\$133,429.66	\$227.16	\$900.00	\$300.00	\$0.00	\$134,856.82	4	14

Community Unit School District 300
Public Act 097-0609
Compensation Package of \$75,000+ for the 2024-2025 School Year
As of 9/5/2024

Employee	Position	Salary with Pension	Health, Dental, Vision, & Life Insurance	Mileage	HRA Deposit	Bonus	Total Compensation Package	Vacation, Flex Days & Hours	Sick & Personal Days/Hours
GLENN, JANINE M	SUPERVISORY DEAN	\$128,760.43	\$34,387.67	\$900.00	\$300.00	\$0.00	\$164,348.10	4	14
GNAGNI, ERIN M	ELEM PE TEACHER	\$82,434.06	\$27,118.32	\$0.00	\$250.00	\$0.00	\$109,802.38	0	14
GNUTEK, ANTHONY E	HS BAND TEACHER	\$111,078.01	\$39,028.05	\$0.00	\$250.00	\$0.00	\$150,356.06	0	14
GNUTEK, MELANIE	MS SOCIAL STUDIES TEACHER	\$110,910.98	\$25.92	\$0.00	\$250.00	\$0.00	\$111,186.90	0	14
GODFREY, AARON M	MS HEALTH TEACHER	\$103,714.28	\$11,545.42	\$0.00	\$250.00	\$0.00	\$115,509.70	0	14
GOEDEKE, BRENT R	MS SOCIAL STUDIES TEACHER	\$108,736.25	\$29,723.91	\$0.00	\$250.00	\$0.00	\$138,710.16	0	14
GOEDEKE, MELISSA	MS MATH TEACHER	\$110,910.98	\$25.92	\$0.00	\$250.00	\$0.00	\$111,186.90	0	14
GOETZ, MATTHEW R	CERTIFIED ADVISOR	\$84,082.41	\$11,995.63	\$0.00	\$250.00	\$0.00	\$96,328.04	0	14
GOLBECK, MICHELLE C	MS LANGUAGE ARTS TEACHER	\$67,084.61	\$26,985.67	\$0.00	\$250.00	\$0.00	\$94,320.28	0	14
GOLDSTEIN, KAREN B	ELEM KINDERGARTEN TEACHER	\$115,432.96	\$25.92	\$0.00	\$250.00	\$0.00	\$115,708.88	0	14
GOLUCH, CRISTA M	ELEM KINDERGARTEN TEACHER	\$69,872.52	\$26,985.67	\$0.00	\$250.00	\$0.00	\$97,108.19	0	14
GOMBERG, MOLLY C	HS SPANISH TEACHER	\$84,082.41	\$7,083.43	\$0.00	\$250.00	\$0.00	\$91,415.84	0	14
GONZALEZ SOTO, EDITH D	BILINGUAL SPECIAL ED TEACHER	\$94,659.33	\$12,182.35	\$0.00	\$250.00	\$0.00	\$107,091.68	0	14
GONZALEZ, JENNY M	ELEM ESL TEACHER	\$115,392.30	\$27,118.32	\$0.00	\$250.00	\$0.00	\$142,760.62	0	14
GONZALEZ, JIMMY	MAINTENANCE-TRADES G-II	71,618.40	\$26,985.67	\$0.00	\$0.00	\$0.00	\$98,604.07	10	15
GONZALEZ, PRISCILLA	SCHOOL SOCIAL WORKER	\$64,480.21	\$26,798.95	\$0.00	\$250.00	\$0.00	\$91,529.16	0	14
GONZALEZ, SARAH M	ELEM FOURTH GRADE TEACHER	\$63,313.18	\$11,545.42	\$0.00	\$250.00	\$0.00	\$75,108.60	0	14
GONZALEZ, YADHIRA	SCHOOL PSYCHOLOGIST	\$106,603.29	\$184.80	\$0.00	\$250.00	\$0.00	\$107,038.09	0	14
GOOD, LISA L	ELEM INTERVENTIONIST-MATH	\$110,910.98	\$184.80	\$0.00	\$250.00	\$0.00	\$111,345.78	0	14
GOODEN, JENNIFER L	DEAF & HARD OF HEARING TEACHER	\$107,903.29	\$945.60	\$0.00	\$250.00	\$0.00	\$109,098.89	0	14
GOODMAN, BRITANY L	HS AVID TEACHER	\$102,462.63	\$25.92	\$0.00	\$250.00	\$0.00	\$102,738.55	0	14
GOODMAN, TIFFANY C	HS ENGLISH TEACHER	\$98,518.67	\$26,798.95	\$0.00	\$250.00	\$0.00	\$125,567.62	0	14
GORBY, JOHN W	DIVISION HEAD	\$132,504.38	\$34,401.11	\$900.00	\$300.00	\$0.00	\$168,105.49	25	14
GORBY, LORI	MS LANGUAGE ARTS TEACHER	\$77,678.01	\$25.92	\$0.00	\$250.00	\$0.00	\$77,953.93	0	14
GORDON, REBECCA J	SCHOOL SOCIAL WORKER	\$68,981.31	\$11,545.42	\$0.00	\$250.00	\$0.00	\$80,776.73	0	14
GORE, VANESSA M	ELEM FIFTH GRADE TEACHER	\$67,627.47	\$11,545.42	\$0.00	\$250.00	\$0.00	\$79,422.89	0	14
GORHAM, SONJA C	ELEM KINDERGARTEN TEACHER	\$111,612.19	\$26,985.67	\$0.00	\$250.00	\$0.00	\$138,847.86	0	14
GORSKI, DEBRA M	SCHOOL SOCIAL WORKER	\$76,128.56	\$19,453.99	\$0.00	\$250.00	\$0.00	\$95,832.55	0	14
GOSLING, JOHN C	HS PE TEACHER	\$78,602.19	\$25.92	\$0.00	\$250.00	\$0.00	\$78,878.11	0	14
GOUDY, ELIZABETH GRACE	DIRECTOR	\$142,347.24	\$24,806.46	\$2,700.00	\$300.00	\$0.00	\$170,153.70	25	14
GRAACK, SAMUEL R	HS ESL TEACHER	\$57,343.95	\$26,798.95	\$0.00	\$250.00	\$0.00	\$84,392.90	0	14
GRACIOUS, AMANDA L	HS SOCIAL STUDIES TEACHER	\$71,187.91	\$7,584.67	\$0.00	\$250.00	\$0.00	\$79,022.58	0	14

Community Unit School District 300
Public Act 097-0609
Compensation Package of \$75,000+ for the 2024-2025 School Year
As of 9/5/2024

Employee	Position	Salary with Pension	Health, Dental, Vision, & Life Insurance	Mileage	HRA Deposit	Bonus	Total Compensation Package	Vacation, Flex Days & Hours	Sick & Personal Days/Hours
GRADY, GEORGETTE A	SCHOOL SOCIAL WORKER	\$104,514.28	\$25.92	\$0.00	\$250.00	\$0.00	\$104,790.20	0	14
GRAHAM, KATHLEEN S	AUTISM TEACHER	\$87,481.31	\$17,590.44	\$0.00	\$250.00	\$0.00	\$105,321.75	0	14
GRANDZIEL, VICTORIA L	SCHOOL PSYCHOLOGIST	\$100,337.35	\$12,034.58	\$0.00	\$250.00	\$0.00	\$112,621.93	0	14
GRANZOW, ALLISON J	ELEM INTERVENTIONIST-MATH	\$104,514.28	\$7,083.43	\$0.00	\$250.00	\$0.00	\$111,847.71	0	14
GRAVEL, MELANIE D	ASSISTANT SUPERINTENDENT	\$193,147.89	\$485.40	\$2,700.00	\$300.00	\$0.00	\$196,633.29	25	14
GRAY, KAREN A	ELEM INTERVENTIONIST-ELA	\$108,775.81	\$11,995.63	\$0.00	\$250.00	\$0.00	\$121,021.44	0	14
GREEN, MATTHEW B	SCHOOL PSYCHOLOGIST	\$134,397.75	\$20,514.07	\$0.00	\$250.00	\$0.00	\$155,161.82	0	14
GREENBERG, ANGELA F	MS SCIENCE TEACHER	\$74,749.44	\$364.80	\$0.00	\$250.00	\$0.00	\$75,364.24	0	14
GRIFFIN, CYNTHIA R	HS MATH TEACHER	\$96,587.90	\$12,763.97	\$0.00	\$250.00	\$0.00	\$109,601.87	0	14
GRIFFITH, CATHERINE P	MS INTERVENTIONIST	\$82,401.09	\$11,545.42	\$0.00	\$250.00	\$0.00	\$94,196.51	0	14
GRIFFITHS, AMY M	ELEM FOURTH GRADE TEACHER	\$120,052.74	\$20,514.07	\$0.00	\$250.00	\$0.00	\$140,816.81	0	14
GROCHOWSKI, KIRT	MS SOCIAL STUDIES TEACHER	\$102,462.63	\$26,985.67	\$0.00	\$250.00	\$0.00	\$129,698.30	0	14
GROE, VICKI K	CROSS CAT TCHR-RESOURCE-EL	\$69,872.52	\$26,826.79	\$0.00	\$250.00	\$0.00	\$96,949.31	0	14
GROFF, MADELEINE M	HS ENGLISH TEACHER	\$80,785.71	\$6,854.71	\$0.00	\$250.00	\$0.00	\$87,890.42	0	14
GROSSMAYER, MICHELLE L	ELEM FOURTH GRADE TEACHER	\$122,454.93	\$17,590.44	\$0.00	\$250.00	\$0.00	\$140,295.37	0	14
GROVE, NANCY L	AUTISM TEACHER	\$69,901.09	\$19,112.11	\$0.00	\$250.00	\$0.00	\$89,263.20	0	14
GUISINGER, ASHLEY M	MS ASSISTANT PRINCIPAL	\$107,613.18	\$18,057.35	\$900.00	\$300.00	\$0.00	\$126,870.53	25	14
GURKLIS, KATIE M	SPEECH PATHOLOGIST	\$85,731.86	\$7,003.87	\$0.00	\$250.00	\$0.00	\$92,985.73	0	14
GURKLIS, MATTHEW M	CROSS CAT TEACHER	\$67,084.61	\$18,531.31	\$0.00	\$250.00	\$0.00	\$85,865.92	0	14
GURNEY, ASIA	HS PRINCIPAL	\$192,450.59	\$9,081.41	\$1,500.00	\$300.00	\$0.00	\$203,332.00	25	14
GUTH, SARAH J	NON CERTIFIED NURSE	\$67,456.48	\$26,959.44	\$0.00	\$250.00	\$0.00	\$94,665.92	0	14
GUTIERREZ, ARMANDO	DAY CUSTODIAN	55,164.96	\$21,577.98	\$0.00	\$0.00	\$1,000.00	\$77,742.94	25	15
GUZMAN, JORGE	MAINTENANCE-TRADES F-I	65,897.28	\$17,403.72	\$0.00	\$0.00	\$0.00	\$83,301.00	23	15
GYLLBORG, AMY B	SCHOOL PSYCHOLOGIST	\$89,095.60	\$26,640.07	\$0.00	\$250.00	\$0.00	\$115,985.67	0	14
HAASE, MICHAEL A	MS EXPLORATORY TEACHER	\$86,781.31	\$27,118.32	\$0.00	\$250.00	\$0.00	\$114,149.63	0	14
HAASE, TONYA M	DEAF & HARD OF HEARING TEACHER	\$104,670.32	\$1,132.32	\$0.00	\$250.00	\$0.00	\$106,052.64	0	14
HAEFFNER, TAMARA MARIE JAYES	MS INTERVENTIONIST-ELA	\$102,462.63	\$27,118.32	\$0.00	\$250.00	\$0.00	\$129,830.95	0	14
HAGER, KELLI L	MS INTERVENTIONIST-MATH	\$106,603.29	\$27,118.32	\$0.00	\$250.00	\$0.00	\$133,971.61	0	14
HAINES, MELANIE A	CROSS CAT TCHR-RESOURCE-EL	\$78,602.19	\$1,044.84	\$0.00	\$250.00	\$0.00	\$79,897.03	0	14
HALEVY, VICTORIA M	MS SCIENCE TEACHER	\$71,187.91	\$11,545.42	\$0.00	\$250.00	\$0.00	\$82,983.33	0	14
HALL, LEIA M	ELEM PE TEACHER	\$67,186.81	\$11,545.42	\$0.00	\$250.00	\$0.00	\$78,982.23	0	14
HALLIGAN, JANE M	CROSS CAT TEACHER	\$144,470.61	\$11,678.95	\$0.00	\$250.00	\$0.00	\$156,399.56	0	14

Community Unit School District 300
Public Act 097-0609
Compensation Package of \$75,000+ for the 2024-2025 School Year
As of 9/5/2024

Employee	Position	Salary with Pension	Health, Dental, Vision, & Life Insurance	Mileage	HRA Deposit	Bonus	Total Compensation Package	Vacation, Flex Days & Hours	Sick & Personal Days/Hours
HALLORAN, REBECCA L	ELEM INSTRUCTIONAL COACH	\$78,194.99	\$26,931.60	\$0.00	\$250.00	\$0.00	\$105,376.59	0	14
HAM, JADE S	ELEM SECOND GRADE TEACHER	\$72,614.28	\$26,985.67	\$0.00	\$250.00	\$0.00	\$99,849.95	0	14
HAMLIN, SHARON R	ELEM ESL TEACHER	\$66,374.72	\$25,879.27	\$0.00	\$250.00	\$0.00	\$92,503.99	0	14
HAMMOND, ANGELA M	ELEMENTARY PRINCIPAL	\$123,928.56	\$13,376.18	\$1,500.00	\$300.00	\$0.00	\$139,104.74	25	14
HAMRICK, TAMMY M	MS SOCIAL STUDIES TEACHER	\$113,298.89	\$17,590.44	\$0.00	\$250.00	\$0.00	\$131,139.33	0	14
HANETHO, KOLLEEN C	SCHOOL SOCIAL WORKER	\$132,394.49	\$17,732.64	\$0.00	\$250.00	\$0.00	\$150,377.13	0	14
HANKS, CAROL L	ELEM THIRD GRADE TEACHER	\$56,219.78	\$23,835.42	\$0.00	\$250.00	\$0.00	\$80,305.20	0	14
HANLEY, DANIELLE C	ELEM SECOND GRADE TEACHER	\$75,548.34	\$19,298.83	\$0.00	\$250.00	\$0.00	\$95,097.17	0	14
HANLEY, MICHAEL	HS SCIENCE TEACHER	\$75,548.34	\$11,126.98	\$0.00	\$250.00	\$0.00	\$86,925.32	0	14
HANRAHAN, MELISSA M	MS MATH TEACHER	\$72,614.28	\$17,403.72	\$0.00	\$250.00	\$0.00	\$90,268.00	0	14
HAPANOVICH, NICOLE M	MS SCIENCE TEACHER	\$67,186.81	\$11,465.86	\$0.00	\$250.00	\$0.00	\$78,902.67	0	14
HARBUCK, MARCUS T	SCHOOL COUNSELOR	\$84,050.54	\$26,985.67	\$0.00	\$250.00	\$0.00	\$111,286.21	0	14
HARDY, PATRICK B	HS PRINCIPAL	\$189,788.99	\$24,627.12	\$1,500.00	\$300.00	\$0.00	\$216,216.11	25	14
HARNER, BETH A	HS ALTERNATIVE LEARN OP COACH	\$117,698.89	\$13,117.55	\$0.00	\$250.00	\$0.00	\$131,066.44	0	14
HARRIES, ADRIAN W	DIRECTOR - DIVERSITY EQUITY AN	\$195,413.17	\$24,903.66	\$2,700.00	\$300.00	\$0.00	\$223,316.83	25	14
HARRIS, LISA M	SPEECH PATHOLOGIST	\$115,392.30	\$27,118.32	\$0.00	\$250.00	\$0.00	\$142,760.62	0	14
HARRIS, SUSAN N	ELEM KINDERGARTEN TEACHER	\$108,897.79	\$27,118.32	\$0.00	\$250.00	\$0.00	\$136,266.11	0	14
HART, DANIEL C	ELEM SECOND GRADE TEACHER	\$71,187.91	\$19,453.99	\$0.00	\$250.00	\$0.00	\$90,891.90	0	14
HARTIGAN, STACEY L	ELEM THIRD GRADE TEACHER	\$63,313.18	\$11,545.42	\$0.00	\$250.00	\$0.00	\$75,108.60	0	14
HARTLEY, STACY J	CROSS CAT TCHR-RESOURCE-EL	\$101,679.11	\$26,798.95	\$0.00	\$250.00	\$0.00	\$128,728.06	0	14
HASAPIS, STEPHANIE M	HS MATH TEACHER	\$77,768.12	\$11,465.86	\$0.00	\$250.00	\$0.00	\$89,483.98	0	14
HASTINGS, LEISA A	ELEM FOURTH GRADE TEACHER	\$130,575.56	\$17,590.44	\$0.00	\$250.00	\$0.00	\$148,416.00	0	14
HAUGEN, JANINE M	CROSS CAT TEACHER	\$113,130.76	\$17,403.72	\$0.00	\$250.00	\$0.00	\$130,784.48	0	14
HAUGENS, EDWARD P	HS MATH TEACHER	\$117,698.89	\$39,028.05	\$0.00	\$250.00	\$0.00	\$156,976.94	0	14
HAUGENS, MELISSA	HS MATH TEACHER	\$98,484.61	\$25.92	\$0.00	\$250.00	\$0.00	\$98,760.53	0	14
HAWKINS, HEATHER M	ELEM PE TEACHER	\$88,518.67	\$26,798.95	\$0.00	\$250.00	\$0.00	\$115,567.62	0	14
HAWLEY, JULIE A	MS ESL TEACHER	\$65,869.22	\$10,974.82	\$0.00	\$250.00	\$0.00	\$77,094.04	0	14
HAYES, TIMOTHY R	HS SOCIAL STUDIES TEACHER	\$79,234.06	\$17,087.04	\$0.00	\$250.00	\$0.00	\$96,571.10	0	14
HEICHEL, DANIELLE K	COGNITIVE DISABILITIES TEACHER	\$74,064.83	\$11,465.86	\$0.00	\$250.00	\$0.00	\$85,780.69	0	14
HEIKKINEN, DAMON E	MS ORCHESTRA TEACHER	\$67,159.33	\$12,535.82	\$0.00	\$250.00	\$0.00	\$79,945.15	0	14
HEINISCH, JENNIFER M	SPEECH PATHOLOGIST	\$115,392.30	\$27,118.32	\$0.00	\$250.00	\$0.00	\$142,760.62	0	14
HEINZ, ALYSSA J	EMOTIONAL DISORDER TEACHER	\$60,854.94	\$20,262.34	\$0.00	\$250.00	\$0.00	\$81,367.28	0	14

Community Unit School District 300
Public Act 097-0609
Compensation Package of \$75,000+ for the 2024-2025 School Year
As of 9/5/2024

Employee	Position	Salary with Pension	Health, Dental, Vision, & Life Insurance	Mileage	HRA Deposit	Bonus	Total Compensation Package	Vacation, Flex Days & Hours	Sick & Personal Days/Hours
HELMINSKI, CARA S	CROSS CAT TEACHER	\$132,394.49	\$19,298.83	\$0.00	\$250.00	\$0.00	\$151,943.32	0	14
HENDRIKSEN, REBECCA J	ELEM INTERVENTIONIST-ELA	\$75,637.36	\$7,003.87	\$0.00	\$250.00	\$0.00	\$82,891.23	0	14
HENNESSY, KELLY S	FACILITATOR	\$78,602.19	\$1,132.32	\$0.00	\$250.00	\$0.00	\$79,984.51	0	14
HENNING, MARISA C	ELEM MUSIC TEACHER	\$71,187.91	\$12,182.35	\$0.00	\$250.00	\$0.00	\$83,620.26	0	14
HENNINGSEN, BETH K	SPEECH PATHOLOGIST	\$102,462.63	\$12,182.35	\$0.00	\$250.00	\$0.00	\$114,894.98	0	14
HERB, JEFFREY M	ASSISTANT SUPERINTENDENT	\$191,621.96	\$25,097.51	\$2,700.00	\$300.00	\$0.00	\$219,719.47	25	14
HEREVIA GARZA, ABIEL O	ELEM FIFTH GRADE DL TEACHER	\$69,901.09	\$11,545.42	\$0.00	\$250.00	\$0.00	\$81,696.51	0	14
HERFF, JAMES N	SUPERVISORY DEAN	\$119,782.17	\$34,498.79	\$900.00	\$300.00	\$3,812.16	\$159,293.12	4	14
HERMANN, BROOKE A	ELEM FIFTH GRADE TEACHER	\$98,518.67	\$17,590.44	\$0.00	\$250.00	\$0.00	\$116,359.11	0	14
HERMANN, LORI A	HS ASSISTANT PRINCIPAL	\$107,335.37	\$33,571.30	\$900.00	\$300.00	\$0.00	\$142,106.67	25	14
HERNANDEZ, ANDREA	SCHOOL SOCIAL WORKER	\$74,665.93	\$17,403.72	\$0.00	\$250.00	\$0.00	\$92,319.65	0	14
HERNANDEZ, CARMEN Y	ELEM KINDERGARTEN DL TEACHER	\$80,910.98	\$25.92	\$0.00	\$250.00	\$0.00	\$81,186.90	0	14
HERNANDEZ, GRISELDA G	DISTRICT SCHOOL SOCIAL WORKER	\$98,518.67	\$11,388.10	\$0.00	\$250.00	\$0.00	\$110,156.77	0	14
HERNANDEZ, JENNIFER L	HS INSTRUCTIONAL COACH	\$76,043.95	\$17,051.17	\$0.00	\$250.00	\$0.00	\$93,345.12	0	14
HERNANDEZ, PHILIP J	HS INDUSTRIAL TECH TEACHER	\$81,871.42	\$26,931.60	\$0.00	\$250.00	\$0.00	\$109,053.02	0	14
HEROLDT, JEREMY J	MS PE TEACHER	\$97,732.96	\$17,403.72	\$0.00	\$250.00	\$0.00	\$115,386.68	0	14
HERRENBRUCK, ANGELINA M	ELEM KINDERGARTEN TEACHER	\$67,186.81	\$19,640.71	\$0.00	\$250.00	\$0.00	\$87,077.52	0	14
HERRERA, FRANCESCA	ELEM THIRD GRADE TEACHER	\$120,096.69	\$12,577.25	\$0.00	\$250.00	\$0.00	\$132,923.94	0	14
HERRERA, LAURA A	STUDENT SERVICES SPECIALISTS	\$107,779.63	\$333.96	\$1,500.00	\$300.00	\$0.00	\$109,913.59	25	14
HERRERA, NICHOLAS J	MS ASSOCIATE PRINCIPAL-OPS	\$113,880.21	\$34,490.63	\$900.00	\$300.00	\$0.00	\$149,570.84	25	14
HERRMANN, DIANNE M	ELEM KINDERGARTEN TEACHER	\$125,193.44	\$945.60	\$0.00	\$250.00	\$0.00	\$126,389.04	0	14
HERRNDOBLER, DANIELLE	SCHOOL COUNSELOR	\$73,201.09	\$10,207.30	\$0.00	\$250.00	\$0.00	\$83,658.39	0	14
HESTER, COLLEEN E	SCHOOL PSYCHOLOGIST	\$77,678.01	\$10,286.86	\$0.00	\$250.00	\$0.00	\$88,214.87	0	14
HEVESY, MICHELLE L	CROSS CAT TEACHER	\$74,064.83	\$17,403.72	\$0.00	\$250.00	\$0.00	\$91,718.55	0	14
HEWITT, SUZANNE M	ELEM THIRD GRADE TEACHER	\$107,903.29	\$25.92	\$0.00	\$250.00	\$0.00	\$108,179.21	0	14
HIBBELER, KELLY A	SPEECH PATHOLOGIST	\$104,550.54	\$25.92	\$0.00	\$250.00	\$0.00	\$104,826.46	0	14
HILL, PAMELA A	ELEMENTARY PRINCIPAL	\$136,827.46	\$24,983.51	\$1,500.00	\$300.00	\$0.00	\$163,610.97	25	14
HILTON, KRISTEN A	ELEM ART TEACHER	\$69,872.52	\$23,835.42	\$0.00	\$250.00	\$0.00	\$93,957.94	0	14
HLADILEK, KELLEY E	ELEM FOURTH GRADE TEACHER	\$71,187.91	\$23,648.70	\$0.00	\$250.00	\$0.00	\$95,086.61	0	14
HO, ELLEN	HS ESL TEACHER	\$69,792.30	\$11,908.15	\$0.00	\$250.00	\$0.00	\$81,950.45	0	14
HODAL, HEATHER L	CERTIFIED ADVISOR	\$90,879.11	\$17,087.04	\$0.00	\$250.00	\$0.00	\$108,216.15	0	14
HOFFMAN, ERIKA L	SCHOOL PSYCHOLOGIST	\$74,734.17	\$12,094.87	\$0.00	\$250.00	\$0.00	\$87,079.04	0	14

Community Unit School District 300
Public Act 097-0609
Compensation Package of \$75,000+ for the 2024-2025 School Year
As of 9/5/2024

Employee	Position	Salary with Pension	Health, Dental, Vision, & Life Insurance	Mileage	HRA Deposit	Bonus	Total Compensation Package	Vacation, Flex Days & Hours	Sick & Personal Days/Hours
HOGY, GRETCHEN D	CROSS CAT TCHR-RESOURCE-EL	\$110,910.98	\$1,132.32	\$0.00	\$250.00	\$0.00	\$112,293.30	0	14
HOLLANDER, LORIE A	CROSS CAT TEACHER	\$97,732.96	\$26,985.67	\$0.00	\$250.00	\$0.00	\$124,968.63	0	14
HOLLOWAY, ROBERT J	HS SCIENCE TEACHER	\$75,548.34	\$7,083.43	\$0.00	\$250.00	\$0.00	\$82,881.77	0	14
HOLM, KRISTINE R	ELEM INTERVENTIONIST-MATH	\$110,910.98	\$11,545.42	\$0.00	\$250.00	\$0.00	\$122,706.40	0	14
HOLMER, AARON J	HS MATH TEACHER	\$110,910.98	\$26,985.67	\$0.00	\$250.00	\$0.00	\$138,146.65	0	14
HOLTZ, DEREK S	ELEM PE TEACHER	\$87,447.24	\$26,985.67	\$0.00	\$250.00	\$0.00	\$114,682.91	0	14
HOMOLA, ROBERT E	CROSS CAT TEACHER	\$71,187.91	\$12,182.35	\$0.00	\$250.00	\$0.00	\$83,620.26	0	14
HOOD, JESSICA L	CERTIFIED ADVISOR	\$87,447.24	\$25.92	\$0.00	\$250.00	\$0.00	\$87,723.16	0	14
HOOPER, DEANN P	ELEM SECOND GRADE TEACHER	\$106,642.85	\$184.80	\$0.00	\$250.00	\$0.00	\$107,077.65	0	14
HOPKINS-MUEHL, CHRISTINE L	HS HEALTH TEACHER	\$110,910.98	\$19,453.99	\$0.00	\$250.00	\$0.00	\$130,614.97	0	14
HOPLEY-DEBOER, HOLLY A	HS SPANISH TEACHER	\$88,518.67	\$26,798.95	\$0.00	\$250.00	\$0.00	\$115,567.62	0	14
HOPP, ERICA M	CROSS CAT TEACHER	\$80,910.98	\$26,985.67	\$0.00	\$250.00	\$0.00	\$108,146.65	0	14
HOPPE, MICHELLE C	SPEECH PATHOLOGIST	\$79,203.29	\$19,818.22	\$0.00	\$250.00	\$0.00	\$99,271.51	0	14
HORNBERG, ERICK K	HS SOCIAL STUDIES TEACHER	\$110,910.98	\$1,132.32	\$0.00	\$250.00	\$0.00	\$112,293.30	0	14
HORNER, JEREMY G	MAINTENANCE-TRADES G-II	70,532.64	\$17,590.44	\$0.00	\$0.00	\$0.00	\$88,123.08	10	15
HORTON, JOSHUA R	ELEM FIFTH GRADE TEACHER	\$102,462.63	\$26,798.95	\$0.00	\$250.00	\$0.00	\$129,511.58	0	14
HOSTETLER, DEBORAH	MS ORCHESTRA TEACHER	\$67,186.81	\$19,112.11	\$0.00	\$250.00	\$0.00	\$86,548.92	0	14
HOTH, JENNIFER E	HS FACS TEACHER	\$87,481.31	\$12,182.35	\$0.00	\$250.00	\$0.00	\$99,913.66	0	14
HOUGH, KIMBERLY G	ELEM FIFTH GRADE TEACHER	\$113,130.76	\$21,249.06	\$0.00	\$250.00	\$0.00	\$134,629.82	0	14
HOUGH, SEAN	ELEM PE TEACHER	\$115,432.96	\$25.92	\$0.00	\$250.00	\$0.00	\$115,708.88	0	14
HOVING, KATHRYN A	HS ENGLISH TEACHER	\$104,394.50	\$25.92	\$0.00	\$250.00	\$0.00	\$104,670.42	0	14
HOWARD, JEANNE L	PRE-PRIM FACILITATOR	\$120,052.74	\$12,182.35	\$0.00	\$250.00	\$0.00	\$132,485.09	0	14
HRYNIEWICZ, KELLY C	ELEM ART TEACHER	\$79,234.06	\$20,678.26	\$0.00	\$250.00	\$0.00	\$100,162.32	0	14
HUBER, KRISTIN	SCHOOL COUNSELOR	\$82,434.06	\$11,616.14	\$0.00	\$250.00	\$0.00	\$94,300.20	0	14
HUBER, LANCE P	HS BUSINESS TEACHER	\$124,903.29	\$20,656.27	\$0.00	\$250.00	\$0.00	\$145,809.56	0	14
HUGHES, KRYSTAL J	CROSS CAT TEACHER	\$76,242.85	\$184.80	\$0.00	\$250.00	\$0.00	\$76,677.65	0	14
HUMMEL, JOHN R	CHIEF-NON-CERTIFIED	\$180,832.03	\$34,611.95	\$2,700.00	\$300.00	\$0.00	\$218,443.98	25	14
HUMMEL, JOHONNA P	ELEM FIFTH GRADE TEACHER	\$82,434.06	\$1,132.32	\$0.00	\$250.00	\$0.00	\$83,816.38	0	14
HUNT, ERIC P	CROSS CAT TEACHER	\$74,665.93	\$628.92	\$0.00	\$250.00	\$0.00	\$75,544.85	0	14
HURLEY, AMANDA M	SCHOOL COUNSELOR	\$82,434.06	\$25.92	\$0.00	\$250.00	\$0.00	\$82,709.98	0	14
HURLEY, GINA M	MS HEALTH TEACHER	\$75,548.34	\$12,233.38	\$0.00	\$250.00	\$0.00	\$88,031.72	0	14
HURST, JENNIFER L	HS MATH TEACHER	\$70,439.55	\$7,083.43	\$0.00	\$250.00	\$0.00	\$77,772.98	0	14

Community Unit School District 300
Public Act 097-0609
Compensation Package of \$75,000+ for the 2024-2025 School Year
As of 9/5/2024

Employee	Position	Salary with Pension	Health, Dental, Vision, & Life Insurance	Mileage	HRA Deposit	Bonus	Total Compensation Package	Vacation, Flex Days & Hours	Sick & Personal Days/Hours
INGOLD, MEGAN M	HS MATH TEACHER	\$82,530.76	\$26,798.95	\$0.00	\$250.00	\$0.00	\$109,579.71	0	14
IRWIN, JOY M	ELEM SECOND GRADE TEACHER	\$76,242.85	\$7,425.79	\$0.00	\$250.00	\$0.00	\$83,918.64	0	14
ISHAK, OLIVIA S	SCHOOL COUNSELOR	\$70,359.33	\$11,545.42	\$0.00	\$250.00	\$0.00	\$82,154.75	0	14
ISRAEL, NANCY	ELEM ASSISTANT PRINCIPAL	\$101,783.51	\$34,150.98	\$900.00	\$300.00	\$0.00	\$137,134.49	4	14
IZBICKI, DANIEL P	HS SCIENCE TEACHER	\$77,768.12	\$7,003.87	\$0.00	\$250.00	\$0.00	\$85,021.99	0	14
JACKSON, KENDALL M	ELEM THIRD GRADE TEACHER	\$64,480.21	\$11,198.38	\$0.00	\$250.00	\$0.00	\$75,928.59	0	14
JACOBS, EMILY S	HS AVID TEACHER	\$92,803.29	\$11,955.02	\$0.00	\$250.00	\$0.00	\$105,008.31	0	14
JACOBS, JACLYN J	HS MATH TEACHER	\$82,401.09	\$7,083.43	\$0.00	\$250.00	\$0.00	\$89,734.52	0	14
JACOBS, MACKENZI R	CROSS CAT TEACHER	\$64,551.64	\$11,465.86	\$0.00	\$250.00	\$0.00	\$76,267.50	0	14
JACOBSEN, JORDON ELIZABETH	HS MATH TEACHER	\$80,785.71	\$6,926.11	\$0.00	\$250.00	\$0.00	\$87,961.82	0	14
JAEGER, ASHLEE M	ELEM INTERVENTIONIST-ELA	\$71,187.91	\$17,590.44	\$0.00	\$250.00	\$0.00	\$89,028.35	0	14
JAGIELO, JESSICA	SCHOOL COUNSELOR	\$85,731.86	\$19,298.83	\$0.00	\$250.00	\$0.00	\$105,280.69	0	14
JAIME, SONIA	SCHOOL SOCIAL WORKER	\$76,154.94	\$17,590.44	\$0.00	\$250.00	\$0.00	\$93,995.38	0	14
JAKUBOWSKI, MICHAEL	HS INDUSTRIAL TECH TEACHER	\$113,843.66	\$11,775.02	\$0.00	\$250.00	\$0.00	\$125,868.68	0	14
JARVIS, BETH A	ELEM INTERVENTIONIST-ELA	\$71,846.15	\$17,590.44	\$0.00	\$250.00	\$0.00	\$89,686.59	0	14
JAVAN, EMILY D	SCHOOL SOCIAL WORKER	\$71,765.93	\$26,985.67	\$0.00	\$250.00	\$0.00	\$99,001.60	0	14
JENSEN, ERIK G	CROSS CAT TEACHER	\$92,803.29	\$17,590.44	\$0.00	\$250.00	\$0.00	\$110,643.73	0	14
JENSKY, ANA L	ELEM FIFTH GRADE TEACHER	\$67,084.61	\$17,590.44	\$0.00	\$250.00	\$0.00	\$84,925.05	0	14
JIMENEZ, ELIZETTE M	SPEECH PATHOLOGIST	\$76,128.56	\$11,545.42	\$0.00	\$250.00	\$0.00	\$87,923.98	0	14
JOBST, CORIE L	ELEM PE TEACHER	\$82,401.09	\$17,403.72	\$0.00	\$250.00	\$0.00	\$100,054.81	0	14
JOHNSON, ERIN M	CROSS CAT TEACHER	\$72,614.28	\$20,327.35	\$0.00	\$250.00	\$0.00	\$93,191.63	0	14
JOHNSON, JASON A	SCHOOL COUNSELOR	\$108,736.25	\$25.92	\$0.00	\$250.00	\$0.00	\$109,012.17	0	14
JONES, AMY L	MS ORCHESTRA TEACHER	\$100,490.10	\$20,579.02	\$0.00	\$250.00	\$0.00	\$121,319.12	0	14
JONES, ELIZABETH S	ELEM ASSISTANT PRINCIPAL	\$97,828.56	\$13,411.25	\$900.00	\$300.00	\$0.00	\$112,439.81	4	14
JOPLIN, MANDI D	SPEECH PATHOLOGIST	\$85,731.86	\$7,003.87	\$0.00	\$250.00	\$0.00	\$92,985.73	0	14
JOSLYN, MATTHEW W	MS HEALTH TEACHER	\$85,731.86	\$17,590.44	\$0.00	\$250.00	\$0.00	\$103,572.30	0	14
JOUSTRA, ASHLEY E	HS ART TEACHER	\$77,768.12	\$25.92	\$0.00	\$250.00	\$0.00	\$78,044.04	0	14
JURGENSEN, DANIEL M	MS SCIENCE TEACHER	\$79,234.06	\$25.92	\$0.00	\$250.00	\$0.00	\$79,509.98	0	14
JURS, REBECCA M	ELEMENTARY PRINCIPAL	\$151,069.22	\$34,234.50	\$1,500.00	\$300.00	\$0.00	\$187,103.72	25	14
KACZAR, DEBORAH A	ELEM SKILLS FOR SUCCESS	\$90,982.41	\$19,453.99	\$0.00	\$250.00	\$0.00	\$110,686.40	0	14
KAKAREKA, SARAH B	ELEM KINDERGARTEN TEACHER	\$80,910.98	\$12,233.38	\$0.00	\$250.00	\$0.00	\$93,394.36	0	14
KALAMATAS, KATRINA L	ELEM INTERVENTIONIST-ELA	\$82,530.76	\$11,465.86	\$0.00	\$250.00	\$0.00	\$94,246.62	0	14

Community Unit School District 300
Public Act 097-0609
Compensation Package of \$75,000+ for the 2024-2025 School Year
As of 9/5/2024

Employee	Position	Salary with Pension	Health, Dental, Vision, & Life Insurance	Mileage	HRA Deposit	Bonus	Total Compensation Package	Vacation, Flex Days & Hours	Sick & Personal Days/Hours
KALE, ALLISON E	HS ENGLISH TEACHER	\$74,749.44	\$12,233.38	\$0.00	\$250.00	\$0.00	\$87,232.82	0	14
KAMINSKI, ALISON C	DIRECTOR	\$123,928.56	\$601.94	\$2,700.00	\$300.00	\$0.00	\$127,530.50	25	14
KAMMINGA, SHELLIE L	MS MATH TEACHER	\$82,401.09	\$27,118.32	\$0.00	\$250.00	\$0.00	\$109,769.41	0	14
KAMPHAUSEN, DAWN L	CROSS CAT TEACHER	\$110,782.41	\$11,545.42	\$0.00	\$250.00	\$0.00	\$122,577.83	0	14
KANN, KATHLEEN M	ELEM SECOND GRADE TEACHER	\$115,392.30	\$13,698.35	\$0.00	\$250.00	\$0.00	\$129,340.65	0	14
KAPITAN, SARAH E	HS SPANISH TEACHER	\$100,452.74	\$27,118.32	\$0.00	\$250.00	\$0.00	\$127,821.06	0	14
KAPUSTA, MARY ELIZABETH P	CROSS CAT TEACHER	\$67,703.29	\$18,693.19	\$0.00	\$250.00	\$0.00	\$86,646.48	0	14
KAROUMI, AERENIA M	ELEM KINDERGARTEN TEACHER	\$110,950.54	\$19,640.71	\$0.00	\$250.00	\$0.00	\$130,841.25	0	14
KASPER, MICHAEL J	MS ORCHESTRA TEACHER	\$92,803.29	\$7,083.43	\$0.00	\$250.00	\$0.00	\$100,136.72	0	14
KASPROWICZ, ADAM A	HS INDUSTRIAL TECH TEACHER	\$67,084.61	\$17,590.44	\$0.00	\$250.00	\$0.00	\$84,925.05	0	14
KATZBECK, JASON K	ELEM ESL TEACHER	\$98,518.67	\$6,926.11	\$0.00	\$250.00	\$0.00	\$105,694.78	0	14
KAZLAUSKAS, SYDNEY K	SPEECH PATHOLOGIST	\$68,981.31	\$6,926.11	\$0.00	\$250.00	\$0.00	\$76,157.42	0	14
KEAFER, KATHERINE A	ELEMENTARY PRINCIPAL	\$128,934.05	\$24,988.19	\$1,500.00	\$300.00	\$0.00	\$155,722.24	25	14
KEATY, ROBERT J	HS MATH TEACHER	\$102,617.57	\$26,985.67	\$0.00	\$250.00	\$0.00	\$129,853.24	0	14
KEEN, BETH A	DEAF & HARD OF HEARING TEACHER	\$69,901.09	\$23,835.42	\$0.00	\$250.00	\$0.00	\$93,986.51	0	14
KELLER, CHRISTOPHER D	HS SCIENCE TEACHER	\$74,064.83	\$10,788.10	\$0.00	\$250.00	\$0.00	\$85,102.93	0	14
KELLY, MICHELLE D	MS EXPLORATORY TEACHER	\$74,064.83	\$11,545.42	\$0.00	\$250.00	\$0.00	\$85,860.25	0	14
KENNEY, JAMEE M	SUPERVISORY DEAN	\$85,695.07	\$13,570.49	\$900.00	\$300.00	\$0.00	\$100,465.56	4	14
KERLEY, AMY M	ELEM FIFTH GRADE TEACHER	\$120,052.74	\$25.92	\$0.00	\$250.00	\$0.00	\$120,328.66	0	14
KIEFFER, KRISTIN M	ELEM THIRD GRADE TEACHER	\$90,289.00	\$10,207.30	\$0.00	\$250.00	\$0.00	\$100,746.30	0	14
KIM, SU YEUN	MS ESL TEACHER	\$67,703.29	\$23,835.42	\$0.00	\$250.00	\$0.00	\$91,788.71	0	14
KIND, EMILY M	SPEECH PATHOLOGIST	\$84,050.54	\$11,545.42	\$0.00	\$250.00	\$0.00	\$95,845.96	0	14
KING, SAMANTHA K	SCHOOL COUNSELOR	\$87,481.31	\$10,788.10	\$0.00	\$250.00	\$0.00	\$98,519.41	0	14
KINIKIN, JULIE A	MS MATH TEACHER	\$99,687.90	\$25.92	\$0.00	\$250.00	\$0.00	\$99,963.82	0	14
KINSTNER, DELANEY M	SPEECH PATHOLOGIST	\$77,678.01	\$26,798.95	\$0.00	\$250.00	\$0.00	\$104,726.96	0	14
KIRCH, BESS C	EMOTIONAL DISORDER TEACHER	\$124,903.29	\$1,132.32	\$0.00	\$250.00	\$0.00	\$126,285.61	0	14
KIRMSE, VALENE M	CROSS CAT TEACHER	\$68,530.76	\$7,003.87	\$0.00	\$250.00	\$0.00	\$75,784.63	0	14
KISIEL, ANNA B	ELEM ESL TEACHER	\$102,462.63	\$19,298.83	\$0.00	\$250.00	\$0.00	\$122,011.46	0	14
KISSAMIS, JEFF E	ELEM FOURTH GRADE TEACHER	\$108,775.81	\$17,590.44	\$0.00	\$250.00	\$0.00	\$126,616.25	0	14
KISSNER, COLLEEN R	MS SCIENCE TEACHER	\$77,652.74	\$184.80	\$0.00	\$250.00	\$0.00	\$78,087.54	0	14
KLEIN, ALICIA L	HS ALTERNATIVE LEARN OP TCHR	\$85,731.86	\$27,118.32	\$0.00	\$250.00	\$0.00	\$113,100.18	0	14
KLEINER, ANNE M	HS SOCIAL STUDIES TEACHER	\$67,084.61	\$11,616.14	\$0.00	\$250.00	\$0.00	\$78,950.75	0	14

Community Unit School District 300
Public Act 097-0609
Compensation Package of \$75,000+ for the 2024-2025 School Year
As of 9/5/2024

Employee	Position	Salary with Pension	Health, Dental, Vision, & Life Insurance	Mileage	HRA Deposit	Bonus	Total Compensation Package	Vacation, Flex Days & Hours	Sick & Personal Days/Hours
KLEINER, LINDA L	MS AVID TEACHER	\$85,765.93	\$20,579.02	\$0.00	\$250.00	\$0.00	\$106,594.95	0	14
KLEM, NICHOLE K	CROSS CAT TEACHER	\$74,064.83	\$10,207.30	\$0.00	\$250.00	\$0.00	\$84,522.13	0	14
KLEPARSKI, EMILY C	ELEM FOURTH GRADE TEACHER	\$62,047.25	\$18,531.31	\$0.00	\$250.00	\$0.00	\$80,828.56	0	14
KLEPARSKI, PATRICK A	ELEM PE TEACHER	\$77,768.12	\$11,388.10	\$0.00	\$250.00	\$0.00	\$89,406.22	0	14
KLINN, NORMA	STUDENT SERVICES SPECIALISTS	\$120,849.44	\$205.80	\$1,500.00	\$300.00	\$0.00	\$122,855.24	25	14
KLOTTER, MEGAN E	ELEM SKILLS FOR SUCCESS	\$91,123.07	\$26,931.60	\$0.00	\$250.00	\$0.00	\$118,304.67	0	14
KMIECIAK, JANET E	ELEM INTERVENTIONIST-MATH	\$136,667.33	\$27,127.87	\$0.00	\$250.00	\$0.00	\$164,045.20	0	14
KNIZEK, STACY L	CROSS CAT TEACHER	\$81,778.01	\$20,514.07	\$0.00	\$250.00	\$0.00	\$102,542.08	0	14
KNUTT, KYLE J	MS HEALTH TEACHER	\$60,760.43	\$25,931.60	\$0.00	\$250.00	\$0.00	\$86,942.03	0	14
KOBOS, FRED	TECH SYSTEMS MANAGER	109,867.00	\$20,579.02	\$0.00	\$250.00	\$0.00	\$130,696.02	20	15
KOLAKOWSKI, BARBARA MARY	VISION IMPAIRED TEACHER	\$80,817.58	\$19,453.99	\$0.00	\$250.00	\$0.00	\$100,521.57	0	14
KONAJESKI, NANNETTE L	HS SPANISH TEACHER	\$98,484.61	\$23,835.42	\$0.00	\$250.00	\$0.00	\$122,570.03	0	14
KOPETSKY, MICHELLE A	PUPIL PERSONNEL SVCS SPEC	56,689.20	\$20,765.74	\$0.00	\$0.00	\$0.00	\$77,454.94	20	15
KOPETSKY, TRACI L	MS PE TEACHER	\$133,530.82	\$11,995.63	\$0.00	\$250.00	\$0.00	\$145,776.45	0	14
KOPPA, JAMIE L	ELEM STEM TEACHER	\$60,854.94	\$25,879.27	\$0.00	\$250.00	\$0.00	\$86,984.21	0	14
KOS, ALISON E	DIR OF CURRICULUM & PROF DEV	\$148,098.89	\$450.84	\$2,700.00	\$300.00	\$0.00	\$151,549.73	25	14
KOSCINSKI, LESLIE A	ELEM SKILLS FOR SUCCESS	\$77,768.12	\$7,012.03	\$0.00	\$250.00	\$0.00	\$85,030.15	0	14
KOSI, LISA	SPEECH PATHOLOGIST	\$98,484.61	\$26,931.60	\$0.00	\$250.00	\$0.00	\$125,666.21	0	14
KOTECKI, BRITT K	SCHOOL SOCIAL WORKER	\$96,587.90	\$26,931.60	\$0.00	\$250.00	\$0.00	\$123,769.50	0	14
KOTTKE, MOLLY S	ELEM THIRD GRADE DL TEACHER	\$74,152.74	\$19,024.63	\$0.00	\$250.00	\$0.00	\$93,427.37	0	14
KOURI, DOUGLAS W	ELEMENTARY PRINCIPAL	\$128,934.05	\$24,801.54	\$1,500.00	\$300.00	\$0.00	\$155,535.59	25	14
KOVAR, ROBYN M	MS AVID TEACHER	\$82,434.06	\$26,798.95	\$0.00	\$250.00	\$0.00	\$109,483.01	0	14
KOVELL, ERIN M	ELEM INSTRUCTIONAL COACH	\$91,016.48	\$17,590.44	\$0.00	\$250.00	\$0.00	\$108,856.92	0	14
KOZIN, BRETT A	SCHOOL COUNSELOR	\$67,627.47	\$11,126.98	\$0.00	\$250.00	\$0.00	\$79,004.45	0	14
KRAUSE, GARY A	TECH SYSTEMS MANAGER	127,864.00	\$17,590.44	\$0.00	\$250.00	\$0.00	\$145,704.44	20	15
KRAUSKA, PRESTON	HS ORCHESTRA TEACHER	\$74,064.83	\$17,403.72	\$0.00	\$250.00	\$0.00	\$91,718.55	0	14
KREPEL, JULIE D	CROSS CAT TEACHER	\$96,552.74	\$11,465.86	\$0.00	\$250.00	\$0.00	\$108,268.60	0	14
KRIEGEL, KIMBERLY E	MS EXPLORATORY TEACHER	\$84,082.41	\$945.60	\$0.00	\$250.00	\$0.00	\$85,278.01	0	14
KRIEGEL, LESLEE A	CROSS CAT TCHR-RESOURCE-EL	\$88,518.67	\$17,590.44	\$0.00	\$250.00	\$0.00	\$106,359.11	0	14
KROHN, KELLY M	COGNITIVE DISABILITIES TEACHER	\$67,186.81	\$11,465.86	\$0.00	\$250.00	\$0.00	\$78,902.67	0	14
KROLIKOWSKI, MARTA K	HS ENGLISH TEACHER	\$87,447.24	\$25.92	\$0.00	\$250.00	\$0.00	\$87,723.16	0	14
KRONBERG, KRISTIN	HS ENGLISH TEACHER	\$72,614.28	\$19,298.83	\$0.00	\$250.00	\$0.00	\$92,163.11	0	14

Community Unit School District 300
Public Act 097-0609
Compensation Package of \$75,000+ for the 2024-2025 School Year
As of 9/5/2024

Employee	Position	Salary with Pension	Health, Dental, Vision, & Life Insurance	Mileage	HRA Deposit	Bonus	Total Compensation Package	Vacation, Flex Days & Hours	Sick & Personal Days/Hours
KROTSEY, PAUL A	HS ART TEACHER	\$90,982.41	\$17,244.84	\$0.00	\$250.00	\$0.00	\$108,477.25	0	14
KRUEGER JR., MICHAEL A	MS HEALTH TEACHER	\$74,749.44	\$26,931.60	\$0.00	\$250.00	\$0.00	\$101,931.04	0	14
KRUIT, MERIAH E	SCHOOL SOCIAL WORKER	\$73,201.09	\$7,012.03	\$0.00	\$250.00	\$0.00	\$80,463.12	0	14
KUKULSKI, KYLE T	CROSS CAT TEACHER	\$76,242.85	\$7,003.87	\$0.00	\$250.00	\$0.00	\$83,496.72	0	14
KUKULSKI, SAMANTHA R	ELEM ESL TEACHER	\$85,731.86	\$6,932.47	\$0.00	\$250.00	\$0.00	\$92,914.33	0	14
KULBEDA, BRITTANY L	ELEM KINDERGARTEN TEACHER	\$74,064.83	\$7,083.43	\$0.00	\$250.00	\$0.00	\$81,398.26	0	14
KUMM, PATRICIA M	ELEM SECOND GRADE TEACHER	\$115,392.30	\$1,132.32	\$0.00	\$250.00	\$0.00	\$116,774.62	0	14
KUNDE, JENNIFER L	MS LANGUAGE ARTS TEACHER	\$77,768.12	\$17,590.44	\$0.00	\$250.00	\$0.00	\$95,608.56	0	14
KUSSIN, HALEY R	MS INTERVENTIONIST-ELA	\$74,749.44	\$12,763.97	\$0.00	\$250.00	\$0.00	\$87,763.41	0	14
KUZYNOWSKI, COURTNEY M	ELEM KINDERGARTEN TEACHER	\$64,578.02	\$17,590.44	\$0.00	\$250.00	\$0.00	\$82,418.46	0	14
KWARTA, GLENN R	MS LANGUAGE ARTS TEACHER	\$82,401.09	\$11,836.75	\$0.00	\$250.00	\$0.00	\$94,487.84	0	14
KYLLOE, JUSTINE M	VISION IMPAIRED TEACHER	\$80,785.71	\$7,003.87	\$0.00	\$250.00	\$0.00	\$88,039.58	0	14
KYRIAZIS, SOPHIA C	ELEM KINDERGARTEN TEACHER	\$65,869.22	\$26,798.95	\$0.00	\$250.00	\$0.00	\$92,918.17	0	14
LA BRIE III, LEO R	MS PRINCIPAL	\$148,098.89	\$25,021.07	\$1,500.00	\$300.00	\$0.00	\$174,919.96	25	14
LA GRIPPE, SUSAN M	MS SCIENCE TEACHER	\$133,530.82	\$15,210.55	\$0.00	\$250.00	\$0.00	\$148,991.37	0	14
LA RUE, DEBRA J	ELEM INTERVENTIONIST-ELA	\$124,903.29	\$13,117.55	\$0.00	\$250.00	\$0.00	\$138,270.84	0	14
LA RUE, LAURA K	HS ART TEACHER	\$98,952.40	\$25.92	\$0.00	\$250.00	\$0.00	\$99,228.32	0	14
LABNO, BERNADETТА	SCHOOL SOCIAL WORKER	\$76,154.94	\$17,087.04	\$0.00	\$250.00	\$0.00	\$93,491.98	0	14
LABONAR, MICHELLE M	STUDENT SERVICES SPECIALISTS	\$109,457.13	\$267.96	\$1,500.00	\$300.00	\$0.00	\$111,525.09	25	14
LAIPPLE, MAREN J	ELEM FIRST GRADE TEACHER	\$120,096.69	\$10,207.30	\$0.00	\$250.00	\$0.00	\$130,553.99	0	14
LAMOSO, JUSTINE N	MS ASSISTANT PRINCIPAL	\$105,503.29	\$8,805.00	\$900.00	\$300.00	\$0.00	\$115,508.29	25	14
LANE, LISA A	CERTIFIED NURSE	\$77,148.34	\$11,465.86	\$0.00	\$250.00	\$0.00	\$88,864.20	0	14
LANG, TONYA G	CROSS CAT TEACHER	\$78,602.19	\$11,995.63	\$0.00	\$250.00	\$0.00	\$90,847.82	0	14
LANGE, MARIE G	SPEECH PATHOLOGIST	\$71,765.93	\$11,394.46	\$0.00	\$250.00	\$0.00	\$83,410.39	0	14
LANGLAND, PAMELA K	PRE-PRIM SPEC ED TEACHER	\$84,082.41	\$7,003.87	\$0.00	\$250.00	\$0.00	\$91,336.28	0	14
LANGREDER, HENRY	HS ALTERNATIVE ED TEACHER	\$98,484.61	\$17,403.72	\$0.00	\$250.00	\$0.00	\$116,138.33	0	14
LANGTON, MATTHEW R	MS PRINCIPAL	\$145,194.49	\$34,543.91	\$1,500.00	\$300.00	\$0.00	\$181,538.40	25	14
LAROCO, JENNIFER L	ELEM THIRD GRADE TEACHER	\$117,972.84	\$20,514.07	\$0.00	\$250.00	\$0.00	\$138,736.91	0	14
LARSON, AMANDA L	ELEM MUSIC TEACHER	\$68,502.19	\$17,590.44	\$0.00	\$250.00	\$0.00	\$86,342.63	0	14
LARSON, DESIREE L	ELEM INSTRUCTIONAL COACH	\$90,879.11	\$17,590.44	\$0.00	\$250.00	\$0.00	\$108,719.55	0	14
LARSON, JULIE M	ELEM STEM TEACHER	\$58,491.20	\$26,985.67	\$0.00	\$250.00	\$0.00	\$85,726.87	0	14
LATHROP, CHRISTINE C	LEGAL SECRETARY	77,297.76	\$17,590.44	\$0.00	\$250.00	\$0.00	\$95,138.20	15	15

Community Unit School District 300
Public Act 097-0609
Compensation Package of \$75,000+ for the 2024-2025 School Year
As of 9/5/2024

Employee	Position	Salary with Pension	Health, Dental, Vision, & Life Insurance	Mileage	HRA Deposit	Bonus	Total Compension Package	Vacation, Flex Days & Hours	Sick & Personal Days/Hours
LATIMER, JUDITH M	ELEM THIRD GRADE TEACHER	\$69,901.09	\$19,640.71	\$0.00	\$250.00	\$0.00	\$89,791.80	0	14
LAZARE, JEANETTE M	ELEMENTARY INTERVENTIONIST	\$79,323.07	\$17,590.44	\$0.00	\$250.00	\$0.00	\$97,163.51	0	14
LEARY, JEFREY S	HS AVID TEACHER	\$79,203.29	\$17,496.61	\$0.00	\$250.00	\$0.00	\$96,949.90	0	14
LEDEAUX, LAUREN M	STUDENT SERVICES SPECIALISTS	\$113,880.21	\$24,962.63	\$1,500.00	\$300.00	\$0.00	\$140,642.84	25	14
LEDEAUX, SAMUEL	DIRECTOR	\$148,098.89	\$252.24	\$2,700.00	\$300.00	\$0.00	\$151,351.13	25	14
LEGGE, MICHELLE R	MS MATH TEACHER	\$88,518.67	\$7,083.43	\$0.00	\$250.00	\$0.00	\$95,852.10	0	14
LEIB, ERIN L	SPEECH PATHOLOGIST	\$100,490.10	\$12,233.38	\$0.00	\$250.00	\$0.00	\$112,973.48	0	14
LEIBENGOOD, JULIE A	ELEM FOURTH GRADE TEACHER	\$128,344.70	\$7,003.87	\$0.00	\$250.00	\$0.00	\$135,598.57	0	14
LEIFELD, SHANE M	HS SOCIAL STUDIES TEACHER	\$105,787.90	\$26,798.95	\$0.00	\$250.00	\$0.00	\$132,836.85	0	14
LEIST, JESSICA T	MS SCIENCE TEACHER	\$57,904.60	\$27,118.32	\$0.00	\$250.00	\$0.00	\$85,272.92	0	14
LEITON, MIRIAM	INSTRUCTIONAL COACH-LANGUAGE	\$80,173.62	\$12,260.57	\$0.00	\$250.00	\$0.00	\$92,684.19	0	14
LELAND, EMMA R	HS ORCHESTRA TEACHER	\$65,869.22	\$10,207.30	\$0.00	\$250.00	\$0.00	\$76,326.52	0	14
LEMLEY, KALYNN M	ELEM SECOND GRADE TEACHER	\$100,452.74	\$26,985.67	\$0.00	\$250.00	\$0.00	\$127,688.41	0	14
LENTZ, JASON D	MS PRINCIPAL	\$166,784.60	\$17,304.86	\$1,500.00	\$300.00	\$0.00	\$185,889.46	25	14
LEONARD, SHANNON E	ELEM FOURTH GRADE TEACHER	\$97,732.96	\$26,985.67	\$0.00	\$250.00	\$0.00	\$124,968.63	0	14
LEONTEOS, AMANDA L	HS SCIENCE TEACHER	\$76,242.85	\$1,132.32	\$0.00	\$250.00	\$0.00	\$77,625.17	0	14
LEPKOWSKI, ALEXANDER J	HS MATH TEACHER	\$84,181.31	\$17,431.56	\$0.00	\$250.00	\$0.00	\$101,862.87	0	14
LERETTE-KAUFFMAN, HEIDI A	VISION IMPAIRED TEACHER	\$73,201.09	\$17,590.44	\$0.00	\$250.00	\$0.00	\$91,041.53	0	14
LESCHMAN, SHALON K	ELEMENTARY PRINCIPAL	\$123,928.56	\$24,980.03	\$1,500.00	\$300.00	\$0.00	\$150,708.59	25	14
LESKO, SHANNON A	MS LANGUAGE ARTS TEACHER	\$98,484.61	\$25,931.60	\$0.00	\$250.00	\$0.00	\$124,666.21	0	14
LEVY, LISA A	ELEM ESL TEACHER	\$109,423.73	\$19,453.99	\$0.00	\$250.00	\$0.00	\$129,127.72	0	14
LEWANDOWSKI, TARAH N	CROSS CAT TCHR-RESOURCE-EL	\$68,425.27	\$11,581.87	\$0.00	\$250.00	\$0.00	\$80,257.14	0	14
LEWARCHICK, KRISTEN A	ELEM ESL TEACHER	\$108,736.25	\$17,590.44	\$0.00	\$250.00	\$0.00	\$126,576.69	0	14
LEWIS, JESSICA M	SCHOOL SOCIAL WORKER	\$68,981.31	\$7,771.39	\$0.00	\$250.00	\$0.00	\$77,002.70	0	14
LEYDEN, HOLLY M	ELEM BAND TEACHER	\$64,578.02	\$10,286.86	\$0.00	\$250.00	\$0.00	\$75,114.88	0	14
LICHTENBERG, CHRISTINA L	MS AVID TEACHER	\$92,837.35	\$1,132.32	\$0.00	\$250.00	\$0.00	\$94,219.67	0	14
LICHTENHELD, ALLISON E	MEDIA TEACHER	\$92,803.29	\$11,465.86	\$0.00	\$250.00	\$0.00	\$104,519.15	0	14
LIGHT, KRISTIN E	ELEM FOURTH GRADE TEACHER	\$102,462.63	\$26,931.60	\$0.00	\$250.00	\$0.00	\$129,644.23	0	14
LINDAHL, DANIEL A	DIVISION HEAD	\$130,812.08	\$24,991.67	\$900.00	\$300.00	\$0.00	\$157,003.75	4	14
LINDEN, NICHOLAS M	HS INDUSTRIAL TECH TEACHER	\$107,903.29	\$17,590.44	\$0.00	\$250.00	\$0.00	\$125,743.73	0	14
LINDLEY, ANDREW J	DIVISION HEAD	\$120,849.44	\$24,974.27	\$900.00	\$300.00	\$0.00	\$147,023.71	4	14
LIPPERER, JESSICA L	VISION IMPAIRED TEACHER	\$84,050.54	\$26,985.67	\$0.00	\$250.00	\$0.00	\$111,286.21	0	14

Community Unit School District 300
Public Act 097-0609
Compensation Package of \$75,000+ for the 2024-2025 School Year
As of 9/5/2024

Employee	Position	Salary with Pension	Health, Dental, Vision, & Life Insurance	Mileage	HRA Deposit	Bonus	Total Compension Package	Vacation, Flex Days & Hours	Sick & Personal Days/Hours
LISS, ASHLEY E	ELEM INSTRUCTIONAL COACH	\$76,242.85	\$19,298.83	\$0.00	\$250.00	\$0.00	\$95,791.68	0	14
LOBDELL, KYLE E	SUPERVISORY DEAN	\$91,956.04	\$24,925.43	\$900.00	\$300.00	\$0.00	\$118,081.47	4	14
LOFTUS, KYLE T	ELEM PE TEACHER	\$64,551.64	\$10,286.86	\$0.00	\$250.00	\$0.00	\$75,088.50	0	14
LOFTUS, TAYLOR M	ELEM FIRST GRADE TEACHER	\$74,749.44	\$11,545.42	\$0.00	\$250.00	\$0.00	\$86,544.86	0	14
LOGA, TINA P	SCHOOL SOCIAL WORKER	\$94,659.33	\$12,034.58	\$0.00	\$250.00	\$0.00	\$106,943.91	0	14
LOMAX, KERRI L	ELEM SECOND GRADE TEACHER	\$63,313.18	\$11,545.42	\$0.00	\$250.00	\$0.00	\$75,108.60	0	14
LONGO, LUKE A	EMOTIONAL DISORDER TEACHER	\$82,434.06	\$26,798.95	\$0.00	\$250.00	\$0.00	\$109,483.01	0	14
LOPEZ GARCIA, ALEJANDRO	ELEM FOURTH GRADE DL TEACHER	\$79,203.29	\$25.92	\$0.00	\$250.00	\$0.00	\$79,479.21	0	14
LOPEZ, CARISA	PAYROLL COORDINATOR	82,051.00	\$364.80	\$0.00	\$250.00	\$0.00	\$82,665.80	15	15
LOPEZ, JAMES J	HS PE TEACHER	\$84,050.54	\$17,316.24	\$0.00	\$250.00	\$0.00	\$101,616.78	0	14
LOPEZ, REBECCA L	SUPERVISORY DEAN	\$88,385.71	\$25,091.99	\$900.00	\$300.00	\$0.00	\$114,677.70	4	14
LOPEZ, YOLANDA P	ELEM ESL TEACHER	\$95,817.57	\$26,798.95	\$0.00	\$250.00	\$0.00	\$122,866.52	0	14
LORINCZI, QUINTEN	HS ENGLISH TEACHER	\$60,854.94	\$17,403.72	\$0.00	\$250.00	\$0.00	\$78,508.66	0	14
LOTZER, JACLYN K	HS SCIENCE TEACHER	\$77,768.12	\$11,545.42	\$0.00	\$250.00	\$0.00	\$89,563.54	0	14
LOUIS, SHARON	HS FACS TEACHER	\$96,552.74	\$25.92	\$0.00	\$250.00	\$0.00	\$96,828.66	0	14
LOVAGLIA, JOANNE K	ELEM FIRST GRADE TEACHER	\$85,731.86	\$20,765.74	\$0.00	\$250.00	\$0.00	\$106,747.60	0	14
LUDWIG, SANDRA	ELEM ESL TEACHER	\$85,929.89	\$7,003.87	\$0.00	\$250.00	\$0.00	\$93,183.76	0	14
LUNDE, BJANA W	MS ART TEACHER	\$80,173.62	\$25.92	\$0.00	\$250.00	\$0.00	\$80,449.54	0	14
LUPO, JENNIFER L	ELEM KINDERGARTEN TEACHER	\$113,169.22	\$27,118.32	\$0.00	\$250.00	\$0.00	\$140,537.54	0	14
LYCOS, TIMOTHY C	SUPERVISORY DEAN	\$90,153.84	\$24,419.16	\$900.00	\$300.00	\$0.00	\$115,773.00	4	14
LYDAY, EMILY A	DEPUTY SUPT EXEC SECRETARY	75,585.60	\$11,545.42	\$0.00	\$250.00	\$0.00	\$87,381.02	15	15
LYTTLES, TONY R	TECH SYSTEMS MANAGER	88,563.00	\$17,431.56	\$0.00	\$250.00	\$0.00	\$106,244.56	15	15
MACDONALD, STEVEN R	ELEM SECOND GRADE TEACHER	\$63,214.28	\$11,545.42	\$0.00	\$250.00	\$0.00	\$75,009.70	0	14
MACK, KATHLEEN E	ELEM STEM TEACHER	\$79,323.07	\$27,118.32	\$0.00	\$250.00	\$0.00	\$106,691.39	0	14
MAGDALENO, JOANNA C	SPEECH PATHOLOGIST	\$67,627.47	\$11,465.86	\$0.00	\$250.00	\$0.00	\$79,343.33	0	14
MAHER, LINDA S	ELEM FOURTH GRADE TEACHER	\$130,575.56	\$26,985.67	\$0.00	\$250.00	\$0.00	\$157,811.23	0	14
MAHONEY, PAMELA S	PRE-PRIM SPEC ED TEACHER	\$108,736.25	\$19,298.83	\$0.00	\$250.00	\$0.00	\$128,285.08	0	14
MAINOLFI, KELLIE A	ASSISTANT SUPERINTENDENT	\$158,805.48	\$34,219.98	\$2,700.00	\$300.00	\$0.00	\$196,025.46	25	14
MANELLA, MEGHANN M	STUDENT INFO SYSTEM SPEC	63,015.84	\$23,835.42	\$0.00	\$0.00	\$0.00	\$86,851.26	15	15
MANNELLA, MICHELE L	ELEM FIFTH GRADE TEACHER	\$122,454.93	\$13,885.07	\$0.00	\$250.00	\$0.00	\$136,590.01	0	14
MANYPENNY, LESLIE A	HS AVID TEACHER	\$96,587.90	\$11,545.42	\$0.00	\$250.00	\$0.00	\$108,383.32	0	14
MAPES, BENJAMIN A	SUPERVISORY DEAN	\$88,385.71	\$9,026.18	\$900.00	\$300.00	\$0.00	\$98,611.89	4	14

Community Unit School District 300
Public Act 097-0609
Compensation Package of \$75,000+ for the 2024-2025 School Year
As of 9/5/2024

Employee	Position	Salary with Pension	Health, Dental, Vision, & Life Insurance	Mileage	HRA Deposit	Bonus	Total Compensation Package	Vacation, Flex Days & Hours	Sick & Personal Days/Hours
MARCHETTI, JAMIE L	ELEM FOURTH GRADE TEACHER	\$100,452.74	\$17,403.72	\$0.00	\$250.00	\$0.00	\$118,106.46	0	14
MARINAS, KATHRYN S	ELEM SECOND GRADE TEACHER	\$98,518.67	\$27,118.32	\$0.00	\$250.00	\$0.00	\$125,886.99	0	14
MARINELLI, SUSAN C	ELEM KINDERGARTEN TEACHER	\$59,661.53	\$26,985.67	\$0.00	\$250.00	\$0.00	\$86,897.20	0	14
MARKS, BRADLEY S	ELEM FIFTH GRADE TEACHER	\$69,901.09	\$19,112.11	\$0.00	\$250.00	\$0.00	\$89,263.20	0	14
MARKS, DENISE L	HS HEALTH TEACHER	\$65,840.65	\$27,118.32	\$0.00	\$250.00	\$0.00	\$93,208.97	0	14
MARLER CONNER, ANGELA	DIRECTOR OF FEDERAL PROGRAMS	\$108,294.40	\$16,733.28	\$2,700.00	\$300.00	\$0.00	\$128,027.68	25	14
MARLOWE, KATIE E	ELEM SECOND GRADE TEACHER	\$98,484.61	\$12,182.35	\$0.00	\$250.00	\$0.00	\$110,916.96	0	14
MARQUIS, MARCIE L	MS LANGUAGE ARTS TEACHER	\$74,064.83	\$16,484.04	\$0.00	\$250.00	\$0.00	\$90,798.87	0	14
MARSHALL, NOELIA	ELEM INTERVENTIONIST-BI	\$74,064.83	\$10,286.86	\$0.00	\$250.00	\$0.00	\$84,601.69	0	14
MARTENS, DANIEL R	MS PE TEACHER	\$113,562.08	\$11,938.55	\$0.00	\$250.00	\$0.00	\$125,750.63	0	14
MARTIN, ANNA C	MS MATH TEACHER	\$91,123.07	\$945.60	\$0.00	\$250.00	\$0.00	\$92,318.67	0	14
MARTIN, ANTHONY M	HS ENGLISH TEACHER	\$73,173.62	\$12,577.25	\$0.00	\$250.00	\$0.00	\$86,000.87	0	14
MARTIN, JENNIFER A	MS LANGUAGE ARTS TEACHER	\$63,286.81	\$26,985.67	\$0.00	\$250.00	\$0.00	\$90,522.48	0	14
MARTIN, JOSHUA	TECHNOLOGY SUPPORT SUPERVISOR	114,401.00	\$17,496.61	\$0.00	\$250.00	\$0.00	\$132,147.61	10	15
MARTIN, NICHOLAS R	CROSS CAT TEACHER	\$80,817.58	\$19,298.83	\$0.00	\$250.00	\$0.00	\$100,366.41	0	14
MARTINEZ, CHAYANNE L	ELEM FIFTH GRADE DL TEACHER	\$71,187.91	\$23,835.42	\$0.00	\$250.00	\$0.00	\$95,273.33	0	14
MARTINEZ-CHERRY, ANDREA	CERTIFIED NURSE	\$60,854.94	\$18,960.67	\$0.00	\$250.00	\$0.00	\$80,065.61	0	14
MARTINO, FAITH A	ELEM SKILLS FOR SUCCESS	\$110,910.98	\$17,590.44	\$0.00	\$250.00	\$0.00	\$128,751.42	0	14
MARTINSEN, JESSICA A	ELEM ASSISTANT PRINCIPAL	\$101,783.51	\$34,337.63	\$900.00	\$300.00	\$0.00	\$137,321.14	4	14
MASCORRO, DOMINIQUE R	COGNITIVE DISABILITIES TEACHER	\$73,283.51	\$11,908.15	\$0.00	\$250.00	\$0.00	\$85,441.66	0	14
MASON, DEBORAH L	DIRECTOR OF TRANSPORTATION	\$127,564.20	\$18,102.47	\$2,700.00	\$300.00	\$0.00	\$148,666.67	25	14
MASON, GREGORY J	HS SOCIAL STUDIES TEACHER	\$89,198.89	\$23,835.42	\$0.00	\$250.00	\$0.00	\$113,284.31	0	14
MASTALERZ, CHRISTOPHER	MS ART TEACHER	\$98,484.61	\$1,132.32	\$0.00	\$250.00	\$0.00	\$99,866.93	0	14
MATHISEN, LINDSEY A	HS ENGLISH TEACHER	\$71,187.91	\$19,112.11	\$0.00	\$250.00	\$0.00	\$90,550.02	0	14
MATUSZEWSKI, EMALIE J	HS FACS TEACHER	\$82,434.06	\$25.92	\$0.00	\$250.00	\$0.00	\$82,709.98	0	14
MAUGER, ELIZABETH L	ELEM INTERVENTIONIST-MATH	\$117,698.89	\$20,327.35	\$0.00	\$250.00	\$0.00	\$138,276.24	0	14
MAXA, FELICIA A	HS AVID TEACHER	\$63,313.18	\$17,590.44	\$0.00	\$250.00	\$0.00	\$81,153.62	0	14
MAZUR, KEVIN M	HS SCIENCE TEACHER	\$73,283.51	\$11,678.95	\$0.00	\$250.00	\$0.00	\$85,212.46	0	14
MCBRIDE, MELISSA H	ELEM FIRST GRADE TEACHER	\$67,703.29	\$17,237.89	\$0.00	\$250.00	\$0.00	\$85,191.18	0	14
MCCALL, MARY L	NON CERTIFIED NURSE	\$67,456.48	\$11,597.50	\$0.00	\$250.00	\$0.00	\$79,303.98	0	14
MCCARTHY, RICHARD J	MAINTENANCE-TRADES G-II	83,269.44	\$25.92	\$0.00	\$0.00	\$0.00	\$83,295.36	15	15
MCCURDY, NICOLE K	SCHOOL SOCIAL WORKER	\$102,499.99	\$26,798.95	\$0.00	\$250.00	\$0.00	\$129,548.94	0	14

Community Unit School District 300
Public Act 097-0609
Compensation Package of \$75,000+ for the 2024-2025 School Year
As of 9/5/2024

Employee	Position	Salary with Pension	Health, Dental, Vision, & Life Insurance	Mileage	HRA Deposit	Bonus	Total Compensation Package	Vacation, Flex Days & Hours	Sick & Personal Days/Hours
MCDOWELL, JESSICA W	HS PE TEACHER	\$71,270.32	\$7,083.43	\$0.00	\$250.00	\$0.00	\$78,603.75	0	14
MCGINN, ANTHONY J	CHIEF-NON-CERTIFIED	\$163,465.17	\$13,537.01	\$2,700.00	\$300.00	\$0.00	\$180,002.18	25	14
MCKENNEY, MATTHEW N	HS ALTERNATIVE ED TEACHER	\$92,803.29	\$26,985.67	\$0.00	\$250.00	\$0.00	\$120,038.96	0	14
MCPMAHON, KARA K	CHIEF	\$268,561.35	\$34,525.91	\$2,700.00	\$300.00	\$3,812.16	\$309,899.42	25	14
MCNEES, SCOTT M	HS SCIENCE TEACHER	\$82,530.76	\$26,985.67	\$0.00	\$250.00	\$0.00	\$109,766.43	0	14
MCQUADE, REBECCA J	ELEM FOURTH GRADE TEACHER	\$71,846.15	\$7,083.43	\$0.00	\$250.00	\$0.00	\$79,179.58	0	14
MEAR, ANDREA C	MS INSTRUCTIONAL COACH	\$80,785.71	\$26,931.60	\$0.00	\$250.00	\$0.00	\$107,967.31	0	14
MEDCALF, KATHERINE	MS MATH TEACHER	\$90,982.41	\$19,298.83	\$0.00	\$250.00	\$0.00	\$110,531.24	0	14
MEDINA, FERNANDO	HS BUSINESS TEACHER	\$92,096.70	\$7,683.91	\$0.00	\$250.00	\$0.00	\$100,030.61	0	14
MELENDY, KASEY M	SCHOOL SOCIAL WORKER	\$70,359.33	\$10,207.30	\$0.00	\$250.00	\$0.00	\$80,816.63	0	14
MELTON, CHRISTINE K	MS LANGUAGE ARTS TEACHER	\$63,798.90	\$17,087.04	\$0.00	\$250.00	\$0.00	\$81,135.94	0	14
MENO, NATHAN T	HS ENGLISH TEACHER	\$85,731.86	\$11,465.86	\$0.00	\$250.00	\$0.00	\$97,447.72	0	14
MERGENS, NICOLE A	ELEM INSTRUCTIONAL COACH	\$71,846.15	\$7,003.87	\$0.00	\$250.00	\$0.00	\$79,100.02	0	14
MERTOGLU, DAVID Z	ELEM FIFTH GRADE TEACHER	\$67,186.81	\$17,403.72	\$0.00	\$250.00	\$0.00	\$84,840.53	0	14
MEYER, REBECCA J	ELEM PE TEACHER	\$92,313.84	\$26,931.60	\$0.00	\$250.00	\$0.00	\$119,495.44	0	14
MICHAEL, BRIANNA L	COGNITIVE DISABILITIES TEACHER	\$80,817.58	\$16,290.37	\$0.00	\$250.00	\$0.00	\$97,357.95	0	14
MICHALSKI, MAGDALENA MARIA	ELEM ESL TEACHER	\$75,548.34	\$16,642.92	\$0.00	\$250.00	\$0.00	\$92,441.26	0	14
MICHALSKI, MATTHEW A	HS SOCIAL STUDIES TEACHER	\$101,679.11	\$19,298.83	\$0.00	\$250.00	\$0.00	\$121,227.94	0	14
MICKLE, JONATHAN W	DIRECTOR OF FACILITIES	\$149,455.90	\$25,036.67	\$0.00	\$300.00	\$0.00	\$174,792.57	25	14
MILISON, ALISON E	CROSS CAT TEACHER	\$60,829.66	\$26,985.67	\$0.00	\$250.00	\$0.00	\$88,065.33	0	14
MILLARD, KIMBERLY M	CROSS CAT TEACHER	\$90,982.41	\$19,211.35	\$0.00	\$250.00	\$0.00	\$110,443.76	0	14
MILLER, ANGELA E	HS ENGLISH TEACHER	\$77,768.12	\$11,394.46	\$0.00	\$250.00	\$0.00	\$89,412.58	0	14
MILLER, KIM M	ELEM FIRST GRADE DL TEACHER	\$125,505.44	\$11,678.95	\$0.00	\$250.00	\$0.00	\$137,434.39	0	14
MINNER, KRISTEN F	ELEM INTERVENTIONIST-ELA	\$92,945.05	\$25.92	\$0.00	\$250.00	\$0.00	\$93,220.97	0	14
MINSTER, AMANDA C	ELEM FIFTH GRADE TEACHER	\$64,578.02	\$17,051.17	\$0.00	\$250.00	\$0.00	\$81,879.19	0	14
MIRANDA, JENNIFER A	SCHOOL PSYCHOLOGIST	\$84,082.41	\$17,403.72	\$0.00	\$250.00	\$0.00	\$101,736.13	0	14
MIRON, LUC J	ELEM INTERVENTIONIST-MATH	\$115,259.33	\$26,985.67	\$0.00	\$250.00	\$0.00	\$142,495.00	0	14
MITCHELL, KATHLEEN M	ELEM ORCHESTRA TEACHER	\$71,270.32	\$11,545.42	\$0.00	\$250.00	\$0.00	\$83,065.74	0	14
MITCHELL, STACEY L	ELEM SKILLS FOR SUCCESS	\$110,910.98	\$26,985.67	\$0.00	\$250.00	\$0.00	\$138,146.65	0	14
MITTY, RANDALL O	ELEM ART TEACHER	\$64,578.02	\$11,545.42	\$0.00	\$250.00	\$0.00	\$76,373.44	0	14
MOCKUS, ANDREA L	PRE-SCHOOL FOR ALL	\$110,910.98	\$20,327.35	\$0.00	\$250.00	\$0.00	\$131,488.33	0	14
MOLIK, KYLE C	HS ASSOCIATE PRINCIPAL-OPS	\$128,934.05	\$34,383.47	\$900.00	\$300.00	\$0.00	\$164,517.52	25	14

Community Unit School District 300
Public Act 097-0609
Compensation Package of \$75,000+ for the 2024-2025 School Year
As of 9/5/2024

Employee	Position	Salary with Pension	Health, Dental, Vision, & Life Insurance	Mileage	HRA Deposit	Bonus	Total Compension Package	Vacation, Flex Days & Hours	Sick & Personal Days/Hours
MONTGOMERY BRUMMET, DANIELLE M	HS MATH TEACHER	\$65,840.65	\$11,414.83	\$0.00	\$250.00	\$0.00	\$77,505.48	0	14
MOORE, JENNIFER M	ELEM INSTRUCTIONAL COACH	\$77,768.12	\$19,211.35	\$0.00	\$250.00	\$0.00	\$97,229.47	0	14
MORA, EBERTO	ASSISTANT SUPERINTENDENT	\$201,404.38	\$26,017.74	\$2,700.00	\$300.00	\$0.00	\$230,422.12	25	14
MORALES, MONIKA K	HS SPANISH TEACHER	\$84,050.54	\$12,034.58	\$0.00	\$250.00	\$0.00	\$96,335.12	0	14
MORAN, TIMOTHY R	HS SOCIAL STUDIES TEACHER	\$76,242.85	\$26,798.95	\$0.00	\$250.00	\$0.00	\$103,291.80	0	14
MORES, LAURA M	MS SOCIAL STUDIES TEACHER	\$63,214.28	\$17,590.44	\$0.00	\$250.00	\$0.00	\$81,054.72	0	14
MORRIS, NICOLE M	MS ASSOCIATE PRINCIPAL-INSTR	\$113,880.21	\$34,490.63	\$900.00	\$300.00	\$0.00	\$149,570.84	25	14
MORTENSON, STEPHANIE L	HS ESL TEACHER	\$57,343.95	\$19,453.99	\$0.00	\$250.00	\$0.00	\$77,047.94	0	14
MOTA, LINDSAY M	STUDENT SERVICES SPECIALISTS	\$116,158.23	\$34,498.07	\$1,500.00	\$300.00	\$0.00	\$152,456.30	25	14
MOTLEY, JOSHUA S	FINANCIAL ANALYST	88,563.00	\$19,640.71	\$0.00	\$250.00	\$0.00	\$108,453.71	10	15
MOTTASHED, DAVID W	GROUNDNS SUPERVISOR TUES-SAT	58,260.80	\$19,640.71	\$0.00	\$0.00	\$1,000.00	\$78,901.51	20	15
MUCHA, MELLISSA L	PRE-SCHOOL FOR ALL	\$87,584.61	\$7,083.43	\$0.00	\$250.00	\$0.00	\$94,918.04	0	14
MUELLER, BRIAN F	CROSS CAT TEACHER	\$115,392.30	\$17,051.17	\$0.00	\$250.00	\$0.00	\$132,693.47	0	14
MUELLER, THERESE E	ELEM SECOND GRADE TEACHER	\$101,679.11	\$19,112.11	\$0.00	\$250.00	\$0.00	\$121,041.22	0	14
MUI, CHRISTINA A	MS ASSISTANT PRINCIPAL	\$103,435.16	\$24,913.02	\$900.00	\$300.00	\$0.00	\$129,548.18	25	14
MULLEN, KELLY A	HS ENGLISH TEACHER	\$107,903.29	\$1,274.52	\$0.00	\$250.00	\$0.00	\$109,427.81	0	14
MUNOZ, MARLENE	ELEMENTARY PRINCIPAL	\$126,406.58	\$24,797.46	\$1,500.00	\$300.00	\$0.00	\$153,004.04	25	14
MUNOZ-GARCIA, LUZ S	ELEM SECOND GRADE DL TEACHER	\$108,736.25	\$17,590.44	\$0.00	\$250.00	\$0.00	\$126,576.69	0	14
MURO, DALILA	ELEM INTERVENTIONIST-BI	\$88,518.67	\$26,798.95	\$0.00	\$250.00	\$0.00	\$115,567.62	0	14
MURPHY, ANGELA L	MS LANGUAGE ARTS TEACHER	\$63,286.81	\$17,237.89	\$0.00	\$250.00	\$0.00	\$80,774.70	0	14
MURPHY, CARMEN	TRANSLATOR	53,348.40	\$26,798.95	\$0.00	\$0.00	\$0.00	\$80,147.35	15	15
MURPHY, JESSICA A	MS ASSISTANT PRINCIPAL	\$105,503.29	\$34,343.87	\$900.00	\$300.00	\$0.00	\$141,047.16	25	14
MURPHY, KELLEY S	DIRECTOR	\$142,347.24	\$30,941.70	\$2,700.00	\$300.00	\$0.00	\$176,288.94	25	14
MURPHY, NICHOLE M	MEDIA TEACHER	\$104,550.54	\$11,465.86	\$0.00	\$250.00	\$0.00	\$116,266.40	0	14
MURRAY, ALEXANDRA K	CROSS CAT TEACHER	\$68,502.19	\$7,083.43	\$0.00	\$250.00	\$0.00	\$75,835.62	0	14
MURRAY, JAMES E	MAINTENANCE-TRADES H-III	75,251.52	\$19,640.71	\$0.00	\$0.00	\$0.00	\$94,892.23	15	15
MURRAY, ROBERT J	CROSS CAT TEACHER	\$106,603.29	\$26,985.67	\$0.00	\$250.00	\$0.00	\$133,838.96	0	14
MUSCAT, STEVEN M	MAINTENANCE	72,725.04	\$7,683.91	\$0.00	\$0.00	\$0.00	\$80,408.95	20	15
MUSSACHIO, STEPHANIE N	ELEM ESL TEACHER	\$77,768.12	\$17,590.44	\$0.00	\$250.00	\$0.00	\$95,608.56	0	14
NACKE, SHELLEY A	ASSIST SUPT ED SERVICES	\$229,553.83	\$24,368.66	\$2,700.00	\$300.00	\$0.00	\$256,922.49	25	14
NANGLE, KATE A	ELEM THIRD GRADE TEACHER	\$124,903.29	\$13,117.55	\$0.00	\$250.00	\$0.00	\$138,270.84	0	14
NAPPER, DANIEL J	HS ENGLISH TEACHER	\$84,181.31	\$17,590.44	\$0.00	\$250.00	\$0.00	\$102,021.75	0	14

Community Unit School District 300
Public Act 097-0609
Compensation Package of \$75,000+ for the 2024-2025 School Year
As of 9/5/2024

Employee	Position	Salary with Pension	Health, Dental, Vision, & Life Insurance	Mileage	HRA Deposit	Bonus	Total Compension Package	Vacation, Flex Days & Hours	Sick & Personal Days/Hours
NATALE, JOSEPH P	HS MATH TEACHER	\$74,064.83	\$17,403.72	\$0.00	\$250.00	\$0.00	\$91,718.55	0	14
NAVARRO, MARIA S	TITLE FACILITATOR	\$124,903.29	\$39,028.05	\$0.00	\$250.00	\$0.00	\$164,181.33	0	14
NAZ, NIDA	SPEECH PATHOLOGIST	\$71,765.93	\$11,545.42	\$0.00	\$250.00	\$0.00	\$83,561.35	0	14
NEENAN, ELIZABETH A	SPEECH PATHOLOGIST	\$93,284.65	\$7,083.43	\$0.00	\$250.00	\$0.00	\$100,618.08	0	14
NEGI, KATHLEEN A	ELEM SECOND GRADE TEACHER	\$86,781.31	\$27,118.32	\$0.00	\$250.00	\$0.00	\$114,149.63	0	14
NEITZEL, CATHRYN L	ELEM FIRST GRADE TEACHER	\$115,392.30	\$18,351.31	\$0.00	\$250.00	\$0.00	\$133,993.61	0	14
NEJMAN, JASON J	ELEM ASSISTANT PRINCIPAL	\$97,828.56	\$24,935.39	\$900.00	\$300.00	\$0.00	\$123,963.95	4	14
NELIS, THERESA A	SCHOOL SOCIAL WORKER	\$120,096.69	\$26,985.67	\$0.00	\$250.00	\$0.00	\$147,332.36	0	14
NELSEN, JENNA L	ELEM FOURTH GRADE TEACHER	\$77,768.12	\$11,465.86	\$0.00	\$250.00	\$0.00	\$89,483.98	0	14
NELSEN, JODI D	CERTIFIED NURSE	\$78,692.30	\$184.80	\$0.00	\$250.00	\$0.00	\$79,127.10	0	14
NELSEN, ZACHARY	HS AVID TEACHER	\$67,084.61	\$17,403.72	\$0.00	\$250.00	\$0.00	\$84,738.33	0	14
NELSON, MATTHEW J	ELEM PE TEACHER	\$108,736.25	\$27,118.32	\$0.00	\$250.00	\$0.00	\$136,104.57	0	14
NELSON, NICOLE M	EMOTIONAL DISORDER TEACHER	\$92,837.35	\$10,207.30	\$0.00	\$250.00	\$0.00	\$103,294.65	0	14
NEU, ELISA N	COGNITIVE DISABILITIES TEACHER	\$68,502.19	\$18,698.35	\$0.00	\$250.00	\$0.00	\$87,450.54	0	14
NEUMAN, SARAH J	CROSS CAT TEACHER	\$76,242.85	\$25.92	\$0.00	\$250.00	\$0.00	\$76,518.77	0	14
NEVAREZ, ADRIAN	MAINTENANCE-TRADES G-II	69,467.76	\$7,003.87	\$0.00	\$0.00	\$0.00	\$76,471.63	10	15
NEWTON, THERESA M	ELEM INTERVENTIONIST-MATH	\$117,698.89	\$27,118.32	\$0.00	\$250.00	\$0.00	\$145,067.21	0	14
NGUYEN, KEVIN V	ELEM ASSISTANT PRINCIPAL	\$99,786.80	\$8,952.77	\$900.00	\$300.00	\$0.00	\$109,939.57	4	14
NICHOLS, JENNIFER L	HS HEALTH TEACHER	\$61,975.82	\$19,112.11	\$0.00	\$250.00	\$0.00	\$81,337.93	0	14
NICHOLS, MEGAN C	STUDENT SERVICES SPECIALISTS	\$113,880.21	\$31,017.42	\$1,500.00	\$300.00	\$0.00	\$146,697.63	25	14
NICKELS, CELESTINE E	ELEM FOURTH GRADE TEACHER	\$76,242.85	\$1,132.32	\$0.00	\$250.00	\$0.00	\$77,625.17	0	14
NICKOL, KRISTEN M	SCHOOL SOCIAL WORKER	\$79,234.06	\$17,590.44	\$0.00	\$250.00	\$0.00	\$97,074.50	0	14
NIELSEN, JONATHAN C	MS TECHNOLOGY TEACHER	\$67,703.29	\$17,590.44	\$0.00	\$250.00	\$0.00	\$85,543.73	0	14
NIEMIEC, BRYNN	MS MATH TEACHER	\$102,462.63	\$17,403.72	\$0.00	\$250.00	\$0.00	\$120,116.35	0	14
NIETO, PILAR	ELEM KINDERGARTEN DL TEACHER	\$92,945.05	\$20,765.74	\$0.00	\$250.00	\$0.00	\$113,960.79	0	14
NISI, ERIN V	ELEM INTERVENTIONIST-ELA	\$80,817.58	\$184.80	\$0.00	\$250.00	\$0.00	\$81,252.38	0	14
NOLAN, JENNIFER G	ELEMENTARY PRINCIPAL	\$126,406.58	\$34,325.46	\$1,500.00	\$300.00	\$0.00	\$162,532.04	25	14
NOLTE, REBECCA L	HS AVID TEACHER	\$73,283.51	\$19,298.83	\$0.00	\$250.00	\$0.00	\$92,832.34	0	14
NORKUS, KATE E	HS ART TEACHER	\$102,617.57	\$26,985.67	\$0.00	\$250.00	\$0.00	\$129,853.24	0	14
NORTON, TINA M	HS AVID TEACHER	\$74,749.44	\$184.80	\$0.00	\$250.00	\$0.00	\$75,184.24	0	14
NOSBISCH, REED S	CROSS CAT TEACHER	\$120,096.69	\$27,127.87	\$0.00	\$250.00	\$0.00	\$147,474.56	0	14
NOTTOLINI, CHARLENE D	HS AVID TEACHER	\$96,552.74	\$26,798.95	\$0.00	\$250.00	\$0.00	\$123,601.69	0	14

Community Unit School District 300
Public Act 097-0609
Compensation Package of \$75,000+ for the 2024-2025 School Year
As of 9/5/2024

Employee	Position	Salary with Pension	Health, Dental, Vision, & Life Insurance	Mileage	HRA Deposit	Bonus	Total Compensation Package	Vacation, Flex Days & Hours	Sick & Personal Days/Hours
NOWAK, CHRISTINA K	ELEM ASSISTANT PRINCIPAL	\$87,156.35	\$18,201.83	\$900.00	\$300.00	\$0.00	\$106,558.18	4	14
NOWAK, DAVID R	DIRECTOR	\$142,347.24	\$34,219.98	\$2,700.00	\$300.00	\$0.00	\$179,567.22	25	14
NUNEZ, SHANNON K	BILINGUAL SPECIAL ED TEACHER	\$96,552.74	\$16,832.64	\$0.00	\$250.00	\$0.00	\$113,635.38	0	14
NYQUIST, CHRISTINA E	ELEM FOURTH GRADE TEACHER	\$56,219.78	\$23,835.42	\$0.00	\$250.00	\$0.00	\$80,305.20	0	14
O'BRIEN, JILLIAN M	HS PE TEACHER	\$74,749.44	\$786.72	\$0.00	\$250.00	\$0.00	\$75,786.16	0	14
O'BRIEN, JOSEPH W	DIVISION HEAD	\$109,457.13	\$34,498.07	\$900.00	\$300.00	\$0.00	\$145,155.20	4	14
O'BRIEN, KATHRYN M	HS AVID TEACHER	\$89,198.89	\$12,034.58	\$0.00	\$250.00	\$0.00	\$101,483.47	0	14
O'BRIEN, PATRICK C	HS SOCIAL STUDIES TEACHER	\$108,736.25	\$25.92	\$0.00	\$250.00	\$0.00	\$109,012.17	0	14
OCAMPO, JESSICA L	BEHAVIOR DISORDER TEACHER	\$65,840.65	\$19,298.83	\$0.00	\$250.00	\$0.00	\$85,389.48	0	14
O'CONNOR, MICHAEL C	ELEM FOURTH GRADE TEACHER	\$94,695.60	\$25.92	\$0.00	\$250.00	\$0.00	\$94,971.52	0	14
ODENTHAL, KATIE N	MS ALTERNATIVE LEARN OP COACH	\$87,447.24	\$23,835.42	\$0.00	\$250.00	\$0.00	\$111,532.66	0	14
ODOM, ALEXANDER V	ELEM SECOND GRADE TEACHER	\$67,159.33	\$26,798.95	\$0.00	\$250.00	\$0.00	\$94,208.28	0	14
O'DONNELL, AMY G	ELEM THIRD GRADE TEACHER	\$85,731.86	\$26,985.67	\$0.00	\$250.00	\$0.00	\$112,967.53	0	14
OEFFLING, SHARON K	SCHOOL SOCIAL WORKER	\$117,698.89	\$26,985.67	\$0.00	\$250.00	\$0.00	\$144,934.56	0	14
O'HERRON, AMY E	MS AVID TEACHER	\$79,323.07	\$12,034.58	\$0.00	\$250.00	\$0.00	\$91,607.65	0	14
O'KEEFE, COLLEEN	CHIEF LEGAL COUNSEL	\$247,687.07	\$34,658.63	\$2,700.00	\$300.00	\$0.00	\$285,345.70	25	14
OLAYO GUTIERREZ, EVANGELINA	SUPERINTENDENT EXEC SECRETARY	60,510.24	\$17,590.44	\$0.00	\$250.00	\$0.00	\$78,350.68	15	15
OLIVA, SANDRA E	ELEM THIRD GRADE TEACHER	\$77,678.01	\$25.92	\$0.00	\$250.00	\$0.00	\$77,953.93	0	14
OLIVER, MICHELLE C	MS SCIENCE TEACHER	\$82,401.09	\$17,590.44	\$0.00	\$250.00	\$0.00	\$100,241.53	0	14
OLLER, REBECCA A	SCHOOL SOCIAL WORKER	\$89,231.86	\$17,590.44	\$0.00	\$250.00	\$0.00	\$107,072.30	0	14
OLSON, JENNIFER L	MS MATH TEACHER	\$69,901.09	\$7,003.87	\$0.00	\$250.00	\$0.00	\$77,154.96	0	14
ONAK, SUSANNA M	SPEECH PATHOLOGIST	\$87,481.31	\$26,493.32	\$0.00	\$250.00	\$0.00	\$114,224.63	0	14
ORANGE, CHRISTOPHER A	DISTRICT TPI LIAISON	59,215.68	\$17,087.04	\$0.00	\$0.00	\$0.00	\$76,302.72	20	15
ORNELAS, LAURA	HUMAN RESOURCES SPECIALIST	61,992.72	\$17,087.04	\$0.00	\$0.00	\$1,000.00	\$80,079.76	25	15
OROS, LINDSEY A	ELEM PRE-PRIM TEACHER	\$68,425.27	\$11,465.86	\$0.00	\$250.00	\$0.00	\$80,141.13	0	14
ORTIZ, CARMEN L	ELEM INTERVENTIONIST-BI	\$102,462.63	\$7,771.39	\$0.00	\$250.00	\$0.00	\$110,484.02	0	14
ORTLOFF, SARAH	ELEM INSTRUCTIONAL COACH	\$74,749.44	\$12,034.58	\$0.00	\$250.00	\$0.00	\$87,034.02	0	14
OSBORN, SYDNEY E	COORDINATOR	\$109,457.13	\$14,323.43	\$1,500.00	\$300.00	\$0.00	\$125,580.56	25	14
OSIMOWICZ, MADELYN M	SCHOOL SOCIAL WORKER	\$70,359.33	\$7,083.43	\$0.00	\$250.00	\$0.00	\$77,692.76	0	14
O'TOOLE, SARA	HS AVID TEACHER	\$87,447.24	\$7,003.87	\$0.00	\$250.00	\$0.00	\$94,701.11	0	14
OTTINGER, NICOLE L	MS SOCIAL STUDIES TEACHER	\$69,872.52	\$17,590.44	\$0.00	\$250.00	\$0.00	\$87,712.96	0	14
OZARKA, NICHOLAS J	HS BUSINESS TEACHER	\$82,401.09	\$10,207.30	\$0.00	\$250.00	\$0.00	\$92,858.39	0	14

Community Unit School District 300
Public Act 097-0609
Compensation Package of \$75,000+ for the 2024-2025 School Year
As of 9/5/2024

Employee	Position	Salary with Pension	Health, Dental, Vision, & Life Insurance	Mileage	HRA Deposit	Bonus	Total Compensation Package	Vacation, Flex Days & Hours	Sick & Personal Days/Hours
PAALMAN, PAULINE M	CROSS CAT TEACHER	\$79,323.07	\$26,985.67	\$0.00	\$250.00	\$0.00	\$106,558.74	0	14
PADJEN, MADELINE H	SCHOOL SOCIAL WORKER	\$70,359.33	\$11,465.86	\$0.00	\$250.00	\$0.00	\$82,075.19	0	14
PAGANO, BRITTANY E	ELEM FIRST GRADE TEACHER	\$81,778.01	\$7,083.43	\$0.00	\$250.00	\$0.00	\$89,111.44	0	14
PALAZZO, MISTY D	ELEM FIRST GRADE TEACHER	\$69,039.47	\$23,835.42	\$0.00	\$250.00	\$0.00	\$93,124.89	0	14
PALERMO, LUILIA E	SCHOOL PSYCHOLOGIST	\$102,345.05	\$26,985.67	\$0.00	\$250.00	\$0.00	\$129,580.72	0	14
PAPECK, LISA S	ELEM FIFTH GRADE TEACHER	\$85,731.86	\$7,003.87	\$0.00	\$250.00	\$0.00	\$92,985.73	0	14
PARISE, ANTHONY P	MS SOCIAL STUDIES TEACHER	\$110,910.98	\$19,112.11	\$0.00	\$250.00	\$0.00	\$130,273.09	0	14
PARISI, THOMAS J	DIRECTOR	\$163,520.86	\$24,860.46	\$2,700.00	\$300.00	\$0.00	\$191,381.32	25	14
PARKER, JENNIFER M	HS VOCAL MUSIC TEACHER	\$67,159.33	\$11,198.38	\$0.00	\$250.00	\$0.00	\$78,607.71	0	14
PARTRIDGE, SARAH C	ELEM FIFTH GRADE TEACHER	\$84,181.31	\$26,798.95	\$0.00	\$250.00	\$0.00	\$111,230.26	0	14
PASECHNYK, KATERYNA	DATA SPECIALIST	78,696.72	\$25.92	\$0.00	\$250.00	\$0.00	\$78,972.64	10	15
PASENELLI, JAIMY L	ELEM FOURTH GRADE TEACHER	\$65,769.22	\$17,590.44	\$0.00	\$250.00	\$0.00	\$83,609.66	0	14
PATEK, KAREN L	GRANT MANAGEMENT MANAGER	67,630.32	\$20,765.74	\$0.00	\$250.00	\$0.00	\$88,646.06	15	15
PATEL, RICHA T	HS ENGLISH TEACHER	\$74,064.83	\$19,298.83	\$0.00	\$250.00	\$0.00	\$93,613.66	0	14
PAUZUOLIS, NICOLE D	CROSS CAT TEACHER	\$77,768.12	\$10,887.34	\$0.00	\$250.00	\$0.00	\$88,905.46	0	14
PAWLOWSKI, JAMIE	PRE-PRIM SPEC ED TEACHER	\$74,665.93	\$6,926.11	\$0.00	\$250.00	\$0.00	\$81,842.04	0	14
PAZ, JENNIFER A	ELEM PRE-PRIM TEACHER	\$68,502.19	\$23,648.70	\$0.00	\$250.00	\$0.00	\$92,400.89	0	14
PEELO JOHNSON, JESSICA M	CROSS CAT TEACHER	\$73,201.09	\$11,394.46	\$0.00	\$250.00	\$0.00	\$84,845.55	0	14
PENNELLA, SARA J	HS READING TEACHER	\$72,614.28	\$12,182.35	\$0.00	\$250.00	\$0.00	\$85,046.63	0	14
PENNINGTON, RICHARD D	MS SOCIAL STUDIES TEACHER	\$77,768.12	\$12,182.35	\$0.00	\$250.00	\$0.00	\$90,200.47	0	14
PEREZ, MINERVA C	ELEM ESL TEACHER	\$130,575.56	\$19,298.83	\$0.00	\$250.00	\$0.00	\$150,124.39	0	14
PEREZ, UBALDO	HEAD CUSTODIAN-HIGH SCHOOL	62,848.80	\$17,403.72	\$0.00	\$0.00	\$0.00	\$80,252.52	25	15
PERKINS, RUTH L	ELEM INTERVENTIONIST-ELA	\$76,336.04	\$25.92	\$0.00	\$250.00	\$0.00	\$76,611.96	0	14
PESTEL, LYNETTE D	SPEECH PATHOLOGIST	\$113,130.76	\$11,545.42	\$0.00	\$250.00	\$0.00	\$124,926.18	0	14
PETERSEN, DORENE S	ELEM FOURTH GRADE TEACHER	\$133,530.82	\$19,298.83	\$0.00	\$250.00	\$0.00	\$153,079.65	0	14
PETERSEN, WILLIAM K	HS ALTERNATIVE ED TEACHER	\$107,903.29	\$7,135.51	\$0.00	\$250.00	\$0.00	\$115,288.80	0	14
PETERSON, EMILY F	MS SCIENCE TEACHER	\$72,614.28	\$11,075.95	\$0.00	\$250.00	\$0.00	\$83,940.23	0	14
PETERSON, JACQUELINE G	HS ENGLISH TEACHER	\$77,768.12	\$25.92	\$0.00	\$250.00	\$0.00	\$78,044.04	0	14
PETERSON, ZACHARY C	ELEM FIFTH GRADE TEACHER	\$74,064.83	\$7,584.67	\$0.00	\$250.00	\$0.00	\$81,899.50	0	14
PETRY, SHANNON K	HS SOCIAL STUDIES TEACHER	\$65,769.22	\$11,545.42	\$0.00	\$250.00	\$0.00	\$77,564.64	0	14
PFLADERER, MARY J	ELEM INTERVENTIONIST-ELA	\$133,530.82	\$26,931.60	\$0.00	\$250.00	\$0.00	\$160,712.42	0	14
PHELPS, BRITTANY L	SCHOOL COUNSELOR	\$68,981.31	\$10,207.30	\$0.00	\$250.00	\$0.00	\$79,438.61	0	14

Community Unit School District 300
Public Act 097-0609
Compensation Package of \$75,000+ for the 2024-2025 School Year
As of 9/5/2024

Employee	Position	Salary with Pension	Health, Dental, Vision, & Life Insurance	Mileage	HRA Deposit	Bonus	Total Compensation Package	Vacation, Flex Days & Hours	Sick & Personal Days/Hours
PICOLOTTI, HEATHER A	MS LANGUAGE ARTS TEACHER	\$98,518.67	\$19,112.11	\$0.00	\$250.00	\$0.00	\$117,880.78	0	14
PIEPER, JENNIFER L	CROSS CAT TCHR-RESOURCE-EL	\$96,552.74	\$7,083.43	\$0.00	\$250.00	\$0.00	\$103,886.17	0	14
PILSON, SUSAN A	GUIDANCE SECRETARY	58,484.88	\$19,640.71	\$0.00	\$0.00	\$1,000.00	\$79,125.59	20	15
PILUT, DONNA L	ELEM KINDERGARTEN TEACHER	\$72,614.28	\$19,640.71	\$0.00	\$250.00	\$0.00	\$92,504.99	0	14
PINGITORE, VIRGINIA A	CROSS CAT TEACHER	\$78,602.19	\$11,465.86	\$0.00	\$250.00	\$0.00	\$90,318.05	0	14
PINTER, KRISTIN A	ELEM ORCHESTRA TEACHER	\$67,186.81	\$10,207.30	\$0.00	\$250.00	\$0.00	\$77,644.11	0	14
PIOTROWSKI, ANGELINA T	SCHOOL SOCIAL WORKER	\$84,082.41	\$25.92	\$0.00	\$250.00	\$0.00	\$84,358.33	0	14
PIOTROWSKI, MARY R	SCHOOL SOCIAL WORKER	\$71,765.93	\$11,465.86	\$0.00	\$250.00	\$0.00	\$83,481.79	0	14
PIRTLE, JOE J	HS BUSINESS TEACHER	\$74,636.26	\$17,590.44	\$0.00	\$250.00	\$0.00	\$92,476.70	0	14
PIZZOLATO, KRISTINE M	HS FACS TEACHER	\$106,603.29	\$25.92	\$0.00	\$250.00	\$0.00	\$106,879.21	0	14
PLACZKOWSKI, EMILY R	HS AVID TEACHER	\$77,768.12	\$11,995.63	\$0.00	\$250.00	\$0.00	\$90,013.75	0	14
PLEASANT, ALEXIS A	CERTIFIED ADVISOR	\$74,749.44	\$945.60	\$0.00	\$250.00	\$0.00	\$75,945.04	0	14
POCIASK, DAWN S	ELEM THIRD GRADE TEACHER	\$107,392.03	\$19,453.99	\$0.00	\$250.00	\$0.00	\$127,096.02	0	14
POCZTOWSKI, JOSEPH W	ELEM ASSISTANT PRINCIPAL	\$97,828.56	\$365.16	\$900.00	\$300.00	\$0.00	\$99,393.72	4	14
POKORNY, KEVIN W	ELEM FIFTH GRADE TEACHER	\$128,392.34	\$26,931.60	\$0.00	\$250.00	\$0.00	\$155,573.94	0	14
POLICHT, ALEXIA	SCHOOL COUNSELOR	\$106,603.29	\$19,112.11	\$0.00	\$250.00	\$0.00	\$125,965.40	0	14
PONTE, GASPAR G	MS DUAL LANGUAGE	\$106,603.29	\$11,995.63	\$0.00	\$250.00	\$0.00	\$118,848.92	0	14
POOL, NICOLAS D	MS PRINCIPAL	\$142,347.24	\$34,219.98	\$1,500.00	\$300.00	\$0.00	\$178,367.22	25	14
POORE, JANET L	HS INTERVENTIONIST-ELA	\$80,860.88	\$11,465.86	\$0.00	\$250.00	\$0.00	\$92,576.74	0	14
POPE, NICHOLAS J	HS INDUSTRIAL TECH TEACHER	\$102,462.63	\$20,514.07	\$0.00	\$250.00	\$0.00	\$123,226.70	0	14
PORSCHKE, BRITTANY S	ELEMENTARY PRINCIPAL	\$148,107.68	\$34,362.42	\$1,500.00	\$300.00	\$0.00	\$184,270.10	25	14
PORTER, JENNIFER A	CHIEF FINANCIAL OFFICER	\$218,432.95	\$34,646.27	\$2,700.00	\$300.00	\$0.00	\$256,079.22	25	14
PORTOKALIS, LEANDER P	HS INDUSTRIAL TECH TEACHER	\$81,871.42	\$25.92	\$0.00	\$250.00	\$0.00	\$82,147.34	0	14
POTTER, SAMANTHA M	CROSS CAT TEACHER	\$79,234.06	\$26,985.67	\$0.00	\$250.00	\$0.00	\$106,469.73	0	14
POWERS, LAURA E	MS INTERVENTIONIST	\$74,749.44	\$1,132.32	\$0.00	\$250.00	\$0.00	\$76,131.76	0	14
PRANTALOS, CAREY D	MS INTERVENTIONIST	\$75,637.36	\$26,985.67	\$0.00	\$250.00	\$0.00	\$102,873.03	0	14
PREHN, ROBERT J	MAINTENANCE-TRADES G-II	76,149.36	\$26,985.67	\$0.00	\$0.00	\$0.00	\$103,135.03	15	15
PRICE JR, BRIAN A	CROSS CAT TEACHER	\$69,872.52	\$17,403.72	\$0.00	\$250.00	\$0.00	\$87,526.24	0	14
PRICE, NICOLE A	MS SCIENCE TEACHER	\$84,050.54	\$25.92	\$0.00	\$250.00	\$0.00	\$84,326.46	0	14
PRIYMA, OLESYA	HS ESL TEACHER	\$66,374.72	\$17,590.44	\$0.00	\$250.00	\$0.00	\$84,215.16	0	14
PROSSER, PATRICIA A	HS SCIENCE TEACHER	\$87,447.24	\$17,590.44	\$0.00	\$250.00	\$0.00	\$105,287.68	0	14
QUEFFELEC, JILL M	SCHOOL SOCIAL WORKER	\$127,696.19	\$19,640.71	\$0.00	\$250.00	\$0.00	\$147,586.90	0	14

Community Unit School District 300
Public Act 097-0609
Compensation Package of \$75,000+ for the 2024-2025 School Year
As of 9/5/2024

Employee	Position	Salary with Pension	Health, Dental, Vision, & Life Insurance	Mileage	HRA Deposit	Bonus	Total Compension Package	Vacation, Flex Days & Hours	Sick & Personal Days/Hours
QUENETT, ELAINE M	MS MATH TEACHER	\$85,731.86	\$27,118.32	\$0.00	\$250.00	\$0.00	\$113,100.18	0	14
QUICK, HEATHER J	CROSS CAT TEACHER	\$89,403.27	\$7,083.43	\$0.00	\$250.00	\$0.00	\$96,736.70	0	14
QUINTERO GAITAN, CLAUDIA J	ELEM FIRST GRADE DL TEACHER	\$63,214.28	\$17,403.72	\$0.00	\$250.00	\$0.00	\$80,868.00	0	14
QUIRINA, JENNIFER J	SCHOOL SOCIAL WORKER	\$82,434.06	\$17,590.44	\$0.00	\$250.00	\$0.00	\$100,274.50	0	14
QUITNO, ROBERT A	HS ASSISTANT PRINCIPAL	\$147,316.47	\$25,019.63	\$900.00	\$300.00	\$0.00	\$173,536.10	25	14
RAHIMI, STEPHANIE M	MS MATH TEACHER	\$82,401.09	\$945.60	\$0.00	\$250.00	\$0.00	\$83,596.69	0	14
RAHN, KEVIN M	ELEM FIFTH GRADE TEACHER	\$115,392.30	\$17,087.04	\$0.00	\$250.00	\$0.00	\$132,729.34	0	14
RAISTRICK, MARK T	HS PE TEACHER	\$79,234.06	\$26,985.67	\$0.00	\$250.00	\$0.00	\$106,469.73	0	14
RAKOWSKI, ANDREW T	ELEM PE TEACHER	\$85,731.86	\$1,132.32	\$0.00	\$250.00	\$0.00	\$87,114.18	0	14
RAMIREZ SAN JOSE, JAVIER	ELEM FIFTH GRADE DL TEACHER	\$102,345.05	\$25.92	\$0.00	\$250.00	\$0.00	\$102,620.97	0	14
RANDL, JAMIE J	HS ASSISTANT PRINCIPAL	\$125,731.86	\$34,510.67	\$900.00	\$300.00	\$0.00	\$161,442.53	25	14
RANDL, RONDA L	ELEM FIRST GRADE TEACHER	\$96,552.74	\$17,590.44	\$0.00	\$250.00	\$0.00	\$114,393.18	0	14
RANSOM, KENNETH S	HEAD CUSTODIAN	48,024.00	\$26,985.67	\$0.00	\$0.00	\$0.00	\$75,009.67	15	15
RATFIELD, KARA E	STUDENT SERVICES SPECIALISTS	\$111,648.34	\$24,455.40	\$1,500.00	\$300.00	\$0.00	\$137,903.74	25	14
RATH, TAMMY L	ELEM THIRD GRADE TEACHER	\$102,462.63	\$20,579.02	\$0.00	\$250.00	\$0.00	\$123,291.65	0	14
RATLIFF, COURTNEY D	SCHOOL PSYCHOLOGIST	\$100,337.35	\$25.92	\$0.00	\$250.00	\$0.00	\$100,613.27	0	14
RAUE, SHEREE C	ELEM FIRST GRADE TEACHER	\$85,731.86	\$25.92	\$0.00	\$250.00	\$0.00	\$86,007.78	0	14
RAY, KELLY A	CROSS CAT TEACHER	\$90,982.41	\$11,465.86	\$0.00	\$250.00	\$0.00	\$102,698.27	0	14
RAYNER, CHRISTINA A	ELEM INSTRUCTIONAL COACH	\$115,392.30	\$19,453.99	\$0.00	\$250.00	\$0.00	\$135,096.29	0	14
RECZEK, STEPHEN G	MS MATH TEACHER	\$71,187.91	\$12,182.35	\$0.00	\$250.00	\$0.00	\$83,620.26	0	14
REDMER, STEPHANIE D	ELEM SECOND GRADE TEACHER	\$68,530.76	\$19,640.71	\$0.00	\$250.00	\$0.00	\$88,421.47	0	14
REES, NICOLE A	HS AMERICAN SIGN LANGUAGE	\$81,778.01	\$11,545.42	\$0.00	\$250.00	\$0.00	\$93,573.43	0	14
REIBEL, JONATHON R	HS ENGLISH TEACHER	\$80,785.71	\$17,590.44	\$0.00	\$250.00	\$0.00	\$98,626.15	0	14
REID, JENNIFER M	SPEECH PATHOLOGIST	\$98,518.67	\$26,985.67	\$0.00	\$250.00	\$0.00	\$125,754.34	0	14
REIFF, LAUREN R	MS HEALTH TEACHER	\$85,731.86	\$12,763.97	\$0.00	\$250.00	\$0.00	\$98,745.83	0	14
REINCKE, ANGELA L	ELEMENTARY PRINCIPAL	\$159,956.29	\$34,569.11	\$1,500.00	\$300.00	\$0.00	\$196,325.40	25	14
REITER, KAITLYN A	SPEECH PATHOLOGIST	\$79,203.29	\$11,545.42	\$0.00	\$250.00	\$0.00	\$90,998.71	0	14
RENTMEESTER, AMANDA M	SCHOOL SOCIAL WORKER	\$74,665.93	\$11,995.63	\$0.00	\$250.00	\$0.00	\$86,911.56	0	14
REPENNING, RENEE L	ELEM FIRST GRADE TEACHER	\$72,614.28	\$7,083.43	\$0.00	\$250.00	\$0.00	\$79,947.71	0	14
RESURRECCION, KRISTHIAN KARLO C	TECH SYSTEMS MANAGER	90,555.00	\$17,590.44	\$0.00	\$250.00	\$0.00	\$108,395.44	10	15
REYNOLDS, CARRIE M	SCHOOL COUNSELOR	\$87,481.31	\$12,233.38	\$0.00	\$250.00	\$0.00	\$99,964.69	0	14
RICHARD, JENNIFER L	PRE-PRIM SPEC ED TEACHER	\$80,785.71	\$17,403.72	\$0.00	\$250.00	\$0.00	\$98,439.43	0	14

Community Unit School District 300
Public Act 097-0609
Compensation Package of \$75,000+ for the 2024-2025 School Year
As of 9/5/2024

Employee	Position	Salary with Pension	Health, Dental, Vision, & Life Insurance	Mileage	HRA Deposit	Bonus	Total Compensation Package	Vacation, Flex Days & Hours	Sick & Personal Days/Hours
RICHARDI, ELIZABETH A	ELEM ASSISTANT PRINCIPAL	\$97,828.56	\$16,706.04	\$900.00	\$300.00	\$0.00	\$115,734.60	4	14
RICHARDSON, RACHEL V	ELEM FIRST GRADE TEACHER	\$104,670.32	\$17,403.72	\$0.00	\$250.00	\$0.00	\$122,324.04	0	14
RICHMOND, MADELINE E	HS ART TEACHER	\$70,439.55	\$11,465.86	\$0.00	\$250.00	\$0.00	\$82,155.41	0	14
RILEY, SHANNON K	SCHOOL PSYCHOLOGIST	\$119,915.37	\$26,985.67	\$0.00	\$250.00	\$0.00	\$147,151.04	0	14
RIVERA, MARTHA C	HR COORDINATOR	67,160.00	\$17,403.72	\$0.00	\$250.00	\$0.00	\$84,813.72	20	15
ROBERTS, JAMES B	HS SOCIAL STUDIES TEACHER	\$85,731.86	\$17,590.44	\$0.00	\$250.00	\$0.00	\$103,572.30	0	14
ROBERTSON, SARAH E	HS SCIENCE TEACHER	\$74,064.83	\$26,798.95	\$0.00	\$250.00	\$0.00	\$101,113.78	0	14
ROBINSON, MOLLY S	ELEM KINDERGARTEN TEACHER	\$90,289.00	\$19,112.11	\$0.00	\$250.00	\$0.00	\$109,651.11	0	14
RODEBECK, CARRIE A	CERTIFIED NURSE	\$69,901.09	\$11,955.02	\$0.00	\$250.00	\$0.00	\$82,106.11	0	14
RODMAN, ROSARIO C	HS SPANISH TEACHER	\$80,785.71	\$1,132.32	\$0.00	\$250.00	\$0.00	\$82,168.03	0	14
RODMAN, THOMAS J	HS BUSINESS TEACHER	\$112,998.89	\$26,985.67	\$0.00	\$250.00	\$0.00	\$140,234.56	0	14
RODRIGUEZ PEREZ, VANESSA M	ELEM THIRD GRADE DL TEACHER	\$62,047.25	\$17,403.72	\$0.00	\$250.00	\$0.00	\$79,700.97	0	14
RODRIGUEZ, AMI M	INCLUSIVITY COACH	\$85,731.86	\$11,678.95	\$0.00	\$250.00	\$0.00	\$97,660.81	0	14
RODRIGUEZ, JAHAN A	DIRECTOR OF TECHNOLOGY	\$135,365.12	\$13,407.50	\$2,700.00	\$300.00	\$0.00	\$151,772.62	25	14
RODRIGUEZ, JENNY	ELEM SECOND GRADE DL TEACHER	\$80,910.98	\$444.36	\$0.00	\$250.00	\$0.00	\$81,605.34	0	14
RODRIGUEZ, MARIA D	ELEM FIRST GRADE DL TEACHER	\$79,323.07	\$7,083.43	\$0.00	\$250.00	\$0.00	\$86,656.50	0	14
RODRIGUEZ, RACHEL M	SCHOOL COUNSELOR	\$74,665.93	\$17,590.44	\$0.00	\$250.00	\$0.00	\$92,506.37	0	14
ROEDIGER, SARA K	SUPERVISORY DEAN	\$90,153.84	\$13,398.53	\$900.00	\$300.00	\$0.00	\$104,752.37	4	14
ROGERS RUSH, OLIVIA K	MS INTERVENTIONIST	\$70,331.86	\$11,075.95	\$0.00	\$250.00	\$0.00	\$81,657.81	0	14
ROGERS, CONRAD J	HS SCIENCE TEACHER	\$82,434.06	\$7,584.67	\$0.00	\$250.00	\$0.00	\$90,268.73	0	14
ROHE, VICTORIA L	MS ASSISTANT PRINCIPAL	\$107,613.18	\$34,347.59	\$900.00	\$300.00	\$0.00	\$143,160.77	25	14
ROHLWING, SUSAN J	DIRECTOR	\$151,060.43	\$257.04	\$2,700.00	\$300.00	\$0.00	\$154,317.47	25	14
ROHLWING, TODD A	SAFETY OFFICER	\$132,719.18	\$237.48	\$2,700.00	\$300.00	\$0.00	\$135,956.66	25	14
ROJAS, DAVID A	DIRECTOR	\$142,347.24	\$34,539.35	\$2,700.00	\$300.00	\$0.00	\$179,886.59	25	14
ROJAS, LOURDES M	MS DUAL LANGUAGE	\$84,376.00	\$6,926.11	\$0.00	\$250.00	\$0.00	\$91,552.11	0	14
ROLLER, AMY E	SCHOOL PSYCHOLOGIST	\$104,550.54	\$17,403.72	\$0.00	\$250.00	\$0.00	\$122,204.26	0	14
ROMERO, LAURA A	SPEECH PATHOLOGIST	\$84,050.54	\$26,985.67	\$0.00	\$250.00	\$0.00	\$111,286.21	0	14
ROSA, KARINA	ELEM KINDERGARTEN DL TEACHER	\$82,434.06	\$17,590.44	\$0.00	\$250.00	\$0.00	\$100,274.50	0	14
ROSE, AUDREY L	SPEECH PATHOLOGIST	\$71,765.93	\$11,545.42	\$0.00	\$250.00	\$0.00	\$83,561.35	0	14
ROSENBERG, HEATHER L	MS SOCIAL STUDIES TEACHER	\$71,846.15	\$7,083.43	\$0.00	\$250.00	\$0.00	\$79,179.58	0	14
ROSS, KAITLIN A	MS PE TEACHER	\$85,731.86	\$945.60	\$0.00	\$250.00	\$0.00	\$86,927.46	0	14
ROSSLER, AMBER L	ELEM INTERVENTIONIST-ELA	\$110,950.54	\$17,590.44	\$0.00	\$250.00	\$0.00	\$128,790.98	0	14

Community Unit School District 300
Public Act 097-0609
Compensation Package of \$75,000+ for the 2024-2025 School Year
As of 9/5/2024

Employee	Position	Salary with Pension	Health, Dental, Vision, & Life Insurance	Mileage	HRA Deposit	Bonus	Total Compensation Package	Vacation, Flex Days & Hours	Sick & Personal Days/Hours
ROTENBERRY, BETHANY L	ELEM FOURTH GRADE TEACHER	\$104,514.28	\$26,798.95	\$0.00	\$250.00	\$0.00	\$131,563.23	0	14
ROTHECKER, KRISTA A	HS SPANISH TEACHER	\$79,071.09	\$1,132.32	\$0.00	\$250.00	\$0.00	\$80,453.41	0	14
ROTONDI, VINCENT	SCHOOL COUNSELOR	\$84,050.54	\$973.44	\$0.00	\$250.00	\$0.00	\$85,273.98	0	14
ROY, MONA J	MS VOCAL MUSIC TEACHER	\$83,412.08	\$26,844.12	\$0.00	\$250.00	\$0.00	\$110,506.20	0	14
RUDELICH, ALYSSA K	STUDENT SERVICES SPECIALISTS	\$111,648.34	\$24,772.26	\$1,500.00	\$300.00	\$0.00	\$138,220.60	25	14
RUFER, WILLIAM	SCHOOL SOCIAL WORKER	\$125,355.35	\$7,003.87	\$0.00	\$250.00	\$0.00	\$132,609.22	0	14
RUIZ, PATRICIA L	TITLE FACILITATOR	\$81,778.01	\$17,590.44	\$0.00	\$250.00	\$0.00	\$99,618.45	0	14
RUMORO, DAVID P	MS ASSISTANT PRINCIPAL-INSTR	\$126,962.27	\$8,996.69	\$900.00	\$300.00	\$0.00	\$137,158.96	25	14
RUPNICK, SONYA R	ELEM THIRD GRADE TEACHER	\$77,768.12	\$25.92	\$0.00	\$250.00	\$0.00	\$78,044.04	0	14
RUSSELL, JASON A	MS PE TEACHER	\$107,903.29	\$33,579.97	\$0.00	\$250.00	\$0.00	\$141,733.26	0	14
RUSSELL, KRISTEN A	SPEECH PATHOLOGIST	\$89,198.89	\$12,182.35	\$0.00	\$250.00	\$0.00	\$101,631.24	0	14
RUSSELL, MICHELLE	ELEM FIFTH GRADE TEACHER	\$110,950.54	\$6,664.99	\$0.00	\$250.00	\$0.00	\$117,865.53	0	14
RUSSO, ZOKI Z	ELEM THIRD GRADE TEACHER	\$98,484.61	\$17,403.72	\$0.00	\$250.00	\$0.00	\$116,138.33	0	14
RUZINOK, THOMAS E	ELEMENTARY PRINCIPAL	\$151,859.33	\$24,852.78	\$1,500.00	\$300.00	\$0.00	\$178,512.11	25	14
RYAN, KEVIN	HS PE TEACHER	\$71,187.91	\$6,664.99	\$0.00	\$250.00	\$0.00	\$78,102.90	0	14
RYAN, STEPHANIE N	HS AVID TEACHER	\$85,765.93	\$19,112.11	\$0.00	\$250.00	\$0.00	\$105,128.04	0	14
RYDZ, GERI A	MS MATH TEACHER	\$111,731.98	\$7,083.43	\$0.00	\$250.00	\$0.00	\$119,065.41	0	14
RYTINA, JENNIFER L	ELEM FIRST GRADE TEACHER	\$94,659.33	\$184.80	\$0.00	\$250.00	\$0.00	\$95,094.13	0	14
SABO, KEVIN C	ELEM PE TEACHER	\$69,518.89	\$17,403.72	\$0.00	\$250.00	\$0.00	\$87,172.61	0	14
SABROWSKIE, LAURA A	MS SOCIAL STUDIES TEACHER	\$87,447.24	\$11,995.63	\$0.00	\$250.00	\$0.00	\$99,692.87	0	14
SACHS, JOHN R	HEAD CUSTODIAN	58,401.36	\$17,403.72	\$0.00	\$0.00	\$0.00	\$75,805.08	20	15
SAINSBURY, AARON D	CROSS CAT TEACHER	\$92,803.29	\$11,465.86	\$0.00	\$250.00	\$0.00	\$104,519.15	0	14
SAINSBURY, KRISTIN N	ASSISTANT SUPERINTENDENT	\$171,896.69	\$25,673.51	\$2,700.00	\$300.00	\$0.00	\$200,570.20	25	14
SALAS, ALEJANDRO	TECH SYSTEMS MANAGER	98,985.00	\$17,590.44	\$0.00	\$250.00	\$0.00	\$116,825.44	10	15
SALAZAR, BASILIO	DIRECTOR	\$187,404.91	\$25,062.35	\$2,700.00	\$300.00	\$0.00	\$215,467.26	25	14
SALGADO, ELIDETH	ELEM KINDERGARTEN DL TEACHER	\$60,829.66	\$18,873.19	\$0.00	\$250.00	\$0.00	\$79,952.85	0	14
SALGADO, LEON M	ELEM SECOND GRADE DL TEACHER	\$113,169.22	\$25.92	\$0.00	\$250.00	\$0.00	\$113,445.14	0	14
SALIFOSKI, DANIELLE R	SUPERVISORY DEAN	\$88,385.71	\$24,905.34	\$900.00	\$300.00	\$0.00	\$114,491.05	4	14
SALINAS, JONELLE L	ELEM SECOND GRADE TEACHER	\$79,234.06	\$25.92	\$0.00	\$250.00	\$0.00	\$79,509.98	0	14
SAMUELSON, ERIC J	HS BUSINESS TEACHER	\$75,548.34	\$12,182.35	\$0.00	\$250.00	\$0.00	\$87,980.69	0	14
SANCHEZ, RUTH N	COORDINATOR	\$109,457.13	\$13,498.94	\$1,500.00	\$300.00	\$0.00	\$124,756.07	25	14
SANDERS, LUCINDA C	HS INSTRUCTIONAL COACH	\$93,141.23	\$25.92	\$0.00	\$250.00	\$0.00	\$93,417.15	0	14

Community Unit School District 300
Public Act 097-0609
Compensation Package of \$75,000+ for the 2024-2025 School Year
As of 9/5/2024

Employee	Position	Salary with Pension	Health, Dental, Vision, & Life Insurance	Mileage	HRA Deposit	Bonus	Total Compensation Package	Vacation, Flex Days & Hours	Sick & Personal Days/Hours
SANDERS, MEGAN ELAINE	CERTIFIED NURSE	\$69,901.09	\$26,985.67	\$0.00	\$250.00	\$0.00	\$97,136.76	0	14
SANFORD, BRIAN R	MS SCIENCE TEACHER	\$87,584.61	\$26,218.15	\$0.00	\$250.00	\$0.00	\$114,052.76	0	14
SANTELLA, PATRICIA	DIVISION HEAD	\$128,247.24	\$13,463.33	\$900.00	\$300.00	\$0.00	\$142,910.57	4	14
SANTUCCI, JOSEPH M	ELEM SECOND GRADE TEACHER	\$85,731.86	\$7,083.43	\$0.00	\$250.00	\$0.00	\$93,065.29	0	14
SARNA, JOHN A	HS DRIVER ED TEACHER	\$113,966.93	\$19,112.11	\$0.00	\$250.00	\$0.00	\$133,329.04	0	14
SARNI, JILL M	FINANCE COORDINATOR	76,752.00	\$11,545.42	\$0.00	\$250.00	\$0.00	\$88,547.42	10	15
SARNWICK, LAUREN S	ELEM SECOND GRADE TEACHER	\$108,736.25	\$17,403.72	\$0.00	\$250.00	\$0.00	\$126,389.97	0	14
SARULLO, CRISTINA	SCHOOL COUNSELOR	\$76,154.94	\$25.92	\$0.00	\$250.00	\$0.00	\$76,430.86	0	14
SAUCEDA, AMANDA E	ELEM THIRD GRADE TEACHER	\$92,803.29	\$26,798.95	\$0.00	\$250.00	\$0.00	\$119,852.24	0	14
SAWYER, KERRY A	ELEM THIRD GRADE TEACHER	\$120,052.74	\$26,985.67	\$0.00	\$250.00	\$0.00	\$147,288.41	0	14
SCHAAF, NILE P	ELEM STEM TEACHER	\$74,064.83	\$12,182.35	\$0.00	\$250.00	\$0.00	\$86,497.18	0	14
SCHAAL, JASON A	SUPERVISORY DEAN	\$95,671.42	\$34,326.83	\$900.00	\$300.00	\$0.00	\$131,198.25	4	14
SCHAFFER, JESSICA L	HS ENGLISH TEACHER	\$82,401.09	\$11,616.14	\$0.00	\$250.00	\$0.00	\$94,267.23	0	14
SCHAMROWSKI, ZACKERY P	MS SOCIAL STUDIES TEACHER	\$68,502.19	\$7,083.43	\$0.00	\$250.00	\$0.00	\$75,835.62	0	14
SCHARLAU, WADE E	HS INDUSTRIAL TECH TEACHER	\$92,096.70	\$17,403.72	\$0.00	\$250.00	\$0.00	\$109,750.42	0	14
SCHECHTEL, MEGAN G	ELEM FIRST GRADE TEACHER	\$72,614.28	\$11,394.46	\$0.00	\$250.00	\$0.00	\$84,258.74	0	14
SCHECK, LAUREN S	MS LANGUAGE ARTS TEACHER	\$74,749.44	\$7,003.87	\$0.00	\$250.00	\$0.00	\$82,003.31	0	14
SCHEFFLER, MEGHAN L	ELEM SECOND GRADE TEACHER	\$91,016.48	\$11,545.42	\$0.00	\$250.00	\$0.00	\$102,811.90	0	14
SCHEURICH, MARK J	ADAPTED PE TEACHER	\$97,732.96	\$17,403.72	\$0.00	\$250.00	\$0.00	\$115,386.68	0	14
SCHIELTEL, APRIL A	SCHOOL SOCIAL WORKER	\$74,665.93	\$26,985.67	\$0.00	\$250.00	\$0.00	\$101,901.60	0	14
SCHLIMGEN, BETSY L	HS FRENCH TEACHER	\$84,082.41	\$23,835.42	\$0.00	\$250.00	\$0.00	\$108,167.83	0	14
SCHLOSS, ANDREA L	COGNITIVE DISABILITIES TEACHER	\$100,452.74	\$17,403.72	\$0.00	\$250.00	\$0.00	\$118,106.46	0	14
SCHMIDT, CHRISTY M	ELEM INTERVENTIONIST-MATH	\$102,617.57	\$17,403.72	\$0.00	\$250.00	\$0.00	\$120,271.29	0	14
SCHMIDT, PATRICIA M	DIR ACCOUNTABILITY & ASSMNT	\$175,947.17	\$25,046.63	\$2,700.00	\$300.00	\$0.00	\$203,993.80	25	14
SCHMIDT, SHERRIE L	SCHOOL HEALTH SVCS COORDINATOR	\$158,859.76	\$26,157.71	\$2,700.00	\$300.00	\$3,812.16	\$191,829.63	25	14
SCHMITT, NATHAN A	HS ASSOCIATE PRINCIPAL-OPS	\$121,497.79	\$34,504.19	\$900.00	\$300.00	\$0.00	\$157,201.98	25	14
SCHNABEL, LINDA R	CROSS CAT TEACHER	\$66,374.72	\$11,465.86	\$0.00	\$250.00	\$0.00	\$78,090.58	0	14
SCHOLTEN STORRIE, KIMBERLY S	PRE-PRIM FACILITATOR	\$78,602.19	\$17,590.44	\$0.00	\$250.00	\$0.00	\$96,442.63	0	14
SCHROEDER, VICKY V	PRE-SCHOOL FOR ALL	\$94,659.33	\$26,985.67	\$0.00	\$250.00	\$0.00	\$121,895.00	0	14
SCHROEDLE, NICOLE A	ELEM KINDERGARTEN TEACHER	\$94,804.39	\$12,705.02	\$0.00	\$250.00	\$0.00	\$107,759.41	0	14
SCHUBERT, KRISTIN S	MULTI NEEDS TEACHER	\$68,530.76	\$10,286.86	\$0.00	\$250.00	\$0.00	\$79,067.62	0	14
SCHUETZ, KAITLYN N	ELEM FIFTH GRADE TEACHER	\$64,480.21	\$10,286.86	\$0.00	\$250.00	\$0.00	\$75,017.07	0	14

Community Unit School District 300
Public Act 097-0609
Compensation Package of \$75,000+ for the 2024-2025 School Year
As of 9/5/2024

Employee	Position	Salary with Pension	Health, Dental, Vision, & Life Insurance	Mileage	HRA Deposit	Bonus	Total Compensation Package	Vacation, Flex Days & Hours	Sick & Personal Days/Hours
SCHULZE, AMANDA ROSE	SPEECH PATHOLOGIST	\$77,678.01	\$17,087.04	\$0.00	\$250.00	\$0.00	\$95,015.05	0	14
SCHWALENBERG, JONATHAN RC	SUPERVISORY DEAN	\$88,385.71	\$25,091.99	\$900.00	\$300.00	\$0.00	\$114,677.70	4	14
SCHWARTZ, ROSE M	ELEM SECOND GRADE TEACHER	\$88,094.13	\$11,963.18	\$0.00	\$250.00	\$0.00	\$100,307.31	0	14
SCIMECA, STEPHANIE M	ELEM KINDERGARTEN TEACHER	\$65,074.72	\$17,403.72	\$0.00	\$250.00	\$0.00	\$82,728.44	0	14
SCOTT, JEFFREY A	DAY CUSTODIAN	55,164.96	\$19,453.99	\$0.00	\$0.00	\$1,000.00	\$75,618.95	20	15
SEAGREN, KIMBERLY Y	HS BUSINESS TEACHER	\$74,749.44	\$12,182.35	\$0.00	\$250.00	\$0.00	\$87,181.79	0	14
SEBEK, AMANDA M	ELEM ASSISTANT PRINCIPAL	\$97,828.56	\$166.56	\$900.00	\$300.00	\$0.00	\$99,195.12	4	14
SEEGER, SARA S	MULTI NEEDS TEACHER	\$113,130.76	\$26,985.67	\$0.00	\$250.00	\$0.00	\$140,366.43	0	14
SEGURA, STEPHANIE A	CROSS CAT TCHR-RESOURCE-EL	\$68,425.27	\$7,083.43	\$0.00	\$250.00	\$0.00	\$75,758.70	0	14
SEIFERT, SHERI L	ELEM ART TEACHER	\$63,214.28	\$11,545.42	\$0.00	\$250.00	\$0.00	\$75,009.70	0	14
SENIOR, KATHRYN A	ELEM MUSIC TEACHER	\$65,769.22	\$11,545.42	\$0.00	\$250.00	\$0.00	\$77,564.64	0	14
SERRITELLA, VINCENT G	HS INDUSTRIAL TECH TEACHER	\$102,462.63	\$293.40	\$0.00	\$250.00	\$0.00	\$103,006.03	0	14
SEWARD, ROBERT L	TECH SYSTEMS MANAGER	78,689.00	\$17,590.44	\$0.00	\$250.00	\$0.00	\$96,529.44	15	15
SHACKELFORD, JILL K	SPEECH PATHOLOGIST	\$117,698.89	\$19,298.83	\$0.00	\$250.00	\$0.00	\$137,247.72	0	14
SHANNON, KAYLENE N	CROSS CAT TEACHER	\$71,187.91	\$19,298.83	\$0.00	\$250.00	\$0.00	\$90,736.74	0	14
SHARPE, SERAFINA MARIA W	SPEECH PATHOLOGIST	\$100,452.74	\$20,514.07	\$0.00	\$250.00	\$0.00	\$121,216.81	0	14
SHEEHAN, KATHRYN A	SCHOOL COUNSELOR	\$85,731.86	\$25.92	\$0.00	\$250.00	\$0.00	\$86,007.78	0	14
SHEFCIK, VANESSA P	ELEM THIRD GRADE DL TEACHER	\$73,283.51	\$17,087.04	\$0.00	\$250.00	\$0.00	\$90,620.55	0	14
SHONDY, SHERRY L	SPEECH PATHOLOGIST	\$115,392.30	\$11,545.42	\$0.00	\$250.00	\$0.00	\$127,187.72	0	14
SIBIGTROTH, JESSICA M	HS ASSISTANT PRINCIPAL	\$113,880.21	\$8,896.82	\$900.00	\$300.00	\$0.00	\$123,977.03	25	14
SICURE, SUSY M	SCHOOL SOCIAL WORKER	\$115,660.32	\$12,034.58	\$0.00	\$250.00	\$0.00	\$127,944.90	0	14
SIDLO, PAIGE N	ELEM INTERVENTIONIST-MATH	\$71,846.15	\$17,590.44	\$0.00	\$250.00	\$0.00	\$89,686.59	0	14
SIECZKOWSKI, JOSEPH W	DIRECTOR	\$148,098.89	\$34,549.07	\$2,700.00	\$300.00	\$0.00	\$185,647.96	25	14
SIEGFORT, ELIZABETH E	SPEECH PATHOLOGIST	\$120,052.74	\$11,545.42	\$0.00	\$250.00	\$0.00	\$131,848.16	0	14
SIEKER, JOHN D	HS ENGLISH TEACHER	\$106,480.21	\$11,545.42	\$0.00	\$250.00	\$0.00	\$118,275.63	0	14
SIELIG, LYNNAE H	HS FACS TEACHER	\$81,778.01	\$973.44	\$0.00	\$250.00	\$0.00	\$83,001.45	0	14
SIFUENTES, VINCE G, JR	TECH COORDINATOR I-HHS ZONE	73,184.40	\$7,083.43	\$0.00	\$250.00	\$0.00	\$80,517.83	20	15
SIKORA, JESSICA M	SPEECH PATHOLOGIST	\$68,981.31	\$11,465.86	\$0.00	\$250.00	\$0.00	\$80,697.17	0	14
SILVA, MARTIN	NIGHT CUSTODIAN	55,164.96	\$26,985.67	\$0.00	\$0.00	\$1,000.00	\$83,150.63	25	15
SIMONCELLI, FRANK V	SCHOOL COUNSELOR	\$85,731.86	\$17,403.72	\$0.00	\$250.00	\$0.00	\$103,385.58	0	14
SITKIE, JEANNE A	MS AVID TEACHER	\$92,945.05	\$25.92	\$0.00	\$250.00	\$0.00	\$93,220.97	0	14
SITKIE, THOMAS A	MS SCIENCE TEACHER	\$124,759.33	\$39,214.77	\$0.00	\$250.00	\$0.00	\$164,224.10	0	14

Community Unit School District 300
Public Act 097-0609
Compensation Package of \$75,000+ for the 2024-2025 School Year
As of 9/5/2024

Employee	Position	Salary with Pension	Health, Dental, Vision, & Life Insurance	Mileage	HRA Deposit	Bonus	Total Compensation Package	Vacation, Flex Days & Hours	Sick & Personal Days/Hours
SITKO, SARAH L	MS ART TEACHER	\$79,234.06	\$7,003.87	\$0.00	\$250.00	\$0.00	\$86,487.93	0	14
SITTER, MICHAEL C	HS ATHLETIC DIRECTOR	\$130,029.66	\$221.28	\$1,500.00	\$300.00	\$0.00	\$132,050.94	25	14
SITTON, KRAIG M	MS LANGUAGE ARTS TEACHER	\$56,219.78	\$26,798.95	\$0.00	\$250.00	\$0.00	\$83,268.73	0	14
SKIDMORE, MATTHEW M	MS SCIENCE TEACHER	\$115,432.96	\$364.80	\$0.00	\$250.00	\$0.00	\$116,047.76	0	14
SKOLAR, KRISTEN M	STUDENT SERVICES SPECIALISTS	\$125,731.86	\$24,982.67	\$1,500.00	\$300.00	\$0.00	\$152,514.53	25	14
SKONIECZNY, MARK	HS PE TEACHER	\$63,798.90	\$11,465.86	\$0.00	\$250.00	\$0.00	\$75,514.76	0	14
SKRABACZ FUCHS, SARAH N	ELEM FIFTH GRADE TEACHER	\$98,484.61	\$1,132.32	\$0.00	\$250.00	\$0.00	\$99,866.93	0	14
SLOVACEK, SANDRA E	CROSS CAT TEACHER	\$71,464.63	\$6,926.11	\$0.00	\$250.00	\$0.00	\$78,640.74	0	14
SMASAL, AMBER M	SCHOOL SOCIAL WORKER	\$68,981.31	\$17,087.04	\$0.00	\$250.00	\$0.00	\$86,318.35	0	14
SMETAK, MARTIN M	CROSS CAT TEACHER	\$63,313.18	\$17,496.61	\$0.00	\$250.00	\$0.00	\$81,059.79	0	14
SMILEY, AMANDA N	CROSS CAT TEACHER	\$70,439.55	\$7,083.43	\$0.00	\$250.00	\$0.00	\$77,772.98	0	14
SMITH, ALISON L	CROSS CAT TEACHER	\$73,283.51	\$10,135.90	\$0.00	\$250.00	\$0.00	\$83,669.41	0	14
SMITH, HANNAH C	SCHOOL COUNSELOR	\$77,652.74	\$97.32	\$0.00	\$250.00	\$0.00	\$78,000.06	0	14
SMITH, JASON A	SUPERVISORY DEAN	\$114,336.25	\$34,172.46	\$900.00	\$300.00	\$0.00	\$149,708.71	4	14
SMITH, LISA M	SPEECH PATHOLOGIST	\$96,587.90	\$26,493.32	\$0.00	\$250.00	\$0.00	\$123,331.22	0	14
SMITH, MARILYNN D	ELEMENTARY PRINCIPAL	\$131,514.27	\$13,589.93	\$1,500.00	\$300.00	\$0.00	\$146,904.20	25	14
SMITH, MARTINA D	SUPERINTENDENT	\$258,241.74	\$13,770.53	\$4,800.00	\$300.00	\$0.00	\$277,112.27	25	48
SMITH, MARY K	SPEECH PATHOLOGIST	\$98,518.67	\$184.80	\$0.00	\$250.00	\$0.00	\$98,953.47	0	14
SMITH, MATTHEW R	HS PE TEACHER	\$102,462.63	\$25.92	\$0.00	\$250.00	\$0.00	\$102,738.55	0	14
SMITH, PATRICK J	HS INDUSTRIAL TECH TEACHER	\$91,016.48	\$17,590.44	\$0.00	\$250.00	\$0.00	\$108,856.92	0	14
SMITH, RONALD G	MAINTENANCE-TRADES H-III	92,978.64	\$7,771.39	\$0.00	\$0.00	\$0.00	\$100,750.03	15	15
SMITH, STACY L	ELEM FIFTH GRADE TEACHER	\$74,749.44	\$17,590.44	\$0.00	\$250.00	\$0.00	\$92,589.88	0	14
SNOW, MICHAEL J	MAINTENANCE-TRADES H-III	95,776.56	\$11,545.42	\$0.00	\$0.00	\$0.00	\$107,321.98	20	15
SNYDER, DANIELLE M	HS INSTRUCTIONAL COACH	\$69,792.30	\$26,798.95	\$0.00	\$250.00	\$0.00	\$96,841.25	0	14
SOLUDCZYK, KEVIN W	MAINTENANCE-TRADES H-III	86,317.92	\$17,590.44	\$0.00	\$0.00	\$0.00	\$103,908.36	20	15
SORG, BETHANY A	CROSS CAT TEACHER	\$84,050.54	\$19,112.11	\$0.00	\$250.00	\$0.00	\$103,412.65	0	14
SOWADSKI, JULIE K	MS SCIENCE TEACHER	\$88,518.67	\$17,403.72	\$0.00	\$250.00	\$0.00	\$106,172.39	0	14
SPALDING, MATTHEW C	ELEM KINDERGARTEN TEACHER	\$64,480.21	\$11,465.86	\$0.00	\$250.00	\$0.00	\$76,196.07	0	14
SPENA, KIMBERLY E	CROSS CAT TEACHER	\$72,614.28	\$11,465.86	\$0.00	\$250.00	\$0.00	\$84,330.14	0	14
SPINA, ANDREA D	ELEM FIRST GRADE TEACHER	\$72,614.28	\$23,835.42	\$0.00	\$250.00	\$0.00	\$96,699.70	0	14
SPINDLER, SARAH B	ELEM INTERVENTIONIST-MATH	\$79,323.07	\$27,118.32	\$0.00	\$250.00	\$0.00	\$106,691.39	0	14
SPIRO, KELLEY J	ELEM PRE-PRIM TEACHER	\$80,817.58	\$1,132.32	\$0.00	\$250.00	\$0.00	\$82,199.90	0	14

Community Unit School District 300
Public Act 097-0609
Compensation Package of \$75,000+ for the 2024-2025 School Year
As of 9/5/2024

Employee	Position	Salary with Pension	Health, Dental, Vision, & Life Insurance	Mileage	HRA Deposit	Bonus	Total Compensation Package	Vacation, Flex Days & Hours	Sick & Personal Days/Hours
SPOERLEIN, MICHELE L	CROSS CAT TEACHER	\$81,871.42	\$1,132.32	\$0.00	\$250.00	\$0.00	\$83,253.74	0	14
SPOONER, KYM	ELEM FOURTH GRADE TEACHER	\$63,214.28	\$12,182.35	\$0.00	\$250.00	\$0.00	\$75,646.63	0	14
SPRIGINGS, LORA I	HS SOCIAL STUDIES TEACHER	\$74,507.72	\$19,640.71	\$0.00	\$250.00	\$0.00	\$94,398.43	0	14
SPRINGBORN, ANGELA D	ELEM INTERVENTIONIST-MATH	\$104,514.28	\$7,683.91	\$0.00	\$250.00	\$0.00	\$112,448.19	0	14
STACHOWIAK, KATHRYN M	ELEM ASSISTANT PRINCIPAL	\$99,786.80	\$13,335.02	\$900.00	\$300.00	\$0.00	\$114,321.82	4	14
STACHOWICZ, KATHRYN H	ELEM STEM TEACHER	\$83,412.08	\$25.92	\$0.00	\$250.00	\$0.00	\$83,688.00	0	14
STAEHLER, CARA J	ELEM FIRST GRADE TEACHER	\$60,760.43	\$19,298.83	\$0.00	\$250.00	\$0.00	\$80,309.26	0	14
STAFFORD, LISA M	ELEM INTERVENTIONIST-MATH	\$64,932.10	\$17,403.72	\$0.00	\$250.00	\$0.00	\$82,585.82	0	14
STAM, AMANDA L	ELEM KINDERGARTEN TEACHER	\$74,064.83	\$10,974.82	\$0.00	\$250.00	\$0.00	\$85,289.65	0	14
STANCZAK, KERRIE A	STUDENT SERVICES SPECIALISTS	\$120,849.44	\$24,769.74	\$1,500.00	\$300.00	\$0.00	\$147,419.18	25	14
STANLEY, KATELYN N	HS ENGLISH TEACHER	\$71,846.15	\$11,465.86	\$0.00	\$250.00	\$0.00	\$83,562.01	0	14
STANTON, STEPHANIE M	CROSS CAT TEACHER	\$78,602.19	\$17,590.44	\$0.00	\$250.00	\$0.00	\$96,442.63	0	14
STARK, AMANDA G	ELEM FOURTH GRADE TEACHER	\$68,425.27	\$11,545.42	\$0.00	\$250.00	\$0.00	\$80,220.69	0	14
STEC, ALISON L	MS LANGUAGE ARTS TEACHER	\$67,084.61	\$17,590.44	\$0.00	\$250.00	\$0.00	\$84,925.05	0	14
STEFANSKI, KELLYE M	INCLUSIVITY COACH	\$70,359.33	\$11,465.86	\$0.00	\$250.00	\$0.00	\$82,075.19	0	14
STEGENGA, BRITTANY D	MS INSTRUCTIONAL COACH	\$77,768.12	\$17,403.72	\$0.00	\$250.00	\$0.00	\$95,421.84	0	14
STEGGE, KIMBERLY D	DEAF & HARD OF HEARING TEACHER	\$72,697.80	\$20,327.35	\$0.00	\$250.00	\$0.00	\$93,275.15	0	14
STEIN, BRITTA R	MS MATH TEACHER	\$94,695.60	\$26,170.80	\$0.00	\$250.00	\$0.00	\$121,116.40	0	14
STEINHAUS, MICHAEL O	HS DRIVER ED TEACHER	\$80,910.98	\$17,590.44	\$0.00	\$250.00	\$0.00	\$98,751.42	0	14
STEPHENSON, DEBORAH L	MS LANGUAGE ARTS TEACHER	\$125,193.44	\$12,034.58	\$0.00	\$250.00	\$0.00	\$137,478.02	0	14
STEPHENSON, TERIE L	ELEM FOURTH GRADE TEACHER	\$81,871.42	\$25.92	\$0.00	\$250.00	\$0.00	\$82,147.34	0	14
STEVENSON, BREANNA M	COGNITIVE DISABILITIES TEACHER	\$74,064.83	\$17,403.72	\$0.00	\$250.00	\$0.00	\$91,718.55	0	14
STILWELL, DENISE	ELEM BAND TEACHER	\$128,392.35	\$20,765.74	\$0.00	\$250.00	\$0.00	\$149,408.09	0	14
STINGER, DENISE S	ELEM THIRD GRADE TEACHER	\$104,670.32	\$10,129.54	\$0.00	\$250.00	\$0.00	\$115,049.86	0	14
STINSON, KATHLEEN A	CFO EXEC SECRETARY	59,173.92	\$23,835.42	\$0.00	\$250.00	\$0.00	\$83,259.34	15	15
STOBBE, JASON L	HS PE TEACHER	\$110,950.54	\$26,985.67	\$0.00	\$250.00	\$0.00	\$138,186.21	0	14
STOBER, JENNA L	ELEM KINDERGARTEN TEACHER	\$71,187.91	\$26,985.67	\$0.00	\$250.00	\$0.00	\$98,423.58	0	14
STOBER, JOSHUA C	SCHOOL COUNSELOR	\$74,665.93	\$17,590.44	\$0.00	\$250.00	\$0.00	\$92,506.37	0	14
STORER, MICHAEL W	ELEM BAND TEACHER	\$106,642.85	\$11,545.42	\$0.00	\$250.00	\$0.00	\$118,438.27	0	14
STOUFFER, JACOB N	HS VOCAL MUSIC TEACHER	\$77,058.23	\$10,286.86	\$0.00	\$250.00	\$0.00	\$87,595.09	0	14
STOUT, DEBORAH A	HS ASSOCIATE PRINCIPAL-INSTR	\$157,172.51	\$24,850.02	\$900.00	\$300.00	\$0.00	\$183,222.53	25	14
STOVER, ALVINA A	MS MATH TEACHER	\$77,768.12	\$17,590.44	\$0.00	\$250.00	\$0.00	\$95,608.56	0	14

Community Unit School District 300
Public Act 097-0609
Compensation Package of \$75,000+ for the 2024-2025 School Year
As of 9/5/2024

Employee	Position	Salary with Pension	Health, Dental, Vision, & Life Insurance	Mileage	HRA Deposit	Bonus	Total Compension Package	Vacation, Flex Days & Hours	Sick & Personal Days/Hours
STRATTON, DIANE M	SCHOOL BOARD EXECUTIVE ASST	74,833.92	\$26,985.67	\$0.00	\$250.00	\$0.00	\$102,069.59	15	15
STRATTON, PIPER I	SCHOOL PSYCHOLOGIST	\$127,253.83	\$27,118.32	\$0.00	\$250.00	\$0.00	\$154,622.15	0	14
STRAUS, ROBERT E	MS MATH TEACHER	\$74,064.83	\$11,545.42	\$0.00	\$250.00	\$0.00	\$85,860.25	0	14
STRECK, KATHRYN L	SCHOOL SOCIAL WORKER	\$74,665.93	\$10,286.86	\$0.00	\$250.00	\$0.00	\$85,202.79	0	14
STRECKERT, TAMMY S	ELEM PRE-PRIM TEACHER	\$79,323.07	\$12,260.57	\$0.00	\$250.00	\$0.00	\$91,833.64	0	14
STREETER, KATHERINE E	ELEM MUSIC TEACHER	\$69,901.09	\$12,046.66	\$0.00	\$250.00	\$0.00	\$82,197.75	0	14
STRICKER, SALLY J	CROSS CAT TEACHER	\$115,392.30	\$17,590.44	\$0.00	\$250.00	\$0.00	\$133,232.74	0	14
STROMBERG, ADAM T	HS MATH TEACHER	\$77,768.12	\$26,985.67	\$0.00	\$250.00	\$0.00	\$105,003.79	0	14
STUART, SARAH B	MS AVID TEACHER	\$92,945.05	\$7,003.87	\$0.00	\$250.00	\$0.00	\$100,198.92	0	14
STUKENBERG, STEVEN H	HS SOCIAL STUDIES TEACHER	\$129,798.89	\$17,309.89	\$0.00	\$250.00	\$0.00	\$147,358.78	0	14
STUMP, ADAM C	HEAD CUSTODIAN	60,176.16	\$23,648.70	\$0.00	\$0.00	\$0.00	\$83,824.86	20	15
SUAREZ, AMANDA L	CROSS CAT TEACHER	\$80,173.62	\$26,931.60	\$0.00	\$250.00	\$0.00	\$107,355.22	0	14
SUESS, LAURA C	MS MATH TEACHER	\$76,242.85	\$7,083.43	\$0.00	\$250.00	\$0.00	\$83,576.28	0	14
SULLIVAN, SUSAN E	MS LANGUAGE ARTS TEACHER	\$111,444.84	\$17,403.72	\$0.00	\$250.00	\$0.00	\$129,098.56	0	14
SUPPLE, KEVIN Q	MS LANGUAGE ARTS TEACHER	\$65,769.22	\$23,835.42	\$0.00	\$250.00	\$0.00	\$89,854.64	0	14
SWANSON, BRITTANY J	HS SOCIAL STUDIES TEACHER	\$84,050.54	\$17,590.44	\$0.00	\$250.00	\$0.00	\$101,890.98	0	14
SWEENEY, ROBERT T	HS HEALTH TEACHER	\$134,039.15	\$20,579.02	\$0.00	\$250.00	\$0.00	\$154,868.17	0	14
SYMBAL, JOSHUA J	SCHOOL COUNSELOR	\$77,652.74	\$17,590.44	\$0.00	\$250.00	\$0.00	\$95,493.18	0	14
SZABO, CRYSTAL R	MS ALTERNATIVE LEARN OP TCHR	\$90,982.41	\$11,474.02	\$0.00	\$250.00	\$0.00	\$102,706.43	0	14
SZALKOWSKI, RAVEN L	MS ASSISTANT PRINCIPAL-INSTR	\$103,435.16	\$34,495.55	\$900.00	\$300.00	\$0.00	\$139,130.71	25	14
SZYMANSKI, SARAH L	ELEM FIRST GRADE TEACHER	\$71,846.15	\$11,545.42	\$0.00	\$250.00	\$0.00	\$83,641.57	0	14
SZYMONIK, MORGAN J	HS FACS TEACHER	\$106,603.29	\$25.92	\$0.00	\$250.00	\$0.00	\$106,879.21	0	14
TAEGE, BRIAN JAMES	HS SOCIAL STUDIES TEACHER	\$89,198.89	\$10,207.30	\$0.00	\$250.00	\$0.00	\$99,656.19	0	14
TAMILLO, ERIN E	CROSS CAT TEACHER	\$83,412.08	\$11,955.02	\$0.00	\$250.00	\$0.00	\$95,617.10	0	14
TAMMS, DOUGLAS W	HS MATH TEACHER	\$65,995.03	\$19,112.11	\$0.00	\$250.00	\$0.00	\$85,357.14	0	14
TANNHEIMER, KRISTI L	SCHOOL COUNSELOR	\$94,659.33	\$945.60	\$0.00	\$250.00	\$0.00	\$95,854.93	0	14
TARULLO, JESSICA L	ELEM KINDERGARTEN TEACHER	\$57,343.95	\$23,648.70	\$0.00	\$250.00	\$0.00	\$81,242.65	0	14
TAYLOR, CHRISTOPHER S	STUDENT SERVICES SPECIALISTS	\$116,158.23	\$9,120.17	\$1,500.00	\$300.00	\$0.00	\$127,078.40	25	14
TAYLOR, ELIZABETH L	ELEM FIRST GRADE TEACHER	\$80,817.58	\$26,985.67	\$0.00	\$250.00	\$0.00	\$108,053.25	0	14
TAYLOR, KRISTA	MS SCIENCE TEACHER	\$59,661.53	\$23,835.42	\$0.00	\$250.00	\$0.00	\$83,746.95	0	14
TENNYSON, SARAH B	ELEM SKILLS FOR SUCCESS	\$85,731.86	\$26,985.67	\$0.00	\$250.00	\$0.00	\$112,967.53	0	14
TEST, TEST 2	OFFICE SECRETARY	41,989.68	#N/A	\$0.00	\$0.00	\$0.00	#N/A	10	15

Community Unit School District 300
Public Act 097-0609
Compensation Package of \$75,000+ for the 2024-2025 School Year
As of 9/5/2024

Employee	Position	Salary with Pension	Health, Dental, Vision, & Life Insurance	Mileage	HRA Deposit	Bonus	Total Compensation Package	Vacation, Flex Days & Hours	Sick & Personal Days/Hours
TESTONE, CHRISTOPHER A	HS PRINCIPAL	\$182,418.66	\$34,283.22	\$1,500.00	\$300.00	\$0.00	\$218,501.88	25	14
THALHAMMER, MANDY E	ELEM FIRST GRADE TEACHER	\$135,355.68	\$27,127.87	\$0.00	\$250.00	\$0.00	\$162,733.55	0	14
THIBODEAU, LINDSAY M	SCHOOL COUNSELOR	\$76,154.94	\$10,135.90	\$0.00	\$250.00	\$0.00	\$86,540.84	0	14
THOMAS, LINDSEY M	MS LANGUAGE ARTS TEACHER	\$94,804.39	\$11,995.63	\$0.00	\$250.00	\$0.00	\$107,050.02	0	14
THOMAS, SARAH B	HS AVID TEACHER	\$85,731.86	\$12,034.58	\$0.00	\$250.00	\$0.00	\$98,016.44	0	14
THOMPSON JR, JAMES	MS EXPLORATORY TEACHER	\$81,871.42	\$10,286.86	\$0.00	\$250.00	\$0.00	\$92,408.28	0	14
THOMPSON, ALAN	MS PE TEACHER	\$111,078.01	\$25.92	\$0.00	\$250.00	\$0.00	\$111,353.93	0	14
THOMPSON, TRACY L	MS LANGUAGE ARTS TEACHER	\$125,193.44	\$21,578.15	\$0.00	\$250.00	\$0.00	\$147,021.59	0	14
THOMSON, BETH A	MS SOCIAL STUDIES TEACHER	\$67,159.33	\$12,763.97	\$0.00	\$250.00	\$0.00	\$80,173.30	0	14
THOREN, STEPHANIE A	ELEM KINDERGARTEN TEACHER	\$84,082.41	\$17,590.44	\$0.00	\$250.00	\$0.00	\$101,922.85	0	14
THORNE, COURTNEY M	ELEM THIRD GRADE TEACHER	\$65,769.22	\$26,985.67	\$0.00	\$250.00	\$0.00	\$93,004.89	0	14
THYFAULT, JACLYN E	HS AVID TEACHER	\$74,064.83	\$11,545.42	\$0.00	\$250.00	\$0.00	\$85,860.25	0	14
TIERI, CHERIE A	CROSS CAT TEACHER	\$96,552.74	\$7,083.43	\$0.00	\$250.00	\$0.00	\$103,886.17	0	14
TODD, CAITLIN	MS SOCIAL STUDIES TEACHER	\$79,234.06	\$25.92	\$0.00	\$250.00	\$0.00	\$79,509.98	0	14
TODD, KARA M	SCHOOL PSYCHOLOGIST	\$120,096.69	\$12,577.25	\$0.00	\$250.00	\$0.00	\$132,923.94	0	14
TODD, MATTHEW R	COGNITIVE DISABILITIES TEACHER	\$74,749.44	\$26,931.60	\$0.00	\$250.00	\$0.00	\$101,931.04	0	14
TOHME, MELANIE D	MS LANGUAGE ARTS TEACHER	\$98,518.67	\$25.92	\$0.00	\$250.00	\$0.00	\$98,794.59	0	14
TOKARZ, FELICIA T	ELEM FIRST GRADE TEACHER	\$84,050.54	\$973.44	\$0.00	\$250.00	\$0.00	\$85,273.98	0	14
TOMPKINS, LIANNE	ELEM PE TEACHER	\$109,579.58	\$7,083.43	\$0.00	\$250.00	\$0.00	\$116,913.01	0	14
TOSBY, LUCY	ELEM SECOND GRADE DL TEACHER	\$92,837.35	\$17,590.44	\$0.00	\$250.00	\$0.00	\$110,677.79	0	14
TOULON, ALEXANDER Z	ELEM SECOND GRADE TEACHER	\$69,872.52	\$6,926.11	\$0.00	\$250.00	\$0.00	\$77,048.63	0	14
TRAUTH JR, ERWIN J	MAINTENANCE-TRADES H-III	94,335.84	\$11,657.57	\$0.00	\$0.00	\$0.00	\$105,993.41	15	15
TREBES, KELLI M	SPEECH PATHOLOGIST	\$91,016.48	\$11,126.98	\$0.00	\$250.00	\$0.00	\$102,393.46	0	14
TREGLER, ERIN E	ELEM FIRST GRADE TEACHER	\$75,548.34	\$11,465.86	\$0.00	\$250.00	\$0.00	\$87,264.20	0	14
TRIPKOS, MICHELLE J	SCHOOL COUNSELOR	\$74,665.93	\$7,003.87	\$0.00	\$250.00	\$0.00	\$81,919.80	0	14
TROTZ, CAROLYN A	SCHOOL SOCIAL WORKER	\$98,518.67	\$26,931.60	\$0.00	\$250.00	\$0.00	\$125,700.27	0	14
TROY, JENNIFER E	ELEM MUSIC TEACHER	\$100,490.10	\$17,590.44	\$0.00	\$250.00	\$0.00	\$118,330.54	0	14
TRUESDELL, ERIN M	MS VOCAL MUSIC TEACHER	\$86,781.31	\$26,931.60	\$0.00	\$250.00	\$0.00	\$113,962.91	0	14
TRUGER, DAYNA A	SCHOOL SOCIAL WORKER	\$74,665.93	\$11,545.42	\$0.00	\$250.00	\$0.00	\$86,461.35	0	14
TUMINO, SAMANTHA J	SCHOOL COUNSELOR	\$74,665.93	\$17,590.44	\$0.00	\$250.00	\$0.00	\$92,506.37	0	14
TURNER, DANIELLE J	SUPERVISORY DEAN	\$88,385.71	\$323.16	\$900.00	\$300.00	\$0.00	\$89,908.87	4	14
TURNER, SARA A	DIRECTOR	\$128,712.45	\$24,510.23	\$2,700.00	\$300.00	\$0.00	\$156,222.68	25	14

Community Unit School District 300
Public Act 097-0609
Compensation Package of \$75,000+ for the 2024-2025 School Year
As of 9/5/2024

Employee	Position	Salary with Pension	Health, Dental, Vision, & Life Insurance	Mileage	HRA Deposit	Bonus	Total Compensation Package	Vacation, Flex Days & Hours	Sick & Personal Days/Hours
TUTTLE, THERESA K	ELEM THIRD GRADE TEACHER	\$91,123.07	\$945.60	\$0.00	\$250.00	\$0.00	\$92,318.67	0	14
UEHLEIN, KELLY L	ELEM FOURTH GRADE DL TEACHER	\$117,742.85	\$8,752.41	\$0.00	\$250.00	\$0.00	\$126,745.26	0	14
ULLRICH, DANA M	ELEM KINDERGARTEN TEACHER	\$84,050.54	\$25.92	\$0.00	\$250.00	\$0.00	\$84,326.46	0	14
UNGER, ROSEMARY	ELEM INTERVENTIONIST-BI	\$79,323.07	\$26,798.95	\$0.00	\$250.00	\$0.00	\$106,372.02	0	14
UNRUH, BRETT M	MS SOCIAL STUDIES TEACHER	\$108,609.88	\$26,931.60	\$0.00	\$250.00	\$0.00	\$135,791.48	0	14
UNTERBERGER, BRADLEY A	HS ENGLISH TEACHER	\$67,159.33	\$11,465.86	\$0.00	\$250.00	\$0.00	\$78,875.19	0	14
UPSHAW, LONNIE L	CROSS CAT TEACHER	\$72,614.28	\$6,926.11	\$0.00	\$250.00	\$0.00	\$79,790.39	0	14
VALDIVIA, LETICIA A	SECRETARY TO THE PRINCIPAL	61,992.72	\$12,182.35	\$0.00	\$0.00	\$1,000.00	\$75,175.07	20	15
VALDIVIA-JIMENEZ, ALMA	TRANSLATOR	61,909.20	\$17,590.44	\$0.00	\$0.00	\$0.00	\$79,499.64	10	15
VALLE, CAMILLO M	HS INDUSTRIAL TECH TEACHER	\$85,081.31	\$19,640.71	\$0.00	\$250.00	\$0.00	\$104,972.02	0	14
VAN DE VOORD, KARA L	ELEM KINDERGARTEN TEACHER	\$63,286.81	\$11,545.42	\$0.00	\$250.00	\$0.00	\$75,082.23	0	14
VAN DER KOLK, GRAZIA M	ELEM KINDERGARTEN TEACHER	\$89,231.86	\$20,579.02	\$0.00	\$250.00	\$0.00	\$110,060.88	0	14
VAN GRONDELLE, MARGARET J	SCHOOL SOCIAL WORKER	\$70,359.33	\$11,545.42	\$0.00	\$250.00	\$0.00	\$82,154.75	0	14
VAN HORN, JAIME L	DISTRICT AVID COORDINATOR	\$115,392.30	\$26,985.67	\$0.00	\$250.00	\$0.00	\$142,627.97	0	14
VAN ZANDT, KATHLEEN M	PRE-PRIM SPEC ED TEACHER	\$72,697.80	\$17,403.72	\$0.00	\$250.00	\$0.00	\$90,351.52	0	14
VANPUYENBROECK, EMILY S	ELEM MUSIC TEACHER	\$69,901.09	\$17,087.04	\$0.00	\$250.00	\$0.00	\$87,238.13	0	14
VARGAS, REYNALDO	HS BUSINESS TEACHER	\$99,687.90	\$11,995.63	\$0.00	\$250.00	\$0.00	\$111,933.53	0	14
VARGHESE, EMILY E	ELEMENTARY PRINCIPAL	\$123,928.56	\$33,446.88	\$1,500.00	\$300.00	\$0.00	\$159,175.44	25	14
VAZIRI, BARZEEN	ELEM ASSISTANT PRINCIPAL	\$105,893.40	\$24,325.79	\$900.00	\$300.00	\$0.00	\$131,419.19	4	14
VAZQUEZ, MICHELLE E	MS BAND TEACHER	\$68,425.27	\$26,798.95	\$0.00	\$250.00	\$0.00	\$95,474.22	0	14
VEHRS, LISA M	SCHOOL COUNSELOR	\$84,050.54	\$12,182.35	\$0.00	\$250.00	\$0.00	\$96,482.89	0	14
VELAZQUEZ, HEATHER M	CROSS CAT TEACHER	\$102,499.99	\$17,590.44	\$0.00	\$250.00	\$0.00	\$120,340.43	0	14
VICTOR, CHRISTINA J	HS ESL TEACHER	\$79,234.06	\$7,771.39	\$0.00	\$250.00	\$0.00	\$87,255.45	0	14
VICTOR, DAVID E	ELEM ORCHESTRA TEACHER	\$68,530.76	\$17,309.89	\$0.00	\$250.00	\$0.00	\$86,090.65	0	14
VIDAL, KATIE E	HS SPANISH TEACHER	\$92,803.29	\$19,640.71	\$0.00	\$250.00	\$0.00	\$112,694.00	0	14
VILLAMAR, YASMIN M	PRE-SCHOOL FOR ALL	\$60,854.94	\$17,590.44	\$0.00	\$250.00	\$0.00	\$78,695.38	0	14
VODVARKA, JAMIE L	MS PE TEACHER	\$74,152.74	\$17,590.44	\$0.00	\$250.00	\$0.00	\$91,993.18	0	14
VOJIK, GLORIA	HS ART TEACHER	\$71,187.91	\$11,394.46	\$0.00	\$250.00	\$0.00	\$82,832.37	0	14
VONDRASEK, CYNTHIA	CROSS CAT TEACHER	\$121,125.22	\$17,309.89	\$0.00	\$250.00	\$0.00	\$138,685.11	0	14
VOSS, ASHLEY E	SCHOOL SOCIAL WORKER	\$73,201.09	\$17,403.72	\$0.00	\$250.00	\$0.00	\$90,854.81	0	14
VOSS, JULIE A	AUTISM TEACHER	\$116,288.80	\$7,083.43	\$0.00	\$250.00	\$0.00	\$123,622.23	0	14
VOSS, ROBERT A	HS MATH TEACHER	\$77,678.01	\$25.92	\$0.00	\$250.00	\$0.00	\$77,953.93	0	14

Community Unit School District 300
Public Act 097-0609
Compensation Package of \$75,000+ for the 2024-2025 School Year
As of 9/5/2024

Employee	Position	Salary with Pension	Health, Dental, Vision, & Life Insurance	Mileage	HRA Deposit	Bonus	Total Compensation Package	Vacation, Flex Days & Hours	Sick & Personal Days/Hours
VRCHOTA, JACQUELINE R	ELEMENTARY PRINCIPAL	\$121,497.79	\$340.08	\$1,500.00	\$300.00	\$0.00	\$123,637.87	25	14
VROMAN, MICHAEL C	HS SCIENCE TEACHER	\$72,614.28	\$26,985.67	\$0.00	\$250.00	\$0.00	\$99,849.95	0	14
WADE, ELLEN K	SCHOOL COUNSELOR	\$94,659.33	\$26,931.60	\$0.00	\$250.00	\$0.00	\$121,840.93	0	14
WAGENAAR, LAUREN	MS LANGUAGE ARTS TEACHER	\$65,840.65	\$25,879.27	\$0.00	\$250.00	\$0.00	\$91,969.92	0	14
WAGNER, DANIEL C	MS LANGUAGE ARTS TEACHER	\$92,945.05	\$11,955.02	\$0.00	\$250.00	\$0.00	\$105,150.07	0	14
WAGNER, HEIDI A	ELEM FIFTH GRADE TEACHER	\$89,543.07	\$11,545.42	\$0.00	\$250.00	\$0.00	\$101,338.49	0	14
WAGNER, LINDSAY M	SCHOOL COUNSELOR	\$90,982.41	\$26,985.67	\$0.00	\$250.00	\$0.00	\$118,218.08	0	14
WALL, NICOLE M	ELEM SECOND GRADE TEACHER	\$84,050.54	\$26,798.95	\$0.00	\$250.00	\$0.00	\$111,099.49	0	14
WALLACE, HEATHER S	ELEM FIFTH GRADE TEACHER	\$117,698.89	\$17,403.72	\$0.00	\$250.00	\$0.00	\$135,352.61	0	14
WALLACE, JENNIFER R	ELEM INTERVENTIONIST-MATH	\$98,484.61	\$21,249.06	\$0.00	\$250.00	\$0.00	\$119,983.67	0	14
WALLACE, STEVEN P	HS SOCIAL STUDIES TEACHER	\$98,484.61	\$25.92	\$0.00	\$250.00	\$0.00	\$98,760.53	0	14
WALSH, PATRICIA A	VOC ED/300 PLUS	\$85,731.86	\$17,590.44	\$0.00	\$250.00	\$0.00	\$103,572.30	0	14
WALTERS, CARI A	ELEM FIFTH GRADE TEACHER	\$85,731.86	\$25.92	\$0.00	\$250.00	\$0.00	\$86,007.78	0	14
WALTON, TRACY K	SECRETARY TO THE PRINCIPAL	54,919.68	\$26,985.67	\$0.00	\$0.00	\$0.00	\$81,905.35	15	15
WAPOLE, ERICA L	MS AVID TEACHER	\$84,082.41	\$1,132.32	\$0.00	\$250.00	\$0.00	\$85,464.73	0	14
WARD, AMY R	ELEM FIRST GRADE TEACHER	\$71,270.32	\$19,298.83	\$0.00	\$250.00	\$0.00	\$90,819.15	0	14
WARDLOW, ASHLEY L	CROSS CAT TEACHER	\$59,661.53	\$19,640.71	\$0.00	\$250.00	\$0.00	\$79,552.24	0	14
WARFEL, AMY L	ELEM FIFTH GRADE TEACHER	\$103,714.28	\$17,590.44	\$0.00	\$250.00	\$0.00	\$121,554.72	0	14
WASHINGTON, JEAN M	SCHOOL SOCIAL WORKER	\$98,958.36	\$11,545.42	\$0.00	\$250.00	\$0.00	\$110,753.78	0	14
WASILEWSKI, JAMIE M	ELEM SECOND GRADE TEACHER	\$90,289.00	\$184.80	\$0.00	\$250.00	\$0.00	\$90,723.80	0	14
WATSON, STEPHANIE L	ELEMENTARY PRINCIPAL	\$123,928.56	\$25,110.23	\$1,500.00	\$300.00	\$0.00	\$150,838.79	25	14
WATSON, YVONNE L	PRE-SCHOOL FOR ALL	\$110,910.98	\$11,995.63	\$0.00	\$250.00	\$0.00	\$123,156.61	0	14
WATT, VALERIE S	SPEECH PATHOLOGIST	\$89,198.89	\$12,094.87	\$0.00	\$250.00	\$0.00	\$101,543.76	0	14
WEATHERS, CHRISTINE C	HS ENGLISH TEACHER	\$71,187.91	\$12,233.38	\$0.00	\$250.00	\$0.00	\$83,671.29	0	14
WEBB, ANDREW L	SPEECH PATHOLOGIST	\$84,082.41	\$25.92	\$0.00	\$250.00	\$0.00	\$84,358.33	0	14
WEBB, MOLLY M	SPEECH PATHOLOGIST	\$87,447.24	\$17,403.72	\$0.00	\$250.00	\$0.00	\$105,100.96	0	14
WEBER, KRISTINA J	MEDIA TEACHER	\$94,550.54	\$11,545.42	\$0.00	\$250.00	\$0.00	\$106,345.96	0	14
WEGER, JONATHAN P	HS INDUSTRIAL TECH TEACHER	\$75,637.36	\$27,118.32	\$0.00	\$250.00	\$0.00	\$103,005.68	0	14
WEGER, RICHARD G	FACILITIES MANAGER	\$102,334.76	\$22,095.30	\$0.00	\$300.00	\$0.00	\$124,730.06	25	14
WEINANDY, SHELLY L	ELEM ART TEACHER	\$123,405.53	\$27,260.52	\$0.00	\$250.00	\$0.00	\$150,916.05	0	14
WEINHAMMER, JENNIFER L	MS SCIENCE TEACHER	\$106,642.85	\$23,648.70	\$0.00	\$250.00	\$0.00	\$130,541.55	0	14
WELDEN, PAUL M	TECHNOLOGY SUPPORT SUPERVISOR	83,153.00	\$11,545.42	\$0.00	\$250.00	\$0.00	\$94,948.42	15	15

Community Unit School District 300
Public Act 097-0609
Compensation Package of \$75,000+ for the 2024-2025 School Year
As of 9/5/2024

Employee	Position	Salary with Pension	Health, Dental, Vision, & Life Insurance	Mileage	HRA Deposit	Bonus	Total Compensation Package	Vacation, Flex Days & Hours	Sick & Personal Days/Hours
WELLS, AMY E	ELEM FOURTH GRADE TEACHER	\$108,736.25	\$17,590.44	\$0.00	\$250.00	\$0.00	\$126,576.69	0	14
WELLS, LINDSAY M	ELEM INTERVENTIONIST-ELA	\$79,323.07	\$11,883.62	\$0.00	\$250.00	\$0.00	\$91,456.69	0	14
WENDERSKI, MARCY A	ELEM INSTRUCTIONAL COACH	\$106,603.29	\$1,132.32	\$0.00	\$250.00	\$0.00	\$107,985.61	0	14
WENDT, JESSICA M	MS VOCAL MUSIC TEACHER	\$65,840.65	\$12,034.58	\$0.00	\$250.00	\$0.00	\$78,125.23	0	14
WENNERSTROM, ELIZABETH C	STUDENT SERVICES SPECIALISTS	\$98,972.74	\$24,916.02	\$1,500.00	\$300.00	\$0.00	\$125,688.76	25	14
WERNER, KARISSA M	MS SPANISH TEACHER	\$77,148.34	\$17,051.17	\$0.00	\$250.00	\$0.00	\$94,449.51	0	14
WESS, COLLEEN E	MS AVID TEACHER	\$76,242.85	\$10,207.30	\$0.00	\$250.00	\$0.00	\$86,700.15	0	14
WESTMORELAND, ELDEN K	CROSS CAT TEACHER	\$82,401.09	\$26,826.79	\$0.00	\$250.00	\$0.00	\$109,477.88	0	14
WETZEL, MARK A	DEPUTY SUPERINTENDENT	\$195,003.28	\$34,258.98	\$2,700.00	\$300.00	\$0.00	\$232,262.26	25	14
WEYERS, MELISSA L	MS EXPLORATORY TEACHER	\$110,910.98	\$11,995.63	\$0.00	\$250.00	\$0.00	\$123,156.61	0	14
WHITE, DIANE C	DIRECTOR-PURCHASING	\$132,010.67	\$13,970.45	\$2,700.00	\$300.00	\$0.00	\$148,981.12	25	14
WHITE, KATHERINE A	MS ART TEACHER	\$110,910.98	\$7,003.87	\$0.00	\$250.00	\$0.00	\$118,164.85	0	14
WHITE, TODD A	HS ALTERNATIVE ED TEACHER	\$124,759.33	\$17,590.44	\$0.00	\$250.00	\$0.00	\$142,599.77	0	14
WHITEHOUSE, BENJAMIN P	HS PE TEACHER	\$102,462.63	\$20,514.07	\$0.00	\$250.00	\$0.00	\$123,226.70	0	14
WHITEHOUSE, MARTHA	STUDENT INFO SYSTEM SPEC	69,948.00	\$10,286.86	\$0.00	\$0.00	\$0.00	\$80,234.86	20	15
WICKER, DONALD G	MS SOCIAL STUDIES TEACHER	\$113,298.89	\$26,985.67	\$0.00	\$250.00	\$0.00	\$140,534.56	0	14
WIGTION, DEREK B	ELEM THIRD GRADE DL TEACHER	\$76,154.94	\$26,985.67	\$0.00	\$250.00	\$0.00	\$103,390.61	0	14
WILKEN, TAMMY R	CROSS CAT TEACHER	\$120,096.69	\$17,590.44	\$0.00	\$250.00	\$0.00	\$137,937.13	0	14
WILKINSON, STACY L	ALTERNATIVE ED PRINCIPAL	\$148,107.68	\$24,517.56	\$1,500.00	\$300.00	\$0.00	\$174,425.24	25	14
WILL, KARIE A	MS MATH TEACHER	\$108,736.25	\$27,118.32	\$0.00	\$250.00	\$0.00	\$136,104.57	0	14
WILLIAMS, CATHERINE L	HS ENGLISH TEACHER	\$59,661.53	\$19,112.11	\$0.00	\$250.00	\$0.00	\$79,023.64	0	14
WILLIAMS, KATHLEEN L	MS SCIENCE TEACHER	\$73,045.98	\$17,590.44	\$0.00	\$250.00	\$0.00	\$90,886.42	0	14
WILLIAMS, MEGAN E	SCHOOL PSYCHOLOGIST	\$85,765.93	\$786.72	\$0.00	\$250.00	\$0.00	\$86,802.65	0	14
WILLIAMS, TRACY A	HS DRIVER ED TEACHER	\$128,392.34	\$26,985.67	\$0.00	\$250.00	\$0.00	\$155,628.01	0	14
WILLIAMSON, MICHAEL B	LEAD IEA REPRESENTATIVE	\$81,871.42	\$19,640.71	\$0.00	\$250.00	\$0.00	\$101,762.13	0	14
WILOFF, PAUL C	SUPERVISOR B&G	77,278.00	\$12,763.97	\$0.00	\$250.00	\$0.00	\$90,291.97	20	15
WILQUET, CARRIE ANN	COGNITIVE DISABILITIES TEACHER	\$78,602.19	\$184.80	\$0.00	\$250.00	\$0.00	\$79,036.99	0	14
WILSON, GABRIELA	HS SPANISH TEACHER	\$100,452.74	\$26,931.60	\$0.00	\$250.00	\$0.00	\$127,634.34	0	14
WILSON, MEGHAN EJ	MS SOCIAL STUDIES TEACHER	\$64,551.64	\$23,648.70	\$0.00	\$250.00	\$0.00	\$88,450.34	0	14
WILSON, SUSAN L	COGNITIVE DISABILITIES TEACHER	\$124,759.33	\$19,112.11	\$0.00	\$250.00	\$0.00	\$144,121.44	0	14
WILTBERGER, ERICA M	MS HEALTH TEACHER	\$82,530.76	\$17,590.44	\$0.00	\$250.00	\$0.00	\$100,371.20	0	14
WINBURN, JODI	MS SOCIAL STUDIES TEACHER	\$102,617.57	\$26,798.95	\$0.00	\$250.00	\$0.00	\$129,666.52	0	14

Community Unit School District 300
Public Act 097-0609
Compensation Package of \$75,000+ for the 2024-2025 School Year
As of 9/5/2024

Employee	Position	Salary with Pension	Health, Dental, Vision, & Life Insurance	Mileage	HRA Deposit	Bonus	Total Compensation Package	Vacation, Flex Days & Hours	Sick & Personal Days/Hours
WINGERD, CASSIDY A	SPEECH PATHOLOGIST	\$71,765.93	\$10,286.86	\$0.00	\$250.00	\$0.00	\$82,302.79	0	14
WINSAUER, SANDRA A	ELEM FOURTH GRADE TEACHER	\$120,052.74	\$13,197.11	\$0.00	\$250.00	\$0.00	\$133,499.85	0	14
WINTERSTEEN, ELIZABETH A	HS SCIENCE TEACHER	\$113,130.76	\$19,112.11	\$0.00	\$250.00	\$0.00	\$132,492.87	0	14
WINTON, DIANA	SCHOOL COUNSELOR	\$71,765.93	\$6,926.11	\$0.00	\$250.00	\$0.00	\$78,942.04	0	14
WIRTZ, TRACY M	SCHOOL SOCIAL WORKER	\$73,201.09	\$11,545.42	\$0.00	\$250.00	\$0.00	\$84,996.51	0	14
WITEK, MELANIE M	SPEECH PATHOLOGIST	\$133,530.82	\$20,262.34	\$0.00	\$250.00	\$0.00	\$154,043.16	0	14
WITT, JAMES H	AUTISM TEACHER	\$64,480.21	\$11,465.86	\$0.00	\$250.00	\$0.00	\$76,196.07	0	14
WITTLIEB, CHRISTOPHER D	BUILDING MANAGER	76,072.00	\$25.92	\$0.00	\$250.00	\$0.00	\$76,347.92	15	15
WOCHNER, CHRISTINA M	STUDENT SERVICES SPECIALISTS	\$125,731.86	\$24,186.66	\$1,500.00	\$300.00	\$0.00	\$151,718.52	25	14
WOLBER, DAWN E	ELEM INTERVENTIONIST-BI	\$100,452.74	\$1,132.32	\$0.00	\$250.00	\$0.00	\$101,835.06	0	14
WOLLNEY, EILEEN L	DIVISION HEAD	\$116,158.23	\$34,175.22	\$900.00	\$300.00	\$0.00	\$151,533.45	4	14
WOOD, BETH M	MS VOCAL MUSIC TEACHER	\$108,775.81	\$20,514.07	\$0.00	\$250.00	\$0.00	\$129,539.88	0	14
WOOD, KATHRYN L	VISION IMPAIRED TEACHER	\$78,692.30	\$11,465.86	\$0.00	\$250.00	\$0.00	\$90,408.16	0	14
WOODBURY, NICOLE M	ASSISTANT SUPERINTENDENT	\$158,805.48	\$1,285.50	\$2,700.00	\$300.00	\$0.00	\$163,090.98	25	14
WOODS, SUSAN C	MS PE TEACHER	\$106,603.29	\$25.92	\$0.00	\$250.00	\$0.00	\$106,879.21	0	14
WORDEN, LINDSEY A	ELEM FOURTH GRADE TEACHER	\$94,695.60	\$25.92	\$0.00	\$250.00	\$0.00	\$94,971.52	0	14
WORMSLEY, LAURA B	CROSS CAT TEACHER	\$80,265.93	\$1,132.32	\$0.00	\$250.00	\$0.00	\$81,648.25	0	14
WOZNIAK, DENNIS J	HS MATH TEACHER	\$110,910.98	\$27,118.32	\$0.00	\$250.00	\$0.00	\$138,279.30	0	14
WOZNIAK, KIMBERLY M	HS MATH TEACHER	\$108,897.79	\$17,590.44	\$0.00	\$250.00	\$0.00	\$126,738.23	0	14
WRIGHT, JASON J	HS SCIENCE TEACHER	\$63,286.81	\$26,985.67	\$0.00	\$250.00	\$0.00	\$90,522.48	0	14
WRIGHT, KIMBERLY	ELEMENTARY PRINCIPAL	\$134,143.94	\$34,392.71	\$1,500.00	\$300.00	\$0.00	\$170,336.65	25	14
WRIGHT, KYLE J	HS SOCIAL STUDIES TEACHER	\$82,401.09	\$364.80	\$0.00	\$250.00	\$0.00	\$83,015.89	0	14
WURBIA, AUDRA D	CROSS CAT TEACHER	\$64,480.21	\$23,835.42	\$0.00	\$250.00	\$0.00	\$88,565.63	0	14
WYSOCKI, ED J	MAINTENANCE-TRADES G-II	73,831.68	\$11,545.42	\$0.00	\$0.00	\$0.00	\$85,377.10	15	15
YAKES, JOANNE M	SCHOOL COUNSELOR	\$98,484.61	\$7,003.87	\$0.00	\$250.00	\$0.00	\$105,738.48	0	14
YANG, CLAIRE L	ELEM INTERVENTIONIST-BI	\$91,796.00	\$12,763.97	\$0.00	\$250.00	\$0.00	\$104,809.97	0	14
YBARRA, LAURA R	HS SCIENCE TEACHER	\$98,484.61	\$17,590.44	\$0.00	\$250.00	\$0.00	\$116,325.05	0	14
YELTON, JULIE A	NON CERTIFIED NURSE	\$70,906.50	\$19,640.71	\$0.00	\$250.00	\$0.00	\$90,797.21	0	14
YEREX, MARY J	SCHOOL SOCIAL WORKER	\$67,627.47	\$19,298.83	\$0.00	\$250.00	\$0.00	\$87,176.30	0	14
YORK, DIANE M	ELEM STEM TEACHER	\$120,096.69	\$12,763.97	\$0.00	\$250.00	\$0.00	\$133,110.66	0	14
YOUKHANA, MICHAEL	MS TECHNOLOGY TEACHER	\$85,731.86	\$17,590.44	\$0.00	\$250.00	\$0.00	\$103,572.30	0	14
YUVAN, JUDITH G	CROSS CAT TEACHER	\$127,696.19	\$17,431.56	\$0.00	\$250.00	\$0.00	\$145,377.75	0	14

Community Unit School District 300
Public Act 097-0609
Compensation Package of \$75,000+ for the 2024-2025 School Year
As of 9/5/2024

Employee	Position	Salary with Pension	Health, Dental, Vision, & Life Insurance	Mileage	HRA Deposit	Bonus	Total Compensation Package	Vacation, Flex Days & Hours	Sick & Personal Days/Hours
ZAMARRIPA, CARINA	MS SCIENCE TEACHER	\$72,939.55	\$26,798.95	\$0.00	\$250.00	\$0.00	\$99,988.50	0	14
ZANE, SHELBY M	ELEM SECOND GRADE TEACHER	\$84,050.54	\$11,955.02	\$0.00	\$250.00	\$0.00	\$96,255.56	0	14
ZARATE JR, HUGO	ELEM ASSISTANT PRINCIPAL	\$97,828.56	\$8,939.33	\$900.00	\$300.00	\$0.00	\$107,967.89	4	14
ZAVALA, KELLY C	MH COUNSELOR	\$69,301.00	\$26,985.67	\$0.00	\$250.00	\$0.00	\$96,536.67	0	14
ZAVALA, MELISSA S	ELEM PRE-PRIM TEACHER	\$64,578.02	\$26,931.60	\$0.00	\$250.00	\$0.00	\$91,759.62	0	14
ZAWILLA, JENNIFER C	ELEM FOURTH GRADE TEACHER	\$67,159.33	\$16,963.69	\$0.00	\$250.00	\$0.00	\$84,373.02	0	14
ZBINDEN, JOSHUA T	HS ALTERNATIVE LEARN OP TCHR	\$63,313.18	\$17,403.72	\$0.00	\$250.00	\$0.00	\$80,966.90	0	14
ZEGADLO REETER, MARY R	HS FACS TEACHER	\$67,159.33	\$11,545.42	\$0.00	\$250.00	\$0.00	\$78,954.75	0	14
ZEID-BRANDSTEDT, KARI A	ELEM INSTRUCTIONAL COACH	\$135,355.68	\$26,985.67	\$0.00	\$250.00	\$0.00	\$162,591.35	0	14
ZIELENIEWSKI, CRAIG A	DIRECTOR	\$194,974.40	\$24,903.18	\$2,700.00	\$300.00	\$0.00	\$222,877.58	25	14
ZIELINSKI, MARGARET A	CERTIFIED NURSE	\$113,298.89	\$19,298.83	\$0.00	\$250.00	\$0.00	\$132,847.72	0	14
ZIMMERMAN, BRIAN S	CROSS CAT TEACHER	\$82,434.06	\$7,771.39	\$0.00	\$250.00	\$0.00	\$90,455.45	0	14
ZIMMERMAN, GEORGETTE	ELEM KINDERGARTEN TEACHER	\$85,731.86	\$1,132.32	\$0.00	\$250.00	\$0.00	\$87,114.18	0	14
ZIMMERMAN, LINDSAY J	MULTI NEEDS TEACHER	\$69,901.09	\$27,118.32	\$0.00	\$250.00	\$0.00	\$97,269.41	0	14
ZINKUS, PALMIRA Z	MS LANGUAGE ARTS TEACHER	\$100,167.94	\$25.92	\$0.00	\$250.00	\$0.00	\$100,443.86	0	14
ZIOLS, JASON J	HS ATHLETIC DIRECTOR	\$127,481.31	\$34,514.03	\$1,500.00	\$300.00	\$0.00	\$163,795.34	25	14
ZOELLNER, KELLY L	COGNITIVE DISABILITIES TEACHER	\$115,392.30	\$17,590.44	\$0.00	\$250.00	\$0.00	\$133,232.74	0	14
ZUERCHER, ROSITA Z	ELEM KINDERGARTEN DL TEACHER	\$77,148.34	\$26,985.67	\$0.00	\$250.00	\$0.00	\$104,384.01	0	14
ZYER, JILL E	INCLUSION FACILITATOR	\$90,982.41	\$945.60	\$0.00	\$250.00	\$0.00	\$92,178.01	0	14

Community Unit School District 300
A/P Board Bill Listing for September 24,2024

<u>Fund</u>	<u>Amount</u>
Educational	\$ 2,553,742.86
Health Insurance Fund	\$ 3,822,026.00
Grant Fund	\$ 378,143.47
COVID 19 Fund	
Operations & Maintenance	\$ 755,429.52
Bond & Interest	
Transportation	\$ 1,666,557.98
Site & Construction	\$ 107,259.96
Impact Fees	
Tort Immunity Fund	
Total All Funds	<u>\$ 9,283,159.79</u>

Approved at a meeting of the Board of Education, Community Unit School District No. 300

Date: _____

Signed: _____
President

Secretary

AP Check Register

AP Run: 20240924 AP — Post Date: 2024-09-24 — AP Run Type: R

COMMUNITY UNIT SCHOOL DIST 300

Check Date	Check Number	Payment Type	Name	Check Amount
09/24/2024	0059	Wire Transfer	FIRST AMERICAN BANK	3,500.00
09/24/2024	0060	Wire Transfer	FLEETMATICS USA LLC	3,119.44
09/24/2024	1687	Check	1-800MD LLC	922.40
09/24/2024	1688	Check	1ST PLACE SPIRITWEAR	4,317.60
09/24/2024	1689	Check	95 PERCENT GROUP INC	4,114.00
09/24/2024	1690	Check	ACS ENTERPRISES	315.00
09/24/2024	1691	Check	ADAPTIVEMALL.COM LLC	1,340.95
09/24/2024	1692	Check	ADAPTIVEMALL.COM LLC	1,340.95
09/24/2024	1693	Check	ADKINS, KASEY R	10.72
09/24/2024	1694	Check	AFFILIATED SERVICE LLC	665.00
09/24/2024	1695	Check	AL WARREN OIL COMPANY INC	69,801.00
09/24/2024	1696	Check	ALGONQUIN LAKES ELEMENTARY	2,500.00
09/24/2024	1697	Check	ALGONQUIN MIDDLE SCHOOL	3,500.00
09/24/2024	1698	Check	AMAZING PEOPLE INC	2,300.00
09/24/2024	1699	Check	AMELIO, BRIDGET A	77.25
09/24/2024	1700	Check	AMERICAN CAPITAL FINANCIAL SER	85,160.00
09/24/2024	1701	Check	AMERICAN TAXI DISPATCH INC	36,047.00
09/24/2024	1702	Check	AMPLIFY EDUCATION INC	656,568.29
09/24/2024	1703	Check	APPLIED COMMUNICATIONS GROUP	1,480.00
09/24/2024	1704	Check	AVANT ASSESSMENT LLC	6,705.00
09/24/2024	1705	Check	AVID CENTER	1,099.00
09/24/2024	1706	Check	AWARDS INTERNATIONAL	180.00
09/24/2024	1707	Check	BANNER UP SIGNS	105.28
09/24/2024	1708	Check	BARRINGTON HIGH SCHOOL	1,015.00
09/24/2024	1709	Check	BARTLETT HIGH SCHOOL	575.00
09/24/2024	1710	Check	BASE SOLUTIONS	404.87
09/24/2024	1711	Check	BATAVIA HIGH SCHOOL	375.00
09/24/2024	1712	Check	BECKERS SCHOOL SUPPLIES	743.69
09/24/2024	1713	Check	BELVIDERE CUSD #100	100.00
09/24/2024	1714	Check	BELVIDERE HIGH SCHOOL	185.00
09/24/2024	1715	Check	BHARDWAG, MARY	26.10
09/24/2024	1716	Check	BIG TIMBER ELEMENTARY	2,500.00
09/24/2024	1717	Check	BIO-RAD LABORATORIES	783.56

AP Check Register

AP Run: 20240924 AP — Post Date: 2024-09-24 — AP Run Type: R

COMMUNITY UNIT SCHOOL DIST 300

Check Date	Check Number	Payment Type	Name	Check Amount
09/24/2024	1718	Check	BLUE CROSS	3,643,089.09
09/24/2024	1719	Check	BRIDGES FOR LANGUAGE	439.53
09/24/2024	1720	Check	BSN SPORTS LLC	10,240.35
09/24/2024	1721	Check	BUFFALO GROVE HIGH SCHOOL	850.00
09/24/2024	1722	Check	BUTCHER ON THE BLOCK	3,891.50
09/24/2024	1723	Check	CAMPUS KAIZEN LLC	8,000.00
09/24/2024	1724	Check	CANDOR HEALTH EDUCATION	1,035.00
09/24/2024	1725	Check	CARPENTERSVILLE MIDDLE SCHOOL	3,500.00
09/24/2024	1726	Check	CASSANDRA STRINGS	4,197.00
09/24/2024	1727	Check	CENTRAL TREE & LANDSCAPE MULCH	3,990.00
09/24/2024	1728	Check	CENTURY PRINT AND GRAPHICS	234.19
09/24/2024	1729	Check	CHICAGO OFFICE TECHNOLOGY GRP	39,375.00
09/24/2024	1730	Check	CHUY, AMANDA J	68.74
09/24/2024	1731	Check	CINTAS CORPORATION	17,543.83
09/24/2024	1732	Check	COMPLETE IMAGE APPAREL LLC	35.71
09/24/2024	1733	Check	COMPREHENSIVE NEUROCOGNITIVE	3,975.00
09/24/2024	1734	Check	CONANT HIGH SCHOOL	1,025.00
09/24/2024	1735	Check	CONTECH MSI CO	60,420.00
09/24/2024	1736	Check	CORE MECHANICAL INC	85,496.18
09/24/2024	1737	Check	CRAIG R ELLIOTT	135.00
09/24/2024	1738	Check	CROTTY KAGAN, SHEILA ANN	112.06
09/24/2024	1739	Check	CROWLEY, SHONDA MARIE	104.99
09/24/2024	1740	Check	CRYSTAL LAKE CENTRAL HIGH SCHO	450.00
09/24/2024	1741	Check	CRYSTAL LAKE SOUTH HIGH SCHOOL	815.00
09/24/2024	1742	Check	DELACEY FAMILY ED ACTIVITY ACC	2,500.00
09/24/2024	1743	Check	DELTA DENTAL PLAN OF ILLINOIS	4,429.62
09/24/2024	1744	Check	DELTA DENTAL PLAN OF ILLINOIS	145,025.49
09/24/2024	1745	Check	DEMCO INC	572.15
09/24/2024	1746	Check	DEMOULIN BROTHERS AND COMPANY	623.06
09/24/2024	1747	Check	DEPA, MICHAEL P	189.96
09/24/2024	1748	Check	DEWBERRY ARCHITECTS INC	14,038.23
09/24/2024	1749	Check	DUNDEE HIGHLANDS ACTIVITY	2,500.00
09/24/2024	1750	Check	DUNDEE MIDDLE SCHOOL ACTIVITY	3,500.00

AP Check Register

AP Run: 20240924 AP — Post Date: 2024-09-24 — AP Run Type: R

COMMUNITY UNIT SCHOOL DIST 300

Check Date	Check Number	Payment Type	Name	Check Amount
09/24/2024	1751	Check	DUNDEE-CROWN HIGH SCHOOL	6,000.00
09/24/2024	1752	Check	DUPAGE HIGH SCHOOL DIST #88	300.00
09/24/2024	1753	Check	EAI EDUCATION	2,305.20
09/24/2024	1754	Check	EASTVIEW ACTIVITY ACCOUNT	2,500.00
09/24/2024	1755	Check	ELGIN COMMUNITY COLLEGE	4,200.00
09/24/2024	1756	Check	ELGIN HIGH SCHOOL	450.00
09/24/2024	1757	Check	ENABLING DEVICES	409.80
09/24/2024	1758	Check	ESTRELLITA INC	204.70
09/24/2024	1759	Check	ETA HAND2MIND	3,229.90
09/24/2024	1760	Check	EUROPEAN SPORTS	770.00
09/24/2024	1761	Check	FELICITY SCHOOLS	3,920.80
09/24/2024	1762	Check	FERGUSON ENTERPRISES LLC	459.36
09/24/2024	1763	Check	FLINN SCIENTIFIC INC	333.94
09/24/2024	1764	Check	FOLLETT CONTENT SOLUTIONS LLC	865.24
09/24/2024	1765	Check	FOLLETT SCHOOL SOLUTIONS LLC	260.54
09/24/2024	1766	Check	FREEMAN, PATRICIA L	16.08
09/24/2024	1767	Check	GARY D WRIGHT ELEMENTARY	2,500.00
09/24/2024	1768	Check	GENEVA HIGH SCHOOL ATHLETICS	875.00
09/24/2024	1769	Check	GIERMAN, NICHOLAS J	49.26
09/24/2024	1770	Check	GILBERTS ELEMENTARY	2,500.00
09/24/2024	1771	Check	GOLFVIEW ELEMENTARY	2,500.00
09/24/2024	1772	Check	GOMBERG, MOLLY C	232.32
09/24/2024	1773	Check	GOODHEART-WILCOX PUBLISHER	1,216.80
09/24/2024	1774	Check	GOV CONNECTION INC	13,972.80
09/24/2024	1775	Check	GRANT HIGH SCHOOL	350.00
09/24/2024	1776	Check	GRAYSLAKE NORTH HIGH SCHOOL	650.00
09/24/2024	1777	Check	GROSS, RICHARD A	135.33
09/24/2024	1778	Check	GUARDIAN INNOVATIONS LLC	1,229.00
09/24/2024	1779	Check	GUILFORD HIGH SCHOOL	300.00
09/24/2024	1780	Check	GUTIERREZ, INEABELLE	73.29
09/24/2024	1781	Check	HAMPSHIRE AREA CHAMBER OF COMM	140.00
09/24/2024	1782	Check	HAMPSHIRE ELEMENTARY	2,500.00
09/24/2024	1783	Check	HAMPSHIRE HIGH SCHOOL	4,500.00

AP Check Register

AP Run: 20240924 AP — Post Date: 2024-09-24 — AP Run Type: R

COMMUNITY UNIT SCHOOL DIST 300

Check Date	Check Number	Payment Type	Name	Check Amount
09/24/2024	1784	Check	HAMPSHIRE MIDDLE SCHOOL	3,500.00
09/24/2024	1785	Check	HANOVER RESEARCH COUNCIL	95,000.00
09/24/2024	1786	Check	HARLEM HIGH SCHOOL	275.00
09/24/2024	1787	Check	HERSEY HIGH SCHOOL	700.00
09/24/2024	1788	Check	HOFFMAN ESTATES HIGH SCHOOL	350.00
09/24/2024	1789	Check	HUNTLEY COMM SCHOOL DIST 158	550.00
09/24/2024	1790	Check	IASA	36.00
09/24/2024	1791	Check	ILLINOIS ASB	285.00
09/24/2024	1792	Check	ILLINOIS ASSOCIATION OF SCHOOL	340.00
09/24/2024	1793	Check	ILLINOIS MUSIC EDUCATION ASSOC	50.00
09/24/2024	1794	Check	IMPACT APPLICATIONS INC	765.00
09/24/2024	1795	Check	IMPERIAL DADE	225.84
09/24/2024	1796	Check	INDIAN PRAIRIE CUSD 204	350.00
09/24/2024	1797	Check	INNOVATIVE GRAPHICS	510.00
09/24/2024	1798	Check	JACOBS HIGH SCHOOL	4,500.00
09/24/2024	1799	Check	JC LICHT	2,205.00
09/24/2024	1800	Check	JDK SERVICES	47,577.00
09/24/2024	1801	Check	JOHNSON CONTROLS FIRE PROTECTI	5,779.81
09/24/2024	1802	Check	JOHNSON CONTROLS FIRE PROTECTI	1,226.00
09/24/2024	1803	Check	KANELAND CUSD 302	300.00
09/24/2024	1804	Check	KAPLAN COMPANIES INC	1,073.93
09/24/2024	1805	Check	KATE'S KREATIONS	120.00
09/24/2024	1806	Check	KBA COACH	1,795.00
09/24/2024	1807	Check	KEEN, BETH A	96.48
09/24/2024	1808	Check	KIMLEY-HORN AND ASSOCIATES INC	11,200.00
09/24/2024	1809	Check	KINSEY AND KINSEY	3,696.48
09/24/2024	1810	Check	KISIEL, ANNA B	55.00
09/24/2024	1811	Check	KOLAKOWSKI, BARBARA MARY	95.14
09/24/2024	1812	Check	KOVAR, ROBYN M	204.01
09/24/2024	1813	Check	KYLLOE, JUSTINE M	97.27
09/24/2024	1814	Check	LAKE IN THE HILLS ACTIVITY	2,500.00
09/24/2024	1815	Check	LAKE ZURICH HIGH SCHOOL	580.00
09/24/2024	1816	Check	LAKES COMMUNITY HIGH SCHOOL	325.00

AP Check Register

AP Run: 20240924 AP — Post Date: 2024-09-24 — AP Run Type: R

COMMUNITY UNIT SCHOOL DIST 300

Check Date	Check Number	Payment Type	Name	Check Amount
09/24/2024	1817	Check	LAKESHORE LEARNING MATERIALS	923.75
09/24/2024	1818	Check	LAKEWOOD ELEM ACTIVITY ACCT	2,500.00
09/24/2024	1819	Check	LARKIN HIGH SCHOOL	750.00
09/24/2024	1820	Check	LEARNING A-Z	5,061.00
09/24/2024	1821	Check	LERETTE-KAUFFMAN, HEIDI A	127.97
09/24/2024	1822	Check	LEYDEN HIGH SCHOOL	350.00
09/24/2024	1823	Check	LIA JR, RALPH	244.14
09/24/2024	1824	Check	LIBERTY ELEMENTARY ACTIVITY AC	2,500.00
09/24/2024	1825	Check	LINCOLN PRAIRE ELEMENTARY	2,500.00
09/24/2024	1826	Check	LINCOLN WAY EAST HIGH SCHOOL	150.00
09/24/2024	1827	Check	LIPPERER, JESSICA L	73.29
09/24/2024	1828	Check	LOVE YOUR CLASSROOM LLC	1,859.39
09/24/2024	1829	Check	LUMEN ACADEMY	11,290.20
09/24/2024	1830	Check	MAINE WEST HIGH SCHOOL	465.00
09/24/2024	1831	Check	MAINOLFI, KELLIE A	350.00
09/24/2024	1832	Check	MANHARD CONSULTING LTD	2,000.00
09/24/2024	1833	Check	MCCI, LLC	5,006.00
09/24/2024	1834	Check	MEADOWDALE ELEMENTARY SCHOOL	2,500.00
09/24/2024	1835	Check	MEDLINE INDUSTRIES, INC	1,619.10
09/24/2024	1836	Check	MELON INK SCREEN PRINT	137.00
09/24/2024	1837	Check	METALMASTER ROOFMASTER INC	73,441.08
09/24/2024	1838	Check	MICKLE, JONATHAN W	785.59
09/24/2024	1839	Check	MIDAMERICA SOLUTIONS INC	9,630.00
09/24/2024	1840	Check	MUNDELEIN HIGH SCHOOL	200.00
09/24/2024	1841	Check	MUSIC AND ARTS CENTER	1,815.69
09/24/2024	1842	Check	NAPA ELGIN HAWKS AUTO PARTS	3,488.83
09/24/2024	1843	Check	NAPA HAMPSHIRE	544.35
09/24/2024	1844	Check	NASCO	116.32
09/24/2024	1845	Check	NATIONAL COUNCIL OF SUPERVISOR	390.00
09/24/2024	1846	Check	NATIONAL SCHOOL FORMS	304.06
09/24/2024	1847	Check	NEUBERT ELEMENTARY SCHOOL	2,500.00
09/24/2024	1848	Check	NEUCO INC	300.80
09/24/2024	1849	Check	NICHOLAS HERRERA	241.98

AP Check Register

AP Run: 20240924 AP — Post Date: 2024-09-24 — AP Run Type: R

COMMUNITY UNIT SCHOOL DIST 300

Check Date	Check Number	Payment Type	Name	Check Amount
09/24/2024	1850	Check	NICOR GAS	301.86
09/24/2024	1851	Check	NIEVES, MARIA L	70.35
09/24/2024	1852	Check	NILES WEST HIGH SCHOOL	450.00
09/24/2024	1853	Check	NORTH AMERICAN CORPORATION	12,466.90
09/24/2024	1854	Check	NORTHWEST SUBURBAN SPECIAL	116.65
09/24/2024	1855	Check	OAK FIRE & SECURITY SYSTEMS	4,140.00
09/24/2024	1856	Check	OAKSTRONG SCREEN PRINTING & DE	285.00
09/24/2024	1857	Check	OLVERA, MANDY M	13.40
09/24/2024	1858	Check	ON TARGET SALES	1,620.00
09/24/2024	1859	Check	OSBORN, SYDNEY E	375.00
09/24/2024	1860	Check	OVERTUR ARCHITECTURAL SERVICES	500.00
09/24/2024	1861	Check	PADDOCK PUBLICATIONS	113.85
09/24/2024	1862	Check	PALATINE HIGH SCHOOL	275.00
09/24/2024	1863	Check	PARKVIEW ELEMENTARY SCHOOL	2,500.00
09/24/2024	1864	Check	PARTS TOWN LLC	159.49
09/24/2024	1865	Check	PAULY'S CUSTOM APPAREL COMPANY	715.00
09/24/2024	1866	Check	PEERLESS NETWORK	14,470.54
09/24/2024	1867	Check	PEORIA HIGH SCHOOL	475.00
09/24/2024	1868	Check	PERIPOLE INC	350.71
09/24/2024	1869	Check	PERRY ELEMENTARY SCHOOL	2,500.00
09/24/2024	1870	Check	PETERSEN FUELS INC.	562.95
09/24/2024	1871	Check	PINMART	370.00
09/24/2024	1872	Check	PIONEER RANDUSTRIAL	8,655.96
09/24/2024	1873	Check	PLANK ROAD PUBLISHING	155.45
09/24/2024	1874	Check	PM MUSIC CENTER	1,677.95
09/24/2024	1875	Check	POLLOCK, VICTORIA R	30.15
09/24/2024	1876	Check	POWERSCHOOL GROUP LLC	436,552.57
09/24/2024	1877	Check	PRAIRIE RIDGE HIGH SCHOOL	7,500.00
09/24/2024	1878	Check	PRINT TRANSFORMATIONS	10,157.15
09/24/2024	1879	Check	PRO TUFF DECALS	373.43
09/24/2024	1880	Check	PRO-ED	88.00
09/24/2024	1881	Check	PRO-SOURCE DISTRIBUTORS	1,290.55
09/24/2024	1882	Check	PRO-SOURCE DISTRIBUTORS	5,490.15

AP Check Register

AP Run: 20240924 AP — Post Date: 2024-09-24 — AP Run Type: R

COMMUNITY UNIT SCHOOL DIST 300

Check Date	Check Number	Payment Type	Name	Check Amount
09/24/2024	1883	Check	PTC WIZARD	20,000.00
09/24/2024	1884	Check	RALPH HELM INC	700.86
09/24/2024	1885	Check	REALLY GOOD STUFF INC	89.98
09/24/2024	1886	Check	REALTY VALUATION CONSULTANTS INC	3,400.00
09/24/2024	1887	Check	RED WING BUSINESS ADVANTAGE AC	250.00
09/24/2024	1888	Check	RENAISSANCE COMMUNICATION SYST	2,752.20
09/24/2024	1889	Check	REPROGRAPHICS	191.96
09/24/2024	1890	Check	RICHMOND BURTON HIGH SCHOOL	300.00
09/24/2024	1891	Check	RICOH USA INC	2,944.60
09/24/2024	1892	Check	RICOH-SAVIN BUSINESS SYSTEMS	265.45
09/24/2024	1893	Check	RIFTON EQUIPMENT	1,227.75
09/24/2024	1894	Check	RILCO INC	2,792.38
09/24/2024	1895	Check	RIO GRANDE	1,931.19
09/24/2024	1896	Check	RIVERA, LUIS R	129.22
09/24/2024	1897	Check	ROCHESTER 100 INC	772.00
09/24/2024	1898	Check	ROCKFORD AUBURN HIGH SCHOOL	600.00
09/24/2024	1899	Check	ROCKFORD EAST HIGH SCHOOL	350.00
09/24/2024	1900	Check	ROCKSOLID LLC	1,649.45
09/24/2024	1901	Check	RODRIGUEZ, BRANDON M	96.27
09/24/2024	1902	Check	ROSETTA STONE LLC	59,500.00
09/24/2024	1903	Check	SANCHEZ, ADRIAN	27.29
09/24/2024	1904	Check	SAVAGE PRO AUDIO INC	3,086.00
09/24/2024	1905	Check	SAVVAS LEARNING COMPANY LLC	11,550.00
09/24/2024	1906	Check	SCHAUMBURG HIGH SCHOOL	90.00
09/24/2024	1907	Check	SCHOLASTIC INC	13,656.47
09/24/2024	1908	Check	SCHOLASTIC INC	5,879.61
09/24/2024	1909	Check	SCHOOL DATEBOOKS	762.00
09/24/2024	1910	Check	SCHOOL HEALTH CORPORATION	60,607.22
09/24/2024	1911	Check	SCHOOL NURSE SUPPLY	29,936.00
09/24/2024	1912	Check	SCHOOL SPECIALTY, LLC	389.75
09/24/2024	1913	Check	SCHOOL SPECIALTY, LLC	1,235.58
09/24/2024	1914	Check	SCHOOL SPECIALTY, LLC	181,585.79
09/24/2024	1915	Check	SCHOOLSTATUS	22,400.00

AP Check Register

AP Run: 20240924 AP — Post Date: 2024-09-24 — AP Run Type: R

COMMUNITY UNIT SCHOOL DIST 300

Check Date	Check Number	Payment Type	Name	Check Amount
09/24/2024	1916	Check	SECOND CHANCE CARDIAC SOLUTION	99,993.15
09/24/2024	1917	Check	SEYLLER'S INC	3,200.00
09/24/2024	1918	Check	SHEDTHEMUSIC LLC	1,000.00
09/24/2024	1919	Check	SHERWIN WILLIAMS	756.00
09/24/2024	1920	Check	SITEONE LANDSCAPE SUPPLY LLC	516.24
09/24/2024	1921	Check	SKYWARD INC	62,248.25
09/24/2024	1922	Check	SLEEPY HOLLOW ELEM. SCHOOL	2,500.00
09/24/2024	1923	Check	SOLUTION TREE	2,649.12
09/24/2024	1924	Check	SPECIAL EDUCATION SYSTEMS	11,445.42
09/24/2024	1925	Check	SPORTS IMPORTS INC	4,563.00
09/24/2024	1926	Check	STAPLES	2,344.71
09/24/2024	1927	Check	STATE INDUSTRIAL PRODUCTS	1,578.31
09/24/2024	1928	Check	STEGGE, KIMBERLY D	28.22
09/24/2024	1929	Check	SUMMIT SCHOOL INC	21,452.64
09/24/2024	1930	Check	SWEETWATER SOUND INC	2,841.39
09/24/2024	1931	Check	SYCAMORE HIGH SCHOOL	150.00
09/24/2024	1932	Check	SYSCO FOOD SERVICE OF CHICAGO	796.01
09/24/2024	1933	Check	T S LIVINGSTON INC	900.00
09/24/2024	1934	Check	TEACHERGEEK INC	179.63
09/24/2024	1935	Check	TEAM FITZ GRAPHICS LLC	116.00
09/24/2024	1936	Check	TEMPERATURE EQUIPMENT CORP	54.54
09/24/2024	1937	Check	THE HORTON GROUP	7,000.00
09/24/2024	1938	Check	THE RESPONSIVE MAILROOM INC	303.13
09/24/2024	1939	Check	TLK MARKETING & SPORTS	1,594.75
09/24/2024	1940	Check	TOMS PRODUCTIONS LLC	1,708.50
09/24/2024	1941	Check	TOP FLIGHT VBC	450.00
09/24/2024	1942	Check	TRANE COMPANY	18,081.10
09/24/2024	1943	Check	TRINITY LANDSCAPING	8,464.88
09/24/2024	1944	Check	TROPHIES BY GEORGE	326.76
09/24/2024	1945	Check	TURF TANK	30,000.00
09/24/2024	1946	Check	ULINE SHIPPING SUPPLY	3,301.75
09/24/2024	1947	Check	VCP INC	1,470.00
09/24/2024	1948	Check	VISION SERVICE PLAN	28,559.40

AP Check Register

AP Run: 20240924 AP — Post Date: 2024-09-24 — AP Run Type: R

COMMUNITY UNIT SCHOOL DIST 300

Check Date	Check Number	Payment Type	Name	Check Amount
09/24/2024	1949	Check	VISTA HIGHER LEARNING INC	5,485.56
09/24/2024	1950	Check	VT SERVICES INC	115.00
09/24/2024	1951	Check	WARDS NATURAL SCIENCE EST IN	36.40
09/24/2024	1952	Check	WASHINGTON, RACQUEL W	344.38
09/24/2024	1953	Check	WAYSIDE PUBLISHING	3,127.60
09/24/2024	1954	Check	WEATHERGUARD ROOFING COMPANY	800.05
09/24/2024	1955	Check	WEGER, RICK G	193.83
09/24/2024	1956	Check	WEPA LIBROS LLC	36,099.74
09/24/2024	1957	Check	WEST SIDE ELECTRIC SUPPLY INC.	1,271.30
09/24/2024	1958	Check	WESTFIELD COMMUNITY SCHOOL	3,500.00
09/24/2024	1959	Check	WILLIAM FREMD HIGH SCHOOL	250.00
09/24/2024	1960	Check	WILSON LANGUAGE TRAINING CORP.	105.00
09/24/2024	1961	Check	WOODSTOCK HIGH SCHOOL	300.00
09/24/2024	9000000101	ACH	AIRGAS USA, LLC	632.33
09/24/2024	9000000102	ACH	AMAZON CAPITAL SERVICES INC	13,296.27
09/24/2024	9000000103	ACH	ARBITERSPORTS	10,173.35
09/24/2024	9000000104	ACH	AUGUST, JAMES C, II	95.69
09/24/2024	9000000105	ACH	B&B NETWORKS INC	7,388.07
09/24/2024	9000000106	ACH	CDW-G	84,514.54
09/24/2024	9000000107	ACH	CONSTELLATION NEW ENERGY	307,357.00
09/24/2024	9000000108	ACH	CREATIVE PROMOTIONAL APPAREL	6,355.00
09/24/2024	9000000109	ACH	DIAMOND GRAPHICS OF ALGONQUIN	3,595.00
09/24/2024	9000000110	ACH	DURHAM SCHOOL SERVICES	1,539,176.61
09/24/2024	9000000111	ACH	EDUSTAFF LLC	231,213.26
09/24/2024	9000000112	ACH	ENTERPRISE FM TRUST	31,704.80
09/24/2024	9000000113	ACH	EXELON CORPORATION	41,394.60
09/24/2024	9000000114	ACH	FASTSIGNS OF CARPENTERSVILLE	1,228.30
09/24/2024	9000000115	ACH	KLEIN THORPE & JENKINS LTD	3,210.70
09/24/2024	9000000116	ACH	KRAUSE, GARY A	72.15
09/24/2024	9000000117	ACH	LEGAT ARCHITECTS INC	38,978.57
09/24/2024	9000000118	ACH	MANPOWER	46,717.70
09/24/2024	9000000119	ACH	ORGANIC LIFE LLC	5,367.50
09/24/2024	9000000120	ACH	PITNEY BOWES	100.00

AP Check Register

AP Run: 20240924 AP — Post Date: 2024-09-24 — AP Run Type: R

COMMUNITY UNIT SCHOOL DIST 300

Check Date	Check Number	Payment Type	Name	Check Amount
09/24/2024	9000000121	ACH	SHRUB OAK INTERNATIONAL SCHOOL	35,067.50
09/24/2024	9000000122	ACH	SUPERIOR OVERHEAD DOOR	14,055.00
09/24/2024	9000000123	ACH	VOYA FINANCIAL	20,752.40
09/24/2024	9000000124	ACH	WEST MUSIC COMPANY	5,106.88
Total:				9,100,463.70

20240924 AP Summary

Type	Count	Amount
Regular Checks:	275	6,646,291.04
ACH Checks:	24	2,447,553.22
Wire Transfers:	2	6,619.44
Epayables:	0	0.00
Total:	301	9,100,463.70

AP Check Register

COMMUNITY UNIT SCHOOL DIST 300

Fund	Total
10 - EDUCATION FUND	2,413,717.03
11 - HEALTH INSURANCE FUND	3,822,026.00
14 - GRANT FUND	372,143.47
20 - OPERATIONS & MAINTENANCE FUND	718,759.26
40 - TRANSPORTATION FUND	1,666,557.98
60 - SITE & CONSTRUCTION FUND	107,259.96
	9,100,463.70

AP Check Register

AP Run: 20240913 OFFCYCLE — Post Date: 2024-09-13 — AP Run Type: R

COMMUNITY UNIT SCHOOL DIST 300

Check Date	Check Number	Payment Type	Name	Check Amount
09/13/2024	0058	Wire Transfer	T-MOBILE USA INC	4,258.60
09/13/2024	1685	Check	VILLAGE OF CARPENTERSVILLE	7,224.06
09/13/2024	1686	Check	VILLAGE OF LAKE IN THE HILLS	311.86
09/13/2024	9000000098	ACH	CDW-G	6,232.14
09/13/2024	9000000099	ACH	DIAMOND GRAPHICS OF ALGONQUIN	24,750.00
09/13/2024	9000000100	ACH	SPEECH KIDZ LLC	6,000.00
Total:				48,776.66

20240913 OFFCYCLE Summary

Type	Count	Amount
Regular Checks:	2	7,535.92
ACH Checks:	3	36,982.14
Wire Transfers:	1	4,258.60
Epayables:	0	0.00
Total:	6	48,776.66

AP Check Register

COMMUNITY UNIT SCHOOL DIST 300

Fund	Total
10 - EDUCATION FUND	34,962.83
14 - GRANT FUND	6,000.00
20 - OPERATIONS & MAINTENANCE FUND	7,813.83
	48,776.66

AP Check Register

AP Run: 20240905 OFFCYCLE — Post Date: 2024-09-05 — AP Run Type: R

COMMUNITY UNIT SCHOOL DIST 300

Check Date	Check Number	Payment Type	Name	Check Amount
09/05/2024	0057	Wire Transfer	ILLINOIS DEPT OF EMPLOYMENT	4,713.00
09/05/2024	1683	Check	VILLAGE OF ALGONQUIN	8,445.52
09/05/2024	1684	Check	VILLAGE OF CARPENTERSVILLE	20,760.91
09/05/2024	9000000097	ACH	ARBITERSPORTS	100,000.00
Total:				133,919.43

20240905 OFFCYCLE Summary

Type	Count	Amount
Regular Checks:	2	29,206.43
ACH Checks:	1	100,000.00
Wire Transfers:	1	4,713.00
Epayables:	0	0.00
Total:	4	133,919.43

AP Check Register

COMMUNITY UNIT SCHOOL DIST 300

Fund	Total
10 - EDUCATION FUND	105,063.00
20 - OPERATIONS & MAINTENANCE FUND	28,856.43
	133,919.43

Pcard/Credit Card Statement Period 07/06/2024 to 08/05/2024

Posting Date	Tran Date	Supplier	Amount USD	
7/15/2024	7/12/2024	1227 - Jc Licht Huntle	296.55	B&G
8/2/2024	8/1/2024	1227 - Jc Licht Huntle	98.34	B&G
7/26/2024	7/26/2024	1-800-Flowers.Com,inc.	106.23	Staff
7/31/2024	7/31/2024	1-800-Flowers.Com,inc.	-6.25	Staff
8/2/2024	7/31/2024	8th Street Grill	222.73	Staff
8/2/2024	7/31/2024	8th Street Grill	29.31	Staff
7/23/2024	7/22/2024	Ace Hdwe	27.05	B&G
8/5/2024	8/4/2024	Adobe Adobe	9.99	Staff
7/11/2024	7/10/2024	Adobe Inc.	29.99	Staff
7/18/2024	7/17/2024	Anderson Lock Co	380.20	B&G
7/25/2024	7/24/2024	Anderson Lock Co	129.79	B&G
7/25/2024	7/23/2024	Association For Career	245.00	Staff
7/23/2024	7/22/2024	Atixa	629.00	Staff
7/29/2024	7/26/2024	Auntie Annes Nv103	15.47	Staff
8/2/2024	8/1/2024	Band Shoppe	171.70	Student
8/1/2024	7/30/2024	Barrio - Minneapolis	311.75	Staff
8/1/2024	7/30/2024	Barrio - Minneapolis	30.49	Staff
7/16/2024	7/15/2024	Berlands Inc	292.31	Student
8/5/2024	8/3/2024	Big Sammys Hot Dogs	36.24	Staff
7/24/2024	7/23/2024	Black Tap Bar	15.55	Staff
7/15/2024	7/14/2024	Bp#8939662carpenterqps	70.74	Student
7/15/2024	7/14/2024	Buffalo Wild Wngs 0750	484.84	Staff
7/12/2024	7/11/2024	Buona Algonquin #20	80.68	Staff
7/18/2024	7/17/2024	Buona Algonquin #20 M	2327.88	Staff
8/2/2024	8/2/2024	Buona Algonquin #20 M	734.82	Staff
7/15/2024	7/14/2024	Buona Algonquin #20 P	38.55	Staff
7/29/2024	7/28/2024	Buona Algonquin #20 P	35.73	Staff
7/11/2024	7/10/2024	Butcher On The Block	261.55	Staff
7/12/2024	7/11/2024	C & L Rentals	616.86	B&G
7/17/2024	7/15/2024	Caseys #3066	42.74	B&G
7/25/2024	7/23/2024	Caseys #3066	29.09	B&G
7/29/2024	7/25/2024	Caseys #3066	38.11	B&G
8/1/2024	7/30/2024	Caseys #3066	37.98	B&G
7/15/2024	7/13/2024	Caseys #3835	38.14	B&G
8/5/2024	8/1/2024	Caseys #6907	26.07	B&G
7/31/2024	7/30/2024	Cenex-Refuel Pantry	7.04	Staff
7/31/2024	7/30/2024	Cenex-Refuel Pantry	7.04	Student
7/12/2024	7/10/2024	Chick-Fil-A #04756	9.33	Staff
7/22/2024	7/20/2024	Chick-Fil-A #04756	36.07	Staff
8/5/2024	8/1/2024	Chick-Fil-A #04756	335.00	Staff
8/2/2024	8/1/2024	Chipotle 0263	16.97	Staff
8/5/2024	8/2/2024	Chipotle 0263	15.35	Staff
8/5/2024	8/2/2024	Chipotle 0263	13.05	Staff
8/5/2024	8/2/2024	Chipotle 0263	23.47	Staff
8/5/2024	8/2/2024	Chipotle 0263	16.97	Staff

7/12/2024	7/11/2024	Chipotle 0999	40.85	Staff
8/5/2024	8/2/2024	Chipotle Online	27.44	Staff
7/8/2024	7/5/2024	Cke The Texan Bbq Algo	48.37	Staff
7/23/2024	7/22/2024	Comfort Suites Il258	742.14	Staff
7/24/2024	7/22/2024	Comfort Suites Il258	795.72	Staff
7/26/2024	7/24/2024	Comfort Suites Il258	841.55	Staff
7/26/2024	7/24/2024	Comfort Suites Il258	841.55	Staff
7/29/2024	7/25/2024	Comfort Suites Il258	2.00	Staff
7/29/2024	7/25/2024	Comfort Suites Il258	8.00	Staff
7/29/2024	7/25/2024	Comfort Suites Il258	854.95	Staff
7/29/2024	7/27/2024	Comfort Suites Il258	835.62	Staff
7/30/2024	7/27/2024	Comfort Suites Il258	2.00	Staff
7/30/2024	7/28/2024	Comfort Suites Il258	155.04	Staff
7/31/2024	7/29/2024	Comfort Suites Il258	-40.00	Staff
7/31/2024	7/29/2024	Comfort Suites Il258	310.08	Staff
7/31/2024	7/29/2024	Comfort Suites Il258	310.08	Staff
8/2/2024	7/31/2024	Comfort Suites Il258	-310.08	Staff
8/2/2024	7/31/2024	Comfort Suites Il258	-310.08	Staff
7/15/2024	7/12/2024	Countrydonuts	75.22	B&G
7/19/2024	7/18/2024	Countrydonuts	221.00	B&G
7/25/2024	7/24/2024	Countrydonuts	60.18	B&G
8/2/2024	8/1/2024	Countrydonuts	60.18	B&G
8/1/2024	7/31/2024	Countrydonuts	96.00	Staff
8/5/2024	8/1/2024	Crooked Pint Mpls	20.88	Staff
7/11/2024	7/9/2024	Crowne Plaza Springfie	129.98	Staff
7/24/2024	7/23/2024	Culvers Of Warrenville	9.86	Student
8/1/2024	7/31/2024	Dairy Queen #71710	4.66	Student
8/1/2024	7/30/2024	Dan Kellys Broadway Pi	94.26	Staff
8/1/2024	7/31/2024	Dd/Br #337637 Q35	90.00	Staff
7/15/2024	7/12/2024	Dollar Tree	20.00	Student
7/18/2024	7/17/2024	Dollar Tree	25.00	Student
7/30/2024	7/29/2024	Dollar Tree	20.00	Student
7/31/2024	7/30/2024	Dollar Tree	50.00	Student
8/1/2024	7/31/2024	Dollar Tree	9.00	Student
8/5/2024	8/2/2024	Dollar Tree	17.50	Student
7/26/2024	7/25/2024	Dunkin #345659 Q35	129.53	Staff
8/1/2024	7/31/2024	Dunkin #350035 Q35	26.00	Staff
7/15/2024	7/12/2024	Eai Education	4668.30	Student
8/1/2024	7/31/2024	Ebay O 02-11894-31987	540.17	B&G
7/11/2024	7/10/2024	Ed S Rental And Sales	2220.00	B&G
7/12/2024	7/11/2024	Ed S Rental And Sales	172.50	B&G
7/15/2024	7/12/2024	Ed S Rental And Sales	345.00	B&G
7/22/2024	7/19/2024	Ed S Rental And Sales	517.50	B&G
7/29/2024	7/26/2024	Ed S Rental And Sales	480.00	B&G
8/5/2024	8/2/2024	Edweek Std Digital	29.00	Staff
7/10/2024	7/10/2024	Einstein Bros-Online C	211.45	Staff
7/16/2024	7/16/2024	Einstein Bros-Online C	808.68	Staff

7/18/2024	7/17/2024	Elgin Key & Lock Co	92.69	B&G
8/5/2024	8/1/2024	Elliot Park Hotel F&b	29.88	Staff
8/5/2024	8/1/2024	Elliot Park Hotel F&b	41.23	Staff
8/5/2024	8/1/2024	Elliot Park Hotel F&b	29.88	Staff
7/8/2024	7/6/2024	Enterprise Rent-A-Car	1517.50	B&G
7/11/2024	7/10/2024	Enterprise Rent-A-Car	444.29	B&G
8/1/2024	7/31/2024	Enterprise Rent-A-Car	2191.25	B&G
7/9/2024	7/8/2024	Every Good Thing	14.98	Staff
7/25/2024	7/24/2024	Ezcaterchickfila	443.55	Staff
7/24/2024	7/23/2024	Ezcatereinstein Bros	137.53	Staff
7/25/2024	7/24/2024	Ezcatereinstein Bros	138.55	Staff
7/26/2024	7/25/2024	Ezcaterlou Malnatis P	700.33	Staff
7/17/2024	7/16/2024	Farm & Fleet Of Elgin	473.39	B&G
7/18/2024	7/17/2024	Farm & Flt Of Woodstoc	227.97	B&G
8/1/2024	7/31/2024	Fastsigns 100801	311.00	B&G
7/26/2024	7/25/2024	Fedex Offic15900015925	48.71	Staff
8/5/2024	8/2/2024	Fedex70183404	31.09	Staff
7/15/2024	7/12/2024	Fedex79505266	30.90	Staff
7/15/2024	7/12/2024	Fedex79505297	109.19	Staff
7/19/2024	7/18/2024	Fedex79701566	31.09	Staff
7/9/2024	7/8/2024	Ferguson Ent #1123	363.97	B&G
7/11/2024	7/10/2024	Ferguson Ent #1123	62.72	B&G
7/17/2024	7/16/2024	Ferguson Ent #1123	23.14	B&G
7/19/2024	7/18/2024	Ferguson Ent #1123	423.34	B&G
7/26/2024	7/25/2024	Ferguson Ent #1123	21.45	B&G
7/26/2024	7/25/2024	Ferguson Ent #1123	193.64	B&G
7/30/2024	7/29/2024	Ferguson Ent #1123	733.95	B&G
8/1/2024	7/31/2024	Ferguson Ent #1123	185.90	B&G
7/8/2024	7/7/2024	Five Below 7060	40.00	Student
7/8/2024	7/7/2024	Five Below 723	40.00	Student
7/29/2024	7/28/2024	Frame.io	155.61	Student
7/15/2024	7/12/2024	Fuzzy Feet Llc	5120.00	Student
8/2/2024	8/1/2024	Grammarly Co Gjizcas	144.00	Staff
7/15/2024	7/14/2024	Grammarly Coqgcar6k	144.00	Staff
7/29/2024	7/26/2024	Grand Lux Cafe Venetia	30.23	Staff
7/15/2024	7/12/2024	Grizzly Industrial Pho	29.75	Student
7/15/2024	7/13/2024	Grizzly Industrial Pho	260.15	Student
7/19/2024	7/18/2024	Grizzly Industrial Pho	33.95	Student
7/19/2024	7/18/2024	Grizzly Industrial Pho	795.20	Student
7/26/2024	7/25/2024	Grizzly Industrial Pho	28.95	Student
7/8/2024	7/5/2024	Gustave A Larson Compa	541.08	B&G
7/8/2024	7/5/2024	Gustave A Larson Compa	559.66	B&G
7/10/2024	7/9/2024	Gustave A Larson Compa	200.88	B&G
7/10/2024	7/8/2024	Gustave A Larson Compa	-125.86	B&G
7/10/2024	7/9/2024	Gustave A Larson Compa	31.32	B&G
7/12/2024	7/11/2024	Gustave A Larson Compa	157.96	B&G
7/17/2024	7/16/2024	Gustave A Larson Compa	106.08	B&G

7/17/2024	7/15/2024	Gustave A Larson Compa	58.66	B&G
7/22/2024	7/19/2024	Gustave A Larson Compa	33.16	B&G
7/22/2024	7/19/2024	Gustave A Larson Compa	85.50	B&G
7/22/2024	7/19/2024	Gustave A Larson Compa	212.78	B&G
7/23/2024	7/22/2024	Gustave A Larson Compa	73.71	B&G
7/23/2024	7/22/2024	Gustave A Larson Compa	600.31	B&G
7/24/2024	7/23/2024	Gustave A Larson Compa	30.19	B&G
7/24/2024	7/23/2024	Gustave A Larson Compa	65.72	B&G
7/24/2024	7/23/2024	Gustave A Larson Compa	114.69	B&G
7/26/2024	7/25/2024	Gustave A Larson Compa	25.93	B&G
7/31/2024	7/30/2024	Gustave A Larson Compa	178.58	B&G
7/31/2024	7/30/2024	Gustave A Larson Compa	145.21	B&G
8/1/2024	7/31/2024	Gustave A Larson Compa	51.00	B&G
8/2/2024	8/1/2024	Gustave A Larson Compa	92.16	B&G
7/19/2024	7/18/2024	Hampshire Napa	3.23	Student
7/19/2024	7/18/2024	Hampshire Napa	3.46	Student
7/19/2024	7/18/2024	Hampshire Napa	-3.46	Student
8/5/2024	8/2/2024	Hardees 345	5.58	Staff
8/2/2024	7/31/2024	Hen House Eatery	26.84	Staff
8/2/2024	7/31/2024	Hen House Eatery	23.81	Student
7/15/2024	7/14/2024	Hilton Garden Inn Madi	302.62	Student
7/15/2024	7/14/2024	Hilton Garden Inn Madi	344.82	Student
7/31/2024	7/30/2024	Hines Building Supply	171.84	B&G
7/29/2024	7/26/2024	Hlm Little Green Apple	48.95	Staff
7/11/2024	7/10/2024	Hobby Lobby Ecomm	266.20	Student
7/10/2024	7/8/2024	Hobby-Lobby #520	10.99	Student
7/15/2024	7/11/2024	Hobby-Lobby #520	283.95	Student
7/19/2024	7/17/2024	Hobby-Lobby #520	35.92	Student
7/26/2024	7/24/2024	Hobby-Lobby #520	33.57	Student
8/1/2024	7/30/2024	Hobby-Lobby #520	27.98	Student
8/2/2024	7/31/2024	Hobby-Lobby #520	41.23	Student
7/10/2024	7/8/2024	Homedepot.Com	8.78	B&G
7/10/2024	7/8/2024	Homedepot.Com	17.92	B&G
7/10/2024	7/8/2024	Homedepot.Com	31.24	B&G
7/10/2024	7/8/2024	Homedepot.Com	56.24	B&G
7/10/2024	7/8/2024	Homedepot.Com	92.81	B&G
7/10/2024	7/8/2024	Homedepot.Com	132.86	B&G
7/10/2024	7/8/2024	Homedepot.Com	270.00	B&G
7/10/2024	7/8/2024	Homedepot.Com	379.86	B&G
7/10/2024	7/8/2024	Homedepot.Com	839.76	B&G
7/11/2024	7/9/2024	Homedepot.Com	23.82	B&G
7/11/2024	7/9/2024	Homedepot.Com	161.28	B&G
7/12/2024	7/10/2024	Homedepot.Com	380.20	B&G
7/15/2024	7/11/2024	Homedepot.Com	419.00	B&G
7/15/2024	7/12/2024	Homedepot.Com	41.94	B&G
7/19/2024	7/16/2024	Homedepot.Com	113.86	B&G
7/25/2024	7/23/2024	Homedepot.Com	924.00	B&G

7/29/2024	7/26/2024	Homedepot.Com	894.96	B&G
8/5/2024	8/1/2024	Homedepot.Com	597.51	B&G
8/1/2024	7/31/2024	Homegoods #290	18.39	Student
7/25/2024	7/23/2024	Hotel Arista	7523.35	Staff
8/2/2024	7/31/2024	Hyatt Reg Mnneapolis F	24.70	Staff
8/5/2024	8/1/2024	Hyatt Reg Mnneapolis F	24.65	Staff
8/5/2024	8/2/2024	Hyatt Reg Mnneapolis F	20.72	Staff
8/5/2024	8/1/2024	Hyatt Reg Mnneapolis F	44.15	Staff
8/5/2024	8/1/2024	Hyatt Reg Mnneapolis F	6.72	Staff
8/5/2024	8/1/2024	Hyatt Reg Mnneapolis F	15.68	Staff
7/31/2024	7/30/2024	Hyperstitch	1022.50	Student
7/23/2024	7/22/2024	Iasb	1483.20	Staff
8/5/2024	8/2/2024	Iasb	741.60	Staff
7/30/2024	7/29/2024	Il Fire Marshal Fee	97.14	B&G
7/29/2024	7/26/2024	Il Fornaio - Canaletto	56.49	Staff
7/22/2024	7/19/2024	Illinois Association O	340.00	Staff
7/12/2024	7/11/2024	In Activities For Lea	170.00	Student
7/8/2024	7/5/2024	Jc Licht - 1250 - Algo	30.00	B&G
7/11/2024	7/10/2024	Jc Licht - 1250 - Algo	30.00	B&G
7/17/2024	7/16/2024	Jc Licht - 1250 - Algo	163.12	B&G
7/18/2024	7/17/2024	Jc Licht - 1250 - Algo	162.97	B&G
7/22/2024	7/19/2024	Jc Licht - 1250 - Algo	70.15	B&G
7/29/2024	7/26/2024	Jc Licht - 1250 - Algo	167.41	B&G
7/30/2024	7/29/2024	Jc Licht - 1250 - Algo	71.99	B&G
8/2/2024	8/1/2024	Jc Licht - 1250 - Algo	472.76	B&G
7/15/2024	7/11/2024	Jersey Mikes 27059	33.18	Staff
7/22/2024	7/19/2024	Jersey Mikes 27059	9.25	Staff
8/2/2024	7/31/2024	Jersey Mikes 27059	75.57	Staff
7/18/2024	7/16/2024	Jersey Mikes 27108	132.20	Staff
7/19/2024	7/18/2024	Jersey Mikes Online Uc	231.83	Staff
7/26/2024	7/25/2024	Jersey Mikes Online Uc	359.08	Staff
7/17/2024	7/15/2024	Jewel Osco 1256	19.53	Student
7/18/2024	7/16/2024	Jewel Osco 1306	232.81	Student
7/26/2024	7/24/2024	Jewel Osco 1306	30.96	Student
7/31/2024	7/29/2024	Jewel Osco 2310	224.16	Staff
7/23/2024	7/22/2024	Jimmy Johns - 0466	169.15	Staff
7/12/2024	7/11/2024	Jimmy Johns - 0500	207.97	Student
8/2/2024	8/1/2024	Jimmy Johns - 1826	45.65	Staff
8/1/2024	7/31/2024	Jimmy Johns - 3051 - M	207.97	Staff
8/2/2024	8/1/2024	Jimmy Johns # 190	25.49	Staff
8/5/2024	8/2/2024	Jimmy Johns # 190	16.23	Staff
8/5/2024	8/2/2024	Jimmy Johns # 190	16.68	Staff
8/5/2024	8/2/2024	Jimmy Johns # 190	24.60	Staff
8/2/2024	8/1/2024	Jimmy Johns # 190 - E	148.89	Staff
7/10/2024	7/9/2024	Joann Stores Joann.Com	7.11	Student
7/11/2024	7/10/2024	Joann Stores Joann.Com	38.78	Student
7/15/2024	7/13/2024	Joann Stores Joann.Com	32.87	Student

7/29/2024	7/27/2024	Jotform Inc	195.00	Staff
7/18/2024	7/18/2024	Koala Vacations	143.70	Staff
8/5/2024	8/2/2024	Kosta S Gyros - Algonq	37.07	Staff
8/5/2024	8/2/2024	La Alcancia	110.14	Staff
8/5/2024	8/2/2024	Loves #0345 Inside	18.23	Staff
8/5/2024	8/2/2024	Loves #0345 Inside	9.99	Staff
8/5/2024	8/2/2024	Loves #0345 Inside	14.82	Staff
8/1/2024	7/31/2024	Lowes #01739	311.50	B&G
8/1/2024	7/31/2024	Lowes #01739	182.16	B&G
8/1/2024	7/31/2024	Lowes #01739	197.19	B&G
8/1/2024	7/31/2024	Lowes #01739	-197.19	B&G
7/23/2024	7/22/2024	Lrp Publications	735.00	Staff
8/2/2024	8/1/2024	Ls Central Sod Farms	19.20	B&G
8/2/2024	7/31/2024	Masa & Agave Breva	172.11	Staff
7/29/2024	7/25/2024	McAlisters 101345	239.75	Staff
7/29/2024	7/26/2024	McAlisters 101345	71.90	Staff
8/1/2024	7/30/2024	McAlisters 101345	228.89	Staff
8/5/2024	8/1/2024	McAlisters 101345	586.48	Staff
7/12/2024	7/11/2024	McDonalds F13651	212.56	Student
7/22/2024	7/19/2024	McDonalds F13651	33.28	Student
7/22/2024	7/19/2024	McDonalds F13651	119.45	Student
7/29/2024	7/26/2024	McDonalds F22889	81.55	Student
7/31/2024	7/30/2024	McDonalds F37935	10.54	Staff
7/31/2024	7/30/2024	McDonalds F37935	7.58	Staff
7/26/2024	7/25/2024	Meijer # 206	27.45	Staff
7/15/2024	7/14/2024	Meijer # 206	64.85	Student
7/17/2024	7/16/2024	Meijer # 206	41.98	Student
7/25/2024	7/24/2024	Meijer # 206	117.00	Student
7/10/2024	7/8/2024	Menards Carpentersvill	17.97	B&G
7/10/2024	7/8/2024	Menards Carpentersvill	32.88	B&G
7/11/2024	7/9/2024	Menards Carpentersvill	47.96	B&G
7/11/2024	7/9/2024	Menards Carpentersvill	135.60	B&G
7/12/2024	7/10/2024	Menards Carpentersvill	32.56	B&G
7/12/2024	7/10/2024	Menards Carpentersvill	47.95	B&G
7/12/2024	7/10/2024	Menards Carpentersvill	8932.30	B&G
7/15/2024	7/13/2024	Menards Carpentersvill	62.60	B&G
7/15/2024	7/12/2024	Menards Carpentersvill	104.14	B&G
7/15/2024	7/11/2024	Menards Carpentersvill	17.56	B&G
7/17/2024	7/15/2024	Menards Carpentersvill	117.72	B&G
7/17/2024	7/15/2024	Menards Carpentersvill	318.68	B&G
7/17/2024	7/15/2024	Menards Carpentersvill	128.25	B&G
7/17/2024	7/15/2024	Menards Carpentersvill	215.78	B&G
7/18/2024	7/16/2024	Menards Carpentersvill	26.88	B&G
7/18/2024	7/16/2024	Menards Carpentersvill	67.89	B&G
7/18/2024	7/16/2024	Menards Carpentersvill	87.06	B&G
7/19/2024	7/17/2024	Menards Carpentersvill	19.94	B&G
7/19/2024	7/17/2024	Menards Carpentersvill	55.45	B&G

7/22/2024	7/18/2024	Menards Carpentersvill	33.43	B&G
7/22/2024	7/19/2024	Menards Carpentersvill	33.53	B&G
7/22/2024	7/19/2024	Menards Carpentersvill	17.89	B&G
7/22/2024	7/20/2024	Menards Carpentersvill	90.90	B&G
7/25/2024	7/23/2024	Menards Carpentersvill	38.96	B&G
7/29/2024	7/25/2024	Menards Carpentersvill	47.99	B&G
7/29/2024	7/25/2024	Menards Carpentersvill	-47.99	B&G
7/29/2024	7/25/2024	Menards Carpentersvill	45.48	B&G
7/31/2024	7/29/2024	Menards Carpentersvill	39.99	B&G
7/31/2024	7/29/2024	Menards Carpentersvill	27.02	B&G
7/31/2024	7/29/2024	Menards Carpentersvill	19.76	B&G
8/1/2024	7/30/2024	Menards Carpentersvill	113.88	B&G
8/2/2024	7/31/2024	Menards Carpentersvill	60.78	B&G
8/2/2024	7/31/2024	Menards Carpentersvill	20.80	B&G
8/2/2024	7/31/2024	Menards Carpentersvill	121.95	B&G
8/5/2024	8/2/2024	Menards Carpentersvill	50.50	B&G
8/5/2024	8/1/2024	Menards Carpentersvill	63.65	B&G
8/5/2024	8/2/2024	Menards Carpentersvill	441.91	B&G
8/5/2024	8/1/2024	Menards Carpentersvill	567.86	B&G
8/5/2024	8/1/2024	Menards Carpentersvill	47.54	B&G
7/11/2024	7/10/2024	Meson Sabika	200.00	Staff
7/22/2024	7/21/2024	Meson Sabika	1501.02	Staff
7/15/2024	7/12/2024	Metal Supermarkets	2043.09	Staff
7/23/2024	7/22/2024	Michaels Stores 4802	24.58	Student
8/2/2024	8/1/2024	Michaels Stores 4802	42.08	Student
7/23/2024	7/22/2024	Morettis Pizza Pub	163.37	Staff
8/2/2024	8/1/2024	Mvp Media Network	329.00	Staff
7/19/2024	7/18/2024	Napa Auto Parts	122.00	Student
7/29/2024	7/26/2024	Napa Auto Parts	53.40	Student
7/16/2024	7/15/2024	Niaaa	390.00	Student
8/2/2024	7/30/2024	Normandy Kitchen	49.27	Staff
7/26/2024	7/24/2024	North Of The Border	56.81	Staff
7/23/2024	7/22/2024	Northfield 213 Morris	162.92	Student
8/5/2024	8/4/2024	Officemax/Depot 6370	169.22	Staff
7/11/2024	7/10/2024	Officemax/Depot 6370	132.45	Student
7/31/2024	7/30/2024	Officemax/Depot 6370	17.98	Student
7/10/2024	7/9/2024	Openai Chatgpt Subscr	20.00	Staff
7/15/2024	7/12/2024	Openai Chatgpt Subscr	20.00	Staff
7/19/2024	7/18/2024	Openai Chatgpt Subscr	20.00	Staff
7/26/2024	7/25/2024	Openai Chatgpt Subscr	20.00	Staff
7/25/2024	7/24/2024	Panda Express #498	14.91	Staff
7/9/2024	7/9/2024	Panera Bread #203286 O	336.18	Staff
7/10/2024	7/10/2024	Panera Bread #203286 O	723.90	Staff
7/11/2024	7/11/2024	Panera Bread #203286 O	452.73	Staff
7/24/2024	7/24/2024	Panera Bread #203286 O	321.55	Staff
7/26/2024	7/25/2024	Panera Bread #203286 O	308.85	Staff
7/24/2024	7/23/2024	Panera Bread #203291 P	29.26	Staff

8/2/2024	8/1/2024	Panera Bread #203291 P	69.71	Staff
7/12/2024	7/11/2024	Panera Bread #204017 P	85.56	Staff
7/12/2024	7/12/2024	Panera Bread #204091 O	105.66	Staff
7/24/2024	7/24/2024	Panera Bread #204091 O	100.82	Staff
7/31/2024	7/31/2024	Panera Bread #204091 O	78.43	Staff
8/2/2024	8/2/2024	Panera Bread #204091 O	511.32	Staff
7/12/2024	7/11/2024	Panera Bread #204091 P	38.72	Staff
7/17/2024	7/17/2024	Panera Bread #204098 O	586.77	Staff
7/17/2024	7/17/2024	Panera Bread #204098 O	852.09	Staff
7/19/2024	7/19/2024	Panera Bread #204098 O	391.78	Staff
8/1/2024	8/1/2024	Panera Bread #204098 O	195.66	Staff
8/1/2024	7/31/2024	Papa Saverios - Huntle	177.52	Staff
7/26/2024	7/25/2024	Party City 5318	12.00	Student
8/1/2024	7/31/2024	Party City 5318	18.00	Student
8/1/2024	7/31/2024	Party City 5318	19.80	Student
7/26/2024	7/25/2024	Paypal Stcharlessi	500.00	Student
7/16/2024	7/15/2024	Pivotal Weather-Llc	9.99	B&G
8/5/2024	8/1/2024	Pizza Luce	28.87	Staff
8/5/2024	8/4/2024	Portillos Algonquin #8	165.56	Staff
7/29/2024	7/26/2024	Portillos Hot Dogs #23	50.00	Staff
7/15/2024	7/14/2024	Potbelly #16	38.80	Staff
8/2/2024	7/31/2024	Potbelly #174	459.45	Staff
8/5/2024	8/1/2024	Potbelly #57	16.67	Staff
8/1/2024	7/31/2024	Poukei	20.37	Staff
8/1/2024	7/31/2024	Poukei	19.98	Staff
8/2/2024	7/31/2024	Qdoba 2932	14.20	Staff
7/11/2024	7/9/2024	Quickscrews Internatio	423.81	B&G
7/18/2024	7/17/2024	Ralph Helm	475.83	B&G
7/11/2024	7/9/2024	Randall Roadhouse	167.42	Staff
7/11/2024	7/10/2024	Randall Roadhouse	118.25	Staff
7/12/2024	7/11/2024	Randall Roadhouse	252.28	Staff
7/16/2024	7/15/2024	Randall Roadhouse	1275.19	Staff
7/17/2024	7/15/2024	Randall Roadhouse	472.42	Staff
8/2/2024	8/1/2024	Randall Roadhouse	1480.85	Staff
7/24/2024	7/23/2024	Red Robin No 343	132.52	Staff
8/1/2024	8/1/2024	Red Robin No 343	338.02	Staff
8/2/2024	8/2/2024	Red Robin No 343	263.80	Staff
7/18/2024	7/17/2024	Red Wing Shoes #955	21.12	B&G
7/19/2024	7/18/2024	Red Wing Shoes #955	48.98	B&G
7/23/2024	7/22/2024	Red Wing Shoes #955	80.98	B&G
7/24/2024	7/23/2024	Red Wing Shoes #955	83.48	B&G
7/25/2024	7/24/2024	Red Wing Shoes #955	-1.99	Staff
7/25/2024	7/24/2024	Red Wing Shoes #955	25.47	Staff
7/12/2024	7/10/2024	Residence Inn Sprgfld	283.86	Staff
7/31/2024	7/30/2024	Rosati Carpentersville	283.76	Staff
7/17/2024	7/15/2024	Rosatis Pizza Hampshir	61.28	Staff
8/5/2024	8/1/2024	Rosatis Pizza Hampshir	127.95	Staff

7/26/2024	7/25/2024	Russo Power Equipment	434.24	B&G
7/25/2024	7/23/2024	Sals Pizza Company	695.71	Staff
8/5/2024	8/2/2024	Sams Club #6339	58.94	Staff
7/22/2024	7/21/2024	Sams Club #8297	64.68	Student
8/1/2024	7/31/2024	Samsclub #6339	401.02	Student
8/5/2024	8/3/2024	Samsclub #8297	598.84	Student
8/5/2024	8/2/2024	Samsclub.Com	352.00	Staff
7/25/2024	7/24/2024	Settini	3009.14	Staff
7/29/2024	7/26/2024	Settini	-3009.14	Staff
8/1/2024	7/30/2024	Shell Oil 12434854001	10.37	Staff
7/11/2024	7/10/2024	Sherwin Williams 70304	75.60	B&G
7/26/2024	7/25/2024	Sherwin Williams 70320	496.80	B&G
7/22/2024	7/21/2024	Short Stacks Ltd	55.95	Staff
7/18/2024	7/17/2024	Signarama Carpentersvi	135.00	Staff
7/30/2024	7/29/2024	Siteone Landscape Supp	151.50	B&G
7/19/2024	7/18/2024	Sp Tonies Us	531.17	Staff
7/19/2024	7/18/2024	Sp Tonies Us	106.21	Staff
7/19/2024	7/18/2024	Sp Tonies Us	424.96	Staff
7/22/2024	7/19/2024	Sp Tonies Us	398.38	Staff
7/22/2024	7/19/2024	Sp Tonies Us	106.21	Staff
7/22/2024	7/19/2024	Sp Tonies Us	424.96	Staff
7/19/2024	7/18/2024	Sp Tonies Us	531.17	Student
7/9/2024	7/8/2024	Sp Wipebook Corp.	413.93	Student
7/17/2024	7/16/2024	Spi Directv Service	119.99	B&G
8/2/2024	8/1/2024	Sq Avid Summer Minnea	340.00	Staff
7/18/2024	7/17/2024	Sq Dukes Blues-N-Bbq	7625.00	Staff
8/1/2024	7/31/2024	Sq Dunn Brothers Coff	7.72	Staff
8/2/2024	8/1/2024	Sq Dunn Brothers Coff	7.28	Staff
8/2/2024	8/1/2024	Sq Dunn Brothers Coff	17.08	Staff
8/5/2024	8/2/2024	Sq Dunn Brothers Coff	3.92	Staff
8/5/2024	8/2/2024	Sq Dunn Brothers Coff	8.28	Staff
8/5/2024	8/2/2024	Sq Dunn Brothers Coff	7.28	Staff
7/9/2024	7/8/2024	Sq Roll N Donuts	50.50	Staff
7/22/2024	7/20/2024	Sq Sweetness Cookie C	367.50	Student
8/1/2024	7/31/2024	Starbucks 71821	15.46	Staff
8/1/2024	7/31/2024	Starbucks 71821	14.24	Staff
8/2/2024	8/1/2024	Starbucks 71821	11.59	Staff
8/2/2024	8/1/2024	Starbucks 71821	18.89	Staff
7/25/2024	7/24/2024	Steiner Elec Rockford	248.88	B&G
7/15/2024	7/11/2024	Steiner Elec St Charle	1368.19	B&G
8/2/2024	8/1/2024	Steiner Elec St Charle	1221.44	B&G
7/25/2024	7/23/2024	Tacos & Ritas Venetian	25.94	Staff
7/15/2024	7/13/2024	Target 00008409	71.98	Staff
8/1/2024	7/31/2024	Target 00011668	199.80	Student
8/1/2024	7/31/2024	Target 00013755	4.69	Staff
8/5/2024	8/2/2024	Target 00013755	14.38	Staff
7/8/2024	7/5/2024	Target 00018010	45.00	Student

7/8/2024	7/5/2024	Target 00018010	94.10	Student
7/9/2024	7/8/2024	Target 00018010	45.00	Student
7/16/2024	7/15/2024	Target 00018010	45.26	Student
7/18/2024	7/17/2024	Target 00018010	81.86	Student
7/19/2024	7/18/2024	Target 00018010	211.98	Student
7/22/2024	7/19/2024	Target 00018010	71.36	Student
7/23/2024	7/22/2024	Target 00018010	270.79	Student
7/23/2024	7/22/2024	Target 00018010	43.38	Student
7/25/2024	7/24/2024	Target 00018010	188.96	Student
7/30/2024	7/29/2024	Target 00018010	80.79	Student
7/31/2024	7/30/2024	Target 00018010	117.69	Student
7/31/2024	7/30/2024	Target 00018010	70.79	Student
8/2/2024	8/1/2024	Target 00018010	185.43	Student
8/5/2024	8/4/2024	Target 00018010	59.98	Student
8/5/2024	8/3/2024	Target 00018010	49.86	Student
8/5/2024	8/3/2024	Target 00019125	90.00	Staff
7/16/2024	7/15/2024	Target 00020875	59.92	Student
7/24/2024	7/23/2024	Target 00021220	19.99	Student
7/15/2024	7/11/2024	Taylor St Pizza Algonq	170.63	Staff
7/30/2024	7/26/2024	Taylor St Pizza Algonq	243.44	Staff
7/9/2024	7/8/2024	Taylor Street Pizza Of	36.47	Staff
8/2/2024	8/1/2024	Taylor Street Pizza Of	76.45	Staff
8/5/2024	8/2/2024	Textmagic.Com	20.00	Staff
7/25/2024	7/24/2024	The Coffee Bean & Tea	1.00	Staff
8/1/2024	7/30/2024	The Home Depot #1920	479.79	B&G
8/5/2024	8/2/2024	The Home Depot #1920	146.92	B&G
7/10/2024	7/8/2024	The Home Depot #1934	49.67	B&G
7/17/2024	7/15/2024	The Home Depot #1934	706.88	B&G
7/31/2024	7/29/2024	The Home Depot #1934	35.73	B&G
7/31/2024	7/29/2024	The Home Depot #1934	-35.73	B&G
7/8/2024	7/5/2024	The Home Depot #1940	250.50	B&G
7/10/2024	7/8/2024	The Home Depot #1940	10.28	B&G
7/10/2024	7/8/2024	The Home Depot #1940	36.59	B&G
7/10/2024	7/8/2024	The Home Depot #1940	388.55	B&G
7/10/2024	7/8/2024	The Home Depot #1940	23.97	B&G
7/10/2024	7/8/2024	The Home Depot #1940	31.76	B&G
7/10/2024	7/8/2024	The Home Depot #1940	29.94	B&G
7/11/2024	7/9/2024	The Home Depot #1940	99.89	B&G
7/11/2024	7/9/2024	The Home Depot #1940	24.73	B&G
7/11/2024	7/9/2024	The Home Depot #1940	134.59	B&G
7/11/2024	7/9/2024	The Home Depot #1940	60.47	B&G
7/11/2024	7/9/2024	The Home Depot #1940	46.11	B&G
7/15/2024	7/12/2024	The Home Depot #1940	131.86	B&G
7/15/2024	7/13/2024	The Home Depot #1940	204.10	B&G
7/15/2024	7/11/2024	The Home Depot #1940	108.32	B&G
7/15/2024	7/11/2024	The Home Depot #1940	99.98	B&G
7/17/2024	7/15/2024	The Home Depot #1940	142.48	B&G

7/18/2024	7/16/2024	The Home Depot #1940	414.74	B&G
7/18/2024	7/16/2024	The Home Depot #1940	998.00	B&G
7/18/2024	7/16/2024	The Home Depot #1940	88.87	B&G
7/18/2024	7/16/2024	The Home Depot #1940	284.96	B&G
7/18/2024	7/16/2024	The Home Depot #1940	149.00	B&G
7/19/2024	7/17/2024	The Home Depot #1940	97.05	B&G
7/19/2024	7/17/2024	The Home Depot #1940	97.52	B&G
7/22/2024	7/18/2024	The Home Depot #1940	32.52	B&G
7/22/2024	7/18/2024	The Home Depot #1940	56.20	B&G
7/22/2024	7/19/2024	The Home Depot #1940	76.75	B&G
7/22/2024	7/18/2024	The Home Depot #1940	7.50	B&G
7/22/2024	7/19/2024	The Home Depot #1940	44.11	B&G
7/22/2024	7/19/2024	The Home Depot #1940	35.92	B&G
7/23/2024	7/21/2024	The Home Depot #1940	21.93	B&G
7/24/2024	7/22/2024	The Home Depot #1940	637.89	B&G
7/24/2024	7/22/2024	The Home Depot #1940	15.72	B&G
7/25/2024	7/23/2024	The Home Depot #1940	42.18	B&G
7/25/2024	7/23/2024	The Home Depot #1940	26.94	B&G
7/25/2024	7/23/2024	The Home Depot #1940	39.61	B&G
7/29/2024	7/26/2024	The Home Depot #1940	15.96	B&G
7/29/2024	7/25/2024	The Home Depot #1940	319.25	B&G
7/29/2024	7/26/2024	The Home Depot #1940	15.72	B&G
7/29/2024	7/25/2024	The Home Depot #1940	291.73	B&G
7/29/2024	7/27/2024	The Home Depot #1940	273.76	B&G
7/29/2024	7/27/2024	The Home Depot #1940	742.11	B&G
7/29/2024	7/26/2024	The Home Depot #1940	59.59	B&G
7/30/2024	7/28/2024	The Home Depot #1940	231.93	B&G
7/31/2024	7/29/2024	The Home Depot #1940	383.21	B&G
7/31/2024	7/29/2024	The Home Depot #1940	52.29	B&G
7/31/2024	7/29/2024	The Home Depot #1940	164.10	B&G
7/31/2024	7/29/2024	The Home Depot #1940	36.17	B&G
7/31/2024	7/29/2024	The Home Depot #1940	359.02	B&G
8/1/2024	7/30/2024	The Home Depot #1940	554.76	B&G
8/1/2024	7/30/2024	The Home Depot #1940	11.09	B&G
8/1/2024	7/30/2024	The Home Depot #1940	244.25	B&G
8/1/2024	7/30/2024	The Home Depot #1940	56.85	B&G
8/2/2024	7/31/2024	The Home Depot #1940	101.89	B&G
8/5/2024	8/1/2024	The Home Depot #1940	379.65	B&G
8/5/2024	8/1/2024	The Home Depot #1940	-36.85	B&G
8/5/2024	8/1/2024	The Home Depot #1940	41.79	B&G
8/5/2024	8/1/2024	The Home Depot #1940	184.64	B&G
8/5/2024	8/2/2024	The Home Depot #1940	4.97	B&G
8/5/2024	8/1/2024	The Home Depot #1940	130.35	B&G
8/5/2024	8/2/2024	The Home Depot #1940	127.52	B&G
8/5/2024	8/3/2024	The Home Depot #1940	13.87	B&G
8/5/2024	8/3/2024	The Home Depot #1940	78.43	B&G
8/5/2024	8/2/2024	The Home Depot #1940	23.79	B&G

7/8/2024	7/6/2024	The Home Depot #1940	59.92	Staff
7/11/2024	7/9/2024	The Home Depot #1940	28.13	Staff
7/12/2024	7/10/2024	The Home Depot #1940	34.70	Staff
7/15/2024	7/11/2024	The Home Depot #1940	49.82	Staff
7/19/2024	7/17/2024	The Home Depot #1940	4.90	Staff
8/5/2024	8/3/2024	The Home Depot #1940	69.80	Staff
7/10/2024	7/8/2024	The Home Depot #1948	34.88	B&G
7/11/2024	7/9/2024	The Home Depot #1948	167.59	B&G
7/12/2024	7/10/2024	The Home Depot #1948	91.89	B&G
7/12/2024	7/10/2024	The Home Depot #1948	109.90	B&G
7/15/2024	7/11/2024	The Home Depot #1948	537.42	B&G
7/18/2024	7/16/2024	The Home Depot #1948	271.66	B&G
7/19/2024	7/17/2024	The Home Depot #1948	8.97	B&G
7/19/2024	7/17/2024	The Home Depot #1948	41.91	B&G
7/22/2024	7/18/2024	The Home Depot #1948	116.67	B&G
7/22/2024	7/18/2024	The Home Depot #1948	288.85	B&G
7/22/2024	7/19/2024	The Home Depot #1948	75.00	B&G
7/22/2024	7/19/2024	The Home Depot #1948	163.86	B&G
7/23/2024	7/21/2024	The Home Depot #1948	29.19	B&G
7/24/2024	7/22/2024	The Home Depot #1948	20.00	B&G
7/25/2024	7/23/2024	The Home Depot #1948	117.02	B&G
7/25/2024	7/23/2024	The Home Depot #1948	155.88	B&G
7/25/2024	7/23/2024	The Home Depot #1948	189.96	B&G
7/26/2024	7/24/2024	The Home Depot #1948	212.88	B&G
7/26/2024	7/24/2024	The Home Depot #1948	17.96	B&G
7/29/2024	7/25/2024	The Home Depot #1948	60.94	B&G
7/29/2024	7/26/2024	The Home Depot #1948	56.88	B&G
7/31/2024	7/29/2024	The Home Depot #1948	273.60	B&G
8/1/2024	7/30/2024	The Home Depot #1948	167.00	B&G
8/1/2024	7/30/2024	The Home Depot #1948	559.76	B&G
8/5/2024	8/1/2024	The Home Depot #1948	183.15	B&G
8/5/2024	8/1/2024	The Home Depot #1948	213.28	B&G
8/5/2024	8/1/2024	The Home Depot #1948	15.39	B&G
8/5/2024	8/1/2024	The Home Depot #1948	278.71	B&G
7/15/2024	7/13/2024	The Home Depot #1948	185.56	Staff
7/18/2024	7/16/2024	The Home Depot #1948	72.41	Staff
7/24/2024	7/22/2024	The Home Depot #1948	49.95	Staff
7/24/2024	7/22/2024	The Home Depot #1948	46.37	Staff
8/5/2024	8/2/2024	The Home Depot #1948	120.95	Staff
7/17/2024	7/15/2024	The Home Depot #1981	269.12	B&G
7/18/2024	7/17/2024	The Hoxton Chicago	828.58	Staff
7/18/2024	7/17/2024	The Hoxton Chicago	828.58	Staff
7/18/2024	7/17/2024	The Hoxton Chicago	828.58	Staff
7/25/2024	7/24/2024	The Il Assoc Of School	154.50	Staff
8/2/2024	7/31/2024	The News Room Inc	27.51	Staff
7/29/2024	7/26/2024	The Venetian Pool Bar	23.59	Staff
7/22/2024	7/19/2024	Thomas Scientific Hold	21.74	Student

7/19/2024	7/17/2024	Thorntons #0342	21.83	Student
7/24/2024	7/23/2024	Tonies Us	265.58	Staff
7/31/2024	7/30/2024	Top Golf Bay Reservati	9.62	Student
7/31/2024	7/30/2024	Top Golf Bay Reservati	24.44	Student
8/1/2024	7/30/2024	Top Golf Schaumburg 62	273.31	Student
8/1/2024	7/30/2024	Top Golf Schaumburg 62	98.90	Student
7/11/2024	7/10/2024	Tractor Supply # 131	50.91	B&G
8/1/2024	7/31/2024	Tractor Supply # 131	23.98	B&G
7/15/2024	7/11/2024	Trane Supply-112420	58.84	B&G
7/15/2024	7/11/2024	Trane Supply-112420	69.86	B&G
7/15/2024	7/12/2024	Trane Supply-112420	145.99	B&G
7/19/2024	7/17/2024	Trane Supply-112420	101.62	B&G
7/24/2024	7/22/2024	Trane Supply-112420	18.09	B&G
7/29/2024	7/25/2024	Trane Supply-112420	182.80	B&G
7/29/2024	7/25/2024	Trane Supply-112420	515.86	B&G
8/5/2024	8/1/2024	Trane Supply-112420	55.74	B&G
8/5/2024	8/1/2024	Trane Supply-112420	84.95	B&G
7/26/2024	7/24/2024	Trattoria Reggiano Ven	43.62	Staff
8/2/2024	8/1/2024	Tribute Store Flowers	102.93	Staff
7/15/2024	7/12/2024	Tst Algonquin Sub Sho	77.99	Staff
7/29/2024	7/26/2024	Tst Algonquin Sub Sho	1045.00	Staff
8/2/2024	8/1/2024	Tst Brits	27.19	Staff
8/2/2024	8/1/2024	Tst Brits	24.02	Staff
8/1/2024	8/1/2024	Tst Caribou Coffee -	13.73	Staff
8/2/2024	8/1/2024	Tst Caribou Coffee -	11.06	Staff
8/5/2024	8/3/2024	Tst Caribou Coffee -	13.90	Staff
8/5/2024	8/3/2024	Tst Caribou Coffee -	11.29	Staff
8/2/2024	8/1/2024	Tst Daves Downtown - M	17.72	Staff
8/2/2024	8/1/2024	Tst Daves Downtown - M	18.59	Staff
8/2/2024	8/1/2024	Tst Daves Downtown - M	21.66	Staff
8/5/2024	8/2/2024	Tst Daves Downtown - M	21.48	Staff
8/1/2024	7/31/2024	Tst Eggys Diner - Minn	18.34	Staff
8/5/2024	8/2/2024	Tst Eggys Diner - Minn	24.85	Staff
7/24/2024	7/23/2024	Tst El Fuego Tacos An	180.00	Staff
7/29/2024	7/26/2024	Tst El Fuego Tacos An	990.00	Staff
8/1/2024	7/30/2024	Tst Hells Kitchen - M	23.19	Staff
8/1/2024	7/30/2024	Tst Hells Kitchen - M	39.77	Staff
8/2/2024	7/31/2024	Tst Hells Kitchen - Mi	34.70	Staff
8/5/2024	8/1/2024	Tst Hells Kitchen - Mi	117.20	Staff
8/1/2024	7/31/2024	Tst Mackenzie Pub	34.06	Staff
7/11/2024	7/10/2024	Tst Maple And Hash Du	97.56	Staff
7/11/2024	7/10/2024	Tst Nikos Tavern Neig	102.46	Staff
8/2/2024	7/31/2024	Tst Owamni	192.33	Staff
7/22/2024	7/18/2024	Tst Pickle Haus	3525.18	Staff
7/24/2024	7/22/2024	Tst Pickle Haus	504.43	Staff
7/29/2024	7/26/2024	Tst Pickle Haus	504.42	Staff
8/5/2024	8/2/2024	Tst Red Rabbit - Minne	27.44	Staff

8/5/2024	8/2/2024	Tst Red Rabbit - Minne	37.31	Staff
7/15/2024	7/12/2024	Tst Southern Belles-	317.04	Staff
7/23/2024	7/22/2024	Tst Tequila Vals - Ea	95.50	Staff
8/1/2024	8/1/2024	Tst The Devils Advoc	26.87	Staff
8/1/2024	7/31/2024	Tst The Local - Nicoll	25.11	Staff
8/2/2024	8/1/2024	Tst The Nicollet Dine	142.57	Staff
8/2/2024	8/2/2024	Tst Toms Watch Bar -	25.43	Staff
7/26/2024	7/25/2024	Tst Tonys Cafe - Crys	900.00	Staff
7/15/2024	7/14/2024	Uber Eats Eats	37.01	Staff
7/24/2024	7/23/2024	Uber Trip	50.81	Staff
7/24/2024	7/24/2024	Uber Trip	23.38	Staff
7/29/2024	7/27/2024	Uber Trip	19.77	Staff
7/29/2024	7/27/2024	Uber Trip	74.50	Staff
8/1/2024	8/1/2024	Uber Trip	7.50	Staff
8/2/2024	8/1/2024	Uber Trip	13.91	Staff
7/18/2024	7/17/2024	Udemy Subscription	35.00	Staff
7/15/2024	7/13/2024	Uline Ship Supplies	1758.90	B&G
7/24/2024	7/22/2024	United 01644199932675	40.00	Staff
7/29/2024	7/25/2024	United 01644208264241	40.00	Staff
7/29/2024	7/27/2024	Venetian/Palazzo Frt D	-150.00	Staff
7/29/2024	7/27/2024	Venetian/Palazzo Frt D	-150.00	Staff
7/29/2024	7/28/2024	Venetian/Palazzo Frt D	-150.00	Staff
7/10/2024	7/8/2024	Village Pizza & Pub	133.96	Staff
7/11/2024	7/9/2024	Village Pizza & Pub	142.00	Staff
7/31/2024	7/29/2024	Village Pizza & Pub	128.00	Staff
8/5/2024	8/2/2024	Village Pizza & Pub	49.00	Staff
7/19/2024	7/18/2024	Vrbo Fee	59.00	Staff
7/19/2024	7/19/2024	Vwr International Inc	1957.50	Student
7/23/2024	7/23/2024	Vwr International Inc	434.70	Student
7/29/2024	7/27/2024	Vwr International Inc	588.60	Student
7/30/2024	7/30/2024	Vwr International Inc	225.00	Student
7/19/2024	7/18/2024	Walgreens #7457	38.95	Student
7/22/2024	7/19/2024	Walgreens #7457	23.37	Student
7/8/2024	7/7/2024	Wal-Mart #1401	15.66	Student
7/10/2024	7/9/2024	Wal-Mart #1531	74.19	Staff
7/11/2024	7/10/2024	Wal-Mart #1531	3.64	Student
7/17/2024	7/16/2024	Wal-Mart #1531	183.58	Student
7/17/2024	7/16/2024	Wal-Mart #1531	80.03	Student
7/17/2024	7/16/2024	Wal-Mart #1531	16.02	Student
7/18/2024	7/17/2024	Wal-Mart #1531	80.26	Student
7/18/2024	7/17/2024	Wal-Mart #1531	150.41	Student
7/18/2024	7/17/2024	Wal-Mart #1531	61.96	Student
7/19/2024	7/18/2024	Wal-Mart #1531	108.39	Student
7/24/2024	7/23/2024	Wal-Mart #1531	34.64	Student
7/24/2024	7/23/2024	Wal-Mart #1531	47.42	Student
7/25/2024	7/24/2024	Wal-Mart #1531	151.42	Student
7/25/2024	7/24/2024	Wal-Mart #1531	162.75	Student

7/26/2024	7/25/2024	Wal-Mart #1531	21.56	Student
7/30/2024	7/29/2024	Wal-Mart #1531	160.60	Student
7/30/2024	7/29/2024	Wal-Mart #1531	173.86	Student
7/31/2024	7/30/2024	Wal-Mart #1531	15.30	Student
8/1/2024	7/31/2024	Wal-Mart #1531	44.19	Student
8/1/2024	7/31/2024	Wal-Mart #1531	96.90	Student
8/1/2024	7/31/2024	Wal-Mart #1531	97.30	Student
8/2/2024	8/1/2024	Wal-Mart #1531	21.74	Student
8/1/2024	7/31/2024	Wal-Mart #2815	75.94	Student
7/9/2024	7/8/2024	Wal-Mart #4641	654.40	Student
7/19/2024	7/18/2024	Wal-Mart #4641	29.75	Student
7/31/2024	7/30/2024	Wal-Mart #4641	33.40	Student
8/1/2024	7/31/2024	Wal-Mart #4641	63.48	Student
8/1/2024	7/31/2024	Wal-Mart #4641	121.56	Student
7/9/2024	7/8/2024	Wal-Mart #5060	184.80	Student
7/9/2024	7/8/2024	Wal-Mart #5060	8.44	Student
7/9/2024	7/8/2024	Wal-Mart #5060	39.76	Student
7/19/2024	7/18/2024	Wal-Mart #5060	177.86	Student
7/22/2024	7/19/2024	Wal-Mart #5060	331.13	Student
7/22/2024	7/19/2024	Wal-Mart #5060	294.59	Student
7/23/2024	7/22/2024	Wal-Mart #5060	172.78	Student
7/24/2024	7/23/2024	Wal-Mart #5060	37.86	Student
7/26/2024	7/25/2024	Wal-Mart #5060	433.44	Student
8/2/2024	8/1/2024	Wal-Mart #5060	29.26	Student
8/2/2024	8/1/2024	Wal-Mart #5060	7.52	Student
8/2/2024	8/1/2024	Wal-Mart #5060	122.38	Student
8/5/2024	8/2/2024	Wal-Mart #5060	79.00	Student
7/10/2024	7/9/2024	Walmart.Com	209.91	Student
7/10/2024	7/9/2024	Walmart.Com	241.28	Student
7/11/2024	7/10/2024	Walmart.Com	7.00	Student
7/12/2024	7/11/2024	Walmart.Com	29.27	Student
7/12/2024	7/11/2024	Walmart.Com	357.15	Student
7/15/2024	7/12/2024	Walmart.Com	7.88	Student
7/15/2024	7/12/2024	Walmart.Com	47.52	Student
7/15/2024	7/12/2024	Walmart.Com	56.24	Student
7/15/2024	7/12/2024	Walmart.Com	82.39	Student
7/15/2024	7/13/2024	Walmart.Com	105.00	Student
7/15/2024	7/14/2024	Walmart.Com	206.08	Student
7/16/2024	7/15/2024	Walmart.Com	49.41	Student
7/24/2024	7/23/2024	Walmart.Com	31.92	Student
7/24/2024	7/23/2024	Walmart.Com	46.22	Student
7/25/2024	7/24/2024	Walmart.Com	-46.22	Student
7/29/2024	7/28/2024	Walmart.Com	139.99	Student
8/5/2024	8/2/2024	Wendys #0031	14.55	Staff
7/19/2024	7/18/2024	West Side Electric Sup	180.77	B&G
7/19/2024	7/18/2024	West Side Electric Sup	266.71	B&G
7/10/2024	7/9/2024	Wm Supercenter #1413	42.22	Student

7/17/2024	7/16/2024	Wm Supercenter #1413	172.66	Student
8/5/2024	8/3/2024	Wm Supercenter #1413	122.03	Student
7/17/2024	7/16/2024	Wm Supercenter #1814	54.60	Student
7/8/2024	7/5/2024	Wm Supercenter #4641	152.41	Student
7/17/2024	7/16/2024	Wm Supercenter #4641	81.90	Student
8/1/2024	7/31/2024	Wm Supercenter #4641	57.43	Student
7/9/2024	7/8/2024	Wm Supercenter #5060	43.80	Student
7/12/2024	7/11/2024	Wm Supercenter #5060	89.52	Student
7/12/2024	7/11/2024	Wm Supercenter #5060	24.44	Student
7/15/2024	7/12/2024	Wm Supercenter #5060	135.10	Student
7/17/2024	7/16/2024	Wm Supercenter #5060	92.82	Student
7/18/2024	7/17/2024	Wm Supercenter #5060	6.27	Student
7/19/2024	7/18/2024	Wm Supercenter #5060	186.93	Student
7/22/2024	7/19/2024	Wm Supercenter #5060	351.36	Student
7/22/2024	7/20/2024	Wm Supercenter #5060	86.54	Student
7/23/2024	7/22/2024	Wm Supercenter #5060	23.69	Student
7/24/2024	7/23/2024	Wm Supercenter #5060	46.30	Student
7/26/2024	7/25/2024	Wm Supercenter #5060	38.91	Student
8/2/2024	8/1/2024	Wm Supercenter #5060	26.47	Student
8/5/2024	8/4/2024	Wm Supercenter #5060	16.62	Student
7/17/2024	7/16/2024	Woodspring Suites Elgi	624.89	Staff
7/19/2024	7/18/2024	Woodspring Suites Elgi	357.08	Staff
7/29/2024	7/18/2024	Woodspring Suites Elgi	-624.89	Staff
8/1/2024	7/31/2024	Wp Lawnpartyrental Vcp	154.00	Staff
7/17/2024	7/16/2024	Ziegler-Carpentersvill	30.57	B&G
7/22/2024	7/19/2024	Ziegler-Carpentersvill	5.28	B&G
7/25/2024	7/24/2024	Ziegler-Carpentersvill	15.80	B&G
7/31/2024	7/30/2024	Ziegler-Carpentersvill	23.96	B&G
8/1/2024	7/31/2024	Ziegler-Carpentersvill	2.66	B&G
8/1/2024	7/31/2024	Ziegler-Carpentersvill	4.29	B&G
8/1/2024	7/31/2024	Ziegler-Carpentersvill	33.16	B&G
7/23/2024	7/22/2024	Ziegler-Carpentersvill	31.66	Staff
7/9/2024	7/8/2024	Zieglers Ace Hdwe	14.70	B&G
7/16/2024	7/15/2024	Zieglers Ace Hdwe	101.71	B&G
7/22/2024	7/19/2024	Zieglers Ace Hdwe	11.97	B&G
8/2/2024	8/1/2024	Zieglers Ace Hdwe	23.94	B&G
		Debit Total	172,231.47	
		Credit Total	-5245.73	
		Total	166,985.74	

COMMUNITY UNIT SCHOOL DISTRICT 300

HUMAN RESOURCES REPORT

September 24, 2024

Page 1

ADMINISTRATORS

None

RESIGNATION - ADMINISTRATORS

None

RETIREMENT – ADMINISTRATORS

None

CERTIFIED PERSONNEL

1. Recommend the following be employed by Community Unit School District 300 for the **2024-2025** school year and be compensated according to the LEAD negotiated agreement:

Name	Position	Location	FTE	Salary	Type
Andriakos, Jenna	1 st Grade	Lincoln Prairie Elementary School	1.0	MA Step A	Replacement
Attia, Hana	3 rd Grade	Westfield Community School	1.0	BA Step A	Replacement
Bellak, Joseph	STEM	Liberty Elementary School (.65) & Perry Elementary School (.35)	1.0	MA Step A	Replacement
Cortez, Isaac	Guidance Counselor	Hampshire Middle School	1.0	M15 Step A	Replacement
Cross, Michelle	TPI	Jacobs High School	1.0	B15 Step A	Replacement
Garner, Arianne	7 th Grade Science	Hampshire Middle School	1.0	BA Step A	Replacement
Kritch, Jessica	2 nd Grade	Liberty Elementary School	1.0	BA Step A	Replacement
Libman, Allen	3 rd Grade	Wright Elementary School	1.0	BA Step A	Replacement
McKenney, Paige	2 nd Grade	Sleepy Hollow Elementary School	1.0	BA Step A	Replacement
Rees, Nicole	American Sign Language	Hampshire High School	1.0	MA Step P	Replacement
Seisser, Theresa	Cross Categorical	Hampshire Middle School	1.0	B15 Step D	Replacement

Leave of absence requests are attached separately for Board of Education approval.

COMMUNITY UNIT SCHOOL DISTRICT 300

HUMAN RESOURCES REPORT

September 24, 2024

Page 2

Name	Position	Location	FTE	Salary	Type
Skonieczny, Mark	Physical Education	Jacobs High School	1.0	M15 Step A	Replacement
Tazbier, Candice	Kindergarten	Lake In The Hills Elementary School	1.0	BA Step A	Additional
Trebes, Kelli	Speech & Language Pathologist	Dundee-Crown High School (.4), Central Office (.4) & Jacobs High School (.2)	1.0	M30 Step P	Replacement
Witt, James	Cross Categorical	Neubert Elementary School	1.0	MA Step D	Additional

OTHER EMPLOYMENT – CERTIFIED PERSONNEL

None

RESIGNATION – CERTIFIED PERSONNEL

1. Recommend approval of the following letter of resignation:

Name	Position	Location	Effective
Byrne, Bryan	8 th Grade Social Studies	Carpentersville Middle School	September 20, 2024

OTHER RESIGNATION – CERTIFIED PERSONNEL

None

RETIREMENT – CERTIFIED PERSONNEL

1. Recommend approval of the following request to retire in accordance with Article XX, B of the July 1, 2022 – June 30, 2025 LEAD negotiated agreement:

Name	Position	Location	Effective
Kumm, Patricia	2 nd Grade	Neubert Elementary School	End of the 2028-2029 school year

SUPERVISOR/MANAGER – EDUCATIONAL SUPPORT PERSONNEL

None

RESIGNATION – SUPERVISOR/MANAGER EDUCATIONAL SUPPORT PERSONNEL

None

Leave of absence requests are attached separately for Board of Education approval.

COMMUNITY UNIT SCHOOL DISTRICT 300

HUMAN RESOURCES REPORT

September 24, 2024

Page 3

RETIREMENT – SUPERVISOR/MANAGER EDUCATIONAL SUPPORT PERSONNEL

None

EDUCATIONAL SUPPORT PERSONNEL

1. Recommend employment of the following educational support personnel:

Name	Position	Location	Hourly Rate	Type
Arguedas Alvarez, Ana	Secretary	Dundee-Crown High School	\$19.51	Replacement
Doonan, Amy	Paraeducator	Big Timber Elementary School	\$20.43	Replacement
Gutierrez, Kathryn	Paraeducator	Algonquin Lakes Elementary School	\$18.72	Replacement
Irizarry, Alondra	Paraeducator	Lincoln Prairie Elementary School	\$20.43	Replacement
Kalenios-Enders, Christina	Media Clerical	Hampshire Elementary School	\$19.51	Replacement
Lopez, Laura	Paraeducator	Hampshire High School	\$18.72	Replacement
Psaras, Christine	Media Clerical	Golfview Elementary School	\$19.51	Replacement
Trujillo Tapia, Jazmine	Paraeducator	Jacobs High School	\$20.43	Replacement
Warneke, Robert	Technology Repair Technician	Central Office	\$19.25	Replacement

RESIGNATION – EDUCATIONAL SUPPORT PERSONNEL

1. Recommend approval of the following letters of resignation:

Name	Position	Location	Effective
Gomez, Daisy	Night Custodian	Carpentersville Middle School	September 27, 2024
Jones, Justin	Groundskeeper	Buildings & Grounds	September 6, 2024
Rutledge, Eric	Night Custodian	Algonquin Middle School	September 5, 2024

DISMISSAL – EDUCATIONAL SUPPORT PERSONNEL

None

Leave of absence requests are attached separately for Board of Education approval.

COMMUNITY UNIT SCHOOL DISTRICT 300

HUMAN RESOURCES REPORT

September 24, 2024

Page 4

RETIREMENT – EDUCATIONAL SUPPORT PERSONNEL

None

COACHING/VOLUNTEER – EDUCATIONAL SUPPORT PERSONNEL

None

COMMUNITY UNIT SCHOOL DISTRICT 300

HUMAN RESOURCES REPORT

September 24, 2024

Page 5

DISTRICT POSITION TRANSFERS

1. Recommend position transfers of the following personnel:

Current Class	Name	Current Position	Current Location	New Class	New Position	CBA/ Handbook	Lane-Step	New Location	Effective Date
DESPA	Becerra, Claudia	District Custodian	CO	Same	Head Custodian	DESPA	C, 3	GES	July 31, 2024
DESPA	Butler, Lynne	Safety Staff	WCS	Same	Secretary- Registrar	DESPA	B, 2	Same	September 16, 2024
DESPA	Craig Jr., Stephen	Head Custodian	DFEC	Same	Night Supervisor	DESPA	B, 19	DMS	August 26, 2024
DESPA	Galvez, Yaakov	Night Custodian (.5)	WCS	Same	District Custodian (1.0)	DESPA	A, 3	CO	September 3, 2024
DESPA	Leon, Tatiana	Night Custodian	LES	Same	Head Custodian	DESPA	C, 16	DFEC	September 9, 2024

Leave of absence requests are attached separately for Board of Education approval.

**Freedom of Information
Board Report
September 10, 2024**

<u>FOIA#</u>	<u>Date of Request</u>	<u>Requestor</u>	<u>Subject</u>	<u>Date Completed/ STATUS</u>	<u>Time to complete in hours</u>
54-2024	8/7/2024	Michelle Hobbs Acme Research	Requesting public spending information, including both capital and operating expenditures, for payments made by or on behalf of the Community Unit School District 300 during fiscal year ending in 2024. Specifically, for any payee, other than an employee or student, who was paid a cumulative total amount of \$10,000 or more, we seek the payee name, address, and the cumulative total dollar amount paid to the subject payee over the relevant time period. The \$10,000 threshold was established to minimize reporting for respondents. This is the same information that Everlean Dodson was kind enough to provide to us via email for fiscal year 2023.	Completed 8/27/2024	3
55-2024	8/20/2024	Sheri Reid SmartProcure	Requesting any and all purchasing records from 6/18/2024 to current, specifically, 1. Purchase order number. If purchase orders are not used a comparable substitute is acceptable, i.e., invoice, encumbrance, or check number 2. Purchase date 3. Line item details (Detailed description of the purchase) 4. Line item quantity 5. Line item price 6. Vendor ID number, name, address, contact person and their email address.	Pending	
56-2024	8/22/2024	Kristina Konstanty Community Member	Requesting during the dates 8/1/24 to present: All communication digital or hard copy of all applications, resumes, recommendations for potential D300 school board-member. All communication to/from/cc any current school board member or staff member with these keywords: board member, appointment, Leslie LaMarca, vacancy, April, election.	Completed 8/29/2024	3
57-2024	8/29/2024	Kristina Konstanty Community Member	Requesting (1) All communication 8/1/24 to present to/from any board members (Zettler, Scarpino, Thomas, Birkett, Makinde, Fiorentino). (2) All communication 8/1/24 to present to/from/containing the name Joe Stevens.	Pending	
58-2024	8/30/2024	Kristina Konstanty Community Member	Requesting (1) All communication containing and/or mentioning any formal and informal surveys given to any student k-12 grades school year 2022/2023. (2) All communication containing any student survey from 8/1/24 to present. (3) All communication containing "Illinois Youth Survey."	Pending	

**Freedom of Information
Board Report
September 24, 2024**

<u>FOIA#</u>	<u>Date of Request</u>	<u>Requestor</u>	<u>Subject</u>	<u>Date Completed/ STATUS</u>	<u>Time to complete in hours</u>
55-2024	8/20/2024	Sheri Reid SmartProcure	Requesting any and all purchasing records from 6/18/2024 to current, specifically, 1. Purchase order number. If purchase orders are not used a comparable substitute is acceptable, i.e., invoice, encumbrance, or check number 2. Purchase date 3. Line item details (Detailed description of the purchase) 4. Line item quantity 5. Line item price 6. Vendor ID number, name, address, contact person and their email address.	Completed 9/16/2024	1.5
57-2024	8/29/2024	Kristina Konstanty Community Member	Requesting (1) All communication 8/1/24 to present to/from any board members (Zettler, Scarpino, Thomas, Birkett, Makinde, Fiorentino). (2) All communication 8/1/24 to present to/from/containing the name Joe Stevens.	Completed 9/6/2024	3
58-2024	8/30/2024	Kristina Konstanty Community Member	Requesting (1) All communication containing and/or mentioning any formal and informal surveys given to any student k-12 grades school year 2022/2023. (2) All communication containing any student survey from 8/1/24 to present. (3) All communication containing "Illinois Youth Survey."	Completed 9/9/2024	4
59-2024	9/9/2024	Mike Figueroa Community Member	Requesting 1- copy of video from football field cameras of Elgin High School coaches being kicked off the field during flag football game on 9/7/2024. around 12:30pm. 2- copy of video at the end of the noted game near the storage area for the football stadium(south gate) when an employee of Jacobs attempts to drive a referee on Jacobs field cart from the game to the referees car and a Elgin High School flag football coach confronts the referee causing the referee to flee from the Elgin coach. This may have been captured on the south gate security system.	Completed 9/10/2024	1.5
60-2024	9/9/2024	Bennett Haeberle NBC Chicago	Requesting copies of records sufficient to show any contracts, memoranda of understanding, lease agreements, licensing agreements, purchase agreements with the following: Garrett, CEIA or Evolv Technologies or their contracted vendors.	Completed 9/16/2024	1
61-2024	9/12/2024	Justin Cunningham Community Member	Commercial Purpose - Requesting the following information: Vendors: A list of all vendors your institution has used from 2022-01-01 onward. For each vendor include 1. Vendor Name, 2. Vendor Contact Name, 3. Vendor Contact Email, 4. Vendor Procurement Method. Purchase Orders: A list of all purchase orders dated 2022-01-01 onward. For each purchase order include 1. Purchase date, 2. Vendor name, 3. Line item details, 4. Line item quantity, 5. Line item price. Contacts: A list of all current employee / staff contact information. For each member include: 1. First Name, 2. Last Name, 3. Position Title, 4. Department, 5. Employment Type ie: full-time, part-time, contractor, 6. General Office Phone Number 7. Direct Office Phone Number, 8. Email Address. Importantly, a similar request was recently made by SmartProcure or GovSpend in 2019 or even more recently and you might already have files referencing this information. We would prefer up to date information, but if the request will take a long time to complete, it would be great if you could send the SmartProcure data in the meantime.	Pending	
62-2024	9/15/2024	David Tully Community Member	Requesting a copy of the Facilities Master Plan prepared for the district by Legat Architects, discussed in this article (https://www.legat.com/project/district-300-facilities-master-plan/) and in the Board of Education's Business Meeting on April 9, 2024 (https://meetings.boardbook.org/Documents/CustomMinutesForMeeting/1453?meeting=629155).	Pending	



DISTRICT 300

COMMUNITY UNIT SCHOOL DISTRICT NO. 300 BOARD of EDUCATION MEMO

DATE: September 24, 2024

TO: Dr. Martina Smith, Superintendent
Board of Education

FROM: Jonathan Mickle,
Director of Facilities

Presented at the following Board Meetings	
Board Operations Committee	9/10/2024
Policy/Legislative	
School Utilization	
BOE 1st Reading	9/10/2024
BOE 2nd Reading	9/24/2024

SUBJECT: Contract Pricing for Salt and Ice Melter

Background

Exclusive of our contracted services for snow removal and parking lot ice control bid, the buildings and grounds department uses treated bulk salt and rock salt for our internal needs for sidewalks, crosswalks, and minor parking lot applications. Bagged salt is distributed to individual schools for local application to doors and sidewalks.

District 300 published the bid for Contract Pricing for Bulk Salt and Ice Melter on August 7, 2024. Fifteen suppliers downloaded the bid documents via BidNet. A public bid opening was held on August 27 via Google Meet. Four bids were received, as well as three formal declines.

The contract term is October 1, 2024, through April 30, 2025.

Administrative Recommendation

Conserv FS, Wauconda, IL, awarded contract pricing for the purchase of a Bulk Salt and Ice Melter based on 550 tons of bulk product for an estimated amount of \$53,900.00.

Martenson Turf Products, Inc., Waterman, IL, awarded contract pricing for a Bagged Ice Melter based on the purchase of 2000 pounds bagged for an estimated \$11,000.00.

Fiscal Impact

The total estimated award amount is \$64,900.00. Bulk salt and Ice melter will be funded by Fund 20 Operations and Maintenance Fund.

**COMMUNITY UNIT SCHOOL DISTRICT 300
 CONTRACT PRICING FOR BULK ROCK SALT, BULK ICE MELTER, AND BAGGED ICE MELTER
 TUESDAY, AUGUST 27, 2024 11:00 AM**

COMPANY	References	Certifications	Vendor App	W-9	Samples	Spec. Sheets	Signed Bid Form	Comments
AMERICAN ROCK SALT CO., LLC								
ARLINGTON POWER								
DAVIS WHOLESALE DBA A CLARITY SALT COMPANY								
CARGILL INC - SALT ROAD SAFETY								Formal No Bid
COMPASS MINERALS								Formal No Bid
CONSOLIDATED GRAIN AND BARGE CO					X			Disqualified - late bid
CONSERV FS	X	X	X	X	X	X	X	
EASTERN MINERALS								
MARTENSON TURF PRODUCTS, INC.	X	X	X	X	X	X	X	
MIDWEST SALT	X	X	X	X	N	X	X	Disqualified - required sample not provided
MORTON SALT								Formal No Bid
NINJA DE-ICER	X	X	X	X	N	X	X	Disqualified - required sample not provided
ROBINSON SALT SUPPLY, A CLARITY SALT COMPANY								
SALT XCHANGE								
SITEONE LANDSCAPE SUPPLY								

Administration Recommendation:

Conserv FS, Wauconda, IL, award contract pricing for the purchase of Bulk Salt and Ice Melter based on 550 tons bulk product for an estimated amount of **\$53,900.00**.

Martenson Turf Products, Inc., Waterman, IL, award contract pricing for Bagged Ice Melter based upon the purchase of 2000 pounds bagged for an estimated amount of **\$11,000.00**.

**COMMUNITY UNIT SCHOOL DISTRICT 300
 CONTRACT PRICING FOR BULK ROCK SALT AND BAGGED ICE MELTER SALT
 TUESDAY, AUGUST 27, 2024 11:00 AM**

Vendor	34-0342		34-0324		34-0331		34-0325		34-0323		34-0003		Comments
	Bulk Rock Salt		Bulk Ice Melter Salt		Bulk Ice Melter Salt		Bulk Ice Melter Salt		Bagged Ice Melter Salt 15 F - 50 lb. bag				
	Minimum Load (10 tons)	Maximum Load (21 ~ 25 tons)	Minimum Load (10 tons)	Maximum Load (21 ~25 tons)	Minimum Load (10 tons)	Maximum Load (21 ~25 tons)	Minimum Load (440 bags)	Maximum Load (880 bags)	Minimum Load (440 bags)	Maximum Load (880 bags)			
CONSERV	\$ 102.00	\$ 89.00	\$ 122.00	\$ 107.00	\$ 5.95	\$ 5.67							
MARTENSON	N/A	N/A	N/A	N/A	\$ 5.50	\$ 5.50							
MIDWEST SALT	N/A	\$ 91.36	N/A	\$ 101.36	\$ 5.95	\$ 5.75							REQUIRED SAMPLES NOT PROVIDED
NINJA DE-ICER	N/A	\$ 92.82	N/A	N/A	\$ 6.86	\$ 6.29							REQUIRED SAMPLES NOT PROVIDED

Salt - DISTRICT-WIDE			
Timeline 8/7/24			
ACTION	DATE	TIME	LOCATION
Timeline Established	Wednesday, 8/7/24		Purchasing Office
Specifications Review	Wednesday, 8/7/24		Purchasing Office
Specifications Finalized	Wednesday, 8/7/24		Purchasing Office
Bid Released to Vendors	Wednesday, 8/7/24	4:00 p.m.	BidNet
Legal Ad Published	Thursday, 8/8/2024		Daily Herald
Pre-Bid Meeting	Tuesday, 8/13/2024	11:00 a.m.	Virtual on Google Meet
Q&A Deadline	Tuesday, 8/20/2024	12 noon	BidNet
Bid Opening	Tuesday, 8/27/2024	11:00 a.m.	Virtual on Google Meet
Evaluation Period	Tuesday, 8/27/24-Friday, 8/30/24		Purchasing Office
Recommendation to CFO	Friday, 8/30/24		Jennifer Porter
BOC Meeting	Tuesday, 9/10/2024		Admin. Bldg.
BOE Meeting - Approval	Tuesday, 9/24/2024		Admin. Bldg.
Purchase Orders Issued	Just In Time		Purchasing Office



DISTRICT 300

COMMUNITY UNIT SCHOOL DISTRICT NO. 300 BOARD of EDUCATION MEMO

DATE: September 24, 2024

TO: Dr. Martina Smith, Superintendent
Board of Education

FROM: Diane White,
Director of Purchasing

Presented at the following Board Meetings	
Board Operations Committee	9/10/2024
Policy/Legislative	
School Utilization	
BOE 1st Reading	9/10/2024
BOE 2nd Reading	9/24/2024

SUBJECT: Contract Pricing for Musical Instruments - Extensions

Background

On August 23, 2022, the Board of Education approved the contract pricing bid to procure music instruments. This bid solicited unit pricing for twelve months, with the potential for two one-year extensions. The second extension would extend contract pricing through August 31, 2025.

On November 14, 2023, the Board of Education approved the contract pricing bid to procure music instruments. This bid solicited unit pricing through August 31, 2024, with the potential for a one-year extension. This first extension would extend contract pricing through August 31, 2025.

Administrative Recommendation

Cassandra Strings, Inc – Algonquin, IL: Second extension of contract pricing for Musical Instruments for an estimated contract amount of \$25,940.96.

Music and Arts - Frederick, MD: First extension of contract pricing for Musical Instruments for an estimated contract amount of \$14,511.39.

Quinlan & Fabish Music Co. - Burr Ridge, IL: First extension of contract pricing for Musical Instruments for an estimated contract amount of \$11,996.40.

Quinlan & Fabish Music Co. - Burr Ridge, IL: Second extension of contract pricing for Musical Instruments for an estimated contract amount of \$13,535.67.

Sweetwater Sound, LLC – Fort Wayne, IN: First extension of contract pricing for Musical Instruments for an estimated contract amount of \$55,251.28.

Fiscal Impact

The total estimated award amount is \$121,235.70. Musical Instruments will be funded by Fund 10 Educational Funds.



DISTRICT 300

Community Unit School District 300

2605 BUNKER HILL DRIVE

ALGONQUIN, IL 60102

Diane C. White, Director of Purchasing

PHONE: 847-551-8460 · FAX 847-551-8463

August 12, 2024

Ms. Cassandra Thuneman
Cassandra Strings, Inc.
215 S. Main Street
Algonquin, IL 60102

Via Email: info@cassandrastrings

BID – Contract Pricing of Musical Instruments and Equipment - Second Extension

Dear Ms. Thuman,

On August 23, 2022, The Board of Education originally approved a contract with Cassandra Strings, Inc for a portion of the Contract Pricing of Musical Instruments Bid. The contract included the possibility of two one-year extensions. District 300 would like to exercise the second contract extension based on the July 7, 2022 response submitted by your firm. The extension will run from September 1, 2024 to August 31, 2025.

If your firm agrees to the pricing as shown in the following original contract, the administration will recommend your contract extension to the Board of Education for review by the finance committee on Tuesday, September 10, 2024 and award by the board on Tuesday, September 24, 2024.

The favor of a response is requested by Friday, August 16, 2024.

Sincerely,

Diane White

2024-08-12

8375D43E716D90C09E2DBCBD5C76FBD7 contractworks
Diane C White, Director of Purchasing

Acceptance to hold submitted pricing:

Cassandra Thuneman

2024-08-12

F6F82358CDF9169B2B0E0A15D368A3D9 contractworks

Service Provider



DISTRICT 300

Community Unit School District 300

2605 BUNKER HILL DRIVE

ALGONQUIN, IL 60102

Diane C. White, Director of Purchasing

PHONE: 847-551-8460 · FAX 847-551-8463

March 7, 2024

Ms. Cassandra Thuneman
Cassandra Strings, Inc.
215 S. Main Street
Algonquin, IL 60102

Email: [info@cassandrastrings](mailto:info@cassandrastrings.com)

Bid - Contract Pricing of Musical Instruments and Equipment -First Extension

Dear Ms. Thuman,

Congratulations! District 300 has awarded the contract for the Contract Pricing of Musical Instruments and Equipment - First Extension to Cassandra Strings, Inc. The Board of Education approved this contract at the regularly scheduled meeting on August 23, 2023. This will extend the current contract to August 31, 2024.

Please sign this letter via Contract Works by Friday, March 11, 2024. Please submit your Certificate of Insurance naming District 300 as additional insured as soon as possible to bids.purchasing@d300.org.

Diane White

2024-03-07

8375D43E716D90C09E2DBCBD5C76FBD7 contractworks.

ADMINISTRATOR (Signature)

Diane C. White, Director of Purchasing

Cassandra Thuneman

2024-03-11

F6F82358CDF9169B2B0E0A15D368A3D9 contractworks.

CONTRACTOR (Signature)

Cassandra Thuneman President

Printed name and title)

If you have any further questions regarding this contract, please feel free to contact me at (847) 551-8460.

Sincerely,

Diane C. White, Director of Purchasing



COMMUNITY UNIT SCHOOL DISTRICT NO. 300 BOARD of EDUCATION MEMO

DATE: September 12, 2023

TO: Dr. Susan Harkin, Superintendent
Board of Education

FROM: Diane White, Director of Purchasing

Presented at the following Board Meetings	
Board Operations Committee	09/12/2023
Policy/Legislative	
School Utilization	
BOE 1st Reading	09/12/2023
BOE 2nd Reading	09/26/2023

SUBJECT: Contract Pricing for Music Instruments – 1st Extension

Background

On August 23, 2022, the Board of Education approved the contract pricing bid for the procurement of music instruments.

The original bid documents pertaining to the annual district-wide acquisition of music instruments were made available on June 20, 2022. This bid solicited unit pricing for a twelve-month duration, with the potential for two one-year extensions. The deadline for the submission of bids was set for July 12, 2022, at 11:00 a.m., and the bid request was disseminated through BidNet. In response, four qualified vendors submitted their bids.

Among these, three vendors have committed to maintaining their pricing without any escalation and have executed the offer letter for the initial extension of the contract, as evidenced by the signed letter dated May 25, 2023, which is enclosed herein. The extension of the contract is slated to run until August 31, 2024, with the prospect of an additional one-year extension.

Detailed unit pricing for this contract is stored within the purchasing department's records. As per this arrangement, instruments will be procured as the need arises. Any instruments not encompassed by these extensions will be subject to a bidding process in October 2023.

Administrative Recommendation

Quinlan & Fabish, Burr Ridge, IL - Contract Pricing
Cassandra Strings, Algonquin, IL - Contract Pricing
PM Music, Aurora, IL - Contract pricing

The administration recommends extending the current contract for these vendors.

The estimated contract amount of \$75,000.00 is based on actual spending in fiscal year 2023.

Fiscal Impact

The education fund will fund the estimated award of \$75,000.00 for the purchase of musical instruments. (10)



DISTRICT 300

Community Unit School District 300

2605 BUNKER HILL DRIVE

ALGONQUIN, IL 60102

Diane C. White, Director of Purchasing

PHONE: 847-551-8460 · FAX 847-551-8463

August 24, 2022

Ms. Cassandra Thuneman
Cassandra Strings, Inc.
215 S. Main Street
Algonquin, IL 60102

Via email: info@cassandrastrings.com

Bid – Contract Pricing of Musical Instruments and Equipment

Dear Ms. Thuneman,

Congratulations! District 300 has awarded a portion of the Contract Pricing of Musical Instruments Bid to Cassandra Strings, Inc.! The Board of Education approved this award at their regular meeting of August 23, 2022. The estimated value of this contract is \$25,940.96 for the purchase of musical instruments. Instruments and equipment have been awarded according to the items highlighted in green under your firm's name on the attached bid tabulation. This contract term is September 1, 2022 through August 31, 2023 with the possibility of two one-year extensions.

This signed letter along with the attached documents – original Bid specifications, addenda, and your final response combined serve as the contract for this project.

Please send this signed letter via Contract Works by September 6, 2022.

Please submit your Certificate of Insurance naming the District, the Board of Education and its members individually, and its employees and agents as additional named insured prior to September 6, 2022 to bids.purchasing@d300.org.

This Agreement is entered into as of August 24, 2022.

Diane White

8375D43E716D90C09E2DBCBD5C76FBD7

contractworks

2022-09-02

OWNER (Signature)

Cassandra Thuneman

F6F82358CDF9169B2B0E0A15D368A3D9

contractworks

2022-09-02

CONTRACTOR (Signature)

Diane C. White, Director of Purchasing

Cassandra Thuneman President

(Printed name and title)

If you have any further questions regarding this contract, please feel free to contact me at (847) 551-8460.

Sincerely,

Diane C. White

Diane C. White, Director of Purchasing



**COMMUNITY UNIT SCHOOL DISTRICT NO. 300
BOARD of EDUCATION MEMO**

DATE: 7/27/2022

TO: Susan Harkin, Superintendent
Board of Education

FROM: Diane C. White
Director of Purchasing

Presented at the following Board Meetings	
Construction/Facility	
Finance	8/9/2022
Policy/Legislative	
School Utilization	
BOE 1st Reading	8/9/2022
BOE 2nd Reading	8/23/2022

SUBJECT: Contract Pricing for Musical Instruments

Background

District 300 published the bid for Contract Pricing for Musical Instruments via BidNet on June 20, 2022. Twenty-two vendors downloaded the bid documents from BidNet. A public bid opening was held via Google Meet and bids were opened on July 12, 2022. Four complete bids were received as well as one formal decline.

The contract term is for one year, with the possibility of two one-year extensions.

Administrative Recommendation

Cassandra Strings - Algonquin, IL: award of contract pricing for Musical Instruments for an estimated contract amount of \$25,940.96.

Music and Arts - Frederick, MD: award of contract pricing for Musical Instruments for an estimated contract amount of \$59,696.44.

PM Music Center - Aurora, IL: award of contract pricing for Musical Instruments for an estimated contract amount of \$44,279.30.

Quinlan & Fabish Music Co. - Burr Ridge, IL: award of contract pricing for Musical Instruments for an estimated contract amount of \$13,535.67.

The Administration recommends approval of these contracts.

Fiscal Impact

The total estimated award amount is \$143,452.37. Musical Instruments will be funded by Fund 10 Educational Funds.

COMMUNITY UNIT SCHOOL DISTRICT 300
Contract Pricing for Musical Instruments
Tuesday, July 12, 2022 11:00 AM CST

VENDORS									Comments
	References	Certificates	Vendor App.	W-9	Addendum 1	Signed Bid Response Form A	Signed Bid Response Form B		
Allied Solutions									
Alto Music									
Boothe Music									
Cassandra Strings	Y	Y	Y	Y	Y	Y	Y		
Delgado Guitars									
Ellman's Music Center									
Lakeshore Learning Materials									
Music & Arts	Y	Y	Y	Y	Y	Y	Y		
North American Procurement Council									
Packcraft/Proudly made									
Piano Forte Chicago									Decline
PM Music Center	Y	Y	Y	Y	Y	Y	Y		
Quinlan & Fabish	Y	Y	Y	Y	Y	Y	Y		
Romeo Music									
School Wholesale Supply									
Shreevastava									
Sweetwater Music									
Taylor Music									
Tiles in Styles									
Vic's Drum Shop									
Washington Music Center									
West Music									

Administration Recommends:

<p>Cassandra Strings - Algonquin, IL Recommend award of contract pricing for Musical Instruments for an estimated contract amount of \$25,940.96 Local Contractor - Cassandra Thuneman - Algonquin, IL</p> <p>Music and Arts - Frederick, MD Recommend award of contract pricing for Musical Instruments for an estimated contract amount of \$59,696.44 Local Contractor - Russell Pinzino - Itasca, IL</p> <p>PM Music Center - Aurora, IL Recommend award of contract pricing for Musical Instruments for an estimated contract amount of \$44,279.30 Local Contractor - Eric Downs / Aurora, IL</p> <p>Quinlan & Fabish Music Co. - Burr Ridge, IL Recommend award of contract pricing for Musical Instruments for an estimated contract amount of \$13,535.67 Local Contractor - George Quinlan / Burr Ridge, IL</p> <p>Total Estimated Award Amount: \$143,452.37</p>
--

	A	B	C	D	E	F	G	H	I	J	K	L	M	N
1							Music and Arts		Cassandra Strings		PM Music			
2	Manufacturer's Name	Manufacturer's Item Nbr	Product Description	Product Description 2	NOTES	D300 Item Number	Vendor Item Number	Price Level Breaks 1-5	Vendor Item Number	Price Level Breaks 1-5	Vendor Item Number	Price Level Breaks 1-5	Vendor Item Number	Price Level Breaks 1-5
3	RECORDERS													
4	Kingsley	SPBLACKFLAP1	Recorder	Baroque Kingsley - 1 piece With Books	No Substitutions	50-0003	NO BID		NO BID		NO BID			No bid
5	Peripole, Inc.		Recorder	Baroque Peripole - 2 piece, all colors	No Substitutions	50-0002	NO BID		NO BID		NO BID			No bid
6	Yamaha	YRS24B	Recorder	3 piece Soprano, All color options, with cleaning rod	No Substitutions	50-0001	0009220	\$4.00	NO BID		YRS24B	4.99		No bid
7	PIANOS / KEYBOARDS													
8	Yamaha	YPG235	Keyboard, portable	Grand Piano - 76 key	No Substitutions	50-0082	0095822	\$148.93	NO BID		PSREW310	249.95		No bid
9	Yamaha	Arius YDP-184	Piano, Digital /Clavinova	with bench and dolly	No Substitutions	50-0175	1411582	\$1,387.74	NO BID		NO BID			NO BID
10	Yamaha	Arius YDP-V240	Piano, Digital /Clavinova	with bench and dolly	No Substitutions	50-0125	0109509	\$1,034.51	NO BID		NO BID			NO BID
11	Yamaha	CVP-701BW	Piano, Digital /Clavinova	with bench and dolly	No Substitutions	50-0126	1492627	\$2,205.27	NO BID		NO BID			NO BID
12	Casio	PX-160BK	Digital Piano	88-Key Full Size Digital Piano	Substitutions Allowed	50-0172	0214250	\$314.58	NO BID		CDP-S350	429.95		NO BID
13	Pearl	EM1	Medi Keyboard	Mallet Station	No Substitutions	50-0199	1417931	\$927.69	NO BID		EM1	1017.95		NO BID
14	WOODWIND													
15	Fox	IV	Bassoon	Model 4 Standard	No Substitutions	50-0008	0042114	\$5,906.40	NO BID		FIV	5970.95	IV	\$ 5,961.60
16	Yamaha	YBH-301M	Baritone	Marching Series - Lacquer - Bb	No Substitutions	50-0021	0027283	\$2,036.21	NO BID		YBH-301M	2053.95	YBH301M	\$ 1,998.15
17	Jupiter	JCB1000N	Bass Clarinet		No Substitutions	50-0007	0103550	\$1,515.11	NO BID		JBC1000N	1766.95	JCB1000N	\$ 1,777.69
18	Yamaha	YCL221I	Bass Clarinet		No Substitutions	50-0006	0040562	\$2,108.97	NO BID		YCL-221II	2121.95	YCL221II	\$ 2,108.97
19	Yamaha	YOB-241	Oboe		No Substitutions	50-0005	0046479	\$1,682.04	NO BID		YOB-241	1722.95	YOB-241I	\$ 1,666.32
20	Selmer	123FB	Oboe	Step Up 4/4	No Substitutions	50-0200	0011152	\$2,238.27	NO BID		123FB	2345.95	123FB	\$ 2,283.56
21	Yamaha	YAS23	Saxophone	Alto	No Substitutions	50-0009	0150654	\$946.25	NO BID		YAS-26	1306.95	YAS26	\$ 1,213.80
22	Jupiter	YBS1100	Saxophone	Baritone	No Substitutions	50-0011	1331565	\$3,615.53	NO BID		JBS1100	4060.95	YBS1100	\$ 4,289.65
23	Yamaha	YBS-52	Saxophone	Bari - Eb	No Substitutions	50-0010	0011328	\$4,623.47	NO BID		YBS-480	4865.95	YBS480	\$ 5,360.63
24	Yamaha	YTS-200ADII	Saxophone	Saxophone - Tenor Bb	No Substitutions	50-0012	0147162	\$995.46	NO BID		YTS200ADII	1560.95	YTS200ADII	\$ 1,642.50
25	Yamaha	YTS480	Saxophone	Tenor, Intermediate	No Substitutions	50-0197	1192301	\$2,053.33	NO BID		YTS-480	2387.95	YTS480	\$ 2,460.70
26	BRASS													
27	Yamaha	YBH-301M	Baritone	Marching Series - Lacquer - Bb	No Substitutions	50-0021	0027283	\$2,036.21	NO BID		YBH-301M	2053.95	YBH301M	\$ 1,998.15
28	Yamaha	YEP321S	Euphonium	4-Valve	No Substitutions	50-0020	0000064	\$2,408.57	NO BID		YEP-321S	2401.95	YEP321S	\$ 2,476.10
29	Conn	6D	Horn, French - Double	Yellow Brass, Geyer style	No Substitutions	50-0015	0010956	\$3,122.26	NO BID		6DK	3162.95	6D	\$ 3,371.45
30	Yamaha	YHR567	Horn, French - Double	Yellow Brass, Geyer style	No Substitutions	50-0016	0023870	\$2,595.12	NO BID		YHR-567	2792.95	YHR567	\$ 2,853.36
31	Suzuki	AM200	Metallophone	Alto Standard	No Substitutions	50-0073	0012031	\$796.72	NO BID		NO BID			No bid
32	Suzuki	BM200	Metallophone	Deep Bass	No Substitutions	50-0071	0157657	\$482.98	NO BID		NO BID			No bid
33	Suzuki	SM200	Metallophone	Soprano - Standard	No Substitutions	50-0074	0157659	\$192.74	NO BID		NO BID			No bid
34	Studio 49	SM1600	Metallophone Soprano Diatonic	1601 Series Elementary Students	No Substitutions	50-0076	0079143	\$371.02	NO BID		NO BID			No bid
35	Yamaha	YSH-411WC	Sousaphone		No Substitutions	50-0023	0039905	\$7,165.79	NO BID		YSH-411WC	6797.95	YSH411WC	\$ 7,232.76
36	Yamaha	YBK-830	Trombone	Bass - Xeno Series	No Substitutions	50-0139	0080538	\$4,441.57	NO BID		YBL-830	4251.95	YBL830	\$ 4,566.10
37	Yamaha	YSL-200AD	Trombone	Student	No Substitutions	50-0013	0007825	\$514.07	NO BID		YSL200AD	741.95	YSL200AD	\$ 705.10
38	Bach	TR300H2	Trumpet		No Substitutions	50-0019	0109753	\$521.21	NO BID		TR300H2	685.95	TR300H2	\$ 589.47
39	Bundy	BTR300	Trumpet	For elementary only	No Substitutions	50-0017	1547695	\$531.91	NO BID		NO BID		BTR301	\$ 589.47
40	Yamaha	YTR-2330	Trumpet		No Substitutions	50-0018	1122463	\$548.91	NO BID		YTR-2330	791.95	YTR2330	\$ 705.10
41	Yamaha	YBB-105WC	Tuba	3-Valve 3/4 Bb Tuba	No Substitutions	50-0136	0010866	\$3,363.01	NO BID		YBB-105WC	3268.95	YBB105WC	\$ 3,425.87
42	Leblanc	7181	Clarinet	Leblanc Eb Contra Alto Clarinet	No Substitutions	50-0175	0011999	\$4,979.00	NO BID		L7181	4985.95	L7181	\$ 5,227.12
43	Geminhardt	2SP	Flute	Student Flute	No Substitutions	50-0133	NO BID	\$0.00	NO BID		2SP	429.95	2SP	\$ 497.20
44	Yamaha	YFL-222	Flute	Student Flute	No Substitutions	50-0134	1181549	\$332.13	NO BID		YFL-222	602.95	YFL222	\$ 497.20
45	Yamaha	YCL-255	Clarinet	Standard Bb Clarinet	No Substitutions	50-0176	1123050	\$261.08	NO BID		YCL-255	625.95	YCL255	\$ 522.50
46	Yamaha	YCL-622II	Clarinet	Low C Professional Bass Clarinet	No Substitutions	50-0006	0037842	\$8,704.45	NO BID		YCL-622II	8235.95	YCL622II	\$ 8,541.75
47	Yamaha	YSS-82Z	Soprano Sax	Soprano Saxophone, advanced level	No Substitutions	50-0177	0151136	\$4,327.08	NO BID		YSS-82Z	4144.95	YSS82Z	\$ 4,286.64
48	Yamaha	YBB321WC	Tuba, Concert	Lacquer/Key of Bb	No Substitutions	50-0014	0026312	\$5,634.62	NO BID		YBB-321WC	5366.95	YBB321WC	\$ 5,792.60
49	Conn	8D	French Horn -DOUBLE	French horn, advanced level	No Substitutions	50-0178	0011401	\$4,262.95	NO BID		8D	4358.95	8D	\$ 4,684.49
50	PERCUSSION													
51	Sonor	KSP60X-F	Bar, Contra Bass	Pao Rosa Primary KSP 60X Bar - F	No Substitutions	50-0202	1130401	\$224.70	NO BID		KSP60XF	260.95		No bid
52	Sonor	KSP60X-G	Bar, Contra Bass	Pao Rosa Primary KSP 60X, Bar - G	No Substitutions	50-0203	1128687	\$224.70	NO BID		KSP60XG	260.95		No bid
53	Boomwhackers	BWH13	Boomwhacker	13-Note Floor Stand - storage	No Substitutions	50-0030	1420706	\$8.08	BWH13	\$9.04	BWH13	10.95		No bid
54	Boomwhackers	BWCG	Boomwhackers	5-note Chromatics Set	No Substitutions	50-0035	0047218	\$10.86	BWCG	\$13.55	BWCG	13.95		No bid
55	Boomwhackers	BWDG	Boomwhackers	C Major Diatonic Set - 8-note	No Substitutions	50-0029	0047212	\$16.26	BWDG	\$20.27	BWDG	18.95		No bid
56	Boomwhackers	BWJG	Boomwhackers	Bass Diatonic Set 7-note	No Substitutions	50-0033	0047214	\$28.46	BWJG	\$35.49	BWJG	30.95		No bid
57	Boomwhackers	BWEG	Boomwhackers	Treble Extension Set - 7 note	No Substitutions	50-0034	0064547	\$10.27	BWEG	\$12.81	BWEG	13.95		No bid
58	Zildjian	ZBT14C	Cymbal	Crash Cymbals 14"	No Substitutions	50-0026	1026745	\$27.96	NO BID		ILH14BP	124.95		No bid

	A	B	C	D	E	F	G	H	I	J	K	L	M	N
59	Sabian	XSR1623B	Cymbal	XS20 Suspended w/ 16" Stand	No Substitutions	50-0090	1191666	\$98.87	NO BID		NO BID			No bid
60	Meinl	B20JETR	Cymbal	Extra Thin Ride - Byzance 20" Jazz	No Substitutions	50-0089	1033946	\$312.78	NO BID		NO BID			No bid
61	Humes & Berg	GL526DIV	Cymbal Bag	Deluxe 22" w/ dividers	No Substitutions	50-0194	0191722	\$76.18	NO BID		GL526DIV	123.95		No bid
62	Tama	TX517	Drum Set	2013 Stage Custom Birch 5-Piece Drum Set with 20" Bass Drum	No Substitutions	50-0179	NO BID	\$0.00	NO BID		NO BID			No bid
63	Yamaha	SBP2F50	Drum Set	w/ 20" Bass Drum 5-Piece Stage Custom Birch Shell Pack	No Substitutions	50-0087	1146986	\$483.53	NO BID		SBP2F50	600.95		No bid
64	Yamaha	CTS0234	Drum Set	Concert Toms (8000 series w/ 10,12,13,14")	No Substitutions	50-0196	0037333	\$1,147.04	NO BID		CTS-0234	1222.95		No bid
65	Orange County Drums & Percussion	HD-8500-06	Drums, Hand Pretuned	Set of 6 w/ synthetic Fiberskyn 3	No Substitutions	50-0078	0080332	\$138.70	NO BID		HD850006	165.95		No bid
66	Pacific	PDDT820X	Drum Throne	PDP 800 Series Tractor Seat	No Substitutions	50-0195	NO BID	\$0.00	NO BID		NO BID			No bid
67	Suzuki	AD250	Glockenspiel	Alto Standard	No Substitutions	50-0080	0206728	\$83.82	NO BID		NO BID			No bid
68	Suzuki	SD250	Glockenspiel	Soprano - Standard	No Substitutions	50-0081	0206730	\$84.13	NO BID		NO BID			No bid
69	Yamaha	SK275	Snare - Kit w/Stand	Student Model	Substitutions Allowed	50-0057	0210524	\$116.52	IS678BP	\$163.79	SK-285	323.95		No bid
70	Orange County Drum	OCSN0614-NBBA	Snare Drum	Maple, Orange County Drum	No Substitutions	50-0058	1059109	\$87.81	NO BID		NO BID			No bid
71	Remo	TU-1112-PM	Tubano	Kintekloth Fabric -Tubano Drumkey Tuned, 12x27"	Substitutions Allowed	50-0085	1001372	\$182.08	TU-1112-PM	\$284.00	TU1112PM	270.95		No bid
72	Remo	DP-VSTU-CC	Tubano, Set-VERSA	TF-20 Head Orange 9,11,13 in	Substitutions Allowed	50-0084	1143109	\$351.60	NO BID		NO BID			No bid
73	Suzuki	AX200	Xylophone	Standard - Alto	No Substitutions	50-0062	0206729	\$289.49	NO BID		NO BID			No bid
74	Sonor	AX-GBF	Xylophone	Beat Alto	No Substitutions	50-0065	0117878	\$337.05	NO BID		AX-GBF	408.95		No bid
75	Suzuki	SX200	Xylophone	Standard - Soprano	No Substitutions	50-0069	0157660	\$222.51	NO BID		NO BID			No bid
76	Yamaha	YX-500F	Xylophone		No Substitutions	50-0173	1321165	\$2,602.24	NO BID		YX-500F	2582.95		No bid
77	Studio 49	BX1600	Xylophone, Bass		No Substitutions	50-0061	0100710	\$1,054.49	NO BID		NO BID			No bid
78	Suzuki	BX200	Xylophone, Bass	Deep Bass	No Substitutions	50-0060	0157659	\$482.98	NO BID		NO BID			No bid
79	Ludwig	LMXYLO	Xylophone	Ludwig Musser 2.5 octave	No Substitutions	50-0024	0229327	\$568.58	NO BID		LMXYLO2	785.95	LMXYLO	\$ 714.44
80	Majestic	X6535H	Xylophone	w/ height adjustable stand	No Substitutions	50-0198	1181962	\$2,533.49	NO BID		X6535H	2662.95	X6535H	\$ 2,713.50
81	Grove	SVTB-SET	Triangle Beater	Set of 3	No Substitutions	50-0192	0055519	\$18.19	NO BID		SVTBSET	23.95		No bid
82	Grove	TR-9	Triangle	Super-Overton 9"	No Substitutions	50-0193	0053670	\$70.62	NO BID		TR9	78.95		No bid
83	STRINGS													
84	Kaces	UKUB-3/4	Bag,Bass 3/4	University Series	No Substitutions	50-0097	0071421	\$53.74	UKUB-3/4	\$ 114.98	UKUB-3/4	124.95		No bid
85	Karl Thunemann	KT80B	Bass 1/2	Student Model 80 w/ bag and bow	No Substitutions	50-0105	NO BID	\$0.00	KT80B	\$1,248	NO BID			No bid
86	Karl Thunemann	KT80B	Bass 1/4	1/4 Double Bass Outfit	No Substitutions	50-0104	NO BID	\$0.00	KT80B	\$1,248	NO BID			No bid
87	Shen	SB80	Bass, String 1/2	w/bag & bow	No Substitutions	50-0119	NO BID	\$0.00	SB80	\$1,248	SB801/2	1490.95	SB80	\$ 1,188.00
88	Shen	SB80	Bass, String 1/4	Model 168	No Substitutions	50-0118	NO BID	\$0.00	SB80	\$1,248	SB801/4	1490.95	SB80	\$ 1,188.00
89	Shen	SB80	Bass, String 1/8	w/bag & bow	No Substitutions	50-0167	NO BID	\$0.00	SB80	\$1,248	SB801/8	1490.95	SB80	\$ 1,188.00
90	Karl Thunemann	Model 80	Bass, String 3/4	3/4 Size String Bass	No Substitutions	50-0106	NO BID	\$0.00	Model 80	\$1,248	NO BID			No bid
91	Shen	SB150	Bass, String 3/4	w/bag & bow	No Substitutions	50-0170	NO BID	\$0.00	SB150	\$2,061	SB1503/4	2125.95	SB150	\$ 2,254.75
92	Shen	SB80	Bass, String 3/4	w/bag & bow	No Substitutions	50-0120	NO BID	\$0.00	SB80	\$1,248	SB803/4	1490.95	SB80	\$ 1,188.00
93	Christopher	DB200	Bass, String 1/4	w/bag & bow	No Substitutions	50-0187	NO BID	\$0.00	NO BID		DB2021/4	1677.95		No bid
94	Christopher	DB200	Bass, String 1/2	w/bag & bow	No Substitutions	50-0188	NO BID	\$0.00	NO BID		DB2021/2	1677.95		No bid
95	Christopher	DB200	Bass, String 3/4	w/bag & bow	No Substitutions	50-0189	NO BID	\$0.00	NO BID		DB2023/4	1677.95		No bid
96	Christopher	DB200	Bass, String 7/8	w/bag & bow	No Substitutions	50-0190	NO BID	\$0.00	NO BID		DB2037/8	1732.95		No bid
97	Glasser	G502	Bow - Bass, All Sizes German	All Sizes	No Substitutions	50-0091	various	\$72.50	G502	\$74.40	NO BID		HG501	\$ 103.32
98	Glasser	G502	Bow - Bass, All Sizes French	All Sizes	No Substitutions	50-0092	various	\$72.50	G502	\$74.40	NO BID		HF501	\$ 103.32
99	Glasser	F402	Bow, Cello, All Sizes	All Sizes	No Substitutions	50-0180	NO BID	\$0.00	F402	\$51.75	NO BID		H401	\$ 79.24
100	Glasser	E302	Bow - Viola, All Sizes	All Sizes	No Substitutions	50-0181	NO BID	\$0.00	E302	\$34.16	NO BID		H301	\$ 51.66
101	Glasser	C202	Bow - Violin, All Sizes	All Sizes	No Substitutions	50-0182	NO BID	\$0.00	C202	\$43.80	NO BID		H201	\$ 42.81
102	H Core	CC485-3/4	Case 3/4, Bass	Bass Case ,Nylon w/ Padded Lining	No Substitutions	50-0108	0063412	\$56.81	CC485-3/4	\$87.75	NO BID			No bid
103	Heritage	HCB32012	Case, Soft, 1/2 Cello	5mm padding	No Substitutions	50-0122	NO BID	\$0.00	HCB32044	\$41.99	NO BID			No bid
104	Heritage	HCB32044	Case, Soft, 3/4 Cello	5mm padding	No Substitutions	50-0123	NO BID	\$0.00	HCB32044	\$41.99	NO BID			No bid
105	Kaces	all sizes Cello	Case, Soft, Cello	all sizes cello soft case	No Substitutions	50-0183	various	\$71.28	UKCB	\$61.99	KCB	97.95		No bid
106	Karl Thunemann	K450	Cello 4/4 Size	outfit model	No Substitutions	50-0184	NO BID	\$0.00	K450	\$1,349	NO BID			No bid
107	Karl Thunemann	Model 150	Cello 1/2 Size	w/bag & bow	No Substitutions	50-0100	NO BID	\$0.00	Model 150	\$758	NO BID			No bid
108	Karl Thunemann	Model 80	Cello 1/2 Size	w/bag & bow	No Substitutions	50-0148	NO BID	\$0.00	Model 80	\$626	NO BID			No bid
109	Shen	150	Cello 1/2 Size	w/bag & bow	No Substitutions	50-0143	NO BID	\$0.00	150	\$758	SC1501/2	995.95	SC150	\$ 852.50
110	Karl Thunemann	Model 150	Cello 1/4 Size	w/bag & bow	No Substitutions	50-0099	NO BID	\$0.00	Model 150	\$758	NO BID			No bid
111	Karl Thunemann	Model 80	Cello 1/4 Size	w/bag & bow	No Substitutions	50-0147	NO BID	\$0.00	Model 80	\$626	NO BID			No bid
112	Shen	150	Cello 1/4 Size	w/bag & bow	No Substitutions	50-0142	NO BID	\$0.00	150	\$758	SC1501/4	995.95	SC150	\$ 852.50
113	Karl Thunemann	Model 150	Cello 1/8 Size	w/bag & bow	No Substitutions	50-0151	NO BID	\$0.00	Model 150	\$758	NO BID			No bid
114	Karl Thunemann	Model 80	Cello 1/8 Size	w/bag & bow	No Substitutions	50-0146	NO BID	\$0.00	Model 80	\$626	NO BID			No bid
115	Shar Music	PC100	Cello 3/4	3/4 size Cello outfit Franz Hoffman	No Substitutions	50-0110	NO BID	\$0.00	PC100	\$719	NO BID			No bid
116	Karl Thunemann	Model 150	Cello 3/4 Size	w/bag & bow	No Substitutions	50-0101	NO BID	\$0.00	Model 150	\$758	NO BID			No bid
117	Karl Thunemann	Model 80	Cello 3/4 Size	w/bag & bow	No Substitutions	50-0149	NO BID	\$0.00	Model 80	\$626	NO BID			No bid
118	Shen	150	Cello 3/4 Size	w/bag & bow	No Substitutions	50-0144	NO BID	\$0.00	150	\$758	SC1503/4	995.95	SC150	\$ 852.50
119	Karl Thunemann	Model 150	Cello 4/4 Size	w/bag & bow	No Substitutions	50-0096	NO BID	\$0.00	Model 150	\$758	NO BID			No bid
120	Karl Thunemann	Model 80	Cello 4/4 Size	w/bag & bow	No Substitutions	50-0150	NO BID	\$0.00	Model 80	\$626	NO BID			No bid



DISTRICT 300

Community Unit School District 300

2605 BUNKER HILL DRIVE

ALGONQUIN, IL 60102

Diane C. White, Director of Purchasing

PHONE: 847-551-8460 · FAX 847-551-8463

August 26, 2024

Ms. Katherine Burns
Music & Arts (Guitar Center stores, In. DBA Music & Arts)
5292 Westview Dr. Suite 300
Frederick, MD 21703

Via Email: schools@musicarts.com

BID – Contract Pricing of Musical Instruments and Equipment - 1st Extension

Dear Ms. Burns,

On November 14, 2023, The Board of Education originally approved a contract with Music & Arts (Guitar Center stores, In. DBA Music & Arts) for a portion of the Contract Pricing of Musical Instruments Bid. The contract included the possibility of one one-year extension. District 300 would like to exercise the first contract extension based on the October 23, 2023 response submitted by your firm. The extension will run from September 1, 2024 to August 31, 2025. District 300 also acknowledges the price increases for 4 items originally awarded to your firm which can be seen on the following page.

If your firm agrees to the pricing as shown below, the administration will recommend your contract extension to the Board of Education for review by the finance committee on Tuesday, September 10, 2024 and award by the board on Tuesday, September 24, 2024.

The favor of a response is requested by Wednesday, August 28, 2024.

Sincerely,

Diane White

2024-08-26

8375B43E71AD98C0F2B8CB05676FBD7 contractworks
Diane C White, Director of Purchasing

Acceptance to hold submitted pricing:

Katherine Burns

2024-08-27

F9642C8913B86CFFFC12D6AD43D396620 contractworks

Service Provider

Item #	Product Name	Old Price	New Price
YRS-20BB	Recorder	\$ 4.93	\$ 6.34
YRS-20BP	Recorder	\$ 4.93	\$ 6.34
YRS-20BG	Recorder	\$ 4.93	\$ 6.34
1492627 / dolly 1317989	Piano, Digital /Clavinova	\$ 3,487.50	\$ 3,487.50
YBS-62II	Saxophone	\$ 9,879.27	\$ 9,879.27
BWCG	Boomwhacker	\$ 11.10	\$ 11.10
BWDG	Boomwhackers	\$ 22.35	\$ 22.35
BWJG	Boomwhackers	\$ 39.12	\$ 39.12
BWEG	Boomwhackers	\$ 14.12	\$ 14.12
XSR1623B	Cymbal	\$ 119.25	\$ 255.88
B20JETR	Cymbal	\$ 389.76	\$ 389.76
GL526DIV	Cymbal Bag	\$ 108.99	\$ 108.99
HD-8500-06	Drums, Hand Pretuned	\$ 259.99	\$ 259.99
SVTB-SET	Traingle Beater	\$ 24.29	\$ 24.29
		\$ 14,370.53	\$ 14,511.39

Total Percentage Increase	0.98
---------------------------------	------



COMMUNITY UNIT SCHOOL DISTRICT NO. 300 BOARD of EDUCATION MEMO

DATE: October 26, 2023

TO: Dr. Susan Harkin, Superintendent
Board of Education

FROM: Diane White, Director of Purchasing

SUBJECT: Contract Pricing Musical Instruments

Presented at the following Board Meetings	
Board Operations Committee	11/14/2023
Policy/Legislative	
School Utilization	
BOE 1st Reading	11/14/2023
BOE 2nd Reading	11/14/2023

Background

District 300 published the bid for Contract Pricing for Musical Instruments via BidNet on October 2, 2023. Fourteen vendors downloaded the bid documents from BidNet. A public bid opening was held via Google Meet and bids were opened on October 23, 2023. Three bids were received as well as one formal decline.

The contract term is one year, with the possibility of (one) one-year extension.

Administrative Recommendation

Music and Arts - Frederick, MD: award of contract pricing for Musical Instruments for an estimated contract amount of \$14,370.53.

Quinlan & Fabish Music Co. - Burr Ridge, IL: award of contract pricing for Musical Instruments for an estimated contract amount of \$11,996.40.

Sweetwater Sound, LLC – Fort Wayne, IN: award of contract pricing for Musical Instruments for an estimated contract amount of \$55,251.28.

Fiscal Impact

The total estimated award amount is \$81,618.21. Musical Instruments will be funded by Fund 10 Educational Funds.

COMMUNITY UNIT SCHOOL DISTRICT 300
Contract Pricing for Musical Instruments
Monday ,October 23, 2023 1:00 PM CST

VENDORS	References	Certificates	Vendor App.	W-9	Addendum 1	Signed Bid Response Form A	Signed Bid Response Form B	Comments
Boothe Music								
Cassandra Strings								
Delgado Guitars								
Lakeshore Learning Materials								
Music & Arts	Y	Y	Y	Y	Y	Y	Y	
Peripole								
Piano Forte Chicago								
PM Music Center								
Quinlan & Fabish	Y	Y	Y	Y	Y	Y	Y	
Sweetwater Music	Y	Y	Y	Y	Y	Y	Y	
Taylor Music								
Washington Music Center								
Wenger Corp.								
West Music								No Bid

Administration Recommends:

<p>Music and Arts - Frederick, MD Recommend award of contract pricing for Musical Instruments for an estimated contract amount of \$14,370.53.</p> <p>Quinlan & Fabish Music Co. - Burr Ridge, IL Recommend award of contract pricing for Musical Instruments for an estimated contract amount of \$11,996.40.</p> <p>Sweetwater Sound LLC -Fort Wayne, IN Recommend award of contract pricing for Musical Instruments for an estimated contract amount of \$55,251.28.</p> <p>Total Estimated Award Amount: \$81,618.21</p>
--

Manufacturer's Name	Manufacturer's Item Nbr	Product Description	Product Description 2	NOTES	D300 Item Number	Music and Arts			Quinlan & Fabish		Sweetwater		
						Vendor Item Number	Price Level Breaks 1-5	Vendor Comments	Price Level Breaks 1-5	Vendor Comments	Vendor Item Number	Price Level Breaks 1-5	Vendor Comments
RECORDERS													
Yamaha	YRS-208B	Recorder	Blue	No Substitutions	TBD	0041331	\$4.93		\$ 5.28		SPC14588	8.94	
Yamaha	YRS-208P	Recorder	Pink	No Substitutions	TBD	0038012	\$4.93		\$ 5.28		SPC14590	8.94	
Yamaha	YRS-208G	Recorder	Green	No Substitutions	TBD	0041332	\$4.93		\$ 5.28		SPC294149	8.94	
Peripole, Inc.		Recorder	Baroque Peripole - 2 piece, all colors	No Substitutions	50-0002	no bid			no bid		KJ200	5.44	
PIANOS / KEYBOARDS													
Yamaha	CVP-701BW	Piano, Digital /Clavinova	with bench and dolly	No Substitutions	50-0126	1492627 / dolly 1317989	\$3,487.50	w/J-4004 dolly	no bid		No Bid	No Bid	
Pearl	EM1	Medi Keyboard	Mallet Station	No Substitutions	50-0199	1417931	\$1,059.30		\$ 1,002.10		MalletStation	949	
Yamaha	YDP-184	Piano, Digital /Clavinova	with bench and dolly	Substitutions Allowed	TBD	1411582 / dolly 1317989	\$2,342.99	YDP184R w/J-4004 dolly	\$ 1,723.75		No Bid	No Bid	
Roland	KS-20x	Portable piano	stand and dolly	Substitutions Allowed	TBD	1524673	\$2,589.98	RD-2000 Kit1, w/KS-20X stand, J-NO DOLLY	no bid		No Bid	No Bid	
WOODWIND													
Fox	IV	Bassoon	Model 4 Standard	No Substitutions	50-0008	0042114	\$7,560.98		\$ 7,130.00		SPC321641	6445	
Jupiter	JCB1000N	Bass Clarinet		No Substitutions	50-0007	0103550	\$2,008.13		\$ 1,890.81		JBC1000N	1659	
Yamaha	YCL221I	Bass Clarinet		No Substitutions	50-0006	0040562	\$2,524.39		\$ 2,328.75		YCL221II	2152	
Selmer	123FB	Oboe	Step Up 4/4	No Substitutions	50-0200	0011152	\$2,896.72		\$ 2,672.22		SEOB123FB	2470	
Yamaha	YAS-26	Saxophone	Alto	No Substitutions	50-0009	0147160	\$1,184.39		\$ 1,365.75	YAS23 discontinued - new model is YAS26	YAS26	1010	
Jupiter	YBS1100	Saxophone	Baritone	No Substitutions	50-0011	0025445	\$9,912.04	JBS1000	\$ 4,604.48		JBS1100	4042	
Yamaha	YBS-62II	Saxophone	Bari - Eb	No Substitutions	50-0010	1553809	\$9,879.27		\$ 5,629.50	YBS52 discontinued - new model is YBS480	YBS480	5199	
Yamaha	YTS-200ADII	Saxophone	Saxophone - Tenor Bb	No Substitutions	50-0012	no bid	\$0.00		\$ 1,495.72		YTS26	1275	Comparable to advantage, just traditional label
Yamaha	YTS480	Saxophone	Tenor, Intermediate	No Substitutions	50-0197	0147163	\$2,809.76		\$ 2,592.00		YTS480	2396	
Yamaha	YCL-681	Eb Clarinet	High school only	No Substitutions	TBD	0035185	\$4,598.78		\$ 4,242.38	NOTE - this is an Eb Clarinet model	YCL681	3919	
Yamaha	YSS475II	Soprano Sax	High school only	No Substitutions	TBD	0030618	\$2,596.34		\$ 2,395.13		YSS475II	2214	
BRASS													
Corn	6D	Horn, French - Double	Yellow Brass, Geyer style	No Substitutions	50-0015	0010956	\$3,999.61		\$ 3,689.64		Conn6Dv2	3410	
Yamaha	YHR567	Horn, French - Double	Yellow Brass, Geyer style	No Substitutions	50-0016	0023870	\$9,122.26		\$ 3,031.88		YHR567	2799	
Suzuki	AM200	Metallophone	Alto Standard	No Substitutions	50-0073	no bid			no bid		No Bid	No Bid	
Suzuki	BM200	Metallophone	Deep Bass	No Substitutions	50-0071	no bid			no bid		No Bid	No Bid	
Suzuki	SM200	Metallophone	Soprano - Standard	No Substitutions	50-0074	no bid			no bid		No Bid	No Bid	
Studio 49	SM1600	Metallophone Soprano Diatonic	1601 Series Elementary Students	No Substitutions	50-0076	0079143	\$481.80		no bid		SM1600	455	
Yamaha	YSL-200AD	Trombone	Student	No Substitutions	50-0013	no bid			\$ 606.38		YSL354	562	Comparable to advantage, just traditional label
Yamaha	YBL-620G	Bass trombone	High school only	No Substitutions	TBD	0060600	\$4,351.22		\$ 4,014.00		YBL620G	3710	
Bach	TR300H2	Trumpet		No Substitutions	50-0019	no bid			\$ 623.58	TR300H2 discontinued - new model is BTR301	BATR300	719.23	
Bundy	BTR-301	Trumpet	For elementary only	No Substitutions	50-0017	no bid			\$ 623.58	BTR300 discontinued - new model is BTR301	No Bid	No Bid	
Yamaha	YTR-2330	Trumpet		No Substitutions	50-0018	0147164	\$591.80		\$ 758.25		YTR2330	560	
Leblanc	7181	Clarinet	Leblanc Eb Contra Alto Clarinet	No Substitutions	50-0175	0011999	\$6,109.00		\$ 5,824.17	Note: this is an EEB Contra Alto Clarinet model	LEL7181	5381	
Geminhardt	25P	Flute	Student Flute	No Substitutions	50-0133	no bid			no bid		No Bid	No Bid	
Yamaha	YFL-222	Flute	Student Flute	No Substitutions	50-0134	1181549	\$417.07		\$ 534.38		YFL222CG	395	
Yamaha	YCL-255	Clarinet	Standard Bb Clarinet	No Substitutions	50-0176	0147161	\$486.83		\$ 561.38		YCL255N	415	
Corn	8D	French Horn -DOUBLE	French horn, advanced level	No Substitutions	50-0178	0011401	\$5,611.54		\$ 5,176.64		Conn8Dv2	4785	
Jupiter	CT300	Tuba 3/4	3/4 tuba	No Substitutions	TBD	no bid			\$ 2,943.07		JTU700	2562	
PERCUSSION													
Boomwhackers	BWH13	Boomwhacker	13-Note Floor Stand - storage	No Substitutions	50-0030	1420706	\$11.10		no bid		No Bid	No Bid	
Boomwhackers	BWCG	Boomwhackers	5-note Chromatics Set	No Substitutions	50-0035	0047218	\$14.93		no bid		BWCG	14.9	
Boomwhackers	BWDG	Boomwhackers	C Major Diatonic Set - 8-note	No Substitutions	50-0029	0047212	\$22.35		no bid		BWDG	22.9	
Boomwhackers	BWJG	Boomwhackers	Bass Diatonic Set 7-note	No Substitutions	50-0033	0047214	\$39.12		no bid		BWJG	42	
Boomwhackers	BWEG	Boomwhackers	Treble Extension Set - 7 note	No Substitutions	50-0034	0064547	\$14.12		no bid		BWEG	15.5	
Zildjian	ZBT14C	Cymbal	Crash Cymbals 14"	No Substitutions	50-0026	no bid-discontinued			no bid		ILH14C	79	New Model
Sabian	XSR1623B	Cymbal	XS20 Suspended w/ 16" Stand	No Substitutions	50-0060	1191666	\$119.25		no bid		No Bid	No Bid	
Meinl	B20JETR	Cymbal	Extra Thin Ride - Byzance 20" Jazz	No Substitutions	50-0089	1033496	\$389.76		no bid		No Bid	No Bid	
Humes & Berg	GL526DIV	Cymbal Bag	Deluxe 22" w/ dividers	No Substitutions	50-0194	0191722	\$108.99		no bid		GCY22TP	124.94	
Yamaha	SBP2F50	Drum Set	w/ 20" Bass Drum 5-Piece Stage Custom Birch Shell Pack	No Substitutions	50-0087	various	\$693.22		\$ 608.04		SCBIRCHSPCR	612.94	
Yamaha	CTS0234	Drum Set	Concert Toms (8000 series w/ 10,12,13,14")	No Substitutions	50-0196	no bid			\$ 1,551.94		CTS-0234	1434	
Orange County Drums & Percussion	HD-8500-06	Drums, Hand Pretuned	Set of 6 w/ synthetic Fiberskyn 3	No Substitutions	50-0078	0080332	\$259.99		no bid		No Bid	No Bid	
Yamaha	SK275	Snare - Kit w/Stand	Student Model	Substitutions Allowed	50-0057	1317980	\$400.96	Vic Firth V6705-U	\$ 236.25	discontinued - new model is SK-285 includes case and stand	SK-285	249	New Model
Orange County Drum	OCSN0614-NBBA	Snare Drum	Maple, Orange County Drum	No Substitutions	50-0058	no bid-discontinued			no bid		No Bid	No Bid	
Ludwig	LMXYLO	Xylophone	Ludwig Musser 2.5 octave	No Substitutions	50-0024	1564465	\$916.30	LMXYLO2	\$ 721.59		LMXYLO2	667	

Majestic	X6535H	Xylophone	w/ height adjustable stand	No Substitutions	50-0198	1181962	\$2,722.99		\$ 2,911.37		X6535H	2690
Grove	SVTB-SET	Triangle Beater	Set of 3	No Substitutions	50-0192	0055519	\$24.29		no bid		SV-TB-SET	27.5
Grove	TR-9	Triangle	Super-Overtone 9"	No Substitutions	50-0193	0053670	\$88.00		no bid		TR-9	79
Ludwig	LECB86X8M	Bass Drum	18 x 36 Bass Drum for high school only	No Substitutions	TBD	1001333	\$2,216.51		\$ 2,231.09		LECB86X8M	2062
STRINGS												
StringWorks	Virtuoso	Cello, 4/4	Virtuoso model for High School Only	No Substitutions	TBD	no bid			no bid		No Bid	No Bid
Snow	PerCaso	Violin 4/4	High school only	No Substitutions	TBD	no bid			no bid		No Bid	No Bid
StringWorks	Soloist III	Violin 4/4	High school only	No Substitutions	TBD	no bid			no bid		No Bid	No Bid
StringWorks	Soloist III	Cello 4/4	High school only	No Substitutions	TBD	no bid			no bid		No Bid	No Bid
Christopher	DB302	Bass, 3/4 Gamba	Gamba model for High School Only	No Substitutions	TBD	no bid			\$ 1,920.00		No Bid	No Bid
Glasser	G502	Bow - Bass, All Sizes German	All Sizes	No Substitutions	50-0091	no bid			no bid		No Bid	No Bid
Glasser	G502	Bow - Bass, All Sizes French	All Sizes	No Substitutions	50-0092	no bid			no bid		No Bid	No Bid
H Core	CC485-3/4	Case 3/4, Bass	Bass Case, Nylon w/ Padded Lining	No Substitutions	50-0108	1588031	\$93.95	CC485-2 -correct model number	no bid		HcBagDB34	85
Eastman	VA100SBC	Viola 13"	w/bag & bow	No Substitutions	50-0204	1558934	\$482.40	VA100SBC	\$ 434.16		No Bid	No Bid
Eastman	VL100SBC	Violin 3/4	w/bag & bow	No Substitutions	50-0205	1558929	\$391.20	VL10034SBC	\$ 352.08		No Bid	No Bid
							\$14,370.53		\$ 11,996.40			\$ 55,251.28



DISTRICT 300

Community Unit School District 300

2605 BUNKER HILL DRIVE

ALGONQUIN, IL 60102

Diane C. White, Director of Purchasing

PHONE: 847-551-8460 · FAX 847-551-8463

August 12, 2024

Mr. George Quinlan, Jr.
Quinlan & Fabish Music Co
6827 High Grove Blvd.
Burr Ridge, IL 60527

Via Email: gqir@qandf.com

BID – Contract Pricing of Musical Instruments and Equipment - 1st Extension

Dear Mr. Quinlan,

On November 14, 2023, The Board of Education originally approved a contract with Quinlan & Fabish Music Co for a portion of the Contract Pricing of Musical Instruments Bid. The contract included the possibility of one one-year extension. District 300 would like to exercise the first contract extension based on the October 12, 2023 response submitted by your firm. The extension will run from September 1, 2024 to August 31, 2025.

If your firm agrees to the pricing as shown in the following original contract, the administration will recommend your contract extension to the Board of Education for review by the finance committee on Tuesday, September 10, 2024 and award by the board on Tuesday, September 24, 2024.

The favor of a response is requested by Friday, August 16, 2024.

Sincerely,

Diane White

2024-08-12

8375D43E716D90C09E2DBCB5C76FBD7 contractworks
Diane C White, Director of Purchasing

Acceptance to hold submitted pricing:

George Quinlan Jr.

2024-08-15

BDE5DE2EB12BC1C182ED8313A255DDF4 contractworks

Service Provider

COMMUNITY UNIT SCHOOL DISTRICT 300
Contract Pricing for Musical Instruments
Monday , October 23, 2023 1:00 PM CST

VENDORS	References	Certificates	Vendor App.	W-9	Addendum 1	Signed Bid Response Form A	Signed Bid Response Form B	Comments
Boothe Music								
Cassandra Strings								
Delgado Guitars								
Lakeshore Learning Materials								
Music & Arts	Y	Y	Y	Y	Y	Y	Y	
Peripole								
Piano Forte Chicago								
PM Music Center								
Quinlan & Fabish	Y	Y	Y	Y	Y	Y	Y	
Sweetwater Music	Y	Y	Y	Y	Y	Y	Y	
Taylor Music								
Washington Music Center								
Wenger Corp.								
West Music								No Bid

Administration Recommends:

Music and Arts - Frederick, MD
 Recommend award of contract pricing for Musical Instruments for an estimated contract amount of **\$14,370.53**.

Quinlan & Fabish Music Co. - Burr Ridge, IL
 Recommend award of contract pricing for Musical Instruments for an estimated contract amount of **\$11,996.40**.

Sweetwater Sound LLC -Fort Wayne, IN
 Recommend award of contract pricing for Musical Instruments for an estimated contract amount of **\$55,251.28**.

Total Estimated Award Amount: \$81,618.21

Manufacturer's Name	Manufacturer's Item Nbr	Product Description	Product Description 2	NOTES	D300 Item Number	Music and Arts			Quinlan & Fabish		Sweetwater		
						Vendor Item Number	Price Level Breaks 1-5	Vendor Comments	Price Level Breaks 1-5	Vendor Comments	Vendor Item Number	Price Level Breaks 1-5	Vendor Comments
RECORDERS													
Yamaha	YRS-208B	Recorder	Blue	No Substitutions	TBD	0041331	\$4.93		\$ 5.28		SPC14588	8.94	
Yamaha	YRS-208P	Recorder	Pink	No Substitutions	TBD	0038012	\$4.93		\$ 5.28		SPC14590	8.94	
Yamaha	YRS-208G	Recorder	Green	No Substitutions	TBD	0041332	\$4.93		\$ 5.28		SPC294149	8.94	
Peripole, Inc.		Recorder	Baroque Peripole - 2 piece, all colors	No Substitutions	50-0002	no bid			no bid		KJ200	5.44	
PIANOS / KEYBOARDS													
Yamaha	CVP-701BW	Piano, Digital /Clavinova	with bench and dolly	No Substitutions	50-0126	1492627 / dolly 1317989	\$3,487.50	w/J-4004 dolly	no bid		No Bid	No Bid	
Pearl	EM1	Medi Keyboard	Mallet Station	No Substitutions	50-0199	1417931	\$1,059.30		\$ 1,002.10		MalletStation	949	
Yamaha	YDP-184	Piano, Digital /Clavinova	with bench and dolly	Substitutions Allowed	TBD	1411582 / dolly 1317989	\$2,342.99	YDP184R w/J-4004 dolly	\$ 1,723.75		No Bid	No Bid	
Roland	KS-20x	Portable piano	stand and dolly	Substitutions Allowed	TBD	1524673	\$2,589.98	RD-2000 Kit1, w/KS-20X stand, J-NO DOLLY	no bid		No Bid	No Bid	
WOODWIND													
Fox	IV	Bassoon	Model 4 Standard	No Substitutions	50-0008	0042114	\$7,560.98		\$ 7,130.00		SPC321641	6445	
Jupiter	JCB1000N	Bass Clarinet		No Substitutions	50-0007	0103550	\$2,008.13		\$ 1,890.81		JBC1000N	1659	
Yamaha	YCL221I	Bass Clarinet		No Substitutions	50-0006	0040562	\$2,524.39		\$ 2,328.75		YCL221II	2152	
Selmer	123FB	Oboe	Step Up 4/4	No Substitutions	50-0200	0011152	\$2,896.72		\$ 2,672.22		SEOB123FB	2470	
Yamaha	YAS-26	Saxophone	Alto	No Substitutions	50-0009	0147160	\$1,184.39		\$ 1,365.75	YAS23 discontinued - new model is YAS26	YAS26	1010	
Jupiter	YBS1100	Saxophone	Baritone	No Substitutions	50-0011	0025445	\$3,912.04	JBS1000	\$ 4,604.48		JBS1100	4042	
Yamaha	YBS-62II	Saxophone	Bari - Eb	No Substitutions	50-0010	1553809	\$9,879.27		\$ 5,629.50	YBS52 discontinued - new model is YBS480	YBS480	5199	
Yamaha	YTS-200ADII	Saxophone	Saxophone - Tenor Bb	No Substitutions	50-0012	no bid	\$0.00		\$ 1,495.72		YTS26	1275	Comparable to advantage, just traditional label
Yamaha	YTS480	Saxophone	Tenor, Intermediate	No Substitutions	50-0197	0147163	\$2,809.76		\$ 2,592.00		YTS480	2396	
Yamaha	YCL-681	Eb Clarinet	High school only	No Substitutions	TBD	0035185	\$4,598.78		\$ 4,242.38	NOTE - this is an Eb Clarinet model	YCL681	3919	
Yamaha	YSS475II	Soprano Sax	High school only	No Substitutions	TBD	0030618	\$2,596.34		\$ 2,395.13		YSS475II	2214	
BRASS													
Corn	6D	Horn, French - Double	Yellow Brass, Geyer style	No Substitutions	50-0015	0010956	\$3,999.61		\$ 3,689.64		Conn6Dv2	3410	
Yamaha	YHR567	Horn, French - Double	Yellow Brass, Geyer style	No Substitutions	50-0016	0023870	\$3,122.26		\$ 3,031.88		YHR567	2799	
Suzuki	AM200	Metallophone	Alto Standard	No Substitutions	50-0073	no bid			no bid		No Bid	No Bid	
Suzuki	BM200	Metallophone	Deep Bass	No Substitutions	50-0071	no bid			no bid		No Bid	No Bid	
Suzuki	SM200	Metallophone	Soprano - Standard	No Substitutions	50-0074	no bid			no bid		No Bid	No Bid	
Studio 49	SM1600	Metallophone Soprano Diatonic	1601 Series Elementary Students	No Substitutions	50-0076	0079143	\$481.80		no bid		SM1600	455	
Yamaha	YSL-200AD	Trombone	Student	No Substitutions	50-0013	no bid			\$ 606.38		YSL354	562	Comparable to advantage, just traditional label
Yamaha	YBL-620G	Bass trombone	High school only	No Substitutions	TBD	0060600	\$4,351.22		\$ 4,014.00		YBL620G	3710	
Bach	TR300H2	Trumpet		No Substitutions	50-0019	no bid			\$ 623.58	TR300H2 discontinued - new model is BTR301	BATR300	719.23	
Bundy	BTR-301	Trumpet	For elementary only	No Substitutions	50-0017	no bid			\$ 623.58	BTR300 discontinued - new model is BTR301	No Bid	No Bid	
Yamaha	YTR-2330	Trumpet		No Substitutions	50-0018	0147164	\$591.80		\$ 758.25		YTR2330	560	
Leblanc	7181	Clarinet	Leblanc Eb Contra Alto Clarinet	No Substitutions	50-0175	0011999	\$6,109.00		\$ 5,824.17	Note: this is an EEB Contra Alto Clarinet model	LEL7181	5381	
Geminhardt	25P	Flute	Student Flute	No Substitutions	50-0133	no bid			no bid		No Bid	No Bid	
Yamaha	YFL-222	Flute	Student Flute	No Substitutions	50-0134	1181549	\$417.07		\$ 534.38		YFL222CG	395	
Yamaha	YCL-255	Clarinet	Standard Bb Clarinet	No Substitutions	50-0176	0147161	\$486.83		\$ 561.38		YCL255N	415	
Corn	8D	French Horn -DOUBLE	French horn, advanced level	No Substitutions	50-0178	0011401	\$5,611.54		\$ 5,176.64		Conn8Dv2	4785	
Jupiter	CT300	Tuba 3/4	3/4 tuba	No Substitutions	TBD	no bid			\$ 2,943.07		JTU700	2562	
PERCUSSION													
Boomwhackers	BWH13	Boomwhacker	13-Note Floor Stand - storage	No Substitutions	50-0030	1420706	\$11.10		no bid		No Bid	No Bid	
Boomwhackers	BWCG	Boomwhackers	5-note Chromatics Set	No Substitutions	50-0035	0047218	\$14.93		no bid		BWCG	14.9	
Boomwhackers	BWDG	Boomwhackers	C Major Diatonic Set - 8-note	No Substitutions	50-0029	0047212	\$22.35		no bid		BWDG	22.9	
Boomwhackers	BWJG	Boomwhackers	Bass Diatonic Set 7-note	No Substitutions	50-0033	0047214	\$39.12		no bid		BWJG	42	
Boomwhackers	BWEG	Boomwhackers	Treble Extension Set - 7 note	No Substitutions	50-0034	0064547	\$14.12		no bid		BWEG	15.5	
Zildjian	ZBT14C	Cymbal	Crash Cymbals 14"	No Substitutions	50-0026	no bid-discontinued			no bid		ILH14C	79	New Model
Sabian	XSR1623B	Cymbal	XS20 Suspended w/ 16" Stand	No Substitutions	50-0060	1191666	\$119.25		no bid		No Bid	No Bid	
Meinl	B20JETR	Cymbal	Extra Thin Ride - Byzance 20" Jazz	No Substitutions	50-0089	1033496	\$389.76		no bid		No Bid	No Bid	
Humes & Berg	GL526DIV	Cymbal Bag	Deluxe 22" w/ dividers	No Substitutions	50-0194	0191722	\$108.99		no bid		GCY22TP	124.94	
Yamaha	SBP2F50	Drum Set	w/ 20" Bass Drum 5-Piece Stage Custom Birch Shell Pack	No Substitutions	50-0087	various	\$693.22		\$ 608.04		SCBIRCHSPCR	612.94	
Yamaha	CTS0234	Drum Set	Concert Toms (8000 series w/ 10,12,13,14")	No Substitutions	50-0196	no bid			\$ 1,551.94		CTS-0234	1434	
Orange County Drums & Percussion	HD-8500-06	Drums, Hand Pretuned	Set of 6 w/ synthetic Fiberskyn 3	No Substitutions	50-0078	0080332	\$259.99		no bid		No Bid	No Bid	
Yamaha	SK275	Snare - Kit w/Stand	Student Model	Substitutions Allowed	50-0057	1317980	\$400.96	Vic Firth V6705-U	\$ 236.25	discontinued - new model is SK-285 includes case and stand	SK-285	249	New Model
Orange County Drum	OCSN0614-NBBA	Snare Drum	Maple, Orange County Drum	No Substitutions	50-0058	no bid-discontinued			no bid		No Bid	No Bid	
Ludwig	LMXYLO	Xylophone	Ludwig Musser 2.5 octave	No Substitutions	50-0024	1564465	\$916.30	LMXYLO2	\$ 721.59		LMXYLO2	667	

Majestic	X6535H	Xylophone	w/ height adjustable stand	No Substitutions	50-0198	1181962	\$2,722.99		\$ 2,911.37		X6535H	2690
Grove	SVTB-SET	Triangle Beater	Set of 3	No Substitutions	50-0192	0055519	\$24.29		no bid		SV-TB-SET	27.5
Grove	TR-9	Triangle	Super-Overtone 9"	No Substitutions	50-0193	0053670	\$88.00		no bid		TR-9	79
Ludwig	LECB86X8M	Bass Drum	18 x 36 Bass Drum for high school only	No Substitutions	TBD	1001333	\$2,216.51		\$ 2,231.09		LECB86X8M	2062
STRINGS												
StringWorks	Virtuoso	Cello, 4/4	Virtuoso model for High School Only	No Substitutions	TBD	no bid			no bid		No Bid	No Bid
Snow	PerCaso	Violin 4/4	High school only	No Substitutions	TBD	no bid			no bid		No Bid	No Bid
StringWorks	Soloist III	Violin 4/4	High school only	No Substitutions	TBD	no bid			no bid		No Bid	No Bid
StringWorks	Soloist III	Cello 4/4	High school only	No Substitutions	TBD	no bid			no bid		No Bid	No Bid
Christopher	DB302	Bass, 3/4 Gamba	Gamba model for High School Only	No Substitutions	TBD	no bid			\$ 1,920.00		No Bid	No Bid
Glasser	G502	Bow - Bass, All Sizes German	All Sizes	No Substitutions	50-0091	no bid			no bid		No Bid	No Bid
Glasser	G502	Bow - Bass, All Sizes French	All Sizes	No Substitutions	50-0092	no bid			no bid		No Bid	No Bid
H Core	CC485-3/4	Case 3/4, Bass	Bass Case, Nylon w/ Padded Lining	No Substitutions	50-0108	1588031	\$93.95	CC485-2 -correct model number	no bid		HcBagDB34	85
Eastman	VA100SBC	Viola 13"	w/bag & bow	No Substitutions	50-0204	1558934	\$482.40	VA100SBC	\$ 434.16		No Bid	No Bid
Eastman	VL100SBC	Violin 3/4	w/bag & bow	No Substitutions	50-0205	1558929	\$391.20	VL10034SBC	\$ 352.08		No Bid	No Bid
							\$14,370.53			\$ 11,996.40	\$ 55,251.28	

Bid - Contract Pricing for Musical Instruments and Equipment			
Timeline - 10/2/23			
ACTION	DATE	TIME	LOCATION
Establish Timeline	Monday, 10/2/23		Purchasing
Specifications Finalized	Monday, 10/2/23		Shiela C.
Specifications Released	Monday, 10/2/23	4:00 PM CT	BidNet
Legal Ad	Tuesday, 10/3/23		Daily Herald
Pre-Bid Meeting	Thursday, 10/5/23	11:00 AM CT	Google Meet
Q&A Deadline	Monday, 10/16/23	12 Noon CT	BidNet
Bid Opening	Monday, 10/23/23	1:00 PM CT	Google Meet
Evaluation Period	Monday, 10/23/23 - Friday, 10/27/23		Purchasing
Info to CFO	Friday, 10/27/23		Jennifer Porter
BFC Committee Meeting	Tuesday, 11/14/23		Administration
Workshop and BOE Meeting/Approval	Tuesday, 11/14/23		Administration
Contracts Released to Vendors	Wednesday, 11/15/23		Purchasing



COMMUNITY UNIT SCHOOL DISTRICT NO. 300 BOARD of EDUCATION MEMO

DATE: October 26, 2023

TO: Dr. Susan Harkin, Superintendent
Board of Education

FROM: Diane White, Director of Purchasing

SUBJECT: Contract Pricing Musical Instruments

Presented at the following Board Meetings	
Board Operations Committee	11/14/2023
Policy/Legislative	
School Utilization	
BOE 1st Reading	11/14/2023
BOE 2nd Reading	11/14/2023

Background

District 300 published the bid for Contract Pricing for Musical Instruments via BidNet on October 2, 2023. Fourteen vendors downloaded the bid documents from BidNet. A public bid opening was held via Google Meet and bids were opened on October 23, 2023. Three bids were received as well as one formal decline.

The contract term is one year, with the possibility of (one) one-year extension.

Administrative Recommendation

Music and Arts - Frederick, MD: award of contract pricing for Musical Instruments for an estimated contract amount of \$14,370.53.

Quinlan & Fabish Music Co. - Burr Ridge, IL: award of contract pricing for Musical Instruments for an estimated contract amount of \$11,996.40.

Sweetwater Sound, LLC – Fort Wayne, IN: award of contract pricing for Musical Instruments for an estimated contract amount of \$55,251.28.

Fiscal Impact

The total estimated award amount is \$81,618.21. Musical Instruments will be funded by Fund 10 Educational Funds.



DISTRICT 300

Community Unit School District 300

2605 BUNKER HILL DRIVE

ALGONQUIN, IL 60102

Diane C. White, Director of Purchasing

PHONE: 847-551-8460 · FAX 847-551-8463

August 12, 2024

Mr. George Quinlan, jr.
Quinlan & Fabish Music Co
6827 High Grove Blvd.
Burr Ridge, IL 60527

Via Email: gqjr@qandf.com

BID – Contract Pricing of Musical Instruments and Equipment - Second Extension

Dear Mr. Quinlan,

On August 23, 2022, The Board of Education originally approved a contract with Quinlan & Fabish Music Co for a portion of the Contract Pricing of Musical Instruments Bid. The contract included the possibility of two one-year extensions. District 300 would like to exercise the second contract extension based on the Oct 10, 2023 response submitted by your firm. The extension will run from September 1, 2024 to August 31, 2025.

If your firm agrees to the pricing as shown in the following original contract, the administration will recommend your contract extension to the Board of Education for review by the finance committee on Tuesday, September 10, 2024 and award by the board on Tuesday, September 24, 2024.

The favor of a response is requested by Friday, August 16, 2024.

Sincerely,

Diane White

2024-08-12

8375D43E716D90C09E20BCB05C76FBD7 contractworks
Diane C White, Director of Purchasing

Acceptance to hold submitted pricing:

George Quinlan Jr.

2024-08-15

BDE5DE2EB12BC1C182ED8313A255DDF4 contractworks

Service Provider



DISTRICT 300

Community Unit School District 300

2605 BUNKER HILL DRIVE

ALGONQUIN, IL 60102

Diane C. White, Director of Purchasing

PHONE: 847-551-8460 · FAX 847-551-8463

March 7, 2024

Mr. George Quinlan, jr.
Quinlan & Fabish Music Co
6827 High Grove Blvd.
Burr Ridge, IL 60527

Email: gqjr@qandf.com

Bid - Contract Pricing of Musical Instruments and Equipment -First Extension

Dear Mr. Quinlan,

Congratulations! District 300 has awarded the contract for the Contract Pricing of Musical Instruments and Equipment - First Extension to Quinlan & Fabish Music Co. The Board of Education approved this contract at the regularly scheduled meeting on August 23, 2023. This will extend the current contract to August 31, 2024.

Please sign this letter via Contract Works by Friday, March 11, 2024. Please submit your Certificate of Insurance naming District 300 as additional insured as soon as possible to bids.purchasing@d300.org.

Diane White
8375D43E716D90C09E2DBCBD5C76FBD7 contractworks. 2024-03-07

ADMINISTRATOR (Signature)

Diane C. White, Director of Purchasing

George Quinlan Jr.
BDE5DE2EB12BC1C182ED8313A255DDF4 contractworks. 2024-03-08

CONTRACTOR (Signature)

George Quinlan Jr. President

Printed name and title)

If you have any further questions regarding this contract, please feel free to contact me at (847) 551-8460.

Sincerely,

Diane C. White, Director of Purchasing



COMMUNITY UNIT SCHOOL DISTRICT NO. 300
BOARD of EDUCATION MEMO

DATE: September 12, 2023
TO: Dr. Susan Harkin, Superintendent
Board of Education
FROM: Diane White, Director of Purchasing

Presented at the following Board Meetings	
Board Operations Committee	09/12/2023
Policy/Legislative	
School Utilization	
BOE 1st Reading	09/12/2023
BOE 2nd Reading	09/26/2023

SUBJECT: Contract Pricing for Music Instruments – 1st Extension

Background

On August 23, 2022, the Board of Education approved the contract pricing bid for the procurement of music instruments.

The original bid documents pertaining to the annual district-wide acquisition of music instruments were made available on June 20, 2022. This bid solicited unit pricing for a twelve-month duration, with the potential for two one-year extensions. The deadline for the submission of bids was set for July 12, 2022, at 11:00 a.m., and the bid request was disseminated through BidNet. In response, four qualified vendors submitted their bids.

Among these, three vendors have committed to maintaining their pricing without any escalation and have executed the offer letter for the initial extension of the contract, as evidenced by the signed letter dated May 25, 2023, which is enclosed herein. The extension of the contract is slated to run until August 31, 2024, with the prospect of an additional one-year extension.

Detailed unit pricing for this contract is stored within the purchasing department's records. As per this arrangement, instruments will be procured as the need arises. Any instruments not encompassed by these extensions will be subject to a bidding process in October 2023.

Administrative Recommendation

Quinlan & Fabish, Burr Ridge, IL - Contract Pricing
Cassandra Strings, Algonquin, IL - Contract Pricing
PM Music, Aurora, IL - Contract pricing

The administration recommends extending the current contract for these vendors.

The estimated contract amount of \$75,000.00 is based on actual spending in fiscal year 2023.

Fiscal Impact

The education fund will fund the estimated award of \$75,000.00 for the purchase of musical instruments. (10)



DISTRICT 300

Community Unit School District 300

2605 BUNKER HILL DRIVE

ALGONQUIN, IL 60102

Diane C. White, Director of Purchasing

PHONE: 847-551-8460 · FAX 847-551-8463

August 24, 2022

Mr. George Quinlan, Jr.
Quinlan & Fabish Music Co.
6827 High Grove Blvd.
Burr Ridge, IL 60527

Via email: gqjr@qandf.com

Bid – Contract Pricing of Musical Instruments and Equipment

Dear Mr. Quinlan,


Congratulations! District 300 has awarded a portion of the Contract Pricing of Musical Instruments Bid to Quinlan & Fabish Music Co.! The Board of Education approved this award at their regular meeting of August 23, 2022. The estimated value of this contract is \$13,535.67 for the purchase of musical instruments. Instruments and equipment have been awarded according to the items highlighted in green under your firm's name on the attached bid tabulation. This contract term is September 1, 2022 through August 31, 2023 with the possibility of two one-year extensions.

This signed letter along with the attached documents – original Bid specifications, addenda, and your final response combined serve as the contract for this project.

Please send this signed letter via Contract Works by September 6, 2022.


Please submit your Certificate of Insurance naming the District, the Board of Education and its members individually, and its employees and agents as additional named insured prior to September 6, 2022 to bids.purchasing@d300.org.

This Agreement is entered into as of August 24, 2022.


OWNER (Signature)

Diane White


8375D43E716D90C09E2DBCBD5C76FBD7 contractworks 2022-09-12
Diane C. White, Director of Purchasing


CONTRACTOR (Signature)

George Quinlan, Jr. - Pres.
(Printed name and title)

If you have any further questions regarding this contract, please feel free to contact me at (847) 551-8460.

Sincerely,


Diane C. White, Director of Purchasing



**COMMUNITY UNIT SCHOOL DISTRICT NO. 300
BOARD of EDUCATION MEMO**

DATE: 7/27/2022

TO: Susan Harkin, Superintendent
Board of Education

FROM: Diane C. White
Director of Purchasing

Presented at the following Board Meetings	
Construction/Facility	
Finance	8/9/2022
Policy/Legislative	
School Utilization	
BOE 1st Reading	8/9/2022
BOE 2nd Reading	8/23/2022

SUBJECT: Contract Pricing for Musical Instruments

Background

District 300 published the bid for Contract Pricing for Musical Instruments via BidNet on June 20, 2022. Twenty-two vendors downloaded the bid documents from BidNet. A public bid opening was held via Google Meet and bids were opened on July 12, 2022. Four complete bids were received as well as one formal decline.

The contract term is for one year, with the possibility of two one-year extensions.

Administrative Recommendation

Cassandra Strings - Algonquin, IL: award of contract pricing for Musical Instruments for an estimated contract amount of \$25,940.96.

Music and Arts - Frederick, MD: award of contract pricing for Musical Instruments for an estimated contract amount of \$59,696.44.

PM Music Center - Aurora, IL: award of contract pricing for Musical Instruments for an estimated contract amount of \$44,279.30.

Quinlan & Fabish Music Co. - Burr Ridge, IL: award of contract pricing for Musical Instruments for an estimated contract amount of \$13,535.67.

The Administration recommends approval of these contracts.

Fiscal Impact

The total estimated award amount is \$143,452.37. Musical Instruments will be funded by Fund 10 Educational Funds.

COMMUNITY UNIT SCHOOL DISTRICT 300
Contract Pricing for Musical Instruments
Tuesday, July 12, 2022 11:00 AM CST

VENDORS									Comments
	References	Certificates	Vendor App.	W-9	Addendum 1	Signed Bid Response Form A	Signed Bid Response Form B		
Allied Solutions									
Alto Music									
Boothe Music									
Cassandra Strings	Y	Y	Y	Y	Y	Y	Y		
Delgado Guitars									
Ellman's Music Center									
Lakeshore Learning Materials									
Music & Arts	Y	Y	Y	Y	Y	Y	Y		
North American Procurement Council									
Packcraft/Proudly made									
Piano Forte Chicago									Decline
PM Music Center	Y	Y	Y	Y	Y	Y	Y		
Quinlan & Fabish	Y	Y	Y	Y	Y	Y	Y		
Romeo Music									
School Wholesale Supply									
Shreevastava									
Sweetwater Music									
Taylor Music									
Tiles in Styles									
Vic's Drum Shop									
Washington Music Center									
West Music									

Administration Recommends:

<p>Cassandra Strings - Algonquin, IL Recommend award of contract pricing for Musical Instruments for an estimated contract amount of \$25,940.96 Local Contractor - Cassandra Thuneman - Algonquin, IL</p> <p>Music and Arts - Frederick, MD Recommend award of contract pricing for Musical Instruments for an estimated contract amount of \$59,696.44 Local Contractor - Russell Pinzino - Itasca, IL</p> <p>PM Music Center - Aurora, IL Recommend award of contract pricing for Musical Instruments for an estimated contract amount of \$44,279.30 Local Contractor - Eric Downs / Aurora, IL</p> <p>Quinlan & Fabish Music Co. - Burr Ridge, IL Recommend award of contract pricing for Musical Instruments for an estimated contract amount of \$13,535.67 Local Contractor - George Quinlan / Burr Ridge, IL</p> <p>Total Estimated Award Amount: \$143,452.37</p>
--

	A	B	C	D	E	F	G	H	I	J	K	L	M	N
1							Music and Arts		Cassandra Strings		PM Music			
2	Manufacturer's Name	Manufacturer's Item Nbr	Product Description	Product Description 2	NOTES	D300 Item Number	Vendor Item Number	Price Level Breaks 1-5	Vendor Item Number	Price Level Breaks 1-5	Vendor Item Number	Price Level Breaks 1-5	Vendor Item Number	Price Level Breaks 1-5
3	RECORDERS													
4	Kingsley	SPBLACKFLAP1	Recorder	Baroque Kingsley - 1 piece With Books	No Substitutions	50-0003	NO BID		NO BID		NO BID			No bid
5	Peripole, Inc.		Recorder	Baroque Peripole - 2 piece, all colors	No Substitutions	50-0002	NO BID		NO BID		NO BID			No bid
6	Yamaha	YRS24B	Recorder	3 piece Soprano, All color options, with cleaning rod	No Substitutions	50-0001	0009220	\$4.00	NO BID		YRS24B	4.99		No bid
7	PIANOS / KEYBOARDS													
8	Yamaha	YPG235	Keyboard, portable	Grand Piano - 76 key	No Substitutions	50-0082	0095822	\$148.93	NO BID		PSREW310	249.95		No bid
9	Yamaha	Arius YDP-184	Piano, Digital /Clavinova	with bench and dolly	No Substitutions	50-0175	1411582	\$1,387.74	NO BID		NO BID			NO BID
10	Yamaha	Arius YDP-V240	Piano, Digital /Clavinova	with bench and dolly	No Substitutions	50-0125	0109509	\$1,034.51	NO BID		NO BID			NO BID
11	Yamaha	CVP-701BW	Piano, Digital /Clavinova	with bench and dolly	No Substitutions	50-0126	1492627	\$2,205.27	NO BID		NO BID			NO BID
12	Casio	PX-160BK	Digital Piano	88-Key Full Size Digital Piano	Substitutions Allowed	50-0172	0214250	\$314.58	NO BID		CDP-S350	429.95		NO BID
13	Pearl	EM1	Medi Keyboard	Mallet Station	No Substitutions	50-0199	1417931	\$927.69	NO BID		EM1	1017.95		NO BID
14	WOODWIND													
15	Fox	IV	Bassoon	Model 4 Standard	No Substitutions	50-0008	0042114	\$5,906.40	NO BID		FIV	5970.95	IV	\$ 5,961.60
16	Yamaha	YBH-301M	Baritone	Marching Series - Lacquer - Bb	No Substitutions	50-0021	0027283	\$2,036.21	NO BID		YBH-301M	2053.95	YBH301M	\$ 1,998.15
17	Jupiter	JCB1000N	Bass Clarinet		No Substitutions	50-0007	0103550	\$1,515.11	NO BID		JBC1000N	1766.95	JCB1000N	\$ 1,777.69
18	Yamaha	YCL221I	Bass Clarinet		No Substitutions	50-0006	0040562	\$2,108.97	NO BID		YCL-221II	2121.95	YCL221II	\$ 2,108.97
19	Yamaha	YOB-241	Oboe		No Substitutions	50-0005	0046479	\$1,682.04	NO BID		YOB-241	1722.95	YOB-241I	\$ 1,666.32
20	Selmer	123FB	Oboe	Step Up 4/4	No Substitutions	50-0200	0011152	\$2,238.27	NO BID		123FB	2345.95	123FB	\$ 2,283.56
21	Yamaha	YAS23	Saxophone	Alto	No Substitutions	50-0009	0150654	\$946.25	NO BID		YAS-26	1306.95	YAS26	\$ 1,213.80
22	Jupiter	YBS1100	Saxophone	Baritone	No Substitutions	50-0011	1331565	\$3,615.53	NO BID		JBS1100	4060.95	YBS1100	\$ 4,289.65
23	Yamaha	YBS-52	Saxophone	Bari - Eb	No Substitutions	50-0010	0011328	\$4,623.47	NO BID		YBS-480	4865.95	YBS480	\$ 5,360.63
24	Yamaha	YTS-200ADII	Saxophone	Saxophone - Tenor Bb	No Substitutions	50-0012	0147162	\$995.46	NO BID		YTS200ADII	1560.95	YTS200ADII	\$ 1,642.50
25	Yamaha	YTS480	Saxophone	Tenor, Intermediate	No Substitutions	50-0197	1192301	\$2,053.33	NO BID		YTS-480	2387.95	YTS480	\$ 2,460.70
26	BRASS													
27	Yamaha	YBH-301M	Baritone	Marching Series - Lacquer - Bb	No Substitutions	50-0021	0027283	\$2,036.21	NO BID		YBH-301M	2053.95	YBH301M	\$ 1,998.15
28	Yamaha	YEP321S	Euphonium	4-Valve	No Substitutions	50-0020	0000064	\$2,408.57	NO BID		YEP-321S	2401.95	YEP321S	\$ 2,476.10
29	Conn	6D	Horn, French - Double	Yellow Brass, Geyer style	No Substitutions	50-0015	0010956	\$3,122.26	NO BID		6DK	3162.95	6D	\$ 3,371.45
30	Yamaha	YHR567	Horn, French - Double	Yellow Brass, Geyer style	No Substitutions	50-0016	0023870	\$2,595.12	NO BID		YHR-567	2792.95	YHR567	\$ 2,853.36
31	Suzuki	AM200	Metallophone	Alto Standard	No Substitutions	50-0073	0012031	\$796.72	NO BID		NO BID			No bid
32	Suzuki	BM200	Metallophone	Deep Bass	No Substitutions	50-0071	0157657	\$482.98	NO BID		NO BID			No bid
33	Suzuki	SM200	Metallophone	Soprano - Standard	No Substitutions	50-0074	0157659	\$192.74	NO BID		NO BID			No bid
34	Studio 49	SM1600	Metallophone Soprano Diatonic	1601 Series Elementary Students	No Substitutions	50-0076	0079143	\$371.02	NO BID		NO BID			No bid
35	Yamaha	YSH-411WC	Sousaphone		No Substitutions	50-0023	0039905	\$7,165.79	NO BID		YSH-411WC	6797.95	YSH411WC	\$ 7,232.76
36	Yamaha	YBK-830	Trombone	Bass - Xeno Series	No Substitutions	50-0139	0080538	\$4,441.57	NO BID		YBL-830	4251.95	YBL830	\$ 4,566.10
37	Yamaha	YSL-200AD	Trombone	Student	No Substitutions	50-0013	0007825	\$514.07	NO BID		YSL200AD	741.95	YSL200AD	\$ 705.10
38	Bach	TR300H2	Trumpet		No Substitutions	50-0019	0109753	\$521.21	NO BID		TR300H2	685.95	TR300H2	\$ 589.47
39	Bundy	BTR300	Trumpet	For elementary only	No Substitutions	50-0017	1547695	\$531.91	NO BID		NO BID		BTR301	\$ 589.47
40	Yamaha	YTR-2330	Trumpet		No Substitutions	50-0018	1122463	\$548.91	NO BID		YTR-2330	791.95	YTR2330	\$ 705.10
41	Yamaha	YBB-105WC	Tuba	3-Valve 3/4 Bb Tuba	No Substitutions	50-0136	0010866	\$3,363.01	NO BID		YBB-105WC	3268.95	YBB105WC	\$ 3,425.87
42	Leblanc	7181	Clarinet	Leblanc Eb Contra Alto Clarinet	No Substitutions	50-0175	0011999	\$4,979.00	NO BID		L7181	4985.95	L7181	\$ 5,227.12
43	Geminhardt	2SP	Flute	Student Flute	No Substitutions	50-0133	NO BID	\$0.00	NO BID		2SP	429.95	2SP	\$ 497.20
44	Yamaha	YFL-222	Flute	Student Flute	No Substitutions	50-0134	1181549	\$332.13	NO BID		YFL-222	602.95	YFL222	\$ 497.20
45	Yamaha	YCL-255	Clarinet	Standard Bb Clarinet	No Substitutions	50-0176	1123050	\$261.08	NO BID		YCL-255	625.95	YCL255	\$ 522.50
46	Yamaha	YCL-622II	Clarinet	Low C Professional Bass Clarinet	No Substitutions	50-0006	0037842	\$8,704.45	NO BID		YCL-622II	8235.95	YCL622II	\$ 8,541.75
47	Yamaha	YSS-82Z	Soprano Sax	Soprano Saxophone, advanced level	No Substitutions	50-0177	0151136	\$4,327.08	NO BID		YSS-82Z	4144.95	YSS82Z	\$ 4,286.64
48	Yamaha	YBB321WC	Tuba, Concert	Lacquer/Key of Bb	No Substitutions	50-0014	0026312	\$5,634.62	NO BID		YBB-321WC	5366.95	YBB321WC	\$ 5,792.60
49	Conn	8D	French Horn -DOUBLE	French horn, advanced level	No Substitutions	50-0178	0011401	\$4,262.95	NO BID		8D	4358.95	8D	\$ 4,684.49
50	PERCUSSION													
51	Sonor	KSP60X-F	Bar, Contra Bass	Pao Rosa Primary KSP 60X Bar - F	No Substitutions	50-0202	1130401	\$224.70	NO BID		KSP60XF	260.95		No bid
52	Sonor	KSP60X-G	Bar, Contra Bass	Pao Rosa Primary KSP 60X, Bar - G	No Substitutions	50-0203	1128687	\$224.70	NO BID		KSP60XG	260.95		No bid
53	Boomwhackers	BWH13	Boomwhacker	13-Note Floor Stand - storage	No Substitutions	50-0030	1420706	\$8.08	BWH13	\$9.04	BWH13	10.95		No bid
54	Boomwhackers	BWCG	Boomwhackers	5-note Chromatics Set	No Substitutions	50-0035	0047218	\$10.86	BWCG	\$13.55	BWCG	13.95		No bid
55	Boomwhackers	BWDG	Boomwhackers	C Major Diatonic Set - 8-note	No Substitutions	50-0029	0047212	\$16.26	BWDG	\$20.27	BWDG	18.95		No bid
56	Boomwhackers	BWJG	Boomwhackers	Bass Diatonic Set 7-note	No Substitutions	50-0033	0047214	\$28.46	BWJG	\$35.49	BWJG	30.95		No bid
57	Boomwhackers	BWEG	Boomwhackers	Treble Extension Set - 7 note	No Substitutions	50-0034	0064547	\$10.27	BWEG	\$12.81	BWEG	13.95		No bid
58	Zildjian	ZBT14C	Cymbal	Crash Cymbals 14"	No Substitutions	50-0026	1026745	\$27.96	NO BID		ILH14BP	124.95		No bid

	A	B	C	D	E	F	G	H	I	J	K	L	M	N
59	Sabian	XSR1623B	Cymbal	XS20 Suspended w/ 16" Stand	No Substitutions	50-0090	1191666	\$98.87	NO BID		NO BID			No bid
60	Meinl	B20JETR	Cymbal	Extra Thin Ride - Byzance 20" Jazz	No Substitutions	50-0089	1033946	\$312.78	NO BID		NO BID			No bid
61	Humes & Berg	GL526DIV	Cymbal Bag	Deluxe 22" w/ dividers	No Substitutions	50-0194	0191722	\$76.18	NO BID		GL526DIV	123.95		No bid
62	Tama	TX517	Drum Set	2013 Stage Custom Birch 5-Piece Drum Set with 20" Bass Drum	No Substitutions	50-0179	NO BID	\$0.00	NO BID		NO BID			No bid
63	Yamaha	SBP2F50	Drum Set	w/ 20" Bass Drum 5-Piece Stage Custom Birch Shell Pack	No Substitutions	50-0087	1146986	\$483.53	NO BID		SBP2F50	600.95		No bid
64	Yamaha	CTS0234	Drum Set	Concert Toms (8000 series w/ 10,12,13,14")	No Substitutions	50-0196	0037333	\$1,147.04	NO BID		CTS-0234	1222.95		No bid
65	Orange County Drums & Percussion	HD-8500-06	Drums, Hand Pretuned	Set of 6 w/ synthetic Fiberskyn 3	No Substitutions	50-0078	0080332	\$138.70	NO BID		HD850006	165.95		No bid
66	Pacific	PDDT820X	Drum Throne	PDP 800 Series Tractor Seat	No Substitutions	50-0195	NO BID	\$0.00	NO BID		NO BID			No bid
67	Suzuki	AD250	Glockenspiel	Alto Standard	No Substitutions	50-0080	0206728	\$83.82	NO BID		NO BID			No bid
68	Suzuki	SD250	Glockenspiel	Soprano - Standard	No Substitutions	50-0081	0206730	\$84.13	NO BID		NO BID			No bid
69	Yamaha	SK275	Snare - Kit w/Stand	Student Model	Substitutions Allowed	50-0057	0210524	\$116.52	IS678BP	\$163.79	SK-285	323.95		No bid
70	Orange County Drum	OCSN0614-NBBA	Snare Drum	Maple, Orange County Drum	No Substitutions	50-0058	1059109	\$87.81	NO BID		NO BID			No bid
71	Remo	TU-1112-PM	Tubano	Kintekloth Fabric -Tubano Drumkey Tuned, 12x27"	Substitutions Allowed	50-0085	1001372	\$182.08	TU-1112-PM	\$284.00	TU1112PM	270.95		No bid
72	Remo	DP-VSTU-CC	Tubano, Set-VERSA	TF-20 Head Orange 9,11,13 in	Substitutions Allowed	50-0084	1143109	\$351.60	NO BID		NO BID			No bid
73	Suzuki	AX200	Xylophone	Standard - Alto	No Substitutions	50-0062	0206729	\$289.49	NO BID		NO BID			No bid
74	Sonor	AX-GBF	Xylophone	Beat Alto	No Substitutions	50-0065	0117878	\$337.05	NO BID		AX-GBF	408.95		No bid
75	Suzuki	SX200	Xylophone	Standard - Soprano	No Substitutions	50-0069	0157660	\$222.51	NO BID		NO BID			No bid
76	Yamaha	YX-500F	Xylophone		No Substitutions	50-0173	1321165	\$2,602.24	NO BID		YX-500F	2582.95		No bid
77	Studio 49	BX1600	Xylophone, Bass		No Substitutions	50-0061	0100710	\$1,054.49	NO BID		NO BID			No bid
78	Suzuki	BX200	Xylophone, Bass	Deep Bass	No Substitutions	50-0060	0157659	\$482.98	NO BID		NO BID			No bid
79	Ludwig	LMXYLO	Xylophone	Ludwig Musser 2.5 octave	No Substitutions	50-0024	0229327	\$568.58	NO BID		LMXYLO2	785.95	LMXYLO	\$ 714.44
80	Majestic	X6535H	Xylophone	w/ height adjustable stand	No Substitutions	50-0198	1181962	\$2,533.49	NO BID		X6535H	2662.95	X6535H	\$ 2,713.50
81	Grove	SVTB-SET	Triangle Beater	Set of 3	No Substitutions	50-0192	0055519	\$18.19	NO BID		SVTBSET	23.95		No bid
82	Grove	TR-9	Triangle	Super-Overton 9"	No Substitutions	50-0193	0053670	\$70.62	NO BID		TR9	78.95		No bid
83	STRINGS													
84	Kaces	UKUB-3/4	Bag,Bass 3/4	University Series	No Substitutions	50-0097	0071421	\$53.74	UKUB-3/4	\$ 114.98	UKUB-3/4	124.95		No bid
85	Karl Thunemann	KT80B	Bass 1/2	Student Model 80 w/ bag and bow	No Substitutions	50-0105	NO BID	\$0.00	KT80B	\$1,248	NO BID			No bid
86	Karl Thunemann	KT80B	Bass 1/4	1/4 Double Bass Outfit	No Substitutions	50-0104	NO BID	\$0.00	KT80B	\$1,248	NO BID			No bid
87	Shen	SB80	Bass, String 1/2	w/bag & bow	No Substitutions	50-0119	NO BID	\$0.00	SB80	\$1,248	SB801/2	1490.95	SB80	\$ 1,188.00
88	Shen	SB80	Bass, String 1/4	Model 168	No Substitutions	50-0118	NO BID	\$0.00	SB80	\$1,248	SB801/4	1490.95	SB80	\$ 1,188.00
89	Shen	SB80	Bass, String 1/8	w/bag & bow	No Substitutions	50-0167	NO BID	\$0.00	SB80	\$1,248	SB801/8	1490.95	SB80	\$ 1,188.00
90	Karl Thunemann	Model 80	Bass, String 3/4	3/4 Size String Bass	No Substitutions	50-0106	NO BID	\$0.00	Model 80	\$1,248	NO BID			No bid
91	Shen	SB150	Bass, String 3/4	w/bag & bow	No Substitutions	50-0170	NO BID	\$0.00	SB150	\$2,061	SB1503/4	2125.95	SB150	\$ 2,254.75
92	Shen	SB80	Bass, String 3/4	w/bag & bow	No Substitutions	50-0120	NO BID	\$0.00	SB80	\$1,248	SB803/4	1490.95	SB80	\$ 1,188.00
93	Christopher	DB200	Bass, String 1/4	w/bag & bow	No Substitutions	50-0187	NO BID	\$0.00	NO BID		DB2021/4	1677.95		No bid
94	Christopher	DB200	Bass, String 1/2	w/bag & bow	No Substitutions	50-0188	NO BID	\$0.00	NO BID		DB2021/2	1677.95		No bid
95	Christopher	DB200	Bass, String 3/4	w/bag & bow	No Substitutions	50-0189	NO BID	\$0.00	NO BID		DB2023/4	1677.95		No bid
96	Christopher	DB200	Bass, String 7/8	w/bag & bow	No Substitutions	50-0190	NO BID	\$0.00	NO BID		DB2037/8	1732.95		No bid
97	Glasser	G502	Bow - Bass, All Sizes German	All Sizes	No Substitutions	50-0091	various	\$72.50	G502	\$74.40	NO BID		HG501	\$ 103.32
98	Glasser	G502	Bow - Bass, All Sizes French	All Sizes	No Substitutions	50-0092	various	\$72.50	G502	\$74.40	NO BID		HF501	\$ 103.32
99	Glasser	F402	Bow, Cello, All Sizes	All Sizes	No Substitutions	50-0180	NO BID	\$0.00	F402	\$51.75	NO BID		H401	\$ 79.24
100	Glasser	E302	Bow - Viola, All Sizes	All Sizes	No Substitutions	50-0181	NO BID	\$0.00	E302	\$34.16	NO BID		H301	\$ 51.66
101	Glasser	C202	Bow - Violin, All Sizes	All Sizes	No Substitutions	50-0182	NO BID	\$0.00	C202	\$43.80	NO BID		H201	\$ 42.81
102	H Core	CC485-3/4	Case 3/4, Bass	Bass Case ,Nylon w/ Padded Lining	No Substitutions	50-0108	0063412	\$56.81	CC485-3/4	\$87.75	NO BID			No bid
103	Heritage	HCB32012	Case, Soft, 1/2 Cello	5mm padding	No Substitutions	50-0122	NO BID	\$0.00	HCB32044	\$41.99	NO BID			No bid
104	Heritage	HCB32044	Case, Soft, 3/4 Cello	5mm padding	No Substitutions	50-0123	NO BID	\$0.00	HCB32044	\$41.99	NO BID			No bid
105	Kaces	all sizes Cello	Case, Soft, Cello	all sizes cello soft case	No Substitutions	50-0183	various	\$71.28	UKCB	\$61.99	KCB	97.95		No bid
106	Karl Thunemann	K450	Cello 4/4 Size	outfit model	No Substitutions	50-0184	NO BID	\$0.00	K450	\$1,349	NO BID			No bid
107	Karl Thunemann	Model 150	Cello 1/2 Size	w/bag & bow	No Substitutions	50-0100	NO BID	\$0.00	Model 150	\$758	NO BID			No bid
108	Karl Thunemann	Model 80	Cello 1/2 Size	w/bag & bow	No Substitutions	50-0148	NO BID	\$0.00	Model 80	\$626	NO BID			No bid
109	Shen	150	Cello 1/2 Size	w/bag & bow	No Substitutions	50-0143	NO BID	\$0.00	150	\$758	SC1501/2	995.95	SC150	\$ 852.50
110	Karl Thunemann	Model 150	Cello 1/4 Size	w/bag & bow	No Substitutions	50-0099	NO BID	\$0.00	Model 150	\$758	NO BID			No bid
111	Karl Thunemann	Model 80	Cello 1/4 Size	w/bag & bow	No Substitutions	50-0147	NO BID	\$0.00	Model 80	\$626	NO BID			No bid
112	Shen	150	Cello 1/4 Size	w/bag & bow	No Substitutions	50-0142	NO BID	\$0.00	150	\$758	SC1501/4	995.95	SC150	\$ 852.50
113	Karl Thunemann	Model 150	Cello 1/8 Size	w/bag & bow	No Substitutions	50-0151	NO BID	\$0.00	Model 150	\$758	NO BID			No bid
114	Karl Thunemann	Model 80	Cello 1/8 Size	w/bag & bow	No Substitutions	50-0146	NO BID	\$0.00	Model 80	\$626	NO BID			No bid
115	Shar Music	PC100	Cello 3/4	3/4 size Cello outfit Franz Hoffman	No Substitutions	50-0110	NO BID	\$0.00	PC100	\$719	NO BID			No bid
116	Karl Thunemann	Model 150	Cello 3/4 Size	w/bag & bow	No Substitutions	50-0101	NO BID	\$0.00	Model 150	\$758	NO BID			No bid
117	Karl Thunemann	Model 80	Cello 3/4 Size	w/bag & bow	No Substitutions	50-0149	NO BID	\$0.00	Model 80	\$626	NO BID			No bid
118	Shen	150	Cello 3/4 Size	w/bag & bow	No Substitutions	50-0144	NO BID	\$0.00	150	\$758	SC1503/4	995.95	SC150	\$ 852.50
119	Karl Thunemann	Model 150	Cello 4/4 Size	w/bag & bow	No Substitutions	50-0096	NO BID	\$0.00	Model 150	\$758	NO BID			No bid
120	Karl Thunemann	Model 80	Cello 4/4 Size	w/bag & bow	No Substitutions	50-0150	NO BID	\$0.00	Model 80	\$626	NO BID			No bid



DISTRICT 300

Community Unit School District 300

2605 BUNKER HILL DRIVE

ALGONQUIN, IL 60102

Diane C. White, Director of Purchasing

PHONE: 847-551-8460 · FAX 847-551-8463

August 13, 2024

Mr. Kyle Travis
Sweetwater Sound, LLC
5501 US Hwy 30 W
Fort Wayne, IN 46818

Via Email: procurement_office@sweetwater.com

BID – Contract Pricing of Musical Instruments and Equipment - 1st Extension

Dear Mr. Travis,

On November 14, 2023, The Board of Education originally approved a contract with Sweetwater Sound, LLC for a portion of the Contract Pricing of Musical Instruments Bid. The contract included the possibility of one one-year extension. District 300 would like to exercise the first contract extension based on the October 12, 2023 response submitted by your firm. The extension will run from September 1, 2024 to August 31, 2025.

District 300 acknowledges the price increases for 4 items that were originally awarded to your company which can be seen below. If your firm agrees to the pricing as shown, the administration will recommend your contract extension to the Board of Education for review by the finance committee on Tuesday, September 10, 2024 and award by the board on Tuesday, September 24, 2024.

The favor of a response is requested by Friday, August 16, 2024.

Sincerely,

Diane White

2024-08-14

8375D43E71A090C09E2DBC8D5C76FBD7 contractworks.
Diane C White, Director of Purchasing

Acceptance to hold submitted pricing:

Kyle Travis

2024-08-15

BC25252D7141D2EA03598F7E47B2E75F contractworks.

Service Provider

Item #	Product Name	Old Price	New Price
KJ200	Baroque Peripole Recorders - 2 piece, all colors	Incorrectly bid. Will need to be put out to bid again	
MalletStation	Medi Keyboard	\$ 949	\$ 949
SPC321641	Bassoon Model 4 Standard	\$ 6,445	\$ 6,445
JBC1000N	Bass Clarinet	\$ 1,659	\$ 1,763
YCL221II	Bass Clarinet	\$ 2,152	\$ 2,152
SEOB123FB	Oboe Step p 4/4	\$ 2,470	\$ 2,470
YAS26	Saxophone	\$ 1,010	\$ 1,010
YTS480	Saxophone Tenor, Intermediate	\$ 2,396	\$ 2,396
YCL681	EB Clarinet	\$ 3,919	\$ 3,919
YSS475II	Soprano Sax	\$ 2,214	\$ 2,214
Conn6Dv2	Horn, French - Double	\$ 3,410	\$ 3,465
YHR567	Horn, French - Double	\$ 3,410	\$ 3,410
SM1600	Metallophone Soprano Diatonic	\$ 455	\$ 455
YBL620G	Bass trombone	\$ 3,710	\$ 3,710
YTR2330	Trumpet	\$ 560	\$ 560
LEL7181	Leblanc Eb Contra Alto Clarinet	\$ 5,381	\$ 5,945
YFL222CG	Flute	\$ 395	\$ 395
YCL255N	Clarinet	\$ 415	\$ 415
Conn8Dv2	French Horn -DOUBLE	\$ 4,785	\$ 4,785
JTU700	Tuba 3/4	\$ 2,562	\$ 2,645
BWCG	Boomwhackers	\$ 15	\$ 15
SCBIRCHSPCR	w/ 20" Bass Drum 5-Piece Stage Custom Birch Shell Pack	\$ 613	\$ 613
CTS-0234	Concert Toms (8000 series w/ 10,12,13,14")	\$ 1,434	\$ 1,434
LMXYLO2	Xylophone	\$ 667	\$ 667
X6535H	Xylophone	\$ 2,690	\$ 2,690
TR-9	Triangle Super-Overton 9"	\$ 79	\$ 79
LECB86X8M	18 x 36 Bass Drum for high school only	\$ 2,062	\$ 2,062
		\$ 55,857	\$ 56,663

Total Percentage Increase	1.443
--	--------------



COMMUNITY UNIT SCHOOL DISTRICT NO. 300 BOARD of EDUCATION MEMO

DATE: October 26, 2023

TO: Dr. Susan Harkin, Superintendent
Board of Education

FROM: Diane White, Director of Purchasing

Presented at the following Board Meetings	
Board Operations Committee	11/14/2023
Policy/Legislative	
School Utilization	
BOE 1st Reading	11/14/2023
BOE 2nd Reading	11/14/2023

SUBJECT: Contract Pricing Musical Instruments

Background

District 300 published the bid for Contract Pricing for Musical Instruments via BidNet on October 2, 2023. Fourteen vendors downloaded the bid documents from BidNet. A public bid opening was held via Google Meet and bids were opened on October 23, 2023. Three bids were received as well as one formal decline.

The contract term is one year, with the possibility of (one) one-year extension.

Administrative Recommendation

Music and Arts - Frederick, MD: award of contract pricing for Musical Instruments for an estimated contract amount of \$14,370.53.

Quinlan & Fabish Music Co. - Burr Ridge, IL: award of contract pricing for Musical Instruments for an estimated contract amount of \$11,996.40.

Sweetwater Sound, LLC – Fort Wayne, IN: award of contract pricing for Musical Instruments for an estimated contract amount of \$55,251.28.

Fiscal Impact

The total estimated award amount is \$81,618.21. Musical Instruments will be funded by Fund 10 Educational Funds.

COMMUNITY UNIT SCHOOL DISTRICT 300
Contract Pricing for Musical Instruments
Monday , October 23, 2023 1:00 PM CST

VENDORS	References	Certificates	Vendor App.	W-9	Addendum 1	Signed Bid Response Form A	Signed Bid Response Form B	Comments
Boothe Music								
Cassandra Strings								
Delgado Guitars								
Lakeshore Learning Materials								
Music & Arts	Y	Y	Y	Y	Y	Y	Y	
Peripole								
Piano Forte Chicago								
PM Music Center								
Quinlan & Fabish	Y	Y	Y	Y	Y	Y	Y	
Sweetwater Music	Y	Y	Y	Y	Y	Y	Y	
Taylor Music								
Washington Music Center								
Wenger Corp.								
West Music								No Bid

Administration Recommends:

<p>Music and Arts - Frederick, MD Recommend award of contract pricing for Musical Instruments for an estimated contract amount of \$14,370.53.</p> <p>Quinlan & Fabish Music Co. - Burr Ridge, IL Recommend award of contract pricing for Musical Instruments for an estimated contract amount of \$11,996.40.</p> <p>Sweetwater Sound LLC -Fort Wayne, IN Recommend award of contract pricing for Musical Instruments for an estimated contract amount of \$55,251.28.</p> <p>Total Estimated Award Amount: \$81,618.21</p>
--

Manufacturer's Name	Manufacturer's Item Nbr	Product Description	Product Description 2	NOTES	D300 Item Number	Music and Arts			Quinlan & Fabish		Sweetwater		
						Vendor Item Number	Price Level Breaks 1-5	Vendor Comments	Price Level Breaks 1-5	Vendor Comments	Vendor Item Number	Price Level Breaks 1-5	Vendor Comments
RECORDERS													
Yamaha	YRS-208B	Recorder	Blue	No Substitutions	TBD	0041331	\$4.93		\$ 5.28		SPC14588	8.94	
Yamaha	YRS-208P	Recorder	Pink	No Substitutions	TBD	0038012	\$4.93		\$ 5.28		SPC14590	8.94	
Yamaha	YRS-208G	Recorder	Green	No Substitutions	TBD	0041332	\$4.93		\$ 5.28		SPC294149	8.94	
Peripole, Inc.		Recorder	Baroque Peripole - 2 piece, all colors	No Substitutions	50-0002	no bid			no bid		KJ200	5.44	
PIANOS / KEYBOARDS													
Yamaha	CVP-701BW	Piano, Digital /Clavinova	with bench and dolly	No Substitutions	50-0126	1492627 / dolly 1317989	\$3,487.50	w/J-4004 dolly	no bid		No Bid	No Bid	
Pearl	EM1	Medi Keyboard	Mallet Station	No Substitutions	50-0199	1417931	\$1,059.30		\$ 1,002.10		MalletStation	949	
Yamaha	YDP-184	Piano, Digital /Clavinova	with bench and dolly	Substitutions Allowed	TBD	1411582 / dolly 1317989	\$2,342.99	YDP184R w/J-4004 dolly	\$ 1,723.75		No Bid	No Bid	
Roland	KS-20x	Portable piano	stand and dolly	Substitutions Allowed	TBD	1524673	\$2,589.98	RD-2000 Kit1, w/KS-20X stand, J-NO DOLLY	no bid		No Bid	No Bid	
WOODWIND													
Fox	IV	Bassoon	Model 4 Standard	No Substitutions	50-0008	0042114	\$7,560.98		\$ 7,130.00		SPC321641	6446	
Jupiter	JCB1000N	Bass Clarinet		No Substitutions	50-0007	0103550	\$2,008.13		\$ 1,890.81		JBC1000N	1659	
Yamaha	YCL221I	Bass Clarinet		No Substitutions	50-0006	0040562	\$2,524.39		\$ 2,328.75		YCL221II	2152	
Selmer	123FB	Oboe	Step Up 4/4	No Substitutions	50-0200	0011152	\$2,896.72		\$ 2,672.22		SEOB123FB	2470	
Yamaha	YAS-26	Saxophone	Alto	No Substitutions	50-0009	0147160	\$1,184.39		\$ 1,365.75	YAS23 discontinued - new model is YAS26	YAS26	1010	
Jupiter	YBS1100	Saxophone	Baritone	No Substitutions	50-0011	0025445	\$9,912.04	JBS1000	\$ 4,604.48		JBS1100	4042	
Yamaha	YBS-62II	Saxophone	Bari - Eb	No Substitutions	50-0010	1553809	\$9,879.27		\$ 5,629.50	YBS52 discontinued - new model is YBS480	YBS480	5199	
Yamaha	YTS-200ADII	Saxophone	Saxophone - Tenor Bb	No Substitutions	50-0012	no bid	\$0.00		\$ 1,495.72		YTS26	1275	Comparable to advantage, just traditional label
Yamaha	YTS480	Saxophone	Tenor, Intermediate	No Substitutions	50-0197	0147163	\$2,809.76		\$ 2,592.00		YTS480	2396	
Yamaha	YCL-681	Eb Clarinet	High school only	No Substitutions	TBD	0035185	\$4,598.78		\$ 4,242.38	NOTE - this is an Eb Clarinet model	YCL681	3919	
Yamaha	YSS475II	Soprano Sax	High school only	No Substitutions	TBD	0030618	\$2,596.34		\$ 2,395.13		YSS475II	2214	
BRASS													
Corn	6D	Horn, French - Double	Yellow Brass, Geyer style	No Substitutions	50-0015	0010956	\$3,999.61		\$ 3,689.64		Conn6Dv2	3410	
Yamaha	YHR567	Horn, French - Double	Yellow Brass, Geyer style	No Substitutions	50-0016	0023870	\$9,122.26		\$ 3,031.88		YHR567	2799	
Suzuki	AM200	Metallophone	Alto Standard	No Substitutions	50-0073	no bid			no bid		No Bid	No Bid	
Suzuki	BM200	Metallophone	Deep Bass	No Substitutions	50-0071	no bid			no bid		No Bid	No Bid	
Suzuki	SM200	Metallophone	Soprano - Standard	No Substitutions	50-0074	no bid			no bid		No Bid	No Bid	
Studio 49	SM1600	Metallophone Soprano Diatonic	1601 Series Elementary Students	No Substitutions	50-0076	0079143	\$481.80		no bid		SM1600	455	
Yamaha	YSL-200AD	Trombone	Student	No Substitutions	50-0013	no bid			\$ 606.38		YSL354	562	Comparable to advantage, just traditional label
Yamaha	YBL-620G	Bass trombone	High school only	No Substitutions	TBD	0060600	\$4,351.22		\$ 4,014.00		YBL620G	3710	
Bach	TR300H2	Trumpet		No Substitutions	50-0019	no bid			\$ 623.58	TR300H2 discontinued - new model is BTR301	BATR300	719.23	
Bundy	BTR-301	Trumpet	For elementary only	No Substitutions	50-0017	no bid			\$ 623.58	BTR300 discontinued - new model is BTR301	No Bid	No Bid	
Yamaha	YTR-2330	Trumpet		No Substitutions	50-0018	0147164	\$591.80		\$ 758.25		YTR2330	560	
Leblanc	7181	Clarinet	Leblanc Eb Contra Alto Clarinet	No Substitutions	50-0175	0011999	\$6,109.00		\$ 5,824.17	Note: this is an EEB Contra Alto Clarinet model	LEL7181	5381	
Geminhardt	25P	Flute	Student Flute	No Substitutions	50-0133	no bid			no bid		No Bid	No Bid	
Yamaha	YFL-222	Flute	Student Flute	No Substitutions	50-0134	1181549	\$417.07		\$ 534.38		YFL222CG	395	
Yamaha	YCL-255	Clarinet	Standard Bb Clarinet	No Substitutions	50-0176	0147161	\$486.83		\$ 561.38		YCL255N	415	
Corn	8D	French Horn -DOUBLE	French horn, advanced level	No Substitutions	50-0178	0011401	\$5,611.54		\$ 5,176.64		Conn8Dv2	4785	
Jupiter	CT300	Tuba 3/4	3/4 tuba	No Substitutions	TBD	no bid			\$ 2,943.07		JTU700	2562	
PERCUSSION													
Boomwhackers	BWH13	Boomwhacker	13-Note Floor Stand - storage	No Substitutions	50-0030	1420706	\$11.10		no bid		No Bid	No Bid	
Boomwhackers	BWCG	Boomwhackers	5-note Chromatics Set	No Substitutions	50-0035	0047218	\$14.93		no bid		BWCG	14.9	
Boomwhackers	BWDG	Boomwhackers	C Major Diatonic Set - 8-note	No Substitutions	50-0029	0047212	\$22.35		no bid		BWDG	22.9	
Boomwhackers	BWJG	Boomwhackers	Bass Diatonic Set 7-note	No Substitutions	50-0033	0047214	\$39.12		no bid		BWJG	42	
Boomwhackers	BWEG	Boomwhackers	Treble Extension Set - 7 note	No Substitutions	50-0034	0064547	\$14.12		no bid		BWEG	15.5	
Zildjian	ZBT14C	Cymbal	Crash Cymbals 14"	No Substitutions	50-0026	no bid-discontinued			no bid		ILH14C	79	New Model
Sabian	XSR1623B	Cymbal	XS20 Suspended w/ 16" Stand	No Substitutions	50-0060	1191666	\$119.25		no bid		No Bid	No Bid	
Meinl	B20JETR	Cymbal	Extra Thin Ride - Byzance 20" Jazz	No Substitutions	50-0089	1033496	\$389.76		no bid		No Bid	No Bid	
Humes & Berg	GL526DIV	Cymbal Bag	Deluxe 22" w/ dividers	No Substitutions	50-0194	0191722	\$108.99		no bid		GCY22TP	124.94	
Yamaha	SBP2F50	Drum Set	w/ 20" Bass Drum 5-Piece Stage Custom Birch Shell Pack	No Substitutions	50-0087	various	\$693.22		\$ 608.04		SCBIRCHSPCR	612.94	
Yamaha	CTS0234	Drum Set	Concert Toms (8000 series w/ 10,12,13,14")	No Substitutions	50-0196	no bid			\$ 1,551.94		CTS-0234	1434	
Orange County Drums & Percussion	HD-8500-06	Drums, Hand Pretuned	Set of 6 w/ synthetic Fiberskyn 3	No Substitutions	50-0078	0080332	\$259.99		no bid		No Bid	No Bid	
Yamaha	SK275	Snare - Kit w/Stand	Student Model	Substitutions Allowed	50-0057	1317980	\$400.96	Vic Firth V6705-U	\$ 236.25	discontinued - new model is SK-285 includes case and stand	SK-285	249	New Model
Orange County Drum	OCSN0614-NBBA	Snare Drum	Maple, Orange County Drum	No Substitutions	50-0058	no bid-discontinued			no bid		No Bid	No Bid	
Ludwig	LMXYLO	Xylophone	Ludwig Musser 2.5 octave	No Substitutions	50-0024	1564465	\$916.30	LMXYLO2	\$ 721.59		LMXYLO2	667	

Majestic	X6535H	Xylophone	w/ height adjustable stand	No Substitutions	50-0198	1181962	\$2,722.99		\$ 2,911.37		X6535H	2690
Grove	SVTB-SET	Triangle Beater	Set of 3	No Substitutions	50-0192	0055519	\$24.29		no bid		SV-TB-SET	27.5
Grove	TR-9	Triangle	Super-Overton 9"	No Substitutions	50-0193	0053670	\$88.00		no bid		TR-9	79
Ludwig	LECB86X8M	Bass Drum	18 x 36 Bass Drum for high school only	No Substitutions	TBD	1001333	\$2,216.51		\$ 2,231.09		LECB86X8M	2062
STRINGS												
StringWorks	Virtuoso	Cello, 4/4	Virtuoso model for High School Only	No Substitutions	TBD	no bid			no bid		No Bid	No Bid
Snow	PerCaso	Violin 4/4	High school only	No Substitutions	TBD	no bid			no bid		No Bid	No Bid
StringWorks	Soloist III	Violin 4/4	High school only	No Substitutions	TBD	no bid			no bid		No Bid	No Bid
StringWorks	Soloist III	Cello 4/4	High school only	No Substitutions	TBD	no bid			no bid		No Bid	No Bid
Christopher	DB302	Bass, 3/4 Gamba	Gamba model for High School Only	No Substitutions	TBD	no bid			\$ 1,920.00		No Bid	No Bid
Glasser	G502	Bow - Bass, All Sizes German	All Sizes	No Substitutions	50-0091	no bid			no bid		No Bid	No Bid
Glasser	G502	Bow - Bass, All Sizes French	All Sizes	No Substitutions	50-0092	no bid			no bid		No Bid	No Bid
H Core	CC485-3/4	Case 3/4, Bass	Bass Case, Nylon w/ Padded Lining	No Substitutions	50-0108	1588031	\$93.95	CC485-2 -correct model number	no bid		HcBagDB34	85
Eastman	VA100SBC	Viola 13"	w/bag & bow	No Substitutions	50-0204	1558934	\$482.40	VA100SBC	\$ 434.16		No Bid	No Bid
Eastman	VL100SBC	Violin 3/4	w/bag & bow	No Substitutions	50-0205	1558929	\$391.20	VL10034SBC	\$ 352.08		No Bid	No Bid
							\$14,370.53		\$ 11,996.40			\$ 55,251.28



DISTRICT 300

COMMUNITY UNIT SCHOOL DISTRICT NO. 300 BOARD of EDUCATION MEMO

DATE: September 24, 2024

TO: Dr. Martina Smith, Superintendent
Board of Education

FROM: John Hummel,
Chief Technology Officer

Presented at the following Board Meetings	
Board Operations Committee	9/10/2024
Policy/Legislative	
School Utilization	
BOE 1st Reading	9/10/2024
BOE 2nd Reading	9/24/2024

SUBJECT: Technology Software Contract for MHC (Renewal)

Background

MHC Software is a document management and workflow solution designed to streamline the handling and processing of documents in D300. It enables efficient organization, storage, and retrieval of various documents, including student records and administrative paperwork, while automating workflows to reduce manual tasks. The system ensures secure access to sensitive information and integrates seamlessly with existing school management systems, offering a user-friendly interface for staff.

Administrative Recommendation

We recommend that the MHC Software service be renewed for the district.

Fiscal Impact

\$45,768.32 for a 1-year contract of MHC Software, to be funded by the Technology Department budget.



MHC Software
 12000 Portland Ave S, Suite 230
 Burnsville MN 55337
 Tel: (800) 588-3676
 Tax ID: 84-2954086

Invoice #: INVMH6863
 Invoice Date: 7/12/2024

Bill To
 CUS610 Community Unit School
 District #300
 300 Cleveland Avenue |
 Carpentersville IL 60110
 United States
 Email:

Ship To
 300 Cleveland Avenue |
 Carpentersville IL 60110
 United States
 Ship Date: 7/12/2024
 Ship Method :

TOTAL in US Dollars
\$45,768.32

Terms	Due Date	PO #	Sales Rep	MHC Order #
Net 60	9/10/2024			00009499

Item	Term Start/End Date	Taxable	Amount
RNL-MHC-IXRQCINTEG RQC Integration - Renewal Mnt	9/30/2024-9/30/2025	T	Included
RNL-MHC-DSSEMPLOYE DSS PR/ED Add-on: Payroll/Employee/Member Docs Web Delivery User Options - Renewal Mnt	9/30/2024-9/30/2025	T	Included
RNL-MHC-DSSEMPLOYE DSS PR/ED Add-on: Payroll/Employee/Member Docs Web Delivery User Options - Renewal Mnt	9/30/2024-9/30/2025	T	Included
RNL-MHC-IXEFORMC eForms Express Custom - Renewal Mnt	9/30/2024-9/30/2025	T	Included
RNL-MHC-DEAUTOFAX Auto Fax - Renewal Mnt	9/30/2024-9/30/2025	T	Included
RNL-MHC-DEAPACH AP ACH Module - Renewal Mnt	9/30/2024-9/30/2025	T	Included
RNL-MHC-DETXINTFCE Tax Interface (Import Routine) - Renewal Mnt	9/30/2024-9/30/2025	T	Included
RNL-MHC-DETXINTFCE Tax Interface (Import Routine) - Renewal Mnt	9/30/2024-9/30/2025	T	Included
RNL-MHC-IXIMAGEEXP MHC Image Express - Renewal Mnt	9/30/2024-9/30/2025	T	Included
RNL-MHC-DEPR DE Payroll Module - Renewal Mnt	9/30/2024-9/30/2025	T	Included
RNL-MHC-DEFORMS DE Forms Module - Renewal Mnt	9/30/2024-9/30/2025	T	Included
RNL-MHC-DEW2MODULE DE W-2 Module - Renewal Mnt	9/30/2024-9/30/2025	T	Included
RNL-MHC-DSSEMPLOYE DSS PR/ED Add-on: Payroll/Employee/Member Docs Web Delivery User Options - Renewal Mnt	9/30/2024-9/30/2025	T	Included
RNL-MHC-DEEREMIT e-Remit Module - Renewal Mnt	9/30/2024-9/30/2025	T	Included

Check Payments:
 MHC Software Holdings &
 Subsidiaries
 P.O. Box 772854
 Detroit, MI 48277-2854

Credit Card Payments:

US ACH Payments:
 JP Morgan Chase
 In Favor of MHC Software, Inc.
 ABA# 124001545
 Account# 779970265

Wire Payments:
 NOTE: Should be submitted in USD
 JP Morgan Chase
 ABA# 021000021
 Swift Code: CHASUS33
 Beneficiary: MHC Software
 Beneficiary Account #779970265

Please send remittances for Wire and ACH payments to accounting@mhcautomation.com



MHC Software
 12000 Portland Ave S, Suite 230
 Burnsville MN 55337
 Tel: (800) 588-3676
 Tax ID: 84-2954086

Invoice #: INVMH6863
 Invoice Date: 7/12/2024

Item	Term Start/End Date	Taxable	Amount
RNL-MHC-DSSEMPLOYE DSS PR/ED Add-on: Payroll/Employee/Member Docs Web Delivery User Options - Renewal Mnt	9/30/2024-9/30/2025	T	Included
RNL-MHC-DSSE1095C Document Self-Service Electronic 1095-C Web Delivery with User Options - Standalone - Renewal Mnt	9/30/2024-9/30/2025	T	Included
RNL-MHC-DEFORMSPCH Document Express Forms Module Add-on for Punchout Integration - Renewal Mnt	9/30/2024-9/30/2025	T	Included
RNL-MHC-DE1099 1099 Module - Renewal Mnt	9/30/2024-9/30/2025	T	Included
RNL-MHC-DE1099NEC Document Express 1099-NEC Module - Renewal Mnt	9/30/2024-9/30/2025	T	Included
RNL-MHC-DSSEW22K Document Self-Service Electronic W-2 Web Delivery with User Options - 2,000 Employees - Renewal Mnt	9/30/2024-9/30/2025	T	Included
RNL-MHC-DSSEW22K Document Self-Service Electronic W-2 Web Delivery with User Options - 2,000 Employees - Renewal Mnt	9/30/2024-9/30/2025	T	Included
RNL-MHC-DSSSELDIS DSS PR/ED Add-on: Disclosures - Renewal Mnt	9/30/2024-9/30/2025	T	Included
RNL-MHC-IXEDIINVOI Image Express EDI Invoice Imaging Component - Renewal Mnt	9/30/2024-9/30/2025	T	Included
RNL-MHC-DEAP DE Accounts Payable Module - Renewal Mnt	9/30/2024-9/30/2025	T	Included
RNL-MHC-IXDYNAMIC Additional Dynamic Image Drill Form(s) - Renewal Mnt	9/30/2024-9/30/2025	T	Included
RNL-MHC-DEAPPOSPTN AP Positive Pay Module with Transmission - Renewal Mnt	9/30/2024-9/30/2025	T	Included
RNL-MHC-IXEDIPO Image Express EDI PO Imaging Component - Renewal Mnt	9/30/2024-9/30/2025	T	Included

FINANCE CHARGES WILL ACCRUE ON ACCOUNTS OVER 60 DAYS

Check Payments:
 MHC Software Holdings &
 Subsidiaries
 P.O. Box 772854
 Detroit, MI 48277-2854

Credit Card Payments:

US ACH Payments:
 JP Morgan Chase
 In Favor of MHC Software, Inc.
 ABA# 124001545
 Account# 779970265

Wire Payments:

NOTE: Should be submitted in USD
 JP Morgan Chase
 ABA# 021000021
 Swift Code: CHASUS33
 Beneficiary: MHC Software
 Beneficiary Account #779970265

Please send remittances for Wire and ACH payments to accounting@mhcautomation.com



MHC Software
12000 Portland Ave S, Suite 230
Burnsville MN 55337
Tel: (800) 588-3676
Tax ID: 84-2954086

Invoice #: INVMH6863
Invoice Date: 7/12/2024

Subtotal	\$45,768.32
Shipping Cost	0.00
Tax Total (%)	\$0.00
Total	\$45,768.32

Check Payments:
MHC Software Holdings &
Subsidiaries
P.O. Box 772854
Detroit, MI 48277-2854

Credit Card Payments:

US ACH Payments:
JP Morgan Chase
In Favor of MHC Software, Inc.
ABA# 124001545
Account# 779970265

Wire Payments:
NOTE: Should be submitted in USD
JP Morgan Chase
ABA# 021000021
Swift Code: CHASUS33
Beneficiary: MHC Software
Beneficiary Account #779970265

Please send remittances for Wire and ACH payments to accounting@mhcautomation.com



DISTRICT 300

COMMUNITY UNIT SCHOOL DISTRICT NO. 300 BOARD of EDUCATION MEMO

DATE: 09/24/2024

TO: Dr. Smith, Superintendent
Board of Education

FROM: Jennifer Porter, Chief Financial Officer

Presented at the following Board Meetings	
Board Operations	
Policy/Legislative	
School Utilization	
BOE 1st Reading	9/24/2024
BOE 2nd Reading	9/24/2024

SUBJECT: Approval of the 2024-2025 Proposed Budget

Background

Tonight, we will review the highlights and ask for approval of the FY 2024-2025 (FY25) Proposed Budget. The timeline for the budget approval process was as follows:

- 11/14/23 Reviewed 2023 tentative levy
- 12/12/23 Adopted 2023 levy
- 08/13/24 Reviewed and approved the FY24-25 tentative budget and the public hearing notice
- 09/10/24 Reviewed updated FY24-25 budget with the Board Finance Committee
- 09/24/24 Holds budget hearing and vote on FY25 Proposed Budget
- 09/30/24 Administration files 2024-2025 budget with Illinois State Board of Education, Cook, DeKalb, Kane & McHenry County Clerks, and Regional Office of Education and posts FY2024-2025 budget on D300 website.

I have included the following items in your board package:

- FY 25 Budget - All Funds Summary- This document represents the budget by fund.
- FY 25 Budget Presentation - This document represents the budget presentation that was made during the budget hearing.
- FY 25 State Budget Form - This document is the State required budget form and resolution used in Illinois for adopting our annual budget.

Recommendation

As part of the final steps in the budget process, we will be asking the board for the following to:

- Adopt the FY24-25 Budget Resolution
- Authorize administration to:
 - Spend as outlined in the District budget;
 - Make purchases in accordance with State Statute and Board Policy; and
 - Make inter-fund loans as necessary.

Adoption of Proposed FY24-25 Budget Resolution

The Board of Education, having completed its budget hearing scheduled at the opening of this meeting, should consider adopting the proposed FY 2024-2025 Budget as presented tonight. The displayed budget contains all the required information and has been available to the public as required by law. If there are no further changes to be recommended in the budget, then it is appropriate that the Board of Education adopt the budget as displayed.

RECOMMENDATION

The administration recommends that the Board of Education Adopt the Resolution for the FY 2024-2025 Proposed Budget.

Spending Authorization

The Board of Education each year authorizes spending as outlined in the various district budgets.

RECOMMENDATION

The administration recommends that the Board of Education authorizes spending as outlined in the FY 2024-2025 District budget.

Bidding Authorization

It is the practice of D300 that in the formal adoption of the budget, the Board also directs the administrative staff to make purchases provided for within the budget in accordance with District policy and good business practice.

RECOMMENDATION

The administration recommends that the Board of Education authorizes the expenditures for all accounts in the FY 2024-2025 budget, as presented, in accordance with State Statute and Board Policy. Approval of bids and quotations for this budget shall be the responsibility of the Chief Financial Officer in alignment with Board Policy.

Inter-fund Loans Authorization

The Illinois School Code authorizes Boards of Education to make inter-fund loans between operating funds in the school district. It has been the practice of our school district to make such loans to facilitate the investment of money and avoid having to borrow money from outside financial institutions when one of the funds may be short due to the timing of local tax receipts. This inter-fund loan process is utilized only as authorized by State Statutes.

RECOMMENDATION

The administration recommends that the Board of Education reaffirms the past practice of transferring money on a loan basis between funds for the fiscal year, July 1, 2024, to June 30, 2025. Authorization is given to the Chief Financial Officer responsible for budget development to continue carrying out the process of inter-fund transfers for the Education Fund, O & M Fund, Transportation Fund, IMRF/SS Fund, Working Cash Fund, and Tort Immunity Fund as allowed under State Statute.

**RESOLUTION OF COMMUNITY UNIT SCHOOL DISTRICT 300
KANE, MCHENRY, COOK AND DEKALB COUNTIES, ILLINOIS
ADOPTION OF THE FY24-25 BUDGET RESOLUTION ITEMS**

The Board of Education, having completed its budget hearing scheduled at the opening of this meeting, should consider adopting the proposed FY 2024-2025 Budget as presented tonight. The displayed budget contains all the required information and has been available to the public as required by law. If there are no further changes to be recommended in the budget, then it is appropriate that the Board of Education adopt the budget as displayed.

RECOMMENDATION: Adopt Resolution on FY 2024-2025 Proposed Budget

Spending Authorization

The Board of Education each year authorizes spending as outlined in the various district budgets.

RECOMMENDATION: The Board of Education authorizes spending as outlined in the FY 2024-2025 District budget.

Bidding Authorization

It is the practice of D300 that in the formal adoption of the budget, the Board also directs the administrative staff to make purchases provided for within the budget in accordance with District policy and good business practice.

RECOMMENDATION: The Board of Education authorizes the expenditures for all accounts in the FY 2024-2025 budget, as presented, in accordance with the State Statute and Board Policy. Approval of bids and quotations for this budget shall be the responsibility of the Chief Financial Officer in alignment with Board Policy.

Inter-fund Loans Authorization

The Illinois School Code authorizes Boards of Education to make inter-fund loans between operating funds in the school district. It has been the practice of our school district to make such loans to facilitate the investment of money and avoid having to borrow money from outside financial institutions when one of the funds may be short due to the timing of local tax receipts. This inter-fund loan process is utilized only as authorized by State Statutes.

RECOMMENDATION: The Board of Education reaffirms the past practice of transferring money on a loan basis between funds for the fiscal year, July 1, 2024, to June 30, 2025. Authorization is given to the Chief Financial Officer responsible for budget development to continue carrying out the process of inter-fund transfers for the Education Fund, O & M Fund, Transportation Fund, IMRF/SS Fund, Working Cash Fund, and Tort Immunity Fund as allowed under State Statute.

Adopted: September 24, 2024

Ayes:

Nays:

Absent:

President
Board of Education

Secretary
Board of Education

COMMUNITY UNIT SCHOOL DISTRICT #300

FISCAL YEAR 2024 - 2025 BUDGET

September 24, 2024

All Funds

	FY 24 Budgeted Beginnng Fund Balance	Revenue	Expenditure	Excess (Deficit)	Other Financing Sources (Uses)	FY 25 Budgeted Ending Fund Balance
Educational	\$69,701,462	\$293,599,728	\$293,551,170	\$48,558	\$0	\$69,750,020
Operations and Maintenance	\$16,931,411	\$39,483,741	\$25,007,213	\$14,476,528	(\$14,493,780)	\$16,914,159
Debt Service	\$7,854,775	\$25,983,345	\$27,951,141	(\$1,967,796)	\$2,493,780	\$8,380,759
Transportation	\$6,911,476	\$25,662,476	\$25,111,729	\$550,747	\$0	\$7,462,223
Municipal Retirement	\$2,894,976	\$5,982,134	\$7,399,000	(\$1,416,866)	\$0	\$1,478,110
Capital Projects	\$40,707,397	\$7,098,515	\$19,072,871	(\$11,974,356)	\$12,000,000	\$40,733,041
Working Cash	\$41,622,246	\$2,231,669	\$0	\$2,231,669	\$0	\$43,853,915
Tort	\$992,492	\$2,778,024	\$2,414,000	\$364,024	\$0	\$1,356,516
	\$187,616,235	\$402,819,632	\$400,507,124	\$2,312,508	\$0	\$189,928,743



FY 25 Education Plan & Capital Plan

Jennifer Porter, Chief Financial Officer

District 300 Mission Statement

District 300 will provide **engaging** and **inclusive** educational experiences that empower and equip all students to **discover, innovate, and succeed now and in the future.**



Fiscal Year 2025 Budget- Focus on Strategic Budgeting

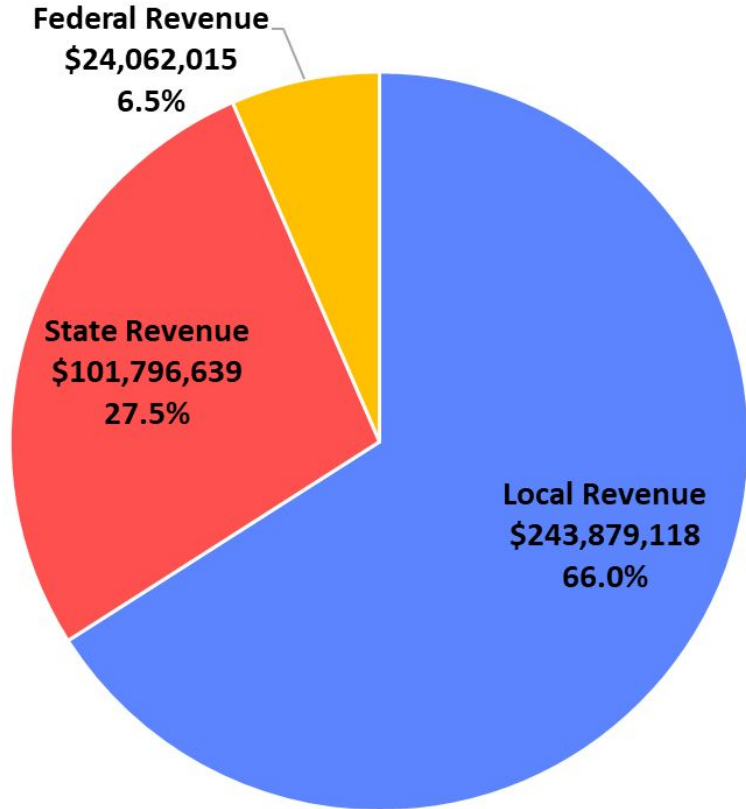


To empower and equip each student to reach their highest potential in their chosen pathway.

Revenue Assumptions

- Property Taxes =
 - LY23 \$94M New Property & 5.0% CPI
 - LY24 \$50M New Property & 3.4% CPI
- Interest = Based on Projected Fund Balances
- Student Fees = Flat (3rd year waived)
- CPPRT= 27% Reduction
- Evidence Based Funding (EBF) = +\$6.4 M
- Other State = + \$2.9M (Transportation Claim)
- Federal = ESSER Sunsets

FY 2025 Operating Funds Budget - Revenue By Source \$369,737,772



Major Funding Sources

Local Revenue:

Property Taxes	\$230,655,490
Interest	5,896,813

State Revenue:

EBF	\$ 76,723,688
Transportation	11,717,533
Special Education	5,447,861
Early Childhood	4,030,876

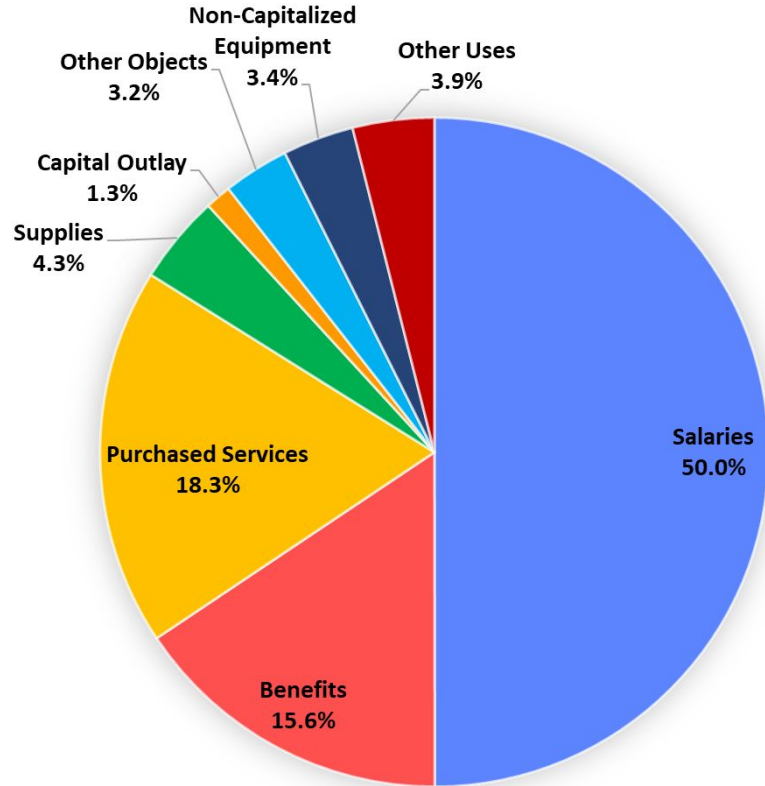
Federal Revenue:

Food Service	6,163,760
IDEA Grant	4,894,025
Medicaid	3,825,000
Title I	3,481,956

Expenditure Assumptions

- Salaries per negotiated agreements
- Health Insurance = Flat
- Tuition/Outplacements = +5%
- Charter School Payment = +4%
- Transportation & Food Service per contracts
- Sanitation/Water & Sewer = +4%
- General Liability/Workers Comp = +3.5%
- Inflation factor = +3.5%, supplies & fuel

FY 2025 Operating Funds Budget - Expenditures By Object \$367,976,892



Salaries	\$183,920,657
Benefits	57,526,685
Purchased Services	67,262,705
Supplies	15,771,639
Capital Outlay	4,618,502
Other Objects	11,722,040
Non Capitalized Equipment	12,660,884
Other Uses	<u>14,493,780</u>
Total	\$367,976,892

FY 2025 Tentative Budget Summary – Operating Funds

	FY 2024 Budget	FY 2025 Projected	Percent Change
Revenues			
Education Fund	\$286,934,444	\$293,599,728	2.32%
Operations & Maintenance	\$36,114,062	\$39,483,741	9.33%
Transportation	\$20,312,970	\$25,662,476	26.34%
IMRF/SS	\$4,934,755	\$5,982,134	21.22%
Working Cash	\$1,773,031	\$2,231,669	25.87%
Tort	\$2,484,931	\$2,778,024	11.79%
Total Revenue	\$352,554,193	\$369,737,772	4.87%
Expenditures			
Education Fund	\$281,889,726	\$293,551,170	4.14%
Operations & Maintenance	\$21,555,005	\$25,007,213	16.02%
Transportation	\$21,977,833	\$25,111,729	14.26%
IMRF/SS	\$7,115,476	\$7,399,000	3.98%
Working Cash	\$0	\$0	0.00%
Tort	\$2,332,000	\$2,414,000	3.52%
Total Expenditures	\$334,870,040	\$353,483,112	5.56%
Surplus/Deficit	\$17,684,153	\$16,254,660	
Other Sources/Uses			
Other Sources	\$0	\$0	
Other Uses	\$14,489,420	\$14,493,780	
Total Other Sources/Uses	(\$14,489,420)	(\$14,493,780)	
Surplus/Deficit Including Other Sources	\$3,194,733	\$1,760,880	
Beginning Fund Balance	\$118,488,333	\$121,683,066	
Ending Fund Balance	\$121,683,066	\$123,443,946	
% of Fund Balance	36.34%	34.92%	

- Operating funds cover day-to-day operational expenses and activities.
- Total Revenues: \$369 million
- Total Expenditures & Other Use : \$368 million
- Balanced budget with a projection of a \$1.8 million surplus.
- To promote financial stability, the percent of compliance with the Board’s Fund balance policy to maintain a minimum operating fund balance equal to 30% of working/operating expenses.

FY 2025 Tentative Budget Summary – All Funds

- Total Revenues: \$402.8 million
- Total Expenditures: \$400.5 million
- Major Initiatives:
 - Student supports
 - Curriculum enhancement
 - Technology upgrades
 - Master Facility Plan
- Financial Health:
 - **The district's financial health is the strongest it has been.**
 - Need to remain diligent to ensure long-term stability and sustainability.
- Key Challenges:
 - Inflation and the economy
 - Continued student growth on the west side of the district
 - State of Illinois - legislative changes & funding levels

	FY 2024 Budget	FY 2025 Projected	Percent Change
Revenues			
Education Fund	\$286,934,444	\$293,599,728	2.32%
Operations & Maintenance	\$36,114,062	\$39,483,741	9.33%
Debt	\$22,752,256	\$25,983,345	14.20%
Transportation	\$20,312,970	\$25,662,476	26.34%
IMRF/SS	\$4,934,755	\$5,982,134	21.22%
Capital	\$11,029,969	\$7,098,515	-35.64%
Working Cash	\$1,773,031	\$2,231,669	25.87%
Tort	\$2,484,931	\$2,778,024	11.79%
Total Revenue	\$386,336,418	\$402,819,632	4.27%
Expenditures			
Education Fund	\$281,889,726	\$293,551,170	4.14%
Operations & Maintenance	\$21,555,005	\$25,007,213	16.02%
Debt	\$25,349,313	\$27,951,141	10.26%
Transportation	\$21,977,833	\$25,111,729	14.26%
IMRF/SS	\$7,115,476	\$7,399,000	3.98%
Capital	\$17,609,909	\$19,072,871	8.31%
Working Cash	\$0	\$0	0.00%
Tort	\$2,332,000	\$2,414,000	3.52%
Total Expenditures	\$377,829,262	\$400,507,124	6.00%
Surplus/Deficit	\$8,507,156	\$2,312,508	
Other Sources/Uses			
Other Sources	\$14,489,420	\$14,493,780	
Other Uses	\$14,489,420	\$14,493,780	
Total Other Sources/Uses	\$0	\$0	
Surplus/Deficit Including Other Sources	\$8,507,156	\$2,312,508	
Beginning Fund Balance	\$179,915,552	\$188,422,708	
Ending Fund Balance	\$188,422,708	\$190,735,216	




Commitment to Financial Health and Educational Excellence

Despite potential challenges, District 300 remains committed to maintaining financial health and ensuring the best outcomes for our students. By staying vigilant and proactive, we can navigate these uncertainties and continue to provide high - quality education.

Next Steps

- ~~● 04/2024 BOE Meeting
 - ~~○ Vote on Proposed Budget Requests~~
 - ~~○ Vote on Proposed Capital Projects Design Work~~~~
- ~~● 08/2024 Operations BOE Committee Meeting & BOE Meeting
 - ~~○ Present Tentative Budget & Vote on the authorization of FY 2024-2025 education plan/tentative budget, public hearing & budget display.~~~~
- 09/24/2024 BOE Meeting
 - Hold budget hearing
 - Vote on adoption of 2024-2025 budget
- 09/30/2024
 - File 2024-2025 budget with required entities
 - Post budget on the district website



DISTRICT 300

Discover 🔍 Innovate 💡 Succeed 🏆

District Type:

- School District
- Joint Agreement

ILLINOIS STATE BOARD OF EDUCATION
School Business Services Division

SCHOOL DISTRICT/JOINT AGREEMENT BUDGET FORM *
July 1, 2024 - June 30, 2025

Accounting Basis:

- Cash
- Accrual

Is this an amended budget? No

Date of Amended Budget: _____
(MM/DD/YY)

District Name: CUSD 300

District RCDT No: 31045300026

Balanced budget; no Deficit Reduction Plan is required.

If your FY2024 AFR states that you need to do a deficit reduction plan and your FY2025 budget is balanced, please state the measures you took to have your budget become balanced. (Bckgrnd-Assumpt 25-26)

Budget of CUSD 300, County of Kane, State of Illinois, for the Fiscal Year beginning July 1, 2024 and ending June 30, 2025.

WHEREAS the Board of Education of CUSD 300, County of Kane, State of Illinois, caused to be prepared in tentative form a budget, and the Secretary of this Board has made the same conveniently available to public inspection for at least thirty days prior to final action thereon;

AND WHEREAS a public hearing was held as to such budget on the 24 day of September, 20 24, notice of said hearing was given at least thirty days prior thereto as required by law, and all other legal requirements have been complied with;

NOW, THEREFORE, Be it resolved by the Board of Education of said district as follows:

Section 1: That the fiscal year of this school district be and the same hereby is fixed and declared to be beginning July 1, 2024 and ending June 30, 2025.

Section 2: That the following budget containing an estimate of amounts available in each Fund, separately, and expenditures from each be and the same is hereby adopted as the budget of this school district for said fiscal year.

ADOPTION OF BUDGET

The budget shall be approved and signed below by members of the School Board. Adopted this 24 day of September, 20 24 by a roll call vote of _____ Yeas, and _____ Nays, to wit:

** MEMBERS VOTING YEA:	** MEMBERS VOTING NAY:

* Based on the 23 Illinois Administrative Code-Part 100 and inconformity with Section 17-1 of the School Code.
 ** Type in the members who voted "YEA" nor "NAY". Actual school board member signatures are not required for electronic submission.
 (1) A certified copy of this document must be filed with the county clerk within 30 days of adoption as required by Section 18-50 of the Property Tax Code (35 ILCS 200/18-50).
 (2) Districts are required to submit the adopted/amended budget electronically to ISBE within 30 days of adoption or by October 30, whichever comes first. Budgets are submitted through IWAS: <https://apps.isbe.net/iwas/asp/login.asp?js=true>
Please type the member signatures before submitting to ISBE. We do not accept PDF copies.

	A	B	C	D	E	F	G	H	I	J	K	L
1	<i>Begin entering data on EstRev 6-11 and EstExp 12-20 tabs.</i>											
2	Description: Enter Whole Numbers Only	Acct #	(10) Educational	(20) Operations & Maintenance	(30) Debt Service	(40) Transportation	(50) Municipal Retirement/ Social Security	(60) Capital Projects	(70) Working Cash	(80) Tort	(90) Fire Prevention & Safety	
3	ESTIMATED BEGINNING FUND BALANCE (without Student Activity Funds) ¹ as of July 1, 2024		77,361,152	15,525,013	11,943,339	11,688,916	4,510,106	41,786,298	42,217,396	1,096,162	0	
4	RECEIPTS/REVENUES (without Student Activity Funds)											
5	LOCAL SOURCES	1000	179,305,608	39,483,741	25,983,345	13,944,943	5,982,134	3,646,588	2,231,669	2,778,024	0	
6	FLOW-THROUGH RECEIPTS/REVENUES FROM ONE DISTRICT TO ANOTHER DISTRICT	2000	0	0	0	0	0	0	0	0	0	
7	STATE SOURCES	3000	89,687,970	0	0	11,717,533	0	3,451,927	0	0	0	
8	FEDERAL SOURCES	4000	24,606,150	0	0	0	0	0	0	0	0	
9	Total Direct Receipts/Revenues ⁵		293,599,728	39,483,741	25,983,345	25,662,476	5,982,134	7,098,515	2,231,669	2,778,024	0	
10	Receipts/Revenues for "On Behalf" Payments ²	3998										
11	Total Receipts/Revenues		293,599,728	39,483,741	25,983,345	25,662,476	5,982,134	7,098,515	2,231,669	2,778,024	0	
12	DISBURSEMENTS/EXPENDITURES (without Student Activity Funds)											
13	INSTRUCTION	1000	192,127,326				2,850,305			0		
14	SUPPORT SERVICES	2000	93,796,702	25,007,212		25,111,729	4,410,159	19,072,871		2,414,000	0	
15	COMMUNITY SERVICES	3000	2,736,767	0		0	138,536			0		
16	PAYMENTS TO OTHER DISTRICTS & GOVT UNITS	4000	4,890,375	0	0	0	0	0		0	0	
17	DEBT SERVICES	5000	0	0	26,286,141	0	0			0	0	
18	PROVISION FOR CONTINGENCIES	6000	0	0	0	0	0	0		0	0	
19	Total Direct Disbursements/Expenditures ⁹		293,551,170	25,007,212	26,286,141	25,111,729	7,399,000	19,072,871		2,414,000	0	
20	Disbursements/Expenditures for "On Behalf" Payments ²	4180	0	0	0	0	0	0		0	0	
21	Total Disbursements/Expenditures		293,551,170	25,007,212	26,286,141	25,111,729	7,399,000	19,072,871		2,414,000	0	
22	Excess of Direct Receipts/Revenues Over (Under) Direct Disbursements/Expenditures		48,558	14,476,529	(302,796)	550,747	(1,416,866)	(11,974,356)	2,231,669	364,024	0	
23	OTHER SOURCES/USES OF FUNDS											
24	OTHER SOURCES OF FUNDS (7000)											
25	PERMANENT TRANSFER FROM VARIOUS FUNDS											
26	Abolishment the Working Cash Fund ¹⁶	7110										
27	Abatement of the Working Cash Fund ¹⁶	7110										
28	Transfer of Working Cash Fund Interest	7120										
29	Transfer Among Funds	7130										
30	Transfer of Interest	7140										
31	Transfer from Capital Projects Fund to O&M Fund	7150		0								
32	Transfer of Excess Fire Prev & Safety Tax & Interest ³ Proceeds to O&M Fund	7160		0								
33	Transfer of Excess Accumulated Fire Prev & Safety Bond and Int ^{3a} Proceeds to Debt Service Fund	7170			0							
34	SALE OF BONDS (7200)											
35	Principal on Bonds Sold ⁴	7210										
36	Premium on Bonds Sold	7220										
37	Accrued Interest on Bonds Sold	7230										
38	Sale or Compensation for Fixed Assets ⁵	7300										
39	Transfer to Debt Service to Pay Principal on GASB 87 Leases	7400			0							
40	Transfer to Debt Service to Pay Interest on GASB 87 Leases	7500			0							
41	Transfer to Debt Service Fund to Pay Principal on Revenue Bonds	7600			0							
42	Transfer to Debt Service Fund to Pay Interest on Revenue Bonds	7700			0							
43	Transfer to Capital Projects Fund	7800						12,000,000				
44	ISBE Loan Proceeds	7900										
45	Other Sources Not Classified Elsewhere	7990			2,493,780							
46	Total Other Sources of Funds ⁸		0	0	2,493,780	0	0	12,000,000	0	0	0	

	A	B	C	D	E	F	G	H	I	J	K	L
1	<i>Begin entering data on EstRev 6-11 and EstExp 12-20 tabs.</i>		(10)	(20)	(30)	(40)	(50)	(60)	(70)	(80)	(90)	
	Description: Enter Whole Numbers Only	Acct #	Educational	Operations & Maintenance	Debt Service	Transportation	Municipal Retirement/ Social Security	Capital Projects	Working Cash	Tort	Fire Prevention & Safety	
47	OTHER USES OF FUNDS (8000)											
49	TRANSFER TO VARIOUS OTHER FUNDS (8100)											
50	Abolishment or Abatement of the Working Cash Fund ¹⁶	8110							0			
51	Transfer of Working Cash Fund Interest	8120							0			
52	Transfer Among Funds	8130										
53	Transfer of Interest ⁶	8140										
54	Transfer from Capital Projects Fund to O&M Fund	8150										
55	Transfer of Excess Fire Prev & Safety Tax & Interest ³ Proceeds to O&M Fund	8160										
56	Transfer of Excess Accumulated Fire Prev & Safety Bond ^{3a} and Int Proceeds to Debt Service Fund	8170										
57	Taxes Pledged to Pay Principal on GASB 87 Leases	8410										
58	Grants/Reimbursements Pledged to Pay Principal on GASB 87 Leases	8420										
59	Other Revenues Pledged to Pay Principal on GASB 87 Leases	8430										
60	Fund Balance Transfers Pledged to Pay Principal on GASB 87 Leases	8440										
61	Taxes Pledged to Pay Interest on GASB 87 Leases	8510										
62	Grants/Reimbursements Pledged to Pay Interest on GASB 87 Leases	8520										
63	Other Revenues Pledged to Pay Interest on GASB 87 Leases	8530										
64	Fund Balance Transfers Pledged to Pay Interest on GASB 87 Leases	8540										
65	Taxes Pledged to Pay Principal on Revenue Bonds	8610										
66	Grants/Reimbursements Pledged to Pay Principal on Revenue Bonds	8620										
67	Other Revenues Pledged to Pay Principal on Revenue Bonds	8630										
68	Fund Balance Transfers Pledged to Pay Principal on Revenue Bonds	8640										
69	Taxes Pledged to Pay Interest on Revenue Bonds	8710										
70	Grants/Reimbursements Pledged to Pay Interest on Revenue Bonds	8720										
71	Other Revenues Pledged to Pay Interest on Revenue Bonds	8730										
72	Fund Balance Transfers Pledged to Pay Interest on Revenue Bonds	8740										
73	Taxes Transferred to Pay for Capital Projects	8810										
74	Grants/Reimbursements Pledged to Pay for Capital Projects	8820										
75	Other Revenues Pledged to Pay for Capital Projects	8830										
76	Fund Balance Transfers Pledged to Pay for Capital Projects	8840		12,000,000								
77	Transfer to Debt Service Fund to Pay Principal on ISBE Loans	8910										
78	Other Uses Not Classified Elsewhere	8990		2,493,780								
79	Total Other Uses of Funds ⁹		0	14,493,780	0	0	0	0	0	0	0	0
80	Total Other Sources/Uses of Fund		0	(14,493,780)	2,493,780	0	0	12,000,000	0	0	0	0
81	ESTIMATED ENDING FUND BALANCE (without Student Activity Funds) as of June 30, 2025		77,409,710	15,507,762	14,134,323	12,239,663	3,093,240	41,811,942	44,449,065	1,460,186	0	
82												
83	Student Activity (Fund 11) ESTIMATED BEGINNING FUND BALANCE as of July 1, 2024		1,222,676									
84	RECEIPTS/REVENUES (For Student Activity Funds)											
85	Total Student Activity Direct Receipts/Revenues (Local Sources)	1799	0									
86	DISBURSEMENTS/EXPENDITURES (For Student Activity Funds)											
87	Total Student Activity Direct Disbursements/Expenditures	1999	0									
88	Excess of Direct Receipts/Revenues Over (Under) Direct Disbursements/Expenditures		0									
89	Student Activity ESTIMATED ENDING FUND BALANCE as of June 30, 2025		1,222,676									
90												

	A	B	C	D	E	F	G	H	I	J	K	L
1	<i>Begin entering data on EstRev 6-11 and EstExp 12-20 tabs.</i>		(10)	(20)	(30)	(40)	(50)	(60)	(70)	(80)	(90)	
2	Description: Enter Whole Numbers Only	Acct #	Educational	Operations & Maintenance	Debt Service	Transportation	Municipal Retirement/ Social Security	Capital Projects	Working Cash	Tort	Fire Prevention & Safety	
91	Total ESTIMATED BEGINNING FUND BALANCE (All Sources Including Student Activity Funds) as of July 1, 2024		78,583,828	15,525,013	11,943,339	11,688,916	4,510,106	41,786,298	42,217,396	1,096,162		0
92	RECEIPTS/REVENUES (All Sources with Student Activity Funds)											
93	LOCAL SOURCES	1000	179,305,608	39,483,741	25,983,345	13,944,943	5,982,134	3,646,588	2,231,669	2,778,024		0
94	FLOW-THROUGH RECEIPTS/REVENUES FROM ONE DISTRICT TO ANOTHER DISTRICT	2000										
95	STATE SOURCES	3000	89,687,970	0	0	11,717,533	0	3,451,927	0	0	0	0
96	FEDERAL SOURCES	4000	24,606,150	0	0	0	0	0	0	0	0	0
97	Total Direct Receipts/Revenues⁸		293,599,728	39,483,741	25,983,345	25,662,476	5,982,134	7,098,515	2,231,669	2,778,024		0
98	Receipts/Revenues for "On Behalf" Payments ²	3998	0	0	0	0	0	0	0	0	0	0
99	Total Receipts/Revenues		293,599,728	39,483,741	25,983,345	25,662,476	5,982,134	7,098,515	2,231,669	2,778,024		0
100	DISBURSEMENTS/EXPENDITURES (All Sources with Student Activity Funds)											
101	INSTRUCTION	1000	192,127,326				2,850,305			0		
102	SUPPORT SERVICES	2000	93,796,702	25,007,212		25,111,729	4,410,159	19,072,871		2,414,000		0
103	COMMUNITY SERVICES	3000	2,736,767	0		0	138,536			0		0
104	PAYMENTS TO OTHER DISTRICTS & GOVT UNITS	4000	4,890,375	0	0	0	0	0	0	0	0	0
105	DEBT SERVICES	5000	0	0	26,286,141	0	0	0	0	0	0	0
106	PROVISION FOR CONTINGENCIES	6000	0	0	0	0	0	0	0	0	0	0
107	Total Direct Disbursements/Expenditures⁹		293,551,170	25,007,212	26,286,141	25,111,729	7,399,000	19,072,871		2,414,000		0
108	Disbursements/Expenditures for "On Behalf" Payments ²	4180	0	0	0	0	0	0	0	0	0	0
109	Total Disbursements/Expenditures		293,551,170	25,007,212	26,286,141	25,111,729	7,399,000	19,072,871		2,414,000		0
110	Excess of Direct Receipts/Revenues Over (Under) Direct Disbursements/Expenditures		48,558	14,476,529	(302,796)	550,747	(1,416,866)	(11,974,356)	2,231,669	364,024		0
111	OTHER SOURCES/USES OF FUNDS											
112	OTHER SOURCES OF FUNDS (7000)											
113	Total Other Sources of Funds⁸		0	0	2,493,780	0	0	12,000,000	0	0	0	0
114	OTHER USES OF FUNDS (8000)											
116	Total Other Uses of Funds⁹		0	14,493,780	0	0	0	0	0	0	0	0
117	Total Other Sources/Uses of Fund		0	(14,493,780)	2,493,780	0	0	12,000,000	0	0	0	0
118	ESTIMATED ENDING FUND BALANCE (All Sources with Student Activity Funds) as of June 30, 2025		78,632,386	15,507,762	14,134,323	12,239,663	3,093,240	41,811,942	44,449,065	1,460,186		0
119												
120	SUMMARY OF EXPENDITURES Without Student Activity Funds (by Major Object)											
121	Description	Acct #	(10)	(20)	(30)	(40)	(50)	(60)	(70)	(80)	(90)	Total By Object
122			Educational	Operations & Maintenance	Debt Service	Transportation	Municipal Retirement/ Social Security	Capital Projects	Working Cash	Tort	Fire Prevention & Safety	
123	Object Name											
124	Salaries	100	171,480,736	8,933,120		648,579		0		0	0	181,062,435
125	Employee Benefits	200	47,565,000	1,668,996		48,517	7,399,000	0		0	0	56,681,513
126	Purchased Services	300	42,582,407	5,976,875	20,000	20,019,546		500,000		2,414,000	0	71,512,828
127	Supplies & Materials	400	8,344,180	5,991,558		1,409,168		0		0	0	15,744,906
128	Capital Outlay	500	168,444	1,467,850		2,982,208		18,572,871		0	0	23,191,373
129	Other Objects	600	11,713,042	9,000	26,266,141	0	0	0		0	0	37,988,183
130	Non-Capitalized Equipment	700	11,697,361	959,813		3,711		0		0	0	12,660,885
131	Termination Benefits	800	0	0		0		0		0	0	0
132	Total Expenditures		293,551,170	25,007,212	26,286,141	25,111,729	7,399,000	19,072,871		2,414,000	0	398,842,123

Summary of Cash Transactions

	A	B	C	D	E	F	G	H	I	J	K
1			(10)	(20)	(30)	(40)	(50)	(60)	(70)	(80)	(90)
2	Description: Enter Whole Numbers Only	Acct #	Educational	Operations & Maintenance	Debt Service	Transportation	Municipal Retirement/ Social Security	Capital Projects	Working Cash	Tort	Fire Prevention & Safety
3	BEGINNING CASH BALANCE ON HAND (without Student Activity Funds)7 as of July 1, 2024										
4			77,361,152	15,525,013	11,943,339	11,688,916	4,510,106	41,786,298	42,217,396	1,096,162	0
4	Total Direct Receipts & Other Sources ⁸		293,599,728	39,483,741	28,477,125	25,662,476	5,982,134	19,098,515	2,231,669	2,778,024	0
5	OTHER RECEIPTS										
6	Interfund Loans Payable (Loans from Other Funds)	411									
7	Interfund Loans Receivable (Repayment of Loans)	141									
8	Notes and Warrants Payable	433									
9	Other Current Assets	199									
10	Total Other Receipts		0	0	0	0	0	0	0	0	0
11	Total Direct Receipts, Other Sources, & Other Receipts		293,599,728	39,483,741	28,477,125	25,662,476	5,982,134	19,098,515	2,231,669	2,778,024	0
12	Total Amount Available		370,960,880	55,008,754	40,420,464	37,351,392	10,492,240	60,884,813	44,449,065	3,874,186	0
13	Total Direct Disbursements & Other Uses ⁹		293,551,170	39,500,992	26,286,141	25,111,729	7,399,000	19,072,871	0	2,414,000	0
14	OTHER DISBURSEMENTS										
15	Interfund Loans Receivable (Loans to Other Funds) ¹⁰	141									
16	Interfund Loans Payable (Repayment of Loans)	411									
17	Notes and Warrants Payable	433									
18	Other Current Liabilities	499									
19	Total Other Disbursements		0	0	0	0	0	0	0	0	0
20	Total Direct Disbursements, Other Uses, & Other Disbursements		293,551,170	39,500,992	26,286,141	25,111,729	7,399,000	19,072,871	0	2,414,000	0
21	ENDING CASH BALANCE ON HAND (without Student Activity Funds) as of June 30, 2025		77,409,710	15,507,762	14,134,323	12,239,663	3,093,240	41,811,942	44,449,065	1,460,186	0
22											
23	Activity Funds BEGINNING CASH BALANCE ON HAND7 as of July 1, 2024		1,222,676								
24	Total Direct Receipts & Other Sources ⁸		0								
25	Total Amount Available		1,222,676								
26	Total Direct Disbursements & Other Uses ⁹		0								
27	Activity funds ENDING CASH BALANCE ON HAND7 as of June 30, 2025		1,222,676								
28											
29	Total BEGINNING CASH BALANCE ON HAND (with Student Activity Funds)7 as of July 1, 2024		78,583,828	15,525,013	11,943,339	11,688,916	4,510,106	41,786,298	42,217,396	1,096,162	0
30	Total Direct Receipts & Other Sources ⁸		293,599,728	39,483,741	28,477,125	25,662,476	5,982,134	19,098,515	2,231,669	2,778,024	0
31	Total Other Receipts		0	0	0	0	0	0	0	0	0
32	Total Direct Receipts, Other Sources, & Other Receipts		293,599,728	39,483,741	28,477,125	25,662,476	5,982,134	19,098,515	2,231,669	2,778,024	0
33	Total Amount Available		372,183,556	55,008,754	40,420,464	37,351,392	10,492,240	60,884,813	44,449,065	3,874,186	0
34	Total Direct Disbursements & Other Uses ⁹		293,551,170	39,500,992	26,286,141	25,111,729	7,399,000	19,072,871	0	2,414,000	0
35	Total Other Disbursements		0	0	0	0	0	0	0	0	0
36	Total Direct Disbursements, Other Uses, & Other Disbursements		293,551,170	39,500,992	26,286,141	25,111,729	7,399,000	19,072,871	0	2,414,000	0
37	Total ENDING CASH BALANCE ON HAND (with Student Activity Funds)7 as of June 30, 2025		78,632,386	15,507,762	14,134,323	12,239,663	3,093,240	41,811,942	44,449,065	1,460,186	0

	A	B	C	D	E	F	G	H	I	J	K
1			(10)	(20)	(30)	(40)	(50)	(60)	(70)	(80)	(90)
2	Description: Enter Whole Numbers Only	Acct #	Educational	Operations & Maintenance	Debt Service	Transportation	Municipal Retirement/ Social Security	Capital Projects	Working Cash	Tort	Fire Prevention & Safety
3	RECEIPTS/REVENUES FROM LOCAL SOURCES (1000)										
4	AD VALOREM TAXES LEVIED BY LOCAL EDUCATION AGENCY	1100									
5	Designated Purposes Levies ¹¹ (1110-1120)	-	130,364,880	37,886,742	25,497,345	13,229,943	599,713		664,714	2,776,006	
6	Leasing Purposes Levy ¹²	1130									
7	Special Education Purposes Levy	1140	40,412,571								
8	FICA and Medicare Only Levies	1150					4,720,921				
9	Area Vocational Construction Purposes Levy	1160									
10	Summer School Purposes Levy	1170									
11	Other Tax Levies (Describe & Itemize)	1190									
12	Total Ad Valorem Taxes Levied by District		170,777,451	37,886,742	25,497,345	13,229,943	5,320,634	0	664,714	2,776,006	0
13	PAYMENTS IN LIEU OF TAXES	1200									
14	Mobile Home Privilege Tax	1210									
15	Payments from Local Housing Authority	1220									
16	Corporate Personal Property Replacement Taxes ¹³	1230					500,000	2,014,588			
17	Other Payments in Lieu of Taxes (Describe & Itemize)	1290									
18	Total Payments in Lieu of Taxes		0	0	0	0	500,000	2,014,588	0	0	0
19	TUITION	1300									
20	Regular Tuition from Pupils or Parents (In State)	1311									
21	Regular Tuition from Other Districts (In State)	1312									
22	Regular Tuition from Other Sources (In State)	1313									
23	Regular Tuition from Other Sources (Out of State)	1314									
24	Summer School Tuition from Pupils or Parents (In State)	1321									
25	Summer School Tuition from Other Districts (In State)	1322									
26	Summer School Tuition from Other Sources (In State)	1323									
27	Summer School Tuition from Other Sources (Out of State)	1324									
28	CTE Tuition from Pupils or Parents (In State)	1331									
29	CTE Tuition from Other Districts (In State)	1332									
30	CTE Tuition from Other Sources (In State)	1333									
31	CTE Tuition from Other Sources (Out of State)	1334									
32	Special Education Tuition from Pupils or Parents (In State)	1341									
33	Special Education Tuition from Other Districts (In State)	1342									
34	Special Education Tuition from Other Sources (In State)	1343									
35	Special Education Tuition from Other Sources (Out of State)	1344									
36	Adult Tuition from Pupils or Parents (In State)	1351									
37	Adult Tuition from Other Districts (In State)	1352									
38	Adult Tuition from Other Sources (In State)	1353									
39	Adult Tuition from Other Sources (Out of State)	1354									
40	Total Tuition		0								
41	TRANSPORTATION FEES	1400									
42	Regular Transportation Fees from Pupils or Parents (In State)	1411									
43	Regular Transportation Fees from Other Districts (In State)	1412									
44	Regular Transportation Fees from Other Sources (In State)	1413									
45	Regular Transportation Fees from Co-curricular Activities (In State)	1415									
46	Regular Transportation Fees from Other Sources (Out of State)	1416									
47	Summer School Transportation Fees from Pupils or Parents (In State)	1421									
48	Summer School Transportation Fees from Other Districts (In State)	1422									
49	Summer School Transportation Fees from Other Sources (In State)	1423									
50	Summer School Transportation Fees from Other Sources (Out of State)	1424									
51	CTE Transportation Fees from Pupils or Parents (In State)	1431									
52	CTE Transportation Fees from Other Districts (In State)	1432									
53	CTE Transportation Fees from Other Sources (In State)	1433									
54	CTE Transportation Fees from Other Sources (Out of State)	1434									
55	Special Education Transportation Fees from Pupils or Parents (In State)	1441									
56	Special Education Transportation Fees from Other Districts (In State)	1442									
57	Special Education Transportation Fees from Other Sources (In State)	1443									
58	Special Education Transportation Fees from Other Sources (Out of State)	1444									
59	Adult Transportation Fees from Pupils or Parents (In State)	1451									

	A	B	C	D	E	F	G	H	I	J	K
1			(10)	(20)	(30)	(40)	(50)	(60)	(70)	(80)	(90)
2	Description: Enter Whole Numbers Only	Acct #	Educational	Operations & Maintenance	Debt Service	Transportation	Municipal Retirement/ Social Security	Capital Projects	Working Cash	Tort	Fire Prevention & Safety
60	Adult Transportation Fees from Other Districts (In State)	1452									
61	Adult Transportation Fees from Other Sources (In State)	1453									
62	Adult Transportation Fees from Other Sources (Out of State)	1454									
63	Total Transportation Fees					0					
64	EARNINGS ON INVESTMENTS	1500									
65	Interest on Investments	1510	2,703,377	389,000	486,000	312,000	161,500	1,232,000	1,566,955	2,018	
66	Gain or Loss on Sale of Investments	1520									
67	Total Earnings on Investments		2,703,377	389,000	486,000	312,000	161,500	1,232,000	1,566,955	2,018	0
68	FOOD SERVICE	1600									
69	Sales to Pupils - Lunch	1611	1,770,000								
70	Sales to Pupils - Breakfast	1612	115,000								
71	Sales to Pupils - A la Carte	1613	398,000								
72	Sales to Pupils - Other (Describe & Itemize)	1614	0								
73	Sales to Adults	1620	0								
74	Other Food Service (Describe & Itemize)	1690	46,000								
75	Total Food Service		2,329,000								
76	DISTRICT/SCHOOL ACTIVITY INCOME	1700									
77	Admissions - Athletic	1711									
78	Admissions - Other	1719									
79	Fees	1720	511,000								
80	Book Store Sales	1730									
81	Other District/School Activity Revenue (Describe & Itemize)	1790	58,000	156,999							
82	Student Activity Fund Revenues	1799									
83	Total District/School Activity Income (without Student Activity Funds 1799)		569,000	156,999							
84	Total District/School Activity Income (with Student Activity Funds 1799)		569,000								
85	TEXTBOOK INCOME	1800									
86	Textbook Rentals - Regular Textbooks	1811	174,000								
87	Textbook Rentals - Summer School Textbooks	1812									
88	Textbook Rentals - Adult/Continuing Education Textbooks	1813									
89	Textbook Rentals - Other (Describe & Itemize)	1819	3,900								
90	Textbook Sales - Regular Textbooks	1821									
91	Textbook Sales - Summer School	1822									
92	Textbook Sales - Adult/Continuing Education	1823									
93	Textbook Sales - Other (Describe & Itemize)	1829									
94	Other Textbook Income (Describe & Itemize)	1890	88,700								
95	Total Textbooks		266,600								
96	OTHER REVENUE FROM LOCAL SOURCES	1900									
97	Rentals	1910		51,000							
98	Contributions and Donations from Private Sources	1920	7,500								
99	Impact Fees from Municipal or County Governments	1930		838,000				400,000			
100	Services Provided Other Districts	1940	950,000								
101	Refund of Prior Years' Expenditures	1950	100,000								
102	Payments of Surplus Moneys from TIF Districts	1960									
103	Drivers' Education Fees	1970									
104	Proceeds from Vendors' Contracts	1980									
105	School Facility Occupation Tax Proceeds	1983									
106	Payment from Other Districts	1991	215,000								
107	Sale of Vocational Projects	1992									
108	Other Local Fees (Describe & Itemize)	1993									
109	Other Local Revenues (Describe & Itemize)	1999	1,387,680	162,000		403,000					
110	Total Other Revenue from Local Sources		2,660,180	1,051,000	0	403,000	0	400,000	0	0	0
111	Total Receipts/Revenues from Local Sources (without Student Activity Funds 1799)	1000	179,305,608	39,483,741	25,983,345	13,944,943	5,982,134	3,646,588	2,231,669	2,778,024	0
112	Total Receipts/Revenues from Local Sources (with Student Activity Funds 1799)		179,305,608								
113	FLOW-THROUGH RECEIPTS/REVENUES FROM ONE DISTRICT TO ANOTHER DISTRICT (2000)										

	A	B	C	D	E	F	G	H	I	J	K
1			(10)	(20)	(30)	(40)	(50)	(60)	(70)	(80)	(90)
2	Description: Enter Whole Numbers Only	Acct #	Educational	Operations & Maintenance	Debt Service	Transportation	Municipal Retirement/ Social Security	Capital Projects	Working Cash	Tort	Fire Prevention & Safety
114	Flow-Through Revenue from State Sources	2100									
115	Flow-Through Revenue from Federal Sources	2200									
116	Other Flow-Through Revenue (Describe & Itemize)	2300									
117	Total Flow-Through Receipts/Revenues From One District to Another District	2000	0	0		0	0				
118	RECEIPTS/REVENUES FROM STATE SOURCES (3000)										
119	UNRESTRICTED GRANTS-IN-AID (3001-3099)										
120	Evidence Based Funding Formula (Section 18-8.15)	3001	76,723,688					3,451,927			
121	Reorganization Incentives (Accounts 3005-3021)	3005									
122	Fast Growth District Grants	3030									
123	Other Unrestricted Grants-In-Aid From State Sources (Describe & Itemize)	3099									
124	Total Unrestricted Grants-In-Aid		76,723,688	0	0	0	0	3,451,927		0	0
125	RESTRICTED GRANTS-IN-AID (3100-3900)										
126	SPECIAL EDUCATION										
127	Special Education - Private Facility Tuition	3100	3,327,267								
128	Special Education - Funding for Children Requiring Sp Ed Services	3105									
129	Special Education - Personnel	3110									
130	Special Education - Orphanage - Individual	3120	118,028								
131	Special Education - Orphanage - Summer Individual	3130	2,566								
132	Special Education - Summer School	3145									
133	Special Education - Other (Describe & Itemize)	3199									
134	Total Special Education		3,447,861	0		0					
135	CAREER AND TECHNICAL EDUCATION (CTE)										
136	CTE - Technical Education - Tech Prep	3200									
137	CTE - Secondary Program Improvement (CTEI)	3220	440,019								
138	CTE - WECEP	3225									
139	CTE - Agriculture Education	3235									
140	CTE - Instructor Practicum	3240									
141	CTE - Student Organizations	3270									
142	CTE - Other (Describe & Itemize)	3299									
143	Total Career and Technical Education		440,019	0				0			
144	BILINGUAL EDUCATION										
145	Bilingual Education - Downstate - TPI and TBE	3305	2,559,410								
146	Bilingual Education - Downstate - Transitional Bilingual Education	3310									
147	Total Bilingual Education		2,559,410					0			
148	State Free Lunch & Breakfast	3360	58,000								
149	School Breakfast Initiative	3365									
150	Driver Education	3370	83,000								
151	Adult Education (from ICCB)	3410									
152	Adult Education - Other (Describe & Itemize)	3499									
153	TRANSPORTATION										
154	Transportation - Regular and Vocational	3500				4,310,718					
155	Transportation - Special Education	3510				7,406,815					
156	Transportation - Other (Describe & Itemize)	3599									
157	Total Transportation		0	0		11,717,533	0				
158	Learning Improvement - Change Grants	3610									
159	Scientific Literacy	3660									
160	Truant Alternative/Optional Education	3695									
161	Early Childhood - Block Grant	3705	3,639,740								
162	Chicago General Education Block Grant	3766									
163	Chicago Educational Services Block Grant	3767									
164	School Safety & Educational Improvement Block Grant	3775									
165	Technology - Technology for Success	3780									
166	State Charter Schools	3815									
167	Extended Learning Opportunities - Summer Bridges	3825									
168	Infrastructure Improvements - Planning/Construction	3920									
169	School Infrastructure - Maintenance Projects	3925									
170	Other Restricted Revenue from State Sources (Describe & Itemize)	3999	2,736,252								

	A	B	C	D	E	F	G	H	I	J	K
1			(10)	(20)	(30)	(40)	(50)	(60)	(70)	(80)	(90)
2	Description: Enter Whole Numbers Only	Acct #	Educational	Operations & Maintenance	Debt Service	Transportation	Municipal Retirement/ Social Security	Capital Projects	Working Cash	Tort	Fire Prevention & Safety
171	Total Restricted Grants-In-Aid		12,964,282	0	0	11,717,533	0	0	0	0	0
172	Total Receipts/Revenues from State Sources	3000	89,687,970	0	0	11,717,533	0	3,451,927	0	0	0
173	RECEIPTS/REVENUES FROM FEDERAL SOURCES (4000)										
174	UNRESTRICTED GRANTS-IN-AID RECEIVED DIRECTLY FROM FEDERAL GOVT. (4001-4009)										
175	Federal Impact Aid	4001									
176	Other Unrestricted Grants-In-Aid Received from Fed. Govt. (Describe & Itemize)	4009									
177	Total Unrestricted Grants-In-Aid Received Directly from Fed Govt		0	0	0	0	0	0	0	0	0
178	RESTRICTED GRANTS-IN-AID RECEIVED DIRECTLY FROM FEDERAL GOVT (4045-4090)										
179	Head Start	4045									
180	Construction (Impact Aid)	4050									
181	MAGNET	4060									
182	Other Restricted Grants-In-Aid Received from Fed. Govt. (Describe & Itemize)	4090									
183	Total Restricted Grants-In-Aid Received Directly from Federal Govt.		0	0		0	0	0			0
184	RESTRICTED GRANTS-IN-AID RECEIVED FROM FEDERAL GOVT. THRU THE STATE (4100-4999)										
185	TITLE V										
186	Title V - Flexibility and Accountability	4100									
187	Title V - SEA Projects	4105									
188	Title V - Rural Education Initiative (REI)	4107									
189	Title V - Other (Describe & Itemize)	4199									
190	Total Title V		0	0		0	0				
191	FOOD SERVICE										
192	Breakfast Start-Up Expansion	4200									
193	National School Lunch Program	4210	6,000,000								
194	Special Milk Program	4215									
195	School Breakfast Program	4220	1,549,000								
196	Summer Food Service Admin/Program	4225	80,000								
197	Child and Adult Care Food Program	4226	250,000								
198	Fresh Fruit and Vegetables	4240	83,760								
199	Food Service - Other (Describe & Itemize)	4299									
200	Total Food Service		7,962,760				0				
201	TITLE I										
202	Title I - Low Income	4300	3,481,956								
203	Title I - Low Income - Neglected, Private	4305									
204	Title I - Migrant Education	4340									
205	Title I - Other (Describe & Itemize)	4399	78,420								
206	Total Title I		3,560,376	0		0	0				
207	TITLE IV										
208	Title IV - Student Support & Academic Enrichment Grant	4400	387,456								
209	Title IV - Part A - Student Support & Academic Enrichment Grants Safe and Drug Free Schools	4415									
210	Title IV - 21st Century	4421									
211	Title IV - Other (Describe & Itemize)	4499									
212	Total Title IV		387,456	0		0	0				
213	FEDERAL - SPECIAL EDUCATION										
214	Federal Special Education - Preschool Flow-Through	4600	75,465								
215	Federal Special Education - Preschool Discretionary	4605									
216	Federal Special Education - IDEA Flow Through	4620	4,618,560								
217	Federal Special Education - IDEA Room & Board	4625	200,000								
218	Federal Special Education - IDEA Discretionary	4630									
219	Federal Special Education - IDEA - Other (Describe & Itemize)	4699									
220	Total Federal Special Education		4,894,025	0		0	0				
221	CTE - PERKINS										
222	CTE - Perkins-Title III E Tech Prep	4770	140,705								
223	CTE - Other (Describe & Itemize)	4799									

	A	B	C	D	E	F	G	H	I	J	K
1			(10)	(20)	(30)	(40)	(50)	(60)	(70)	(80)	(90)
2	Description: Enter Whole Numbers Only	Acct #	Educational	Operations & Maintenance	Debt Service	Transportation	Municipal Retirement/ Social Security	Capital Projects	Working Cash	Tort	Fire Prevention & Safety
224	Total CTE - Perkins		140,705	0			0				
225	Federal - Adult Education	4810									
226	ARRA - General State Aid - Education Stabilization	4850									
227	ARRA - Title I - Low Income	4851									
228	ARRA - Title I - Neglected, Private	4852									
229	ARRA - Title I - Delinquent, Private	4853									
230	ARRA - Title I - School Improvement (Part A)	4854									
231	ARRA - Title I - School Improvement (Section 1003g)	4855									
232	ARRA - IDEA - Part B - Preschool	4856									
233	ARRA - IDEA - Part B - Flow-Through	4857									
234	ARRA - Title IID - Technology - Formula	4860									
235	ARRA - Title IID - Technology - Competitive	4861									
236	ARRA - McKinney - Vento Homeless Education	4862									
237	ARRA - Child Nutrition Equipment Assistance	4863									
238	Impact Aid Formula Grants	4864									
239	Impact Aid Competitive Grants	4865									
240	Qualified Zone Academy Bond Tax Credits	4866									
241	Qualified School Construction Bond Credits	4867									
242	Build America Bond Tax Credits	4868									
243	Build America Bond Interest Reimbursement	4869									
244	ARRA - General State Aid - Other Government Services Stabilization	4870									
245	Other ARRA Funds - II	4871									
246	Other ARRA Funds - III	4872	1,058,963								
247	Other ARRA Funds - IV	4873									
248	Other ARRA Funds - V	4874									
249	ARRA - Early Childhood	4875									
250	Other ARRA Funds - VII	4876									
251	Other ARRA Funds - VIII	4877									
252	Other ARRA Funds - IX	4878									
253	Other ARRA Funds - X	4879									
254	Other ARRA Funds - Ed Job Fund Program	4880									
255	Total Stimulus Programs		1,058,963	0	0	0	0	0		0	0
256	Race to the Top Program	4901									
257	Race to the Top - Preschool Expansion Grant	4902									
258	Title III - Instruction for English Learners & Immigrant Students	4905	156,500								
259	Title III - English Language Acquisition	4909	432,270								
260	McKinney Education for Homeless Children	4920									
261	Title II - Eisenhower - Professional Development Formula	4930									
262	Title II - Teacher Quality	4932	527,738								
263	Title II - Part A - Supporting Effective Instruction - State Grants	4935									
264	Federal Charter Schools	4960									
265	State Assessment Grants	4981									
266	Grant for State Assessments and Related Activities	4982									
267	Medicaid Matching Funds - Administrative Outreach	4991	750,000								
268	Medicaid Matching Funds - Fee-For-Service Program	4992	3,000,000								
269	Other Restricted Grants Received from Fed. Govt. thru State <i>(Describe & Itemize)</i>	4998	1,735,357								
270	Total Restricted Grants-In-Aid Received from Federal Govt. Thru the State		24,606,150	0	0	0	0	0		0	0
271	TOTAL RECEIPTS/REVENUES FROM FEDERAL SOURCES	4000	24,606,150	0	0	0	0	0	0	0	0
272	TOTAL DIRECT RECEIPTS/REVENUES (without Student Activity Funds 1799)		293,599,728	39,483,741	25,983,345	25,662,476	5,982,134	7,098,515	2,231,669	2,778,024	0
273	TOTAL DIRECT RECEIPTS/REVENUES (with Student Activity Funds 1799)		293,599,728								

	A	B	C	D	E	F	G	H	I	J	K
1	Description: Enter Whole Numbers Only	Funct #	(100) Salaries	(200) Employee Benefits	(300) Purchased Services	(400) Supplies & Materials	(500) Capital Outlay	(600) Other Objects	(700) Non-Capitalized Equipment	(800) Termination Benefits	(900) Total
3	10 - EDUCATIONAL FUND (ED)										
4	INSTRUCTION (ED)	1000									
5	Regular Programs	1100	66,304,152	22,271,731	7,732,668	6,090,282	6,000	11,272	8,342,192		110,758,297
6	Tuition Payment to Charter Schools	1115			9,193,039						9,193,039
7	Pre-K Programs	1125	782,814	213,253		44,077					1,040,144
8	Special Education Programs (Functions 1200 - 1220)	1200	22,760,627	5,918,638	940,347	504,570	7,295	2,205	179,188		30,312,870
9	Special Education Programs Pre-K	1225	1,558,552	310,039							1,868,591
10	Remedial and Supplemental Programs K-12	1250	4,544,081	1,252,613	8,227	171,548			14,644		5,991,113
11	Remedial and Supplemental Programs Pre-K	1275	1,655,716	482,880	5,837	48,762			31,561		2,224,756
12	Adult/Continuing Education Programs	1300									0
13	CTE Programs	1400	179,275	49,369	96,837	97,429	42,884	487	183,826		650,107
14	Interscholastic Programs	1500	3,225,120	173,728	709,196	93,500		2,100	21,029		4,224,673
15	Summer School Programs	1600	756,116	38,442							794,558
16	Gifted Programs	1650	1,041	16							1,057
17	Driver's Education Programs	1700	226,650	50,039	81,205	21,528					379,422
18	Bilingual Programs	1800	9,557,825	2,376,115	35,799	5,798		1,050			11,976,587
19	Truant Alternative & Optional Programs	1900	1,388,797	329,147	271,914	10,700					2,000,558
20	Pre-K Programs - Private Tuition	1910									0
21	Regular K-12 Programs Private Tuition	1911									0
22	Special Education Programs K-12 Private Tuition	1912						10,493,915			10,493,915
23	Special Education Programs Pre-K Tuition	1913									0
24	Remedial/Supplemental Programs K-12 Private Tuition	1914									0
25	Remedial/Supplemental Programs Pre-K Private Tuition	1915									0
26	Adult/Continuing Education Programs Private Tuition	1916									0
27	CTE Programs Private Tuition	1917						217,639			217,639
28	Interscholastic Programs Private Tuition	1918									0
29	Summer School Programs Private Tuition	1919									0
30	Gifted Programs Private Tuition	1920									0
31	Bilingual Programs Private Tuition	1921									0
32	Truants Alternative/Opt Ed Programs Private Tuition	1922									0
33	Student Activity Fund Expenditures	1999									0
34	Total Instruction¹⁴ (Without Student Activity Funds 1999)	1000	112,940,766	33,466,010	19,075,069	7,088,194	56,179	10,728,668	8,772,440	0	192,127,326
35	Total Instruction¹⁴ (With Student Activity Funds 1999)	1000	112,940,766	33,466,010	19,075,069	7,088,194	56,179	10,728,668	8,772,440	0	192,127,326
36	SUPPORT SERVICES (ED)	2000									
37	Support Services - Pupil	2100									
38	Attendance & Social Work Services	2110	6,916,082	1,678,605	1,179,589	49,180		45,150	1,656		9,870,262
39	Guidance Services	2120	3,319,097	779,968	32,846						4,131,911
40	Health Services	2130	2,480,970	420,964	25,618	19,259		276			2,947,087
41	Psychological Services	2140	2,103,212	536,673		68,355					2,708,240
42	Speech Pathology & Audiology Services	2150	4,702,689	1,182,193	2,011	27,539					5,914,432
43	Other Support Services - Pupils (Describe & Itemize)	2190	3,943,715	1,035,851	67,033	535					5,047,134
44	Total Support Services - Pupil	2100	23,465,765	5,634,254	1,307,097	164,868	0	45,426	1,656	0	30,619,066
45	Support Services - Instructional Staff	2200									
46	Improvement of Instruction Services	2210	5,629,766	1,309,823	923,327	70,940		146,796			8,080,652
47	Educational Media Services	2220	2,220,506	670,140	24,244	296,358		310			3,211,558
48	Assessment & Testing	2230	1,443,744	313,975	588,686	260,641		1,050	8,010		2,616,106
49	Total Support Services - Instructional Staff	2200	9,294,016	2,293,938	1,536,257	627,939	0	148,156	8,010	0	13,908,316
50	Support Services - General Administration	2300									
51	Board of Education Services	2310	76,117	26,409	417,645	1,588		42,000	7,863		571,622
52	Executive Administration Services	2320	880,959	199,561	207,002	17,314		28,031	1,573		1,334,440
53	Special Area Administration Services	2330			33,978	4,280		11,541			49,799
54	Tort Immunity Services	2361, 2365									0
55	Total Support Services - General Administration	2300	957,076	225,970	658,625	23,182	0	81,572	9,436	0	1,955,861
56	Support Services - School Administration	2400									
57	Office of the Principal Services	2410	16,200,936	4,386,441	33,557						20,620,934
58	Other Support Services - School Administration (Describe & Itemize)	2490									0
59	Total Support Services - School Administration	2400	16,200,936	4,386,441	33,557	0	0	0	0	0	20,620,934
60	Support Services - Business	2500									
61	Direction of Business Support Services	2510	339,789	82,619	179,866	4,280		6,300			612,854
62	Fiscal Services	2520	996,151	149,577	272,228	45,151	2,500	5,250			1,470,857

1	A	B	C	D	E	F	G	H	I	J	K
2	Description: Enter Whole Numbers Only	Funct #	(100) Salaries	(200) Employee Benefits	(300) Purchased Services	(400) Supplies & Materials	(500) Capital Outlay	(600) Other Objects	(700) Non-Capitalized Equipment	(800) Termination Benefits	(900) Total
63	Operation & Maintenance of Plant Services	2540									0
64	Pupil Transportation Services	2550			84,676						84,676
65	Food Services	2560	171,807	1,918	10,215,738	74,023	40,000		94,356		10,597,842
66	Internal Services	2570	367,345	12,847	57,159	15,471		3,885	4,561		461,268
67	Total Support Services - Business	2500	1,875,092	246,961	10,809,667	138,925	42,500	15,435	98,917	0	13,227,497
68	Support Services - Central	2600									
69	Direction of Central Support Services	2610									0
70	Planning, Research, Development & Evaluation Services	2620									0
71	Information Services	2630	526,064	94,861	219,099	10,184		1,680	11,008		862,896
72	Staff Services	2640	1,345,122	325,457	276,416	6,848		11,025	4,718		1,969,586
73	Data Processing Services	2660	2,692,671	409,472	4,401,078	251,588		4,631	2,789,401		10,548,841
74	Total Support Services - Central	2600	4,563,857	829,790	4,896,593	268,620	0	17,336	2,805,127	0	13,381,323
75	Other Support Services - Misc. (Describe & Itemize)	2900	26,031	46,398	3,521	7,755					83,705
76	Total Support Services	2000	56,382,773	13,663,752	19,245,317	1,231,289	42,500	307,925	2,923,146	0	93,796,702
77	COMMUNITY SERVICES (ED)	3000	2,157,197	435,238	48,095	24,697	69,765		1,775		2,736,767
78	PAYMENTS TO OTHER DIST & GOVT UNITS (ED)	4000									
79	Payments to Other Dist & Govt Units (In-State)	4100									
80	Payments for Regular Programs	4110									0
81	Payments for Special Education Programs	4120			4,185,564						4,185,564
82	Payments for Adult/Continuing Education Programs	4130									0
83	Payments for CTE Programs	4140						130,583			130,583
84	Payments for Community College Programs	4170			25,875						25,875
85	Other Payments to In-State Govt Units - Programs (Describe & Itemize)	4190			2,487						2,487
86	Total Payments to Other Dist & Govt Units (In-State)	4100			4,213,926			130,583			4,344,509
87	Payments for Regular Programs - Tuition	4210									0
88	Payments for Special Education Programs - Tuition	4220						110,588			110,588
89	Payments for Adult/Continuing Education Programs - Tuition	4230									0
90	Payments for CTE Programs - Tuition	4240									0
91	Payments for Community College Programs - Tuition	4270						435,278			435,278
92	Payments for Other Programs - Tuition	4280									0
93	Other Payments to In-State Govt Units - Tuition (Describe & Itemize)	4290									0
94	Total Payments to Other Dist & Govt Units - Tuition (In State)	4200						545,866			545,866
95	Payments for Regular Programs - Transfers	4310									0
96	Payments for Special Education Programs - Transfers	4320									0
97	Payments for Adult/Continuing Ed Programs - Transfers	4330									0
98	Payments for CTE Programs - Transfers	4340									0
99	Payments for Community College Program - Transfers	4370									0
100	Payments for Other Programs - Transfers	4380									0
101	Other Payments to In-State Govt Units - Transfers (Describe & Itemize)	4390									0
102	Total Payments to Other Dist & Govt Units-Transfers (In State)	4300			0			0			0
103	Payments to Other Dist & Govt Units (Out of State)	4400									0
104	Total Payments to Other Dist & Govt Units	4000			4,213,926			676,449			4,890,375
105	DEBT SERVICE (ED)	5000									
106	Debt Service - Interest on Short-Term Debt	5100									
107	Tax Anticipation Warrants	5110									0
108	Tax Anticipation Notes	5120									0
109	Corporate Personal Property Repl Tax Anticipated Notes	5130									0
110	State Aid Anticipation Certificates	5140									0
111	Other Interest on Short-Term Debt (Describe & Itemize)	5150									0
112	Total Debt Service - Interest on Short-Term Debt	5100						0			0
113	Debt Service - Interest on Long-Term Debt	5200									0
114	Total Debt Service	5000						0			0
115	PROVISION FOR CONTINGENCIES (ED)	6000									0
116	Total Direct Disbursements/Expenditures (without Student Activity Funds (1999))		171,480,736	47,565,000	42,582,407	8,344,180	168,444	11,713,042	11,697,361	0	293,551,170
117	Total Direct Disbursements/Expenditures (with Student Activity Funds (1999))		171,480,736	47,565,000	42,582,407	8,344,180	168,444	11,713,042	11,697,361	0	293,551,170
118	Excess (Deficiency) of Receipts/Revenues Over Disbursements/Expenditures (without Student Activity Funds 1999)										48,558
119	Excess (Deficiency) of Receipts/Revenues Over Disbursements/Expenditures (with Student Activity Funds 1999)										48,558
120											

	A	B	C	D	E	F	G	H	I	J	K
1	Description: Enter Whole Numbers Only	Funct #	(100) Salaries	(200) Employee Benefits	(300) Purchased Services	(400) Supplies & Materials	(500) Capital Outlay	(600) Other Objects	(700) Non-Capitalized Equipment	(800) Termination Benefits	(900) Total
121	20 - OPERATIONS AND MAINTENANCE FUND (O&M)										
122	SUPPORT SERVICES (O&M)	2000									
123	Support Services - Pupil	2100									
124	Other Support Services - Pupils <i>(Describe & Itemize)</i>	2190									0
125	Support Services - Business	2500									
126	Direction of Business Support Services	2510									0
127	Facilities Acquisition & Construction Services	2530									0
128	Operation & Maintenance of Plant Services	2540	8,933,120	1,668,996	5,976,875	5,991,558	1,467,850	9,000	959,813		25,007,212
129	Pupil Transportation Services	2550									0
130	Food Services	2560									0
131	Total Support Services - Business	2500	8,933,120	1,668,996	5,976,875	5,991,558	1,467,850	9,000	959,813	0	25,007,212
132	Other Support Services - Misc. <i>(Describe & Itemize)</i>	2900									0
133	Total Support Services	2000	8,933,120	1,668,996	5,976,875	5,991,558	1,467,850	9,000	959,813	0	25,007,212
134	COMMUNITY SERVICES (O&M)	3000									0
135	PAYMENTS TO OTHER DIST & GOVT UNITS (O&M)	4000									
136	Payments to Other Dist & Govt Units (In-State)	4100									
137	Payments for Regular Programs	4110									0
138	Payments for Special Education Programs	4120									0
139	Payments for CTE Program	4140									0
140	Other Payments to In-State Govt Units - Programs <i>(Describe & Itemize)</i>	4190									0
141	Total Payments to Other Dist & Govt Units (In-State)	4100			0			0			0
142	Payments to Other Dist & Govt Units (Out of State) ¹⁴	4400									0
143	Total Payments to Other Dist & Govt Unit	4000			0			0			0
144	DEBT SERVICE (O&M)	5000									
145	Debt Service - Interest on Short-Term Debt	5100									
146	Tax Anticipation Warrants	5110									0
147	Tax Anticipation Notes	5120									0
148	Corporate Personal Prop Repl Tax Anticipated Notes	5130									0
149	State Aid Anticipation Certificates	5140									0
150	Other Interest on Short-Term Debt <i>(Describe & Itemize)</i>	5150									0
151	Total Debt Service - Interest on Short-Term Debt	5100						0			0
152	Debt Service - Interest on Long-Term Debt	5200									0
153	Total Debt Service	5000						0			0
154	PROVISION FOR CONTINGENCIES (O&M)	6000									0
155	Total Direct Disbursements/Expenditures		8,933,120	1,668,996	5,976,875	5,991,558	1,467,850	9,000	959,813	0	25,007,212
156	Excess (Deficiency) of Receipts/Revenues Over Disbursements/Expenditures										14,476,529
157											
158	30 - DEBT SERVICE FUND (DS)										
159	PAYMENTS TO OTHER DIST & GOVT UNITS (DS)	4000									
160	Payments to Other Dist & Govt Units (In-State)	4100									
161	Payments for Regular Programs	4110									0
162	Payments for Special Education Programs	4120									0
163	Other Payments to In-State Govt Units - Programs <i>(Describe & Itemize)</i>	4190									0
164	Total Payments to Other Dist & Govt Units (In-State)	4000						0			0
165	DEBT SERVICE (DS)	5000									
166	Debt Service - Interest on Short-Term Debt	5100									
167	Tax Anticipation Warrants	5110									0
168	Tax Anticipation Notes	5120									0
169	Corporate Personal Prop Repl Tax Anticipation Notes	5130									0
170	State Aid Anticipation Certificates	5140									0
171	Other Interest on Short-Term Debt <i>(Describe & Itemize)</i>	5150									0
172	Total Debt Service - Interest On Short-Term Debt	5100						0			0
173	Debt Service - Interest on Long-Term Debt	5200									0
174	Debt Service - Payments of Principal on Long-Term Debt ¹⁵ (Lease/Purchase Principal Retired) <i>(Describe & Itemize)</i>	5300						18,435,000			18,435,000
175	Debt Service - Other <i>(Describe & Itemize)</i>	5400			20,000			7,831,141			7,851,141
176	Total Debt Service	5000			20,000			26,266,141			26,286,141
177	PROVISION FOR CONTINGENCIES (DS)	6000									0
178	Total Direct Disbursements/Expenditures				20,000			26,266,141			26,286,141

	A	B	C	D	E	F	G	H	I	J	K
1	Description: Enter Whole Numbers Only	Funct #	(100) Salaries	(200) Employee Benefits	(300) Purchased Services	(400) Supplies & Materials	(500) Capital Outlay	(600) Other Objects	(700) Non-Capitalized Equipment	(800) Termination Benefits	(900) Total
179	Excess (Deficiency) of Receipts/Revenues Over Disbursements/Expenditures										(302,796)
180											
181	40 - TRANSPORTATION FUND (TR)										
182	SUPPORT SERVICES (TR)	2000									
183	Support Services - Pupils	2100									
184	Other Support Services - Pupils (Describe & Itemize)	2190									0
185	Support Services - Business										
186	Pupil Transportation Services	2550	648,579	48,517	20,019,546	1,409,168	2,982,208	0	3,711		25,111,729
187	Other Support Services - Business (Describe & Itemize)	2900									0
188	Total Support Services	2000	648,579	48,517	20,019,546	1,409,168	2,982,208	0	3,711	0	25,111,729
189	COMMUNITY SERVICES (TR)	3000									0
190	PAYMENTS TO OTHER DIST & GOVT UNITS (TR)	4000									
191	Payments to Other Dist & Govt Units (In-State)	4100									
192	Payments for Regular Program	4110									0
193	Payments for Special Education Programs	4120									0
194	Payments for Adult/Continuing Education Programs	4130									0
195	Payments for CTE Programs	4140									0
196	Payments for Community College Programs	4170									0
197	Other Payments to In-State Govt Units - Programs (Describe & Itemize)	4190									0
198	Total Payments to Other Dist & Govt Units (In-State)	4100			0			0			0
199	Payments to Other Dist & Govt Units (Out-of-State) (Describe & Itemize)	4400									0
200	Total Payments to Other Dist & Govt Units	4000			0			0			0
201	DEBT SERVICE (TR)	5000									
202	Debt Service - Interest on Short-Term Debt	5100									
203	Tax Anticipation Warrants	5110									0
204	Tax Anticipation Notes	5120									0
205	Corporate Personal Prop Repl Tax Anticipation Notes	5130									0
206	State Aid Anticipation Certificates	5140									0
207	Other Interest on Short-Term Debt (Describe & Itemize)	5150									0
208	Total Debt Service - Interest On Short-Term Debt	5100						0			0
209	Debt Service - Interest on Long-Term Debt	5200									0
210	Debt Service - Payments of Principal on Long-Term Debt ¹⁵ (Lease/Purchase Principal Retired) (Describe & Itemize)	5300									0
211	Debt Service - Other (Describe & Itemize)	5400									0
212	Total Debt Service	5000						0			0
213	PROVISION FOR CONTINGENCIES (TR)	6000									0
214	Total Direct Disbursements/Expenditures		648,579	48,517	20,019,546	1,409,168	2,982,208	0	3,711	0	25,111,729
215	Excess (Deficiency) of Receipts/Revenues Over Disbursements/Expenditures										550,747
216											
217	50 - MUNICIPAL RETIREMENT/SOC SEC FUND (MR/SS)										
218	INSTRUCTION (MR/SS)	1000									
219	Regular Program	1100		1,021,395							1,021,395
220	Pre-K Programs	1125		36,535							36,535
221	Special Education Programs (Functions 1200-1220)	1200		1,229,655							1,229,655
222	Special Education Programs Pre-K	1225		134,317							134,317
223	Remedial and Supplemental Programs K-12	1250		64,752							64,752
224	Remedial and Supplemental Programs Pre-K	1275		19,892							19,892
225	Adult/Continuing Education Programs	1300									0
226	CTE Programs	1400		2,744							2,744
227	Interscholastic Programs	1500		9,553							9,553
228	Summer School Programs	1600									0
229	Gifted Programs	1650									0
230	Driver's Education Programs	1700		3,534							3,534
231	Bilingual Programs	1800		272,430							272,430
232	Truant Alternative & Optional Programs	1900		55,498							55,498
233	Total Instruction	1000		2,850,305							2,850,305
234	SUPPORT SERVICES (MR/SS)	2000									
235	Support Services - Pupil	2100									
236	Attendance & Social Work Services	2110		109,123							109,123

1	A	B	C	D	E	F	G	H	I	J	K
2	Description: Enter Whole Numbers Only	Funct #	(100) Salaries	(200) Employee Benefits	(300) Purchased Services	(400) Supplies & Materials	(500) Capital Outlay	(600) Other Objects	(700) Non-Capitalized Equipment	(800) Termination Benefits	(900) Total
237	Guidance Services	2120		51,673							51,673
238	Health Services	2130		189,820							189,820
239	Psychological Services	2140		32,472							32,472
240	Speech Pathology & Audiology Services	2150		74,407							74,407
241	Other Support Services - Pupils (Describe & Itemize)	2190		249,635							249,635
242	Total Support Services - Pupil	2100		707,130							707,130
243	Support Services - Instructional Staff	2200									
244	Improvement of Instruction Services	2210		105,596							105,596
245	Educational Media Services	2220		138,057							138,057
246	Assessment & Testing	2230		99,026							99,026
247	Total Support Services - Instructional Staff	2200		342,679							342,679
248	Support Services - General Administration	2300									
249	Board of Education Services	2310		1,129							1,129
250	Executive Administration Services	2320		31,898							31,898
251	Special Area Administrative Services	2330									0
252	Claims Paid from Self Insurance Fund	2361									0
253	Risk Management and Claims Services Payments	2365									0
254	Total Support Services - General Administration	2300		33,027							33,027
255	Support Services - School Administration	2400									
256	Office of the Principal Services	2410		807,824							807,824
257	Other Support Services - School Administration (Describe & Itemize)	2490									0
258	Total Support Services - School Administration	2400		807,824							807,824
259	Support Services - Business	2500									
260	Direction of Business Support Services	2510		21,575							21,575
261	Fiscal Services	2520		137,833							137,833
262	Facilities Acquisition & Construction Services	2530									0
263	Operation & Maintenance of Plant Service	2540		1,592,665							1,592,665
264	Pupil Transportation Services	2550		33,990							33,990
265	Food Services	2560									0
266	Internal Services	2570		56,894							56,894
267	Total Support Services - Business	2500		1,842,957							1,842,957
268	Support Services - Central	2600									
269	Direction of Central Support Services	2610									0
270	Planning, Research, Development & Evaluation Services	2620									0
271	Information Services	2630		85,893							85,893
272	Staff Services	2640		171,690							171,690
273	Data Processing Services	2660		418,959							418,959
274	Total Support Services - Central	2600		676,542							676,542
275	Other Support Services - Misc. (Describe & Itemize)	2900									0
276	Total Support Services	2000		4,410,159							4,410,159
277	COMMUNITY SERVICES (MR/SS)	3000		138,536							138,536
278	PAYMENTS TO OTHER DIST & GOVT UNITS (MR/SS)	4000									
279	Payments for Regular Programs	4110									0
280	Payments for Special Education Programs	4120									0
281	Payments for CTE Programs	4140									0
282	Total Payments to Other Dist & Govt Units	4000		0							0
283	DEBT SERVICE (MR/SS)	5000									
284	Debt Service - Interest on Short-Term Debt	5100									
285	Tax Anticipation Warrants	5110									0
286	Tax Anticipation Notes	5120									0
287	Corporate Personal Prop Repl Tax Anticipation Notes	5130									0
288	State Aid Anticipation Certificates	5140									0
289	Other Interest on Short-Term Debt (Describe & Itemize)	5150									0
290	Total Debt Service	5000						0			0
291	PROVISION FOR CONTINGENCIES (MR/SS)	6000									0
292	Total Direct Disbursements/Expenditures			7,399,000				0			7,399,000
293	Excess (Deficiency) of Receipts/Revenues Over Disbursements/Expenditures										(1,416,866)
294											
295	60 - CAPITAL PROJECTS (CP)										
296	SUPPORT SERVICES (CP)	2000									

1	A	B	C	D	E	F	G	H	I	J	K
2	Description: Enter Whole Numbers Only	Funct #	(100) Salaries	(200) Employee Benefits	(300) Purchased Services	(400) Supplies & Materials	(500) Capital Outlay	(600) Other Objects	(700) Non-Capitalized Equipment	(800) Termination Benefits	(900) Total
297	Support Services - Business										
298	Facilities Acquisition & Construction Services	2530			500,000		18,572,871				19,072,871
299	Other Support Services - Business <i>(Describe & Itemize)</i>	2900									0
300	Total Support Services	2000	0	0	500,000	0	18,572,871	0	0		19,072,871
301	PAYMENTS TO OTHER DIST & GOVT UNITS (CP)	4000									
302	Payments to Other Dist & Govt Units (In-State)	4100									
303	Payments to Regular Programs	4110									0
304	Payment for Special Education Programs	4120									0
305	Payment for CTE Programs	4140									0
306	Payments to Other Govt Units - Programs (In-State) <i>(Describe & Itemize)</i>	4190									0
307	Total Payments to Other Districts & Govt Units	4000			0			0			0
308	PROVISION FOR CONTINGENCIES (CP)	6000									0
309	Total Direct Disbursements/Expenditures		0	0	500,000	0	18,572,871	0	0		19,072,871
310	Excess (Deficiency) of Receipts/Revenues Over Disbursements/Expenditures										(11,974,356)
311											
312	70 WORKING CASH FUND (WC)										
313											
314	80 - TORT FUND (TF)										
315	INSTRUCTION (TF)	1000									
316	Regular Programs	1100									0
317	Tuition Payment to Charter Schools	1115									0
318	Pre-K Programs	1125									0
319	Special Education Programs (Functions 1200 - 1220)	1200									0
320	Special Education Programs Pre-K	1225									0
321	Remedial and Supplemental Programs K-12	1250									0
322	Remedial and Supplemental Programs Pre-K	1275									0
323	Adult/Continuing Education Programs	1300									0
324	CTE Programs	1400									0
325	Interscholastic Programs	1500									0
326	Summer School Programs	1600									0
327	Gifted Programs	1650									0
328	Driver's Education Programs	1700									0
329	Bilingual Programs	1800									0
330	Truant Alternative & Optional Programs	1900									0
331	Pre-K Programs - Private Tuition	1910									0
332	Regular K-12 Programs Private Tuition	1911									0
333	Special Education Programs K-12 Private Tuition	1912									0
334	Special Education Programs Pre-K Tuition	1913									0
335	Remedial/Supplemental Programs K-12 Private Tuition	1914									0
336	Remedial/Supplemental Programs Pre-K Private Tuition	1915									0
337	Adult/Continuing Education Programs Private Tuition	1916									0
338	CTE Programs Private Tuition	1917									0
339	Interscholastic Programs Private Tuition	1918									0
340	Summer School Programs Private Tuition	1919									0
341	Gifted Programs Private Tuition	1920									0
342	Bilingual Programs Private Tuition	1921									0
343	Truants Alternative/Opt Ed Programs Private Tuition	1922									0
344	Total Instruction¹⁴	1000	0	0	0	0	0	0	0	0	0
345	SUPPORT SERVICES (TF)	2000									
346	Support Services - Pupil	2100									
347	Attendance & Social Work Services	2110									0
348	Guidance Services	2120									0
349	Health Services	2130									0
350	Psychological Services	2140									0
351	Speech Pathology & Audiology Services	2150									0
352	Other Support Services - Pupils <i>(Describe & Itemize)</i>	2190									0
353	Total Support Services - Pupil	2100	0	0	0	0	0	0	0	0	0
354	Support Services - Instructional Staff	2200									
355	Improvement of Instruction Services	2210									0
356	Educational Media Services	2220									0

1	A	B	C	D	E	F	G	H	I	J	K
2	Description: Enter Whole Numbers Only	Funct #	(100) Salaries	(200) Employee Benefits	(300) Purchased Services	(400) Supplies & Materials	(500) Capital Outlay	(600) Other Objects	(700) Non-Capitalized Equipment	(800) Termination Benefits	(900) Total
357	Assessment & Testing	2230									0
358	Total Support Services - Instructional Staff	2200	0	0	0	0	0	0	0	0	0
359	Support Services - General Administration	2300									
360	Board of Education Services	2310									0
361	Executive Administration Services	2320									0
362	Special Area Administration Services	2330									0
363	Claims Paid from Self Insurance Fund	2361									0
364	Risk Management and Claims Services Payments	2365			2,414,000						2,414,000
365	Total Support Services - General Administration	2300	0	0	2,414,000	0	0	0	0	0	2,414,000
366	Support Services - School Administration	2400									
367	Office of the Principal Services	2410									0
368	Other Support Services - School Administration <i>(Describe & Itemize)</i>	2490									0
369	Total Support Services - School Administration	2400	0	0	0	0	0	0	0	0	0
370	Support Services - Business	2500									
371	Direction of Business Support Services	2510									0
372	Fiscal Services	2520									0
373	Facilities Acquisition & Construction Services	2530									0
374	Operation & Maintenance of Plant Services	2540									0
375	Pupil Transportation Services	2550									0
376	Food Services	2560									0
377	Internal Services	2570									0
378	Total Support Services - Business	2500	0	0	0	0	0	0	0	0	0
379	Support Services - Central	2600									
380	Direction of Central Support Services	2610									0
381	Planning, Research, Development & Evaluation Services	2620									0
382	Information Services	2630									0
383	Staff Services	2640									0
384	Data Processing Services	2660									0
385	Total Support Services - Central	2600	0	0	0	0	0	0	0	0	0
386	Other Support Services - Misc. <i>(Describe & Itemize)</i>	2900									0
387	Total Support Services	2000	0	0	2,414,000	0	0	0	0	0	2,414,000
388	COMMUNITY SERVICES (TF)	3000									0
389	PAYMENTS TO OTHER DIST & GOVT UNITS (TF)	4000									
390	Payments to Other Dist & Govt Units (In-State)	4100									
391	Payments for Regular Programs	4110									0
392	Payments for Special Education Programs	4120									0
393	Payments for Adult/Continuing Education Programs	4130									0
394	Payments for CTE Programs	4140									0
395	Payments for Community College Programs	4170									0
396	Other Payments to In-State Govt Units - Programs <i>(Describe & Itemize)</i>	4190									0
397	Total Payments to Other Dist & Govt Units (In-State)	4100			0			0			0
398	Payments for Regular Programs - Tuition	4210									0
399	Payments for Special Education Programs - Tuition	4220									0
400	Payments for Adult/Continuing Education Programs - Tuition	4230									0
401	Payments for CTE Programs - Tuition	4240									0
402	Payments for Community College Programs - Tuition	4270									0
403	Payments for Other Programs - Tuition	4280									0
404	Other Payments to In-State Govt Units - Tuition <i>(Describe & Itemize)</i>	4290									0
405	Total Payments to Other Dist & Govt Units - Tuition (In State)	4200						0			0
406	Payments for Regular Programs - Transfers	4310									0
407	Payments for Special Education Programs - Transfers	4320									0
408	Payments for Adult/Continuing Ed Programs - Transfers	4330									0
409	Payments for CTE Programs - Transfers	4340									0
410	Payments for Community College Program - Transfers	4370									0
411	Payments for Other Programs - Transfers	4380									0
412	Other Payments to In-State Govt Units - Transfers <i>(Describe & Itemize)</i>	4390									0
413	Total Payments to Other Dist & Govt Units-Transfers (In State)	4300			0			0			0
414	Payments to Other Dist & Govt Units (Out of State)	4400									0
415	Total Payments to Other Dist & Govt Units	4000			0			0			0
416	DEBT SERVICE (TF)	5000									

1	A	B	C	D	E	F	G	H	I	J	K
2	Description: Enter Whole Numbers Only	Funct #	(100) Salaries	(200) Employee Benefits	(300) Purchased Services	(400) Supplies & Materials	(500) Capital Outlay	(600) Other Objects	(700) Non-Capitalized Equipment	(800) Termination Benefits	(900) Total
417	Debt Service - Interest on Short-Term Debt										
418	Tax Anticipation Warrants	5110									0
419	Tax Anticipation Notes	5120									0
420	Corporate Personal Property Replacement Tax Anticipation Notes	5130									0
421	State Aid Anticipation Certificates	5140									0
422	Other Interest on Short-Term Debt <i>(Describe & Itemize)</i>	5150									0
423	Debt Service - Interest on Long-Term Debt	5200									0
424	Debt Service - Payments of Principal on Long-Term Debt ¹⁵ (Lease/Purchase Principal Retired) <i>(Describe & Itemize)</i>	5300									0
425	Debt Service - Other <i>(Describe & Itemize)</i>	5400									0
426	Total Debt Service	5000			0			0			0
427	PROVISION FOR CONTINGENCIES (TF)	6000									0
428	Total Direct Disbursements/Expenditures		0	0	2,414,000	0	0	0	0	0	2,414,000
429	Excess (Deficiency) of Receipts/Revenues Over Disbursements/Expenditures										364,024
430											
431	90 - FIRE PREVENTION & SAFETY FUND (FP&S)										
432	SUPPORT SERVICES (FP&S)	2000									
433	Support Services - Business	2500									
434	Facilities Acquisition & Construction Services	2530									0
435	Operation & Maintenance of Plant Service	2540									0
436	Total Support Services - Business	2500	0	0	0	0	0	0	0		0
437	Other Support Services - Misc. <i>(Describe & Itemize)</i>	2900									0
438	Total Support Services	2000	0	0	0	0	0	0	0		0
439	PAYMENTS TO OTHER DISTRICTS & GOVT UNITS (FP&S)	4000									
440	Payments to Regular Programs	4110									0
441	Payments to Special Education Programs	4120									0
442	Other Payments to In-State Govt Units - Programs <i>(Describe & Itemize)</i>	4190									0
443	Total Payments to Other Districts & Govt Units (FPS)	4000						0			0
444	DEBT SERVICE (FP&S)	5000									
445	Debt Service - Interest on Short-Term Debt	5100									
446	Tax Anticipation Warrants	5110									0
447	Other Interest on Short-Term Debt <i>(Describe & Itemize)</i>	5150									0
448	Total Debt Service - Interest on Short-Term Debt	5100						0			0
449	Debt Service - Interest on Long-Term Debt	5200									0
450	Debt Service - Payments of Principal on Long-Term Debt ¹⁵ (Lease/Purchase Principal Retired) <i>(Describe & Itemize)</i>	5300									0
451	Total Debt Service	5000						0			0
452	PROVISIONS FOR CONTINGENCIES (FP&S)	6000									0
453	Total Direct Disbursements/Expenditures		0	0	0	0	0	0	0		0
454	Excess (Deficiency) of Receipts/Revenues Over Disbursements/Expenditures										0

	B	C	D	E	F	G	H
1	If there is an amount in column C or column G, please describe the type of revenue or expenditure in column D or column H.						
2	Revenue Check: OK						
3	Expenditure Check: OK						
4	Revenues Acct. (EstRev tab)	Amount	Describe Revenue	Expenditures Fund-Function (EstExp tab)	Amount	Describe Expenditures	
5	1190			10-2190	\$ 5,047,134	Support Positions that are related to servicing students w/o a functi	
6	1290			10-2490			
7	1614			10-2900	\$ 83,705	Special Olympics Programming	
8	1690	\$ 46,000	Sale of Misc Food	10-4190	\$ 2,487	Payments to Other Governmental Units (registration fees)	
9	1790	\$ 214,999	Special Event Fees- Parking Permit Fees	10-4290			
10	1819	\$ 3,900	Misc Fees for Heartrate Monitors	10-4390			
11	1829			10-4400			
12	1890	\$ 88,700	Merchant Processing Fees	10-5150			
13	1993			20-2190			
14	1999	\$ 1,952,680	Other Misc Revenue, Revenue from sale of assets, field trip reve	20-2900			
15	2300			20-4190			
16	3099			20-4400			
17	3199			20-5150			
18	3299			30-4190			
19	3499			30-5150			
20	3599			30-5300	\$ 18,435,000	Bond Payment	
21	3999	\$ 2,736,252	School Library, Safe School and ALOP	30-5400	\$ 7,851,141	Debt Payment	
22	4009			40-2190			
23	4090			40-2900			
24	4199			40-4190			
25	4299			40-4400			
26	4399	\$ 78,420	Title I Improvement Grant	40-5150			
27	4499			40-5300			
28	4699			40-5400			
29	4799			50-2190	\$ 249,635	Support Positions that are related to servicing students w/o a functi	
30	4998	\$ 1,735,357	ESSER III and Dept of Rehab	50-2490			
31				50-2900			
32				50-5150			
33				60-2900			
34				60-4190			
35				80-2190			
36				80-2490			
37				80-2900			
38				80-4190			
39				80-4290			
40				80-4390			
41				80-4400			
42				80-5150			
43				80-5300			
44				80-5400			
45				90-2900			
46				90-4190			
47				90-5150			
48				90-5300			

DEFICIT BUDGET SUMMARY INFORMATION - Operating Funds Only (School Districts Only)

Description	EDUCATIONAL FUND (10)	OPERATIONS & MAINTENANCE FUND (20)	TRANSPORTATION FUND (40)	WORKING CASH FUND (70)	TOTAL
Direct Revenues	293,599,728	39,483,741	25,662,476	2,231,669	360,977,614
Direct Expenditures	293,551,170	25,007,212	25,111,729		343,670,111
Difference	48,558	14,476,529	550,747	2,231,669	17,307,503
Estimated Fund Balance - June 30, 2025	77,409,710	15,507,762	12,239,663	44,449,065	149,606,200

Balanced budget; no Deficit Reduction Plan is required.

A deficit reduction plan is required if the local board of education adopts (or amends) the 2024-2025 school district budget in which the "operating funds" listed above result in direct revenues (line 9, BudgetSum 2-4) being less than direct expenditures (line 19, BudgetSum 2-4) by an amount equal to or greater than one-third (1/3) of the ending fund balance (line 81, BudgetSum 2-4).

Note: The balance is determined using only the four funds listed above. That is, if the estimated ending fund balance is less than three times the deficit spending, the district must adopt and file with ISBE a deficit reduction plan to balance the shortfall within three years.

Per School Code (105 ILCS 5/17-1) - If the Deficit AFR Summary Information tab from the 2023-2024 Annual Financial Report (AFR) reflects a deficit as defined above, then the school district shall adopt and submit a deficit reduction plan (found here on page 23-27) to ISBE within 30 days after acceptance of the AFR.

The deficit reduction plan, if required, is developed using ISBE guidelines and format.

	A	B	C	D	E	F	G	
1	*School Districts Only		DEFICIT REDUCTION PLAN ESTIMATED BUDGET FY2024-2025					
2								
3	31045300026							
4	<i>District Number</i>							
5	CUSD 300							
6	<i>District Name</i>		Educational Fund	Operations & Maintenance Fund	Transportation Fund	Working Cash Fund	Total	
7	ESTIMATED BEGINNING FUND BALANCE (must equal prior Ending Fund Balance)		77,361,152	15,525,013	11,688,916	42,217,396	146,792,477	
8	RECEIPTS/REVENUES		Acct #					
9	LOCAL SOURCES		1000	179,305,608	39,483,741	13,944,943	2,231,669	234,965,961
10	FLOW-THROUGH RECEIPTS/REVENUES FROM ONE DISTRICT TO ANOTHER DISTRICT		2000	0	0	0		0
11	STATE SOURCES		3000	89,687,970	0	11,717,533	0	101,405,503
12	FEDERAL SOURCES		4000	24,606,150	0	0	0	24,606,150
13	Total Receipts/Revenues			293,599,728	39,483,741	25,662,476	2,231,669	360,977,614
14	DISBURSEMENTS/EXPENDITURES		Funct #					
15	INSTRUCTION		1000	192,127,326				192,127,326
16	SUPPORT SERVICES		2000	93,796,702	25,007,212	25,111,729		143,915,643
17	COMMUNITY SERVICES		3000	2,736,767	0	0		2,736,767
18	PAYMENTS TO OTHER DISTRICTS & GOVT. UNITS		4000	4,890,375	0	0		4,890,375
19	DEBT SERVICES		5000	0	0	0		0
20	PROVISION FOR CONTINGENCIES		6000	0	0	0		0
21	Total Disbursements/Expenditures			293,551,170	25,007,212	25,111,729		343,670,111
22	Excess of Receipts/Revenue Over/(Under) Disbursements/Expenditures			48,558	14,476,529	550,747	2,231,669	17,307,503
23	OTHER SOURCES/USES OF FUNDS							
24	OTHER SOURCES OF FUNDS (7000)			0	0	0	0	0
25	OTHER USES OF FUNDS (8000)			0	14,493,780	0	0	14,493,780
26	TOTAL OTHER SOURCES/USES OF FUNDS			0	(14,493,780)	0	0	(14,493,780)
27	ESTIMATED ENDING FUND BALANCE			77,409,710	15,507,762	12,239,663	44,449,065	149,606,200

	A	B	H	I	J	K	L
1	*School Districts Only		ESTIMATED BUDGET FY2025-2026				
2							
3	31045300026						
4	<i>District Number</i>						
5	CUSD 300						
6	<i>District Name</i>		Educational Fund	Operations & Maintenance Fund	Transportation Fund	Working Cash Fund	Total
7	ESTIMATED BEGINNING FUND BALANCE <i>(must equal prior Ending Fund Balance)</i>		77,409,710	15,507,762	12,239,663	44,449,065	149,606,200
8	RECEIPTS/REVENUES	Acct #					
9	LOCAL SOURCES	1000					0
10	FLOW-THROUGH RECEIPTS/REVENUES FROM ONE DISTRICT TO ANOTHER DISTRICT	2000					0
11	STATE SOURCES	3000					0
12	FEDERAL SOURCES	4000					0
13	Total Receipts/Revenues		0	0	0	0	0
14	DISBURSEMENTS/EXPENDITURES	Funct #					
15	INSTRUCTION	1000					0
16	SUPPORT SERVICES	2000					0
17	COMMUNITY SERVICES	3000					0
18	PAYMENTS TO OTHER DISTRICTS & GOVT. UNITS	4000					0
19	DEBT SERVICES	5000					0
20	PROVISION FOR CONTINGENCIES	6000					0
21	Total Disbursements/Expenditures		0	0	0		0
22	Excess of Receipts/Revenue Over/(Under) Disbursements/Expenditures		0	0	0	0	0
23	OTHER SOURCES/USES OF FUNDS						
24	OTHER SOURCES OF FUNDS (7000)						0
25	OTHER USES OF FUNDS (8000)						0
26	TOTAL OTHER SOURCES/USES OF FUNDS		0	0	0	0	0
27	ESTIMATED ENDING FUND BALANCE		77,409,710	15,507,762	12,239,663	44,449,065	149,606,200

	A	B	M	N	O	P	Q
1	*School Districts Only		ESTIMATED BUDGET FY2026-2027				
2							
3	31045300026						
4	<i>District Number</i>						
5	CUSD 300						
6	<i>District Name</i>		Educational Fund	Operations & Maintenance Fund	Transportation Fund	Working Cash Fund	Total
7	ESTIMATED BEGINNING FUND BALANCE <i>(must equal prior Ending Fund Balance)</i>		77,409,710	15,507,762	12,239,663	44,449,065	149,606,200
8	RECEIPTS/REVENUES		Acct #				
9	LOCAL SOURCES		1000				0
10	FLOW-THROUGH RECEIPTS/REVENUES FROM ONE DISTRICT TO ANOTHER DISTRICT		2000				0
11	STATE SOURCES		3000				0
12	FEDERAL SOURCES		4000				0
13	Total Receipts/Revenues		0	0	0	0	0
14	DISBURSEMENTS/EXPENDITURES		Funct #				
15	INSTRUCTION		1000				0
16	SUPPORT SERVICES		2000				0
17	COMMUNITY SERVICES		3000				0
18	PAYMENTS TO OTHER DISTRICTS & GOVT. UNITS		4000				0
19	DEBT SERVICES		5000				0
20	PROVISION FOR CONTINGENCIES		6000				0
21	Total Disbursements/Expenditures		0	0	0		0
22	Excess of Receipts/Revenue Over/(Under) Disbursements/Expenditures		0	0	0	0	0
23	OTHER SOURCES/USES OF FUNDS						
24	OTHER SOURCES OF FUNDS (7000)						0
25	OTHER USES OF FUNDS (8000)						0
26	TOTAL OTHER SOURCES/USES OF FUNDS		0	0	0	0	0
27	ESTIMATED ENDING FUND BALANCE		77,409,710	15,507,762	12,239,663	44,449,065	149,606,200

	A	B	R	S	T	U	V
1	*School Districts Only		ESTIMATED BUDGET FY2027-2028				
2							
3	31045300026						
4	<i>District Number</i>						
5	CUSD 300						
6	<i>District Name</i>		Educational Fund	Operations & Maintenance Fund	Transportation Fund	Working Cash Fund	Total
7	ESTIMATED BEGINNING FUND BALANCE <i>(must equal prior Ending Fund Balance)</i>		77,409,710	15,507,762	12,239,663	44,449,065	149,606,200
8	RECEIPTS/REVENUES	Acct #					
9	LOCAL SOURCES	1000					0
10	FLOW-THROUGH RECEIPTS/REVENUES FROM ONE DISTRICT TO ANOTHER DISTRICT	2000					0
11	STATE SOURCES	3000					0
12	FEDERAL SOURCES	4000					0
13	Total Receipts/Revenues		0	0	0	0	0
14	DISBURSEMENTS/EXPENDITURES	Funct #					
15	INSTRUCTION	1000					0
16	SUPPORT SERVICES	2000					0
17	COMMUNITY SERVICES	3000					0
18	PAYMENTS TO OTHER DISTRICTS & GOVT. UNITS	4000					0
19	DEBT SERVICES	5000					0
20	PROVISION FOR CONTINGENCIES	6000					0
21	Total Disbursements/Expenditures		0	0	0		0
22	Excess of Receipts/Revenue Over/(Under) Disbursements/Expenditures		0	0	0	0	0
23	OTHER SOURCES/USES OF FUNDS						
24	OTHER SOURCES OF FUNDS (7000)						0
25	OTHER USES OF FUNDS (8000)						0
26	TOTAL OTHER SOURCES/USES OF FUNDS		0	0	0	0	0
27	ESTIMATED ENDING FUND BALANCE		77,409,710	15,507,762	12,239,663	44,449,065	149,606,200

	A	B	W	X	Y	Z
1	*School Districts Only		SUMMARY BUDGET ADDENDUM - DEFICIT REDUCTION PLAN ESTIMATED BUDGET Date of Adoption: <input type="text"/> <i>(Enter as MM/DD/YY)</i>			
2						
3	31045300026					
4	<i>District Number</i>					
5	CUSD 300					
6	<i>District Name</i>		FY2024-2025	FY2025-2026	FY2026-2027	FY2027-2028
7	ESTIMATED BEGINNING FUND BALANCE <i>(must equal prior Ending Fund Balance)</i>		146,792,477	149,606,200	149,606,200	149,606,200
8	RECEIPTS/REVENUES	Acct #				
9	LOCAL SOURCES	1000	234,965,961	0	0	0
10	FLOW-THROUGH RECEIPTS/REVENUES FROM ONE DISTRICT TO ANOTHER DISTRICT	2000	0	0	0	0
11	STATE SOURCES	3000	101,405,503	0	0	0
12	FEDERAL SOURCES	4000	24,606,150	0	0	0
13	Total Receipts/Revenues		360,977,614	0	0	0
14	DISBURSEMENTS/EXPENDITURES	Func #				
15	INSTRUCTION	1000	192,127,326	0	0	0
16	SUPPORT SERVICES	2000	143,915,643	0	0	0
17	COMMUNITY SERVICES	3000	2,736,767	0	0	0
18	PAYMENTS TO OTHER DISTRICTS & GOVT. UNITS	4000	4,890,375	0	0	0
19	DEBT SERVICES	5000	0	0	0	0
20	PROVISION FOR CONTINGENCIES	6000	0	0	0	0
21	Total Disbursements/Expenditures		343,670,111	0	0	0
22	Excess of Receipts/Revenue Over/(Under) Disbursements/Expenditures		17,307,503	0	0	0
23	OTHER SOURCES/USES OF FUNDS					
24	OTHER SOURCES OF FUNDS (7000)		0	0	0	0
25	OTHER USES OF FUNDS (8000)		14,493,780	0	0	0
26	TOTAL OTHER SOURCES/USES OF FUNDS		(14,493,780)	0	0	0
27	ESTIMATED ENDING FUND BALANCE		149,606,200	149,606,200	149,606,200	149,606,200

Deficit Reduction Plan-Background/Assumptions (School Districts Only)
Fiscal Year 2024-2025
through Fiscal Year 2027-2028

CUSD 300 31045300026

Please complete the following schedule and include a brief description to identify any areas of the budget that will be impacted from one year to the next. If the deficit reduction plan relies upon new local revenues, identify contingencies for further budget reductions which will be enacted in the event those new revenues are not available.

1. Background and Narrative of Budget Reductions:

2. Assumptions Used in the Deficit Reduction Plan:

- EBF and Estimated New Tier Funding:

- Equal Assessed Valuation and Tax Rates:

- Employee Salaries and Benefits:

Deficit Reduction Plan-Background/Assumptions (School Districts Only)
Fiscal Year 2024-2025
through Fiscal Year 2027-2028

- Short- and Long-Term Borrowing:

- Educational Impact:

- Other Assumptions:

- Has the district considered shared services or outsourcing (Ex: Transportation, Insurance)? If yes, please explain:

Evidence-Based Funding: Fiscal Year 2025 Spending Plan

COMM UNIT SCH DIST 300

Part I: Achieving Student Growth and Making Progress Toward State Education Goals

The questions below allow you to indicate the strategic priorities and strategies that will drive your efforts to achieve student growth and make progress toward state education goals. These may involve investing in any combination of an Organizational Unit's core resources: time, money, people, and programs.

Collaboration Opportunity - Organizational Units may find that Part I is most easily and effectively completed if led by program leaders in consultation with finance leaders.

1) What are the Organizational Unit's strategic goals for student success for the 2024-25 school year? What measures will be used to evaluate progress? (No more than 2000 characters, including spaces.)

Under the CUSD 300 strategic plan for the school year 2024-2025 our goals are as follows: 1.) Address chronic absenteeism, student behavior, student belonging, MTSS Systems and Safety. 2. Focus on improvements in Reading, Mathematics and College and Career Readiness. 3. Increase diversity in our staff, increase on staff morale and improve wellness and provide a Professional Development Needs Assessment. 4. Focus on two-way communication, parent awareness, and engagement of all stakeholders. 5. Continued development of the Master Facility Plan. Milestones are associated with each area of focus that will evaluate progress and a schedule for monitoring reports with the Board.

	Top Strategy 1	Top Strategy 2	Top Strategy 3
2) Select the top three strategies that the Organizational Unit will employ to achieve student growth and make progress toward state education goals. (Select three different responses from the dropdown list.)	Improve programs, curriculum, and/or learning tools	Maintain or increase equitable resource allocation for students so that more dollars benefit students in greater need	Provide interventions and services to reduce truancy or dropout rates
If "Other" was selected in question 2, please describe. (No more than 1000 characters, including spaces.)			

Part II: Planned Use of Evidence-Based Funding

The questions below provide an opportunity to document the stakeholders with whom you consulted and the data you analyzed as you determined your strategic allocations of FY 2025 EBF dollars. Key statistics related to EBF distributions are provided for your reference. Form 50-36/50-39 is typically released before current-year appropriations are known. Therefore, the figures provided are for the prior fiscal year.

Collaboration Opportunity - Organizational Units may find that questions in this section are most easily and effectively completed if led by finance leaders in consultation with program leaders.

Evidence-Based Funding Organizational Unit Results (FY 2024)	Final Resources / Adequacy Target = Percent of Adequacy	Average Student Enrollment	19,900.45	Adequacy Target	\$311,379,554
		Final Resources	\$227,641,702	Percent of Adequacy	73%
	Base Funding Minimum + Tier Funding = Gross State Contribution	Tier Assignment	1	Gross State Contribution	\$73,723,688
	Within FY 2024 Gross State Contribution, Resources Attributable to Specific Populations	FY24 Base Funding Minimum	\$67,402,295	FY 2024 Tier Funding	\$6,321,394
		Low-Income Students	\$8,521,368		
		English Learners (ELs)	\$2,559,410		
		Special Education	\$8,191,836		
1) FY 2025 Tier Funding Allocation*: Enter the dollar amount of Tier Funding (e.g., NEW MONEY only) allocated to the Organizational Unit for FY 2025. Select whether the amount is estimated or actual funding.	FY 2025 Tier Funding	\$6,401,926	Funding Type (Select)	Actual	*Note: Tier Funding allocations are published annually at https://www.isbe.net/Pages/ebfdistribution.aspx . Amounts are available in early August. Districts must use actual funding amounts if they are available before submitting the budget to ISBE.

		Data Source 1	Data Source 2	Data Source 3			
2)	Select the top three sources of data used to inform the Organizational Unit's planned allocation of EBF dollars. (Select three different responses.)	Student growth and achievement data, disaggregated by student groups	Student discipline and behavior data	Attendance data (e.g., chronic absenteeism, graduation or dropout rates)			
3)	Indicate with which groups the Organizational Unit engaged to inform its intended allocation of EBF dollars. (Select any that apply; otherwise leave blank.)	Bilingual Program Director(s)	Yes	Principals	Yes	Bilingual Parent Advisory Committee	Yes
		Special Ed. Program Director(s)	Yes	School Improvement Teams	Yes	Other Parent Group(s)	Yes
		Other Program Leaders	Yes	Teacher or Support Staff Unions		Community Focus Group(s)	
		School Board Members	Yes	Other School Staff		Other	
	[Optional] Provide a brief description of the Organizational Unit's process for consulting with internal and external stakeholders in determining the allocation of EBF dollars. (No more than 1000 characters, including spaces.)						
		Priority Investment 1	Priority Investment 2	Priority Investment 3			
4)	Given the data analyzed, the stakeholders consulted, and the priorities identified in Part I, indicate the top three priority investments the Organizational Unit will make with its FY 2025 Base Funding Minimum (e.g., excluding Tier Funding). Choose "Other" if investments do not match the provided list. (Select three different responses. "Other" may be selected more than once if needed.)	Core Teachers	Core Intervention Teacher	EL Core Teacher			
	If "Other" was selected in question 4, please describe. (No more than 1000 characters, including spaces.)						

Cost Factor Table

The table below presents the regionally adjusted amount embedded in the Organizational Unit's FY 2024 Adequacy Target for each of the 34 cost factors in the Evidence-Based Funding model (Column F). Column G is required for all Organizational Units that receive at least \$5,000 in Tier Funding, while column H is optional. Organizational Units may choose to provide additional narrative context in Columns I-M to elaborate on the figures included in the table. ISBE has produced guidance for populating the cost factor table. The guidance includes a definition for each cost factor, along with suggestions for using Employee Information System position codes and common expenditure accounts to support a determination of expenditures. This guidance is available at <https://www.isbe.net/ebfspendingplan>.

Column G: If the Organizational Unit will receive at least \$5,000 in FY 2025 Tier Funding (as entered in Q2.1/cell G31), column G is required. Please indicate the Organizational Unit's planned expenditures in FY 2025 from Tier Funds only. Organizational Units are not expected to place a value in each cell. Rather, the table allows for the communication of priority investments with new state resources for the current fiscal year. During years in which there is no new Tier Funding, column G will not be required. During years in which Tier Funding is available, the amount of new Tier Funding entered in Q2.1/cell G31 above must equal the sum in cell G90 below. If some or all Tier Funding is invested outside of the cost factors, enter a dollar amount in cell G89 and provide additional context in the space for a narrative beginning in row 93.

Column H: Optionally, Organizational Units may populate column H with total planned expenditures in FY 2025 for each cost factor from all revenue sources (e.g., not just from EBF). By comparing the figures in column F to the figures entered in column H, the Organizational Unit may engage local stakeholders in productive dialogue about resource allocation decisions.

Cost Factors	Amount in FY 2024 Adjusted Adequacy Target	Budgeted FY 2025 Investments with New Tier Funding [Required]	Budgeted FY 2025 Expenditures (All Resources) [Optional]	Optional District Narratives
Core Investments	Core Teachers	\$71,721,551		Enter optional context for core investment decisions.
	Specialist Teachers	\$17,535,081		
	Instructional Facilitator	\$7,695,718		
	Core Intervention Teacher	\$3,114,371		
	Substitute Teachers	\$2,623,313		
	Guidance Counselor	\$5,380,131		
	Nurse	\$1,714,647		
	Supervisory Aide	\$2,890,937		
	Librarian	\$3,457,733		
	Librarian Aide	\$2,083,083		
	Principal	\$5,129,655		
	Assistant Principal	\$4,416,644	\$245,000	
	School Site Staff	\$3,468,988		
	Subtotal	\$131,231,851	\$245,000	

Per Student Investments	Gifted	\$1,779,971		<i>Enter optional context for per student investment decisions.</i>	
	Professional Development	\$2,487,556	\$1,750,000		
	Instructional Materials	\$6,467,646	\$1,200,000		
	Assessments	\$676,615			
	Computer & Tech Equipment	\$11,363,157	\$2,531,926		
	Student Activities	\$7,814,612			
	Maintenance & Operations	\$27,084,512			
	Central Office	\$18,646,722			
	Employee Benefits	\$55,553,623			
	Subtotal*	\$132,963,437	\$5,481,926		
Additional Investments	Low-Income Intervention Teacher	\$4,301,944		<i>Enter optional context for additional investment decisions.</i>	
	Low-Income Pupil Support Staff	\$4,301,944			
	Low-Income Extended Day Teacher	\$4,481,063			
	Low-Income Summer School Teacher	\$4,481,063			
	EL Intervention Teacher	\$2,351,027			
	EL Pupil Support Staff	\$2,351,027			
	EL Extended Day Teacher	\$2,449,503			
	EL Summer School Teacher	\$2,449,503			
	EL Core Teacher	\$2,939,559			
	Sp Ed Teacher	\$10,943,284			
	Sp Ed Instructional Assistant	\$4,432,832	\$675,000		
	Sp Ed Psychologist	\$1,701,517			
	Subtotal	\$47,184,266	\$675,000		
Other Investments					
Total**	\$311,379,554	\$6,401,926			
				Tier Funding Check (Cell G90)	Complete, G90=G31
<p>*The subtotal for Per Student Investments is a calculated figure that adjusts salary portions of Central Office and Maintenance & Operations to account for regional salary differences. As a result, the sum of each individual cost factor will not equal the subtotal.</p> <p>**The total is the Final Adequacy Target (adjusted for Regionalization Factor) calculated in the Full FY 2024 EBF Calculation file. Due to differences in rounding, this figure may vary slightly from the sum of the subtotals in this table.</p>					
<p>If some or all Tier Funding was invested outside of the cost factors, please describe. (No more than 1000 characters, including spaces.)</p>					
Part III: Support for Special Student Groups					
<p>EBF statute sets aside specific allocations to be spent for special education, English learners, and low-income students. Per statute these designated funds must be spent on programs and services benefiting these specific student groups. Funds for English learners and low-income students must be spent in addition to, and not in lieu of, funding that supports general programs of instruction for all students. Funds attributable to special education must be used for the provision of special education facilities and services as outlined in ILCS 14-1.08. Current-year EBF amounts attributable to each of the special student groups must be reported in cells G100-G102 below. If the Organizational Unit received at least \$5,000 for any of the student groups, a response to the questions below is required. For amounts less than \$5,000, a response is optional. All other EBF funds may be spent in any manner deemed appropriate by the school district.</p>					
<i>Collaboration Opportunity - Organizational Units may find that questions in this section are most easily and effectively completed through collaboration between program leaders affiliated with each student group and finance leaders.</i>					
1)	FY 2025 Student Population Allocations*: Enter the dollar amount of resources attributable to Specific Populations within the FY25 Gross State Contribution. Enter "0" if no funds are allocated for a student group. Select whether amounts are estimated or actual.	Low-Income Students	Enter Amounts \$9,153,238	Select type Actual	*Note: Allocations for each of the three student groups are published annually at isbe.net/ebfdist under "Reports." Amounts are typically available by September 1. Districts must use actual funding amounts if they are available before submitting the budget to ISBE.
		English Learners	\$2,933,283	Actual	
		Special Education	\$8,645,733	Actual	

2)	Organizational Unit investment of EBF dollars for low-income students: Select the investments that apply. (Optionally, dollar amounts for each investment may be entered.) Response Required	Low-Income Intervention Teacher	Yes	Low-Income Extended Day Teacher		Other Investments	
		[Optional - Enter \$]		[Optional - Enter \$]		[Optional - Enter \$]	
		Low-Income Pupil Support Staff	Yes	Low-Income Summer School Teacher			
		[Optional - Enter \$]		[Optional - Enter \$]			
Additional context for the Organizational Unit's planned use of dollars attributable to low-income students in FY 2025. (Required if "Other Investments" selected above. No more than 500 characters, including spaces.)							

3)	Organizational Unit investment of EBF dollars for English learners: Select the investments that apply. (Optionally, dollar amounts for each investment may be entered.) Response Required	English Learner Intervention Teacher	Yes	English Learner Extended Day Teacher		English Learner Core Teacher	
		[Optional - Enter \$]		[Optional - Enter \$]		[Optional - Enter \$]	
		English Learner Pupil Support Staff	Yes	English Learner Summer School Teacher		Other Investments	
		[Optional - Enter \$]		[Optional - Enter \$]		[Optional - Enter \$]	
Additional context for the Organizational Unit's planned use of dollars attributable to English learners in FY 2025. (Required if "Other Investments" selected above. No more than 500 characters, including spaces.)							

4)	Organizational Units investment of EBF dollars for Special Education: Select the investments that apply. (Optionally, dollar amounts for each investment may be entered.) Response Required	Special Education Teacher	Yes	Special Education Psychologist			
		[Optional - Enter \$]		[Optional - Enter \$]			
		Special Education Instructional Assistant	Yes	Other Investments			
		[Optional - Enter \$]		[Optional - Enter \$]			
Additional context for the Organizational Unit's planned use of dollars attributable to Special Education students in FY 2025. (Required if "Other Investments" selected above. No more than 500 characters, including spaces.)							

Plan Assurances

Please complete the assurances below related to Article 14C of the Illinois School Code, which stipulates allowable expenditures for English learners. Organizational Units should maintain supporting documentation (e.g., sign-in sheets, meeting agendas) to affirm the veracity of the below assurances. Note that a separate collection of the Bilingual Service Plan takes place before each school year and must be separately reviewed by the Bilingual Parent Advisory Committee (BPAC). Responses in this plan should be aligned with information contained in the Bilingual Service Plan. Responses in this section are only required if an Organizational Unit receives any amount of EBF dollars attributable to English learners.

Collaboration Opportunity - Organizational Units may find that the plan assurances are most easily and effectively completed if led by program leaders.

1). "I hereby affirm that at least 60% of the school district's state funds attributable to English learners will be used for instructional costs of programs and services for English learners (function 1000), in accordance with Article 14C of the Illinois School Code. The remaining balance of state funds attributable to English learners will also be used to serve English learners."

Required Yes

2). "My school district has at least one attendance center with 20 or more English learners (including parental refusals) who speak the same home language other than English in grades K-12. Alternatively and/or additionally, my school district has at least one attendance center with 20 or more English learners (including parent refusals) who speak the same home language other than English in pre-K."

Required Yes

3). "I hereby affirm that the school district's BPAC will review this EBF Spending Plan by or before October 31, 2024."

Required Yes

4). Enter the anticipated date on which the BPAC review will take place and the name of the BPAC chair for SY 2024-25.

Required

BPAC Meeting (MM/DD/YYYY)	9/18/2024
Name of Chair	Xenia Delgado

Spending Plan Completion Tracker		
Use the information below to confirm completion of all required questions. Note that the "status" column adjusts to responses, so the tracker is most helpful to consult after you have completed the spending plan.		
Question	Status	Acceptance Criteria
Part 1, Q1	Complete	Character length of response must be >10 and <=2000, including spaces.
Part 1, Q2	Complete	A <u>different</u> response must be selected in G11, I11, and L11; cells cannot be blank.
Part 1, Q2 (Narrative)	Complete	Response required only if "Other" selected in G11, I11, or L11; character length of response must be >10 and <=1000, including spaces.
Part 2, Q1	Complete	A numeric value must be entered in cell G31 (estimated or actual Tier Funding, or 0 if appropriations did not include Tier Funding). A type must be selected in cell H31.
Part 2, Q2	Complete	A <u>different</u> response must be selected in G35, I35, and L35; cells cannot be blank.
Part 2, Q3	Complete	At least one response must be selected.
Part 2, Q4	Complete	Cells G43, I43, and L43 cannot be blank. "Other" may be selected more than once, but other responses may not be repeated.
Part 2, Q4 (Narrative)	Complete	Response required only if "Other" selected in G43, I43, or L43; character length of response must be >10 and <=1000, including spaces.
Part 2, Q5 (Cell G90)	Complete	Cell G90 must be equal to the value in cell G31.
Part 2, Q5 (Narrative)	Complete	Response required only if a value was entered in cell G89; character length of response must be >10 and <=1000, including spaces.
Part 3, Q1 Low-Income Funds	Complete	A numeric value must be entered. A type must be selected in cell H100.
Part 3, Q1 English Learner Funds	Complete	A numeric value must be entered, which may be "0" if the organizational unit received no funding for the specified student group. A type must be selected in cell H101.
Part 3, Q1 Spec. Ed. Funds	Complete	A numeric value must be entered. A type must be selected in cell H102.
Part 3, Q2	Complete	At least one response must be selected.
Part 3, Q2 (Narrative)	Complete	Response required only if "Other Investments" was selected in the previous question; character length of response must be >10 and <=500, including spaces.
Part 3, Q3	Complete	At least one response must be selected.
Part 3, Q3 (Narrative)	Complete	Response required only if "Other Investments" was selected in the previous question; character length of response must be >10 and <=500, including spaces.
Part 3, Q4	Complete	At least one response must be selected.
Part 3, Q4 (Narrative)	Complete	Response required only if "Other Investments" was selected in the previous question; character length of response must be >10 and <=500, including spaces.
Assurances 1	Complete	Response required if the value entered in cell G101>0.
Assurances 2	Complete	Response required if the value entered in cell G101>0.
Assurances 3	Complete	Response required if "Yes" selected in cell E133.
Assurances 4 (Meeting Date)	Complete	Response required if "Yes" selected in cell E133; enter date in MM/DD/YYYY format.
Assurances 4 (Name of Chair)	Complete	Response required if "Yes" selected in cell E133.

ESTIMATED LIMITATION OF ADMINISTRATIVE COSTS (School Districts Only)

(For Local Use Only)

This is an estimated Limitation of Administrative Costs Worksheet only and will not be accepted for Official Submission of the Limitation of Administrative Costs Worksheet.

The worksheet is intended for use during the budgeting process to estimate the district's percent increase of FY2025 budgeted expenditures over actual FY2024 expenditures. Budget information is copied to this page. Insert the prior year estimated actual expenditures to compute the estimated percentage increase (decrease).

The official Limitation of Administrative Costs Worksheet is attached to the end of the Annual Financial Report (ISBE Form 50-35) and may be submitted in conjunction with that report.

An official Limitation of Administrative Costs Worksheet can also be found on the ISBE website at: [Limitation of Administrative Costs](#)

ESTIMATED LIMITATION OF ADMINISTRATIVE COSTS WORKSHEET

(Section 17-1.5 of the School Code)

School District Name: **CUSD 300**
 RCDT Number: **31045300026**

	Description	Funct. No.	Estimated Actual Expenditures, Fiscal Year 2024				Budgeted Expenditures, Fiscal Year 2025			
			(10)	(20)	(80)	Total	(10)	(20)	(80)	Total
			Educational Fund	Operations & Maintenance Fund	Tort Fund	Total	Educational Fund	Operations & Maintenance Fund	Tort Fund	Total
1.	Executive Administration Services	2320	1,292,681		0	1,292,681	1,334,440		0	1,334,440
2.	Special Area Administration Services	2330	0		0	0	49,799		0	49,799
3.	Other Support Services - School Administration	2490	0		0	0	0		0	0
4.	Direction of Business Support Services	2510	441,351	0	0	441,351	612,854	0	0	612,854
5.	Internal Services	2570	530,688		0	530,688	461,268		0	461,268
6.	Direction of Central Support Services	2610	0		0	0	0		0	0
7.	Deduct - Early Retirement or other pension obligations required by state law and included above.					0				0
8.	Totals		2,264,720	0	0	2,264,720	2,458,361	0	0	2,458,361
9.	Estimated Percent Increase (Decrease) for FY2025 (Budgeted) over (Actual) FY 2024									9%

Reference Description

- 1 Each fund balance should correspond to the fund balance reflected on the books as of June 30th - Balance Sheet Accounts #/20 and #/30 (audit figures, if available).
- 2 Accounting and Financial Reporting for Certain Grants and Other Financial Assistance. The "On-Behalf" Payments should only be reflected on this page (Budget Summary, Lines 10 and 20).
- 3 Requires the secretary of the school board to notify the county clerk (within 30 days of the transfer approval) to abate an equal amount of taxes to be next extended. See Sec. 10-22.14 & 17-2.11.
- 3a Requires notification to the county clerk to abate an equal amount from taxes next extended. See section 10-22.14
- 4 Principal on Bonds Sold:
 - (1) Funding Bonds are to be entered in the fund or funds in which the liability occurs.
 - (2) Refunding Bonds can be entered in the Debt Services Fund only.
 - (3) Building Bonds can be entered in the Capital Projects Fund only.
 - (4) Fire Prevention and Safety Bonds can be entered in the Fire Prevention & Safety Fund only.
- 5 The proceeds from the sale of school sites, buildings, or other real estate shall be used first to pay the principal and interest on any outstanding bonds on the property being sold, and after all such bonds have been retired, the remaining proceeds from the sale next shall be used by the school board to meet any urgent district needs as determined under Sections 2-3.12 and 17-2.11 of the School Code. Once these issues have been addressed, any remaining proceeds may be used for any other authorized purpose and for deposit into any district fund.
- 6 The School Code, Section 10-22.44 prohibits the transfer of interest earned on the investment of "any funds for purposes of Illinois Municipal Retirement under the Pension Code." This prohibition does not include funds for Social Security and Medicare-only purposes. For additional requirements on interest earnings, see 23 Illinois Administrative Code, Part 100, Section 100.50.
- 7 Cash plus investments must be greater than or equal to zero.
- 8 For cash basis budgets, this total will equal the Budget Summary - Total Direct Receipts/Revenues (Line 9) plus Total Other Sources of Funds (Line 46).
- 9 For cash basis budgets, this total will equal the Budget Summary - Total Direct Disbursements/Expenditures (Line 19) plus Total Other Uses of Funds (Line 79).
- 10 Working Cash Fund loans may be made to any district fund for which taxes are levied (Section 20-5 of the School Code).
- 11 Include revenue accounts 1110 through 1115, 1117,1118 & 1120.
- 12 The School Code Section 17-2.2c. Tax for leasing educational facilities or computer technology or both, and for temporary relocation expense purposes.
- 13 Corporate personal property replacement tax revenue must be first applied to the Municipal Retirement/Social Security Fund to replace tax revenue lost due to the abolition of the corporate personal property tax (30 ILCS 115/12). This provision does not apply to taxes levied for Medicare-Only purposes.
- 14 Only tuition payments made to private facilities. See Functions 4200 or 4400 for estimated public facility disbursements/expenditures.
- 15 Payment towards the retirement of lease/purchase agreements or bonded/other indebtedness (principal only) otherwise reported within the fund - e.g.: alternate revenue bonds. (Describe & Itemize)
- 16 Only abolishment of Working Cash Fund must transfer its funds directly to the Educational Fund upon adoption of a resolution and at the close of the current school Year (see 105 ILCS 5/20-8 for further explanation)
 Only abatement of working cash fund can transfer its funds to any fund in most need of money
 (see 105 ILCS 5/20-10 for further explanation)

CHECK FOR ERRORS

This worksheet checks various cells to assure that selected items are in balance.

Please fix errors below before submitting to ISBE.

Budget Item References	Message
1. Deficit Reduction Plan (DefReductPlan 23-27 tab)	
Is Deficit Reduction Plan Required? (Joint Agreements do not complete Deficit Reduction Plan.)	Deficit Reduction Plan is not required
If required, is Deficit Reduction Plan completed? (DefReductPlan 23-27 tab)	
2. Cover Page (Cover tab)	
District Name must be selected from drop-down. (Cell H13)	OK
Accounting Basis must be selected on Cover sheet.	OK
Dates (Day, Month, Year) must be input on Cover sheet.	OK
Board Names must be typed on Cover sheet.	ERROR - TYPE BOARD NAMES
3. Budget Summary: Other Sources (BudgetSum 2-4 tab - Acct 7000) must equal Other Uses (BudgetSum 2-4 tab - Acct 8000).	
Estimated Beginning Fund Balance July, 1 2024 for all Funds (Cells C3 - K3) (Line must have a number or zero. Do not leave blank.)	OK
Estimated Activity Fund Beginning Fund Balance July, 1 2024 (Cell C83) (Cell must have a number or zero. Do not leave blank.)	OK
Transfer Among Funds (Funds 10, 20, 40 - Acct 7130 - Cells C29, D29, F29), must equal (Funds 10, 20 & 40 - Acct 8130 - Cells C52, D52, F52).	OK
Transfer of Interest (Funds 10 thru 90 - Acct 7140 - Cells C30:K30), must equal (Funds 10 thru 60, & 80 - Acct 8140 - Cells C53:H53, J53).	OK
Transfer to Debt Service to Pay Principal on GASB 87 Leases (Fund 30 - Acct 7400 - Cell E39) must equal (Funds 10, 20 & 60 - Acct 8400 Cells C57:H60).	OK
Transfer to Debt Service to Pay Interest on GASB 87 Leases (Fund 30 - Acct 7500 - Cell E40) must equal (Funds 10, 20 & 60 - Acct 8500 - Cells C61:H64).	OK
Transfer to Debt Service Fund to Pay Principal on Revenue Bonds (Fund 30 - Acct 7600 - Cell E41) must equal (Funds 10 & 20 - Acct 8600 - Cells C65:D68).	OK
Transfer to Debt Service to Pay Interest on Revenue Bonds (Fund 30 - Acct 7700 - Cell E42) must equal (Funds 10 & 20 - Acct 8700 - Cells C69:D72).	OK
Transfer to Capital Projects Fund (Fund 60 - Acct 7800 - Cell H43) must equal (Fund 10 & 20, Acct 8800 - Cells C73:D76).	OK
4. Summary of Cash Transactions: Beginning Cash Balance on Hand July 1, 2024 (CashSum 5 tab, All Funds) cannot be negative.	
Educational (Fund 10 - Cell C3)	OK
Operations & Maintenance (Fund 20 - Cell D3)	OK
Debt Service (Fund 30 - Cell E3)	OK
Transportation (Fund 40 - Cell F3)	OK
Municipal Retirement/Social Security (Fund 50 - Cell G3)	OK
Capital Projects (Fund 60 - Cell H3)	OK
Working Cash (Fund 70 - Cell I3)	OK
Tort (Fund 80 - Cell J3)	OK
Fire Prevention & Safety (Fund 90 - Cell K3)	OK
Activity Funds (Cell C23)	OK
5. Summary of Cash Transactions: Ending Cash Balance on Hand June 30, 2024 (CashSum 5 tab - All Funds) cannot be negative.	
Educational (Fund 10 - Cell C21)	OK
Operations & Maintenance (Fund 20 - Cell D21)	OK
Debt Service (Fund 30 - Cell E21)	OK
Transportation (Fund 40 - Cell F21)	OK
Municipal Retirement/Social Security (Fund 50 - Cell G21)	OK
Capital Projects (Fund 60 - Cell H21)	OK
Working Cash (Fund 70 - Cell I21)	OK
Tort (Fund 80 - Cell J21)	OK
Fire Prevention & Safety (Fund 90 - Cell K21)	OK
6. Summary of Cash Transactions: Other Receipts (CashSum 5 tab) must equal Other Disbursements (CashSum 5 tab).	
Interfund Loans Payable (Funds 10:60, 80, 90 - Acct 411 - Cells C6:H6, J6:K6) must equal Interfund Loans Receivable (Funds 10:20, 40, 70 - Acct 141 - Cells C15:D15, F15, I15).	OK
Interfund Loans Receivable (Funds 10, 20, 40, 70 - Acct 141 - Cells C7:D7, F7, I7) must equal Interfund Loans Payable (Funds 10:60, 80, 90 - Acct 411 - Cells C16:H16, J16, K16).	OK
7. Estimated Revenue (EstRev 6-11 tab)	
Amounts must be input for revenue.	OK
8. Estimated Expenditures (EstExp 12-20 tab)	
Amounts must be input for expenditures.	OK
9. Itemization Notes: Revenues/Expenditures reported that require note on Itemize 21 tab.	
Include brief note(s) describing revenue source.	OK
Include brief note(s) describing expenditure use.	OK
10. EBF Spending Plan	
All required questions have been answered.	OK

End of Balancing