

Board of Education Business Meeting

Tuesday, September 26, 2023 6:00 PM

D300 Central Office - Anne B Miller Boardroom, 2550 Harnish Drive, Algonquin, IL 60102

1. Call to Order

1.1. Roll Call

2. Closed Session, 6:00pm-6:30pm

2.1. Motion to go into closed session for the purpose of discussing: 1. The appointment, employment, compensation, discipline, performance, or dismissal of specific employees of the public body 2(c)(1); 2. Litigation 2(c)(11); 3. Student disciplinary cases 2(c)(9); and 4. Security procedures, school building safety and security, and the use of personnel to respond to an actual, a threatened or a reasonably potential danger to the safety of employees, students, staff, the public or public property 2(c)(8).

2.2. Motion to Suspend Closed Session

3. Reconvene in Open Session at 6:30pm

3.1. Roll Call

4. Pledge of Allegiance, Meadowdale Elementary School

5. Approval of the Agenda

6. Moment of Silence

7. Public Hearing: FY 2023-2024 Budget

8. Recognition

8.1. Fall Academic Recognitions - Dundee-Crown High School

9. Public Participation Public Participation:
Members of the public, especially residents of District 300, are welcome to contribute during public participation. To do so, you must sign up electronically via a computer located in the Central Office lobby between 6:00-6:30pm, or the start of the open meeting; be 18 years old or older or have a parent/legal guardian present with you, give your full name and respectfully state your comments, and you are not permitted to mention the names of specific staff members or students. The Board will not respond in this forum but will thoughtfully consider your statements.

10. Board Announcements

10.1. Good News

11. Superintendent Report

11.1. Strategic Goal 1 Update

11.2. Bullying Prevention Month and Legislative Changes Update

12. Consent Items <\$25k

12.1. Approval of Board Meeting Minutes for August 22, 2023 and September 12, 2023

12.2. Approval of Disposal Report

12.3. Approval of Treasurer's Report

12.4. Approval of Bills Payable

12.5. Approval of Donation

12.6. Approval of Compensation Compliance Reporting

12.7. Approval of ECC Transitional English Course MOU

12.8. Approval of Board Policy Revisions

12.9. Approval of Human Resources Report

12.10. Approval of Freedom of Information Act Report

13. Consent Items >\$25K

13.1. Approval of Musical Instruments Bid (Extension)

13.2. Approval of Salt & Ice Melt Bid

13.3. Approval of Staff Training and Support Program Contract

13.4. Approval of Post Prom Event Contract

13.5. Approval of Therapy Services Contract

13.6. Approval of Virtual Speech Therapy Services Contract

14. Roll Call Action Items

14.1. Approval of FY 2023-2024 Education Plan / Budget Resolutions

14.2. Student Discipline Case #1

15. Board Discussion

15.1. Board Committee Reports

15.2. Board Discussion

16. Closed Session

16.1. Motion to go into closed session for the purpose of discussing: 1. The appointment, employment, compensation, discipline, performance, or dismissal of specific employees of the public body 2(c) (1); 2. Litigation 2(c) (11); 3. Student disciplinary cases 2(c) (9); and 4. Security procedures, school building safety and security, and the use of personnel to respond to an actual, a threatened or a reasonably potential danger to the safety of employees, students, staff, the public or public property 2(c) (8).

16.2. Motion to Adjourn Closed Session

17. Reconvene in Open Session

17.1. Roll Call

18. Adjournment

COMMUNITY UNIT SCHOOL DISTRICT #300
FISCAL YEAR 2023-2024 BUDGET
September 26, 2023

All Funds

	FY23 Budgeted Beginning Fund Balance	Revenue	Expenditure	Excess (Deficit)	Other Financing Sources (Uses)	FY24 Proposed Ending Balance
Educational	\$64,656,744	\$286,934,444	\$281,889,726	\$5,044,718		\$69,701,462
Operations and Maintenance	\$16,861,774	\$36,114,062	\$21,555,005	\$14,559,057	(\$14,489,420)	\$16,931,411
Debt Service	\$7,962,412	\$22,752,256	\$25,349,313	(\$2,597,057)	\$2,489,420	\$7,854,775
Transportation	\$8,576,339	\$20,312,970	\$21,977,833	(\$1,664,863)		\$6,911,476
Municipal Retirement	\$5,075,697	\$4,934,755	\$7,115,476	(\$2,180,721)		\$2,894,976
Capital Projects	\$35,287,337	\$11,029,969	\$17,609,909	(\$6,579,940)	\$12,000,000	\$40,707,397
Working Cash	\$39,849,215	\$1,773,031	\$0	\$1,773,031		\$41,622,246
Tort	\$839,561	\$2,484,931	\$2,332,000	\$152,931		\$992,492
	\$179,109,079	\$386,336,418	\$377,829,262	\$8,507,156	\$0	\$187,616,235

Income Statement

GL293 Date 09/22/23
Time 11:40

Company 10 - Educational Fund
Income Statement
For Period 1 Through 12 Ending June 30, 2024

USD

Page 1

Fiscal Year 2024 Budget

99

Consolidated

Educational Fund

Consolidated

Account Nbr	Description	Period Amount	Period Budget	Pct Of Budget	Year To Date Amount	Year To Date Budget	Pct Of Budget
REVENUE							
LOCAL							
	Revenue from Local Sources						
1111-0000	CUR YR General Levy	0.00	66,796,587.00	0.00	0.00	66,796,587.00	0.00
1112-0000	First PR YR General Levy	5,565,910.59	62,507,546.00	8.90	5,565,910.59	62,507,546.00	8.90
1113-0000	Other PR YR General Levies	0.00	722,210.00	0.00	0.00	722,210.00	0.00
1141-0000	CUR YR Special Education Levy	0.00	17,813,627.00	0.00	0.00	17,813,627.00	0.00
1142-0000	First PR YR Special Education	1,622,937.28	17,162,232.00	9.46	1,622,937.28	17,162,232.00	9.46
1311-0000	Tuition from Pupils or Parents	0.00	36,000.00	0.00	0.00	36,000.00	0.00
1511-0000	Interest on Investments	484,093.56	2,601,471.00	18.61	484,093.56	2,601,471.00	18.61
1611-0000	Sales to Pupils - Lunch	39,809.84	1,500,000.00	2.65	39,809.84	1,500,000.00	2.65
1612-0000	Sales to Pupils - Breakfast	282.04	150,000.00	.19	282.04	150,000.00	.19
1613-0000	Sales to Pupils - A La Carte	1,478.18	750,000.00	.20	1,478.18	750,000.00	.20
1621-0000	Sales to Adults	108.96	75,000.00	.15	108.96	75,000.00	.15
1691-0000	Other Food Service Revenue	0.00	53,000.00	0.00	0.00	53,000.00	0.00
1727-0000	Athletic Fees	61,830.98	355,000.00	17.42	61,830.98	355,000.00	17.42
1728-0000	Driver Education Behind the Wh	13,340.30	59,000.00	22.61	13,340.30	59,000.00	22.61
1729-0000	Flex PE Fees	12,284.16	25,500.00	48.17	12,284.16	25,500.00	48.17
1792-0000	Music Special Events	0.00	27,000.00	0.00	0.00	27,000.00	0.00
1793-0000	CTE Special Events	0.00	22,000.00	0.00	0.00	22,000.00	0.00
1811-0000	Regular Textbook Rental	40,218.56	221,000.00	18.20	40,218.56	221,000.00	18.20
1812-0000	Summer School Textbook Rental	740.00	2,720.00	27.21	740.00	2,720.00	27.21
1819-0000	Other Textbook Rental	964.48	5,300.00	18.20	964.48	5,300.00	18.20
1892-0000	Heart Rate Monitors Fee	1,400.00	3,500.00	40.00	1,400.00	3,500.00	40.00
1898-0000	Merchant Processing Fee	7,492.14	45,000.00	16.65	7,492.14	45,000.00	16.65
1941-0000	Technology E-Rate Revenue	0.00	193,000.00	0.00	0.00	193,000.00	0.00
1951-0000	Refund of PR YRs' Expenditure	112,120.04	160,000.00	70.08	112,120.04	160,000.00	70.08
1990-0000	P-Card Inadvertent	872.15	1,500.00	58.14	872.15	1,500.00	58.14
1991-0000	Payment from Other LEAs	66,709.52	350,000.00	19.06	66,709.52	350,000.00	19.06
1999-0000	Other Revenue-General	469,350.05	2,050,000.00	22.90	469,350.05	2,050,000.00	22.90
	Total Revenue from Local Sourc	8,422,323.15	173,688,193.00	4.85	8,422,323.15	173,688,193.00	4.85
STATE							
	Revenue from State Sources						
3001-0000	Evidence Based Funding (EBF)	6,702,154.00	73,723,688.00	9.09	6,702,154.00	73,723,688.00	9.09
3100-0000	Special Ed-Pvt Facility Tuitio	960,538.70	3,699,376.00	25.96	960,538.70	3,699,376.00	25.96
3120-0000	Special Ed-Orphanage Individua	0.00	387,765.00	0.00	0.00	387,765.00	0.00
3130-0000	Special Ed-Orphanage Summer	0.00	17,439.00	0.00	0.00	17,439.00	0.00
3360-0000	State Free Lunch & Breakfast	3,281.42	35,000.00	9.38	3,281.42	35,000.00	9.38
3370-0000	Driver Education	0.00	120,000.00	0.00	0.00	120,000.00	0.00
3696-0000	Safe School Grant	0.00	51,172.00	0.00	0.00	51,172.00	0.00
3999-0000	ALOP ROE Revenue	0.00	2,600,000.00	0.00	0.00	2,600,000.00	0.00
	Total Revenue from State Sourc	7,665,974.12	80,634,440.00	9.51	7,665,974.12	80,634,440.00	9.51
FEDERAL							
	Revenue from Federal Sources						
4210-0000	National School Lunch Program	0.00	6,000,000.00	0.00	0.00	6,000,000.00	0.00
4220-0000	School Breakfast Program	0.00	1,549,000.00	0.00	0.00	1,549,000.00	0.00
4225-0000	Summer Food Program	71,368.47	70,000.00	101.95	71,368.47	70,000.00	101.95

Income Statement

GL293 Date 09/22/23
Time 11:40

Company 10 - Educational Fund
Income Statement
For Period 1 Through 12 Ending June 30, 2024

USD

Page 2

Fiscal Year 2024 Budget

99

Consolidated

Educational Fund

Consolidated

Account Nbr	Description	Period Amount	Period Budget	Pct Of Budget	Year To Date Amount	Year To Date Budget	Pct Of Budget
FEDERAL							
	Revenue from Federal Sources						
4226-0000	Child & Adult Food Care Progr	0.00	250,000.00	0.00	0.00	250,000.00	0.00
4240-0000	Fresh Fruit and Veg. Program	2,879.72	27,000.00	10.67	2,879.72	27,000.00	10.67
4625-0000	Special Ed-IDEA Room & Board	50,925.45	376,699.00	13.52	50,925.45	376,699.00	13.52
4950-0000	Dept of Rehab Svcs	0.00	55,800.00	0.00	0.00	55,800.00	0.00
4991-0000	Medicaid Admin Outreach	192,279.12	1,000,000.00	19.23	192,279.12	1,000,000.00	19.23
4992-0000	Medicaid FFS	665,255.41	2,100,000.00	31.68	665,255.41	2,100,000.00	31.68
	Total Revenue from Federal Sou	982,708.17	11,428,499.00	8.60	982,708.17	11,428,499.00	8.60
	Total Revenue	17,071,005.44	265,751,132.00	6.42	17,071,005.44	265,751,132.00	6.42

EXPENSE

100

Expense Salaries

111-0000	Certified Administrator	2,973,754.53	12,410,421.00	23.96	2,973,754.53	12,410,421.00	23.96
112-0000	Certified Directors/Supervisors	1,085,347.79	4,834,801.00	22.45	1,085,347.79	4,834,801.00	22.45
113-0000	Certified Teachers	11,635,658.31	101,909,837.00	11.42	11,635,658.31	101,909,837.00	11.42
114-0000	Other Certified	1,485,554.25	12,941,524.00	11.48	1,485,554.25	12,941,524.00	11.48
115-0000	Non-Certified Supervision/Head	773,675.75	3,470,796.00	22.29	773,675.75	3,470,796.00	22.29
116-0000	Non-Certified Sec/Spec	1,345,084.15	7,521,730.00	17.88	1,345,084.15	7,521,730.00	17.88
117-0000	Non-Certified Paras/Custodial	992,023.80	9,956,544.00	9.96	992,023.80	9,956,544.00	9.96
118-0000	Other Non-Certified	165,034.27	2,721,740.00	6.06	165,034.27	2,721,740.00	6.06
119-0000	Other	181,085.00	1,194,656.00	15.16	181,085.00	1,194,656.00	15.16
121-0000	Substitute-Teacher	81,918.30	0.00	0.00	81,918.30	0.00	0.00
122-0000	Substitute-Paraprofessionals	3,690.00	0.00	0.00	3,690.00	0.00	0.00
123-0000	Substitute-Conferences	180.00	2,000.00	9.00	180.00	2,000.00	9.00
132-0000	1.5 Overtime	45,279.34	174,792.00	25.90	45,279.34	174,792.00	25.90
133-0000	2.0 Overtime	590.72	524.00	112.73	590.72	524.00	112.73
134-0000	Subs-Conferences/Prof Develop	180.00	0.00	0.00	180.00	0.00	0.00
135-0000	Long Term Certified Subs	66,870.00	0.00	0.00	66,870.00	0.00	0.00
138-0000	Subs-Grants	360.00	0.00	0.00	360.00	0.00	0.00
143-0000	Overload	0.00	320,000.00	0.00	0.00	320,000.00	0.00
147-0000	Officials- IHSA D300 Employees	142.00	0.00	0.00	142.00	0.00	0.00
148-0000	Extra Pay-Non-Certified	100,520.16	40,000.00	251.30	100,520.16	40,000.00	251.30
149-0000	Extra Pay-Certified	895,423.09	4,018,313.00	22.28	895,423.09	4,018,313.00	22.28
161-0000	Mileage Stipend	56,051.66	248,700.00	22.54	56,051.66	248,700.00	22.54
	Total Salaries	21,888,423.12	161,766,378.00	13.53	21,888,423.12	161,766,378.00	13.53

200

Employee Benefits

211-0000	Teachers Retirement (TRS)	1,565,313.38	12,028,646.00	13.01	1,565,313.38	12,028,646.00	13.01
212-0000	Municipal Retirement (IMRF)	599.26-	0.00	0.00	599.26-	0.00	0.00
215-0000	One-Time TRS Early Retirement	76.05	0.00	0.00	76.05	0.00	0.00
218-0000	THIS Fund Employer Contributio	170,058.91	1,167,295.00	14.57	170,058.91	1,167,295.00	14.57
221-0000	Life Insurance	14,043.01	67,025.00	20.95	14,043.01	67,025.00	20.95
222-0000	Medical Insurance	2,840,386.83	28,390,355.00	10.00	2,840,386.83	28,390,355.00	10.00

Income Statement

GL293 Date 09/22/23
Time 11:40

Company 10 - Educational Fund
Income Statement
For Period 1 Through 12 Ending June 30, 2024

USD

Page 3

Fiscal Year 2024 Budget

99

Consolidated

Educational Fund

Consolidated

Account Nbr	Description	Period Amount	Period Budget	Pct Of Budget	Year To Date Amount	Year To Date Budget	Pct Of Budget
200	Employee Benefits						
223-0000	Dental Insurance	130,014.85	1,223,143.00	10.63	130,014.85	1,223,143.00	10.63
224-0000	Vision Insurance	25,561.63	227,249.00	11.25	25,561.63	227,249.00	11.25
225-0000	Disability Insurance	5,734.00	25,418.00	22.56	5,734.00	25,418.00	22.56
226-0000	HRA/HSA Board Contributions	64,750.00	1,301,500.00	4.98	64,750.00	1,301,500.00	4.98
233-0000	DESPA Tuition Reimbursement	774.00	0.00	0.00	774.00	0.00	0.00
235-0000	Admin Tuition Reimbursement	7,500.00	0.00	0.00	7,500.00	0.00	0.00
237-0000	Admin Cash-in-Lieu	8,625.00	0.00	0.00	8,625.00	0.00	0.00
	Total Employee Benefits	4,832,238.40	44,430,631.00	10.88	4,832,238.40	44,430,631.00	10.88
300	Purchased Services						
310-0000	Edustaff - Paid Time Off	7,559.40	2,500,000.00	.30	7,559.40	2,500,000.00	.30
311-0000	Professional Services-Administ	57,541.06	769,000.00	7.48	57,541.06	769,000.00	7.48
312-0000	Staff Development-On Site	132.99	38,400.00	.35	132.99	38,400.00	.35
313-0000	Staff Development	21,388.08	174,100.00	12.28	21,388.08	174,100.00	12.28
314-0000	Edustaff - All Other	15,936.20	437,591.00	3.64	15,936.20	437,591.00	3.64
315-0000	Food-Contracted	25,252.94	136,800.00	18.46	25,252.94	136,800.00	18.46
316-0000	Charter School Payment	1,964,714.62	8,518,244.00	23.06	1,964,714.62	8,518,244.00	23.06
317-0000	Audit/Financial Services	300.00	75,000.00	.40	300.00	75,000.00	.40
318-0000	Legal Services	2,132.62	150,000.00	1.42	2,132.62	150,000.00	1.42
319-0000	Other Professional & Technical	288,544.07	1,771,067.00	16.29	288,544.07	1,771,067.00	16.29
321-0000	Sanitation Services	0.00	1,000.00	0.00	0.00	1,000.00	0.00
323-0000	Repair & Maintenance	16,436.75	234,800.00	7.00	16,436.75	234,800.00	7.00
325-0000	Rentals	49,503.27	175,500.00	28.21	49,503.27	175,500.00	28.21
333-0000	District Travel	18,160.85	329,190.00	5.52	18,160.85	329,190.00	5.52
334-0000	Professional Meetings	14,872.35	36,000.00	41.31	14,872.35	36,000.00	41.31
336-0000	Pupil Transportation-Field Tri	4,951.27	0.00	0.00	4,951.27	0.00	0.00
339-0000	Other Transportation Services	0.00	500.00	0.00	0.00	500.00	0.00
341-0000	Postage & Shipping Charges	9,124.04	28,445.00	32.08	9,124.04	28,445.00	32.08
342-0000	Telephone-Local	33,259.84	295,249.00	11.27	33,259.84	295,249.00	11.27
346-0000	Telephone - WAN and Internet	15,000.00	202,637.00	7.40	15,000.00	202,637.00	7.40
347-0000	Telephone-Cellular	16,692.33	110,902.00	15.05	16,692.33	110,902.00	15.05
351-0000	Recruiting	1,500.00	14,300.00	10.49	1,500.00	14,300.00	10.49
352-0000	Legal Notices	0.00	25,500.00	0.00	0.00	25,500.00	0.00
361-0000	Printing & Binding	3,953.98	58,900.00	6.71	3,953.98	58,900.00	6.71
385-0000	Unemployment Insurance	0.00	35,000.00	0.00	0.00	35,000.00	0.00
389-0000	Insurance-Fire-Theft-All Other	17,546.18	0.00	0.00	17,546.18	0.00	0.00
391-0000	Officials-IHSA Sponsored	0.00	203,148.00	0.00	0.00	203,148.00	0.00
392-0000	License & Registrations	109,745.00	2,800.00	3919.46	109,745.00	2,800.00	3919.46
395-0000	Management Fees	45,991.45	10,117,045.00	.45	45,991.45	10,117,045.00	.45
397-0000	Software Licensing	2,159,676.73	3,479,990.00	62.06	2,159,676.73	3,479,990.00	62.06
398-0000	Banking/Credit Card Fees	13,442.32	125,000.00	10.75	13,442.32	125,000.00	10.75
	Total Purchased Services	4,913,358.34	30,046,108.00	16.35	4,913,358.34	30,046,108.00	16.35
400	Supplies & Materials						
411-0000	Supplies-General	471,867.19	4,140,078.00	11.40	471,867.19	4,140,078.00	11.40

Income Statement

GL293 Date 09/22/23
Time 11:40

Company 10 - Educational Fund
Income Statement
For Period 1 Through 12 Ending June 30, 2024

USD

Page 4

Fiscal Year 2024 Budget

99

Consolidated

Educational Fund

Consolidated

Account Nbr	Description	Period Amount	Period Budget	Pct Of Budget	Year To Date Amount	Year To Date Budget	Pct Of Budget
400	Supplies & Materials						
412-0000	Supplies-Testing Materials	0.00	196,600.00	0.00	0.00	196,600.00	0.00
415-0000	Supplies-Computer	33,133.54	0.00	0.00	33,133.54	0.00	0.00
417-0000	Supplies-Uniform	23,410.53	0.00	0.00	23,410.53	0.00	0.00
421-0000	Textbooks- Approved Standard	58,400.00	25,000.00	233.60	58,400.00	25,000.00	233.60
422-0000	Textbooks-Consumables	3,775.57	3,000.00	125.85	3,775.57	3,000.00	125.85
424-0000	Textbooks-Suppl/Innovation Mat	25,304.35	3,500.00	722.98	25,304.35	3,500.00	722.98
425-0000	Textbooks-Approved Standard El	3,521.50	1,647,000.00	.21	3,521.50	1,647,000.00	.21
431-0000	Library Books	2,481.93	26,000.00	9.55	2,481.93	26,000.00	9.55
441-0000	Periodicals	1,598.12	10,200.00	15.67	1,598.12	10,200.00	15.67
464-0000	Gasoline	51.01	18,000.00	.28	51.01	18,000.00	.28
471-0000	System Software	0.00	100.00	0.00	0.00	100.00	0.00
472-0000	Instructional Software	3,133.46	8,000.00	39.17	3,133.46	8,000.00	39.17
481-0000	Equipment < \$500	35,762.00	62,215.00	57.48	35,762.00	62,215.00	57.48
482-0000	Parts-Transportation	0.00	2,800.00	0.00	0.00	2,800.00	0.00
484-0000	Computer Related Equip < \$500	11,784.99	211,050.00	5.58	11,784.99	211,050.00	5.58
491-0000	Mat & Sup-Shipping	196.90	0.00	0.00	196.90	0.00	0.00
	Total Supplies & Materials	674,421.09	6,353,543.00	10.61	674,421.09	6,353,543.00	10.61
500	Capital Outlay						
541-0000	Equipment	35,925.12	46,000.00	78.10	35,925.12	46,000.00	78.10
546-0000	Software	202.89	0.00	0.00	202.89	0.00	0.00
	Total Capital Outlay	36,128.01	46,000.00	78.54	36,128.01	46,000.00	78.54
600	Other Objects						
641-0000	Dues & Fees	95,662.23	150,913.00	63.39	95,662.23	150,913.00	63.39
671-0000	Private Facility Tuition	663,926.22	8,948,336.00	7.42	663,926.22	8,948,336.00	7.42
672-0000	Room and Board	89,181.69	675,000.00	13.21	89,181.69	675,000.00	13.21
673-0000	General Tuition	178,360.88	270,000.00	66.06	178,360.88	270,000.00	66.06
691-0000	Miscellaneous Objects	7,361.14	104,500.00	7.04	7,361.14	104,500.00	7.04
	Total Other Objects	1,034,492.16	10,148,749.00	10.19	1,034,492.16	10,148,749.00	10.19
900	System Accounts						
750	Capital Outlay - Capitalized						
751-0000	Equipment < \$5000	65,021.14	5,191,632.00	1.25	65,021.14	5,191,632.00	1.25
755-0000	Computer Equipment < \$5000	1,557,244.72	2,723,373.00	57.18	1,557,244.72	2,723,373.00	57.18
757-0000	Network Equipment < \$5000	41,123.01	0.00	0.00	41,123.01	0.00	0.00
	Total Capital Outlay - Capita	1,663,388.87	7,915,005.00	21.02	1,663,388.87	7,915,005.00	21.02
	Total System Accounts	1,663,388.87	7,915,005.00	21.02	1,663,388.87	7,915,005.00	21.02
	Total Expense	35,042,449.99	260,706,414.00	13.44	35,042,449.99	260,706,414.00	13.44

Income Statement

GL293 Date 09/22/23
Time 11:40

Company 10 - Educational Fund USD
Income Statement
For Period 1 Through 12 Ending June 30, 2024

Page 5

Fiscal Year 2024 Budget 99

Consolidated

Educational Fund

Consolidated

Account Nbr	Description	Period Amount	Period Budget	Pct Of Budget	Year To Date Amount	Year To Date Budget	Pct Of Budget
750	Capital Outlay - Capitalized						
	Total Net Change in Fund Balan	17,971,444.55-	5,044,718.00	356.24-	17,971,444.55-	5,044,718.00	356.24-

Income Statement

GL293 Date 09/22/23
Time 11:40

Company 14 - Grant Fund
Income Statement
For Period 1 Through 12 Ending June 30, 2024

USD

Page 6

Fiscal Year 2024 Budget

99

Consolidated

Grant Fund

Consolidated

Account Nbr	Description	Period Amount	Period Budget	Pct Of Budget	Year To Date Amount	Year To Date Budget	Pct Of Budget
REVENUE							
Revenue							
LOCAL							
Revenue from Local Sources							
1511-0000	Interest on Investments	0.00	33,372.00	0.00	0.00	33,372.00	0.00
1921-0000	Contributions & Donations from	0.00	2,500.00	0.00	0.00	2,500.00	0.00
1922-0000	Foundation Donations	0.00	11,000.00	0.00	0.00	11,000.00	0.00
1999-0000	Other Revenue-General	0.00	5,977.00	0.00	0.00	5,977.00	0.00
Total Revenue from Local Sourc		0.00	52,849.00	0.00	0.00	52,849.00	0.00
STATE							
Revenue from State Sources							
3220-0000	Voc Ed School Improvement	57,921.00	240,077.00	24.13	57,921.00	240,077.00	24.13
3275-0000	Voc Ed Elem Career	0.00	13,837.00	0.00	0.00	13,837.00	0.00
3621-0000	School Library	16,595.73	25,534.00	64.99	16,595.73	25,534.00	64.99
3705-0000	Early Childhood-State PreK	180,153.00	1,581,831.00	11.39	180,153.00	1,581,831.00	11.39
3706-0000	Early Childhood-Prevention	0.00	630,372.00	0.00	0.00	630,372.00	0.00
3707-0000	Early Childhood-PreSchool For	0.00	791,133.00	0.00	0.00	791,133.00	0.00
3992-0000	After School Program Grant	10,978.00	101,531.00	10.81	10,978.00	101,531.00	10.81
3997-0000	School STEAM Revenue	4,286.00	0.00	0.00	4,286.00	0.00	0.00
Total Revenue from State Sourc		269,933.73	3,384,315.00	7.98	269,933.73	3,384,315.00	7.98
FEDERAL							
Revenue from Federal Sources							
4300-0000	Title I-Low Income	479,103.00	2,740,479.00	17.48	479,103.00	2,740,479.00	17.48
4331-0000	Title I-School Improvement	2,128.00	0.00	0.00	2,128.00	0.00	0.00
4400-0000	Title IV-Safe & Drug Free Scho	2,541.00	192,747.00	1.32	2,541.00	192,747.00	1.32
4600-0000	Special Ed-Preschool Flow Thro	19,138.00	102,605.00	18.65	19,138.00	102,605.00	18.65
4620-0000	Special Ed-IDEA Flow Through	488,431.00	4,363,666.00	11.19	488,431.00	4,363,666.00	11.19
4745-0000	Perkins-III	17,616.00	122,689.00	14.36	17,616.00	122,689.00	14.36
4909-0000	LIPLEPS-III	100,788.00	300,560.00	33.53	100,788.00	300,560.00	33.53
4932-0000	Title II-Teacher Quality	100,070.00	377,577.00	26.50	100,070.00	377,577.00	26.50
4944-0000	McKinney-Vento Homeless	4,579.00	0.00	0.00	4,579.00	0.00	0.00
4988-0000	IDEA ARP PreK Grant	12,694.00	0.00	0.00	12,694.00	0.00	0.00
4989-0000	IDEA ARP Grant	156,569.00	0.00	0.00	156,569.00	0.00	0.00
4990-0000	Early Childhood K-1st Jump Sta	24,127.00	0.00	0.00	24,127.00	0.00	0.00
4991-0000	Medicaid Admin Outreach	0.00	100,000.00	0.00	0.00	100,000.00	0.00
4998-0000	Other Federal Revenues	0.00	1,250,961.00	0.00	0.00	1,250,961.00	0.00
Total Revenue from Federal Sou		1,407,784.00	9,551,284.00	14.74	1,407,784.00	9,551,284.00	14.74
Total Revenue		1,677,717.73	12,988,448.00	12.92	1,677,717.73	12,988,448.00	12.92
EXPENSE							
Expense							
100							
Salaries							
112-0000	Certified Directors/Supervisors	5,804.61	0.00	0.00	5,804.61	0.00	0.00
113-0000	Certified Teachers	260,373.19	2,549,858.00	10.21	260,373.19	2,549,858.00	10.21
114-0000	Other Certified	31,470.54	120,876.00	26.04	31,470.54	120,876.00	26.04

Income Statement

GL293 Date 09/22/23
Time 11:40

Company 14 - Grant Fund
Income Statement
For Period 1 Through 12 Ending June 30, 2024

USD

Page 7

Fiscal Year 2024 Budget

99

Consolidated

Grant Fund

Consolidated

Account Nbr	Description	Period Amount	Period Budget	Pct Of Budget	Year To Date Amount	Year To Date Budget	Pct Of Budget
100	Salaries						
116-0000	Non-Certified Sec/Spec	21,945.58	116,290.00	18.87	21,945.58	116,290.00	18.87
117-0000	Non-Certified Paras/Custodial	65,850.68	564,994.00	11.66	65,850.68	564,994.00	11.66
118-0000	Other Non-Certified	209,842.86	1,234,734.00	16.99	209,842.86	1,234,734.00	16.99
132-0000	1.5 Overtime	0.00	310.00	0.00	0.00	310.00	0.00
138-0000	Subs-Grants	3,060.00	50,415.00	6.07	3,060.00	50,415.00	6.07
148-0000	Extra Pay-Non-Certified	77,205.17	76,730.00	100.62	77,205.17	76,730.00	100.62
149-0000	Extra Pay-Certified	256,165.00	771,263.00	33.21	256,165.00	771,263.00	33.21
	Total Salaries	931,717.63	5,485,470.00	16.99	931,717.63	5,485,470.00	16.99
200	Employee Benefits						
211-0000	Teachers Retirement (TRS)	27,594.46	171,994.00	16.04	27,594.46	171,994.00	16.04
212-0000	Municipal Retirement (IMRF)	0.00	33,373.00	0.00	0.00	33,373.00	0.00
213-0000	Federal Insurance Contribution	0.00	29,724.00	0.00	0.00	29,724.00	0.00
214-0000	Medicare Only	0.00	20,912.00	0.00	0.00	20,912.00	0.00
217-0000	TRS Federal Contribution	54,463.68	220,783.00	24.67	54,463.68	220,783.00	24.67
218-0000	THIS Fund Employer Contributio	3,950.89	21,751.00	18.16	3,950.89	21,751.00	18.16
221-0000	Life Insurance	298.65	2,103.00	14.20	298.65	2,103.00	14.20
222-0000	Medical Insurance	104,389.81	671,725.00	15.54	104,389.81	671,725.00	15.54
223-0000	Dental Insurance	6,296.58	45,079.00	13.97	6,296.58	45,079.00	13.97
224-0000	Vision Insurance	1,245.69	9,064.00	13.74	1,245.69	9,064.00	13.74
225-0000	Disability Insurance	7.86	0.00	0.00	7.86	0.00	0.00
226-0000	HRA/HSA Board Contributions	0.00	2,375.00	0.00	0.00	2,375.00	0.00
	Total Employee Benefits	198,247.62	1,228,883.00	16.13	198,247.62	1,228,883.00	16.13
300	Purchased Services						
312-0000	Staff Development-On Site	78,142.00	156,991.00	49.77	78,142.00	156,991.00	49.77
313-0000	Staff Development	0.00	6,417.00	0.00	0.00	6,417.00	0.00
314-0000	Edustaff - All Other	1,143,799.67	4,039,410.00	28.32	1,143,799.67	4,039,410.00	28.32
315-0000	Food-Contracted	0.00	62,045.00	0.00	0.00	62,045.00	0.00
319-0000	Other Professional & Technical	169,772.50	179,307.00	94.68	169,772.50	179,307.00	94.68
323-0000	Repair & Maintenance	0.00	3,942.00	0.00	0.00	3,942.00	0.00
327-0000	Computer Maintenance	0.00	504.00	0.00	0.00	504.00	0.00
331-0000	Pupil Transportation-General	0.00	2,295.00	0.00	0.00	2,295.00	0.00
333-0000	District Travel	2,047.58	27,032.00	7.57	2,047.58	27,032.00	7.57
334-0000	Professional Meetings	56,146.25	112,401.00	49.95	56,146.25	112,401.00	49.95
336-0000	Pupil Transportation-Field Tri	3,007.50	72,877.00	4.13	3,007.50	72,877.00	4.13
341-0000	Postage & Shipping Charges	0.00	18.00	0.00	0.00	18.00	0.00
361-0000	Printing & Binding	0.00	840.00	0.00	0.00	840.00	0.00
392-0000	License & Registrations	0.00	2,091.00	0.00	0.00	2,091.00	0.00
397-0000	Software Licensing	246,113.26	367,402.00	66.99	246,113.26	367,402.00	66.99
399-0000	Other Purchased Services	0.00	19,154.00	0.00	0.00	19,154.00	0.00
	Total Purchased Services	1,699,028.76	5,052,726.00	33.63	1,699,028.76	5,052,726.00	33.63
400	Supplies & Materials						

Income Statement

GL293 Date 09/22/23
Time 11:40

Company 14 - Grant Fund
Income Statement
For Period 1 Through 12 Ending June 30, 2024

USD

Page 8

Fiscal Year 2024 Budget

99

Consolidated

Grant Fund

Consolidated

Account Nbr	Description	Period Amount	Period Budget	Pct Of Budget	Year To Date Amount	Year To Date Budget	Pct Of Budget
400	Supplies & Materials						
411-0000	Supplies-General	22,769.23	383,744.00	5.93	22,769.23	383,744.00	5.93
412-0000	Supplies-Testing Materials	0.00	1,765.00	0.00	0.00	1,765.00	0.00
415-0000	Supplies-Computer	0.00	10,325.00	0.00	0.00	10,325.00	0.00
422-0000	Textbooks-Consumables	6,976.77	62,915.00	11.09	6,976.77	62,915.00	11.09
424-0000	Textbooks-Suppl/Innovation Mat	0.00	20,338.00	0.00	0.00	20,338.00	0.00
431-0000	Library Books	0.00	15,892.00	0.00	0.00	15,892.00	0.00
472-0000	Instructional Software	0.00	1,890.00	0.00	0.00	1,890.00	0.00
481-0000	Equipment < \$500	5,476.52	39,628.00	13.82	5,476.52	39,628.00	13.82
484-0000	Computer Related Equip < \$500	0.00	20,040.00	0.00	0.00	20,040.00	0.00
	Total Supplies & Materials	35,222.52	556,537.00	6.33	35,222.52	556,537.00	6.33
500	Capital Outlay						
531-0000	Improvements Other than Buildi	0.00	2,500.00	0.00	0.00	2,500.00	0.00
541-0000	Equipment	6,174.99	119,944.00	5.15	6,174.99	119,944.00	5.15
545-0000	Computer Equipment > \$5000	335.07	0.00	0.00	335.07	0.00	0.00
	Total Capital Outlay	6,510.06	122,444.00	5.32	6,510.06	122,444.00	5.32
600	Other Objects						
641-0000	Dues & Fees	1,400.00	54,146.00	2.59	1,400.00	54,146.00	2.59
	Total Other Objects	1,400.00	54,146.00	2.59	1,400.00	54,146.00	2.59
900	System Accounts						
750	Capital Outlay - Capitalized						
751-0000	Equipment < \$5000	17,790.90	388,770.00	4.58	17,790.90	388,770.00	4.58
755-0000	Computer Equipment < \$5000	15,195.49	99,472.00	15.28	15,195.49	99,472.00	15.28
	Total Capital Outlay - Capita	32,986.39	488,242.00	6.76	32,986.39	488,242.00	6.76
	Total System Accounts	32,986.39	488,242.00	6.76	32,986.39	488,242.00	6.76
	Total Expense	2,905,112.98	12,988,448.00	22.37	2,905,112.98	12,988,448.00	22.37
	Total Net Change in Fund Balan	1,227,395.25-	0.00	0.00	1,227,395.25-	0.00	0.00

Income Statement

GL293 Date 09/22/23
Time 11:40

Company 19 - Covid 19 Fund
Income Statement
For Period 1 Through 12 Ending June 30, 2024

USD

Page 9

Fiscal Year 2024 Budget

99

Consolidated

Covid 19 Fund

Consolidated

Account Nbr	Description	Period Amount	Period Budget	Pct Of Budget	Year To Date Amount	Year To Date Budget	Pct Of Budget
REVENUE							
FEDERAL Revenue from Federal Sources							
4942-0000	ESSER II	1,818,394.00	3,172,418.00	57.32	1,818,394.00	3,172,418.00	57.32
4943-0000	ESSER III	4,031,928.00	5,022,446.00	80.28	4,031,928.00	5,022,446.00	80.28
4987-0000	District-Led High Impact Tutor	60,396.00	0.00	0.00	60,396.00	0.00	0.00
	Total Revenue from Federal Sou	5,910,718.00	8,194,864.00	72.13	5,910,718.00	8,194,864.00	72.13
	Total Revenue	5,910,718.00	8,194,864.00	72.13	5,910,718.00	8,194,864.00	72.13
EXPENSE							
100 Expense Salaries							
112-0000	Certified Directors/Superviors	14,801.43	128,283.00	11.54	14,801.43	128,283.00	11.54
113-0000	Certified Teachers	238,470.43	2,045,293.00	11.66	238,470.43	2,045,293.00	11.66
114-0000	Other Certified	21,641.43	0.00	0.00	21,641.43	0.00	0.00
115-0000	Non-Certified Supervision/Head	5,739.38	74,902.00	7.66	5,739.38	74,902.00	7.66
117-0000	Non-Certified Paras/Custodial	14,509.48	349,546.00	4.15	14,509.48	349,546.00	4.15
118-0000	Other Non-Certified	7,159.76	187,563.00	3.82	7,159.76	187,563.00	3.82
132-0000	1.5 Overtime	34.17	0.00	0.00	34.17	0.00	0.00
148-0000	Extra Pay-Non-Certified	27,753.61	0.00	0.00	27,753.61	0.00	0.00
149-0000	Extra Pay-Certified	130,215.00	633,709.00	20.55	130,215.00	633,709.00	20.55
	Total Salaries	460,324.69	3,419,296.00	13.46	460,324.69	3,419,296.00	13.46
200 Employee Benefits							
211-0000	Teachers Retirement (TRS)	24,112.27	272,848.00	8.84	24,112.27	272,848.00	8.84
212-0000	Municipal Retirement (IMRF)	0.00	25,678.00	0.00	0.00	25,678.00	0.00
213-0000	Federal Insurance Contribution	0.00	16,014.00	0.00	0.00	16,014.00	0.00
214-0000	Medicare Only	0.00	37,173.00	0.00	0.00	37,173.00	0.00
217-0000	TRS Federal Contribution	42,163.24	0.00	0.00	42,163.24	0.00	0.00
218-0000	THIS Fund Employer Contributio	2,922.60	0.00	0.00	2,922.60	0.00	0.00
221-0000	Life Insurance	117.52	0.00	0.00	117.52	0.00	0.00
222-0000	Medical Insurance	32,255.36	529,847.00	6.09	32,255.36	529,847.00	6.09
223-0000	Dental Insurance	1,315.08	0.00	0.00	1,315.08	0.00	0.00
224-0000	Vision Insurance	222.80	0.00	0.00	222.80	0.00	0.00
225-0000	Disability Insurance	19.98	0.00	0.00	19.98	0.00	0.00
	Total Employee Benefits	103,128.85	881,560.00	11.70	103,128.85	881,560.00	11.70
300 Purchased Services							
314-0000	Edustaff - All Other	1,302.90	0.00	0.00	1,302.90	0.00	0.00
319-0000	Other Professional & Technical	148,870.49	339,752.00	43.82	148,870.49	339,752.00	43.82
325-0000	Rentals	1,535.62	0.00	0.00	1,535.62	0.00	0.00
336-0000	Pupil Transportation-Field Tri	0.00	150,000.00	0.00	0.00	150,000.00	0.00
397-0000	Software Licensing	0.00	155,588.00	0.00	0.00	155,588.00	0.00

Income Statement

GL293 Date 09/22/23
Time 11:40

Company 19 - Covid 19 Fund
Income Statement
For Period 1 Through 12 Ending June 30, 2024

USD

Page 10

Fiscal Year 2024 Budget

99

Consolidated

Covid 19 Fund

Consolidated

Account Nbr	Description	Period Amount	Period Budget	Pct Of Budget	Year To Date Amount	Year To Date Budget	Pct Of Budget
300	Purchased Services						
	Total Purchased Services	151,709.01	645,340.00	23.51	151,709.01	645,340.00	23.51
400	Supplies & Materials						
411-0000	Supplies-General	2,817.98-	25,000.00	11.27-	2,817.98-	25,000.00	11.27-
422-0000	Textbooks-Consumables	0.00	3,223,668.00	0.00	0.00	3,223,668.00	0.00
424-0000	Textbooks-Suppl/Innovation Mat	3,583,242.04	0.00	0.00	3,583,242.04	0.00	0.00
	Total Supplies & Materials	3,580,424.06	3,248,668.00	110.21	3,580,424.06	3,248,668.00	110.21
	Total Expense	4,295,586.61	8,194,864.00	52.42	4,295,586.61	8,194,864.00	52.42
	Total Net Change in Fund Balan	1,615,131.39	0.00	0.00	1,615,131.39	0.00	0.00

Income Statement

GL293 Date 09/22/23
Time 11:40

Company 20 - Operations & Maintenance Fund USD
Income Statement
For Period 1 Through 12 Ending June 30, 2024

Page 11

Fiscal Year 2024 Budget

99

Consolidated

Operations & Maintenance Fund Consolidated

Account Nbr	Description	Period Amount	Period Budget	Pct Of Budget	Year To Date Amount	Year To Date Budget	Pct Of Budget
REVENUE							
Revenue							
LOCAL							
Revenue from Local Sources							
1111-0000	CUR YR General Levy	0.00	17,611,291.00	0.00	0.00	17,611,291.00	0.00
1112-0000	First PR YR General Levy	1,521,510.27	17,070,451.00	8.91	1,521,510.27	17,070,451.00	8.91
1390-0000	Transition Fees	203,822.08	340,051.00	59.94	203,822.08	340,051.00	59.94
1511-0000	Interest on Investments	83,258.87	429,460.00	19.39	83,258.87	429,460.00	19.39
1791-0000	Parking Permits	92,088.30	162,156.00	56.79	92,088.30	162,156.00	56.79
1910-0000	Building Rental	8,620.00	69,244.00	12.45	8,620.00	69,244.00	12.45
1951-0000	Refund of PR YRs' Expenditure	212.55	1,613.00	13.18	212.55	1,613.00	13.18
1997-0000	Revenue From Sale of Assets	0.00	89,796.00	0.00	0.00	89,796.00	0.00
1999-0000	Other Revenue-General	85,986.40	340,000.00	25.29	85,986.40	340,000.00	25.29
	Total Revenue from Local Sourc	1,823,525.67	36,114,062.00	5.05	1,823,525.67	36,114,062.00	5.05
	Total Revenue	1,823,525.67	36,114,062.00	5.05	1,823,525.67	36,114,062.00	5.05
EXPENSE							
Expense							
100							
Salaries							
115-0000	Non-Certified Supervision/Head	433,537.22	1,783,440.00	24.31	433,537.22	1,783,440.00	24.31
116-0000	Non-Certified Sec/Spec	8,484.99	98,433.00	8.62	8,484.99	98,433.00	8.62
117-0000	Non-Certified Paras/Custodial	1,201,517.28	6,188,937.00	19.41	1,201,517.28	6,188,937.00	19.41
118-0000	Other Non-Certified	0.00	42,626.00	0.00	0.00	42,626.00	0.00
119-0000	Other	38,415.75	0.00	0.00	38,415.75	0.00	0.00
132-0000	1.5 Overtime	89,520.43	148,937.00	60.11	89,520.43	148,937.00	60.11
133-0000	2.0 Overtime	31,325.88	146,619.00	21.37	31,325.88	146,619.00	21.37
161-0000	Mileage Stipend	623.00	0.00	0.00	623.00	0.00	0.00
	Total Salaries	1,803,424.55	8,408,992.00	21.45	1,803,424.55	8,408,992.00	21.45
200							
Employee Benefits							
221-0000	Life Insurance	1,227.04	166,555.00	.74	1,227.04	166,555.00	.74
222-0000	Medical Insurance	350,070.35	1,314,601.00	26.63	350,070.35	1,314,601.00	26.63
223-0000	Dental Insurance	17,620.71	268,696.00	6.56	17,620.71	268,696.00	6.56
224-0000	Vision Insurance	3,583.38	240,427.00	1.49	3,583.38	240,427.00	1.49
225-0000	Disability Insurance	111.32	490.00	22.72	111.32	490.00	22.72
237-0000	Admin Cash-in-Lieu	450.00	0.00	0.00	450.00	0.00	0.00
	Total Employee Benefits	373,062.80	1,990,769.00	18.74	373,062.80	1,990,769.00	18.74
300							
Purchased Services							
313-0000	Staff Development	0.00	5,408.00	0.00	0.00	5,408.00	0.00
315-0000	Food-Contracted	1,473.84	5,408.00	27.25	1,473.84	5,408.00	27.25
319-0000	Other Professional & Technical	91,914.20	367,212.00	25.03	91,914.20	367,212.00	25.03
321-0000	Sanitation Services	25,644.79	73,606.00	34.84	25,644.79	73,606.00	34.84
322-0000	Cleaning Services	0.00	30,042.00	0.00	0.00	30,042.00	0.00
323-0000	Repair & Maintenance	62,662.08	548,159.00	11.43	62,662.08	548,159.00	11.43

Income Statement

GL293 Date 09/22/23
Time 11:40

Company 20 - Operations & Maintenance Fund USD
Income Statement
For Period 1 Through 12 Ending June 30, 2024

Page 12

Fiscal Year 2024 Budget

99

Consolidated

Operations & Maintenance Fund

Consolidated

Account Nbr	Description	Period Amount	Period Budget	Pct Of Budget	Year To Date Amount	Year To Date Budget	Pct Of Budget
300	Purchased Services						
325-0000	Rentals	129,053.45	588,542.00	21.93	129,053.45	588,542.00	21.93
326-0000	Alarm System Services	9,159.67	108,160.00	8.47	9,159.67	108,160.00	8.47
333-0000	District Travel	252.20	0.00	0.00	252.20	0.00	0.00
347-0000	Telephone-Cellular	429.90	1,000.00	42.99	429.90	1,000.00	42.99
363-0000	Repair & Maint-Equip Elec	0.00	21,632.00	0.00	0.00	21,632.00	0.00
364-0000	Repair & Maint-Finishing Matl	1,520.00	76,080.00	2.00	1,520.00	76,080.00	2.00
365-0000	Repair & Maint-Plumbing	0.00	331,573.00	0.00	0.00	331,573.00	0.00
366-0000	Repair & Maint-Roofing	13,521.33	82,202.00	16.45	13,521.33	82,202.00	16.45
367-0000	Repair & Maint-HVAC	3,926.33	386,131.00	1.02	3,926.33	386,131.00	1.02
368-0000	Repair & Maint-Snowplowing	0.00	648,960.00	0.00	0.00	648,960.00	0.00
371-0000	Water/Sewer Services	62,659.99	505,025.00	12.41	62,659.99	505,025.00	12.41
385-0000	Unemployment Insurance	0.00	7,571.00	0.00	0.00	7,571.00	0.00
392-0000	License & Registrations	0.00	1,731.00	0.00	0.00	1,731.00	0.00
397-0000	Software Licensing	0.00	76,917.00	0.00	0.00	76,917.00	0.00
399-0000	Other Purchased Services	0.00	248,144.00	0.00	0.00	248,144.00	0.00
	Total Purchased Services	402,217.78	4,113,503.00	9.78	402,217.78	4,113,503.00	9.78
400	Supplies & Materials						
411-0000	Supplies-General	224,803.59	1,138,339.00	19.75	224,803.59	1,138,339.00	19.75
415-0000	Supplies-Computer	89.00	10,500.00	.85	89.00	10,500.00	.85
416-0000	Supplies-Athletic Fields	13,210.01	0.00	0.00	13,210.01	0.00	0.00
417-0000	Supplies-Uniform	4,403.86	46,509.00	9.47	4,403.86	46,509.00	9.47
418-0000	Supplies-B&G Schools	0.00	75,712.00	0.00	0.00	75,712.00	0.00
464-0000	Gasoline	929.67	39,856.00	2.33	929.67	39,856.00	2.33
465-0000	Natural Gas	59,654.27	783,650.00	7.61	59,654.27	783,650.00	7.61
466-0000	Electricity	462,744.19	2,283,229.00	20.27	462,744.19	2,283,229.00	20.27
481-0000	Equipment < \$500	11,392.99	86,622.00	13.15	11,392.99	86,622.00	13.15
482-0000	Parts-Transportation	0.00	3,000.00	0.00	0.00	3,000.00	0.00
484-0000	Computer Related Equip < \$500	0.00	21,632.00	0.00	0.00	21,632.00	0.00
485-0000	Supplies - Air Filters	10,233.36	56,351.00	18.16	10,233.36	56,351.00	18.16
486-0000	Supplies - Mop Heads Towels Ma	0.00	180,661.00	0.00	0.00	180,661.00	0.00
493-0000	Supplies-Equip Elec	8,090.97	115,000.00	7.04	8,090.97	115,000.00	7.04
494-0000	Supplies-Finishing Matl	36,426.13	274,186.00	13.29	36,426.13	274,186.00	13.29
495-0000	Supplies-Plumbing	12,421.67	80,038.00	15.52	12,421.67	80,038.00	15.52
496-0000	Supplies-Roofing	0.00	12,979.00	0.00	0.00	12,979.00	0.00
497-0000	Supplies-HVAC	35,045.00	324,480.00	10.80	35,045.00	324,480.00	10.80
498-0000	Supplies-Bagged Salt	0.00	32,448.00	0.00	0.00	32,448.00	0.00
499-0000	Supplies-Bulk Salt	0.00	48,672.00	0.00	0.00	48,672.00	0.00
	Total Supplies & Materials	879,444.71	5,613,864.00	15.67	879,444.71	5,613,864.00	15.67
500	Capital Outlay						
521-0000	Buildings	1,396.45	330,000.00	.42	1,396.45	330,000.00	.42
541-0000	Equipment	15,348.67-	782,850.00	1.96-	15,348.67-	782,850.00	1.96-
545-0000	Computer Equipment > \$5000	0.00	55,000.00	0.00	0.00	55,000.00	0.00

Income Statement

GL293 Date 09/22/23
Time 11:40

Company 20 - Operations & Maintenance Fund USD
Income Statement
For Period 1 Through 12 Ending June 30, 2024

Page 13

Fiscal Year 2024 Budget

99

Consolidated

Operations & Maintenance Fund Consolidated

Account Nbr	Description	Period Amount	Period Budget	Pct Of Budget	Year To Date Amount	Year To Date Budget	Pct Of Budget
500	Capital Outlay						
	Total Capital Outlay	13,952.22-	1,167,850.00	1.19-	13,952.22-	1,167,850.00	1.19-
600	Other Objects						
641-0000	Dues & Fees	0.00	9,000.00	0.00	0.00	9,000.00	0.00
661-0000	Transfers	0.00	2,489,420.00	0.00	0.00	2,489,420.00	0.00
	Total Other Objects	0.00	2,498,420.00	0.00	0.00	2,498,420.00	0.00
700	Transfers						
703-0000	Transfer Fund Balance	0.00	12,000,000.00	0.00	0.00	12,000,000.00	0.00
	Total Transfers	0.00	12,000,000.00	0.00	0.00	12,000,000.00	0.00
900	System Accounts						
750	Capital Outlay - Capitalized						
751-0000	Equipment < \$5000	22,905.73	251,027.00	9.12	22,905.73	251,027.00	9.12
	Total Capital Outlay - Capita	22,905.73	251,027.00	9.12	22,905.73	251,027.00	9.12
	Total System Accounts	22,905.73	251,027.00	9.12	22,905.73	251,027.00	9.12
	Total Expense	3,467,103.35	36,044,425.00	9.62	3,467,103.35	36,044,425.00	9.62
	Total Net Change in Fund Balan	1,643,577.68-	69,637.00	2360.21-	1,643,577.68-	69,637.00	2360.21-

Income Statement

GL293 Date 09/22/23
Time 11:40

Company 30 - Bond & Interest Fund
Income Statement
For Period 1 Through 12 Ending June 30, 2024

USD

Page 14

Fiscal Year 2024 Budget

99

Consolidated

Bond & Interest Fund

Consolidated

Account Nbr	Description	Period Amount	Period Budget	Pct Of Budget	Year To Date Amount	Year To Date Budget	Pct Of Budget
REVENUE							
Revenue							
LOCAL							
Revenue from Local Sources							
1111-0000	CUR YR General Levy	0.00	10,215,014.00	0.00	0.00	10,215,014.00	0.00
1112-0000	First PR YR General Levy	1,116,683.87	12,520,742.00	8.92	1,116,683.87	12,520,742.00	8.92
1511-0000	Interest on Investments	115,590.42	16,500.00	700.55	115,590.42	16,500.00	700.55
	Total Revenue from Local Sourc	1,232,274.29	22,752,256.00	5.42	1,232,274.29	22,752,256.00	5.42
OTHER SOURCE							
Other Financing Sources							
7992-0000	Other Source of Funds	0.00	2,489,420.00	0.00	0.00	2,489,420.00	0.00
	Total Other Financing Sources	0.00	2,489,420.00	0.00	0.00	2,489,420.00	0.00
	Total Revenue	1,232,274.29	25,241,676.00	4.88	1,232,274.29	25,241,676.00	4.88
EXPENSE							
Expense							
300							
Purchased Services							
319-0000	Other Professional & Technical	751.75	20,000.00	3.76	751.75	20,000.00	3.76
	Total Purchased Services	751.75	20,000.00	3.76	751.75	20,000.00	3.76
600							
Other Objects							
611-0000	Redemption of Principle	0.00	17,440,000.00	0.00	0.00	17,440,000.00	0.00
621-0000	Interest	0.00	7,889,313.00	0.00	0.00	7,889,313.00	0.00
	Total Other Objects	0.00	25,329,313.00	0.00	0.00	25,329,313.00	0.00
	Total Expense	751.75	25,349,313.00	0.00	751.75	25,349,313.00	0.00
	Total Net Change in Fund Balan	1,231,522.54	107,637.00-1144.14-		1,231,522.54	107,637.00-1144.14-	

Income Statement

GL293 Date 09/22/23
Time 11:40

Company 40 - Transportation Fund
Income Statement
For Period 1 Through 12 Ending June 30, 2024

USD

Page 15

Fiscal Year 2024 Budget

99

Consolidated

Transportation Fund

Consolidated

Account Nbr	Description	Period Amount	Period Budget	Pct Of Budget	Year To Date Amount	Year To Date Budget	Pct Of Budget
REVENUE							
Revenue							
LOCAL							
Revenue from Local Sources							
1111-0000	CUR YR General Levy	0.00	5,525,763.00	0.00	0.00	5,525,763.00	0.00
1112-0000	First PR YR General Levy	464,240.56	5,206,714.00	8.92	464,240.56	5,206,714.00	8.92
1511-0000	Interest on Investments	46,600.48	256,700.00	18.15	46,600.48	256,700.00	18.15
1994-0000	Field Trips	18,640.98	206,000.00	9.05	18,640.98	206,000.00	9.05
Total Revenue from Local Sourc		529,482.02	11,195,177.00	4.73	529,482.02	11,195,177.00	4.73
STATE							
Revenue from State Sources							
3500-0000	Transportation-Regular	1,113,875.74	3,704,597.00	30.07	1,113,875.74	3,704,597.00	30.07
3510-0000	Transportation-Special Ed	1,328,861.72	5,413,196.00	24.55	1,328,861.72	5,413,196.00	24.55
Total Revenue from State Sourc		2,442,737.46	9,117,793.00	26.79	2,442,737.46	9,117,793.00	26.79
Total Revenue		2,972,219.48	20,312,970.00	14.63	2,972,219.48	20,312,970.00	14.63
EXPENSE							
Expense							
100							
Salaries							
115-0000	Non-Certified Supervision/Head	26,813.52	116,192.00	23.08	26,813.52	116,192.00	23.08
116-0000	Non-Certified Sec/Spec	8,444.85	44,082.00	19.16	8,444.85	44,082.00	19.16
132-0000	1.5 Overtime	55.42	0.00	0.00	55.42	0.00	0.00
148-0000	Extra Pay-Non-Certified	611.45	0.00	0.00	611.45	0.00	0.00
149-0000	Extra Pay-Certified	41,887.50	0.00	0.00	41,887.50	0.00	0.00
161-0000	Mileage Stipend	623.00	0.00	0.00	623.00	0.00	0.00
Total Salaries		78,435.74	160,274.00	48.94	78,435.74	160,274.00	48.94
200							
Employee Benefits							
211-0000	Teachers Retirement (TRS)	256.19	0.00	0.00	256.19	0.00	0.00
218-0000	THIS Fund Employer Contributio	278.11	0.00	0.00	278.11	0.00	0.00
221-0000	Life Insurance	60.61	94.00	64.48	60.61	94.00	64.48
222-0000	Medical Insurance	9,008.28	39,861.00	22.60	9,008.28	39,861.00	22.60
223-0000	Dental Insurance	372.92	1,503.00	24.81	372.92	1,503.00	24.81
224-0000	Vision Insurance	88.64	358.00	24.76	88.64	358.00	24.76
225-0000	Disability Insurance	35.72	163.00	21.91	35.72	163.00	21.91
Total Employee Benefits		10,100.47	41,979.00	24.06	10,100.47	41,979.00	24.06
300							
Purchased Services							
319-0000	Other Professional & Technical	941.57	32,889.00	2.86	941.57	32,889.00	2.86
321-0000	Sanitation Services	479.01	15,538.00	3.08	479.01	15,538.00	3.08
323-0000	Repair & Maintenance	2,127.94	52,041.00	4.09	2,127.94	52,041.00	4.09
325-0000	Rentals	1,751.12	37,000.00	4.73	1,751.12	37,000.00	4.73
331-0000	Pupil Transportation-General	63,184.75	1,782,430.00	3.54	63,184.75	1,782,430.00	3.54
333-0000	District Travel	1,001.90	9,554.00	10.49	1,001.90	9,554.00	10.49

Income Statement

GL293 Date 09/22/23
Time 11:40

Company 40 - Transportation Fund
Income Statement
For Period 1 Through 12 Ending June 30, 2024

USD

Page 16

Fiscal Year 2024 Budget

99

Consolidated

Transportation Fund

Consolidated

Account Nbr	Description	Period Amount	Period Budget	Pct Of Budget	Year To Date Amount	Year To Date Budget	Pct Of Budget
300	Purchased Services						
334-0000	Professional Meetings	0.00	50.00	0.00	0.00	50.00	0.00
336-0000	Pupil Transportation-Field Tri	1,681.97	455,000.00	.37	1,681.97	455,000.00	.37
347-0000	Telephone-Cellular	78.00	320.00	24.38	78.00	320.00	24.38
361-0000	Printing & Binding	0.00	6,000.00	0.00	0.00	6,000.00	0.00
371-0000	Water/Sewer Services	411.72	7,000.00	5.88	411.72	7,000.00	5.88
389-0000	Insurance-Fire-Theft-All Other	0.00	49,200.00	0.00	0.00	49,200.00	0.00
392-0000	License & Registrations	0.00	500.00	0.00	0.00	500.00	0.00
394-0000	Managment Fees-Transportation	155,842.36	16,880,780.00	.92	155,842.36	16,880,780.00	.92
	Total Purchased Services	227,500.34	19,328,302.00	1.18	227,500.34	19,328,302.00	1.18
400	Supplies & Materials						
411-0000	Supplies-General	6,387.03	35,135.00	18.18	6,387.03	35,135.00	18.18
462-0000	Oil	3,777.45	55,415.00	6.82	3,777.45	55,415.00	6.82
464-0000	Gasoline	68,028.92	2,119,505.00	3.21	68,028.92	2,119,505.00	3.21
465-0000	Natural Gas	1,658.08	15,000.00	11.05	1,658.08	15,000.00	11.05
482-0000	Parts-Transportation	1,683.89	25,000.00	6.74	1,683.89	25,000.00	6.74
	Total Supplies & Materials	81,535.37	2,250,055.00	3.62	81,535.37	2,250,055.00	3.62
500	Capital Outlay						
531-0000	Improvements Other than Buildi	0.00	14,924.00	0.00	0.00	14,924.00	0.00
541-0000	Equipment	2,592.69-	75,000.00	3.46-	2,592.69-	75,000.00	3.46-
	Total Capital Outlay	2,592.69-	89,924.00	2.88-	2,592.69-	89,924.00	2.88-
900	System Accounts						
750	Capital Outlay - Capitalized						
751-0000	Equipment < \$5000	0.00	107,299.00	0.00	0.00	107,299.00	0.00
	Total Capital Outlay - Capita	0.00	107,299.00	0.00	0.00	107,299.00	0.00
	Total System Accounts	0.00	107,299.00	0.00	0.00	107,299.00	0.00
	Total Expense	394,979.23	21,977,833.00	1.80	394,979.23	21,977,833.00	1.80
	Total Net Change in Fund Balan	2,577,240.25	1,664,863.00-	154.80-	2,577,240.25	1,664,863.00-	154.80-

Income Statement

GL293 Date 09/22/23
Time 11:40

Company 50 - Municipal Retirement Fund USD
Income Statement
For Period 1 Through 12 Ending June 30, 2024

Page 17

Fiscal Year 2024 Budget 99

Consolidated

Municipal Retirement Fund

Consolidated

Account Nbr	Description	Period Amount	Period Budget	Pct Of Budget	Year To Date Amount	Year To Date Budget	Pct Of Budget
REVENUE							
Revenue							
LOCAL Revenue from Local Sources							
1111-0000	CUR YR General Levy	0.00	229,317.00	0.00	0.00	229,317.00	0.00
1112-0000	First PR YR General Levy	20,287.19	216,076.00	9.39	20,287.19	216,076.00	9.39
1511-0000	Interest on Investments	23,694.64	178,413.00	13.28	23,694.64	178,413.00	13.28
Total Revenue from Local Sourc		43,981.83	623,806.00	7.05	43,981.83	623,806.00	7.05
Total Revenue		43,981.83	623,806.00	7.05	43,981.83	623,806.00	7.05
EXPENSE							
Expense							
200 Employee Benefits							
212-0000	Municipal Retirement (IMRF)	404,225.06	2,536,530.00	15.94	404,225.06	2,536,530.00	15.94
Total Employee Benefits		404,225.06	2,536,530.00	15.94	404,225.06	2,536,530.00	15.94
Total Expense		404,225.06	2,536,530.00	15.94	404,225.06	2,536,530.00	15.94
Total Net Change in Fund Balan		360,243.23-	1,912,724.00-	18.83	360,243.23-	1,912,724.00-	18.83

Income Statement

GL293 Date 09/22/23
Time 11:40

Company 51 - Social Security/Medicare Fund USD
Income Statement
For Period 1 Through 12 Ending June 30, 2024

Page 18

Fiscal Year 2024 Budget

99

Consolidated

Social Security/Medicare Fund Consolidated

Account Nbr	Description	Period Amount	Period Budget	Pct Of Budget	Year To Date Amount	Year To Date Budget	Pct Of Budget
REVENUE							
Revenue							
LOCAL							
Revenue from Local Sources							
1151-0000	CUR YR Soc Sec/Medicare Levy	0.00	1,936,779.00	0.00	0.00	1,936,779.00	0.00
1152-0000	First PR YR Soc Sec/Medicare L	162,298.96	1,824,953.00	8.89	162,298.96	1,824,953.00	8.89
1231-0000	Corporate Personal Property Re	144,152.90	500,000.00	28.83	144,152.90	500,000.00	28.83
1511-0000	Interest on Investments	2,702.20	49,217.00	5.49	2,702.20	49,217.00	5.49
Total Revenue from Local Sourc		309,154.06	4,310,949.00	7.17	309,154.06	4,310,949.00	7.17
Total Revenue		309,154.06	4,310,949.00	7.17	309,154.06	4,310,949.00	7.17
EXPENSE							
Expense							
200							
Employee Benefits							
213-0000	Federal Insurance Contribution	375,089.27	2,138,021.00	17.54	375,089.27	2,138,021.00	17.54
214-0000	Medicare Only	351,638.75	2,440,925.00	14.41	351,638.75	2,440,925.00	14.41
Total Employee Benefits		726,728.02	4,578,946.00	15.87	726,728.02	4,578,946.00	15.87
Total Expense		726,728.02	4,578,946.00	15.87	726,728.02	4,578,946.00	15.87
Total Net Change in Fund Balan		417,573.96-	267,997.00-	155.81	417,573.96-	267,997.00-	155.81

Income Statement

GL293 Date 09/22/23
Time 11:40

Company 60 - Site & Construction Fund
Income Statement
For Period 1 Through 12 Ending June 30, 2024

USD

Page 19

Fiscal Year 2024 Budget

99

Consolidated

Site & Construction Fund

Consolidated

Account Nbr	Description	Period Amount	Period Budget	Pct Of Budget	Year To Date Amount	Year To Date Budget	Pct Of Budget
REVENUE							
Revenue							
LOCAL							
Revenue from Local Sources							
1192-0000	First PR YR Other Tax Levy	42,001.62-	0.00	0.00	42,001.62-	0.00	0.00
1195-0000	Property Tax Revenue Recapture	17,773.66	0.00	0.00	17,773.66	0.00	0.00
1231-0000	Corporate Personal Property Re	894,101.47	3,542,033.00	25.24	894,101.47	3,542,033.00	25.24
1511-0000	Interest on Investments	106,653.87	460,938.00	23.14	106,653.87	460,938.00	23.14
	Total Revenue from Local Sourc	976,527.38	4,002,971.00	24.40	976,527.38	4,002,971.00	24.40
STATE							
Revenue from State Sources							
3925-0000	Maintence Project Grants	0.00	50,000.00	0.00	0.00	50,000.00	0.00
	Total Revenue from State Sourc	0.00	50,000.00	0.00	0.00	50,000.00	0.00
FEDERAL							
Revenue from Federal Sources							
4943-0000	ESSER III	0.00	6,271,698.00	0.00	0.00	6,271,698.00	0.00
	Total Revenue from Federal Sou	0.00	6,271,698.00	0.00	0.00	6,271,698.00	0.00
OTHER SOURCE							
Other Financing Sources							
7800-0000	Transfer to Capital Projects F	0.00	12,000,000.00	0.00	0.00	12,000,000.00	0.00
	Total Other Financing Sources	0.00	12,000,000.00	0.00	0.00	12,000,000.00	0.00
	Total Revenue	976,527.38	22,324,669.00	4.37	976,527.38	22,324,669.00	4.37
EXPENSE							
Expense							
500							
Capital Outlay							
521-0000	Buildings	5,491,543.21	17,609,909.00	31.18	5,491,543.21	17,609,909.00	31.18
	Total Capital Outlay	5,491,543.21	17,609,909.00	31.18	5,491,543.21	17,609,909.00	31.18
	Total Expense	5,491,543.21	17,609,909.00	31.18	5,491,543.21	17,609,909.00	31.18
	Total Net Change in Fund Balan	4,515,015.83-	4,714,760.00	95.76-	4,515,015.83-	4,714,760.00	95.76-

Income Statement

GL293 Date 09/22/23
Time 11:40

Company 61 - Impact Fees Fund
Income Statement
For Period 1 Through 12 Ending June 30, 2024

USD

Page 20

Fiscal Year 2024 Budget

99

Consolidated

Impact Fees Fund

Consolidated

Account Nbr	Description	Period Amount	Period Budget	Pct Of Budget	Year To Date Amount	Year To Date Budget	Pct Of Budget
REVENUE							
Revenue							
LOCAL Revenue from Local Sources							
1511-0000	Interest on Investments	83,932.78	102,430.00	81.94	83,932.78	102,430.00	81.94
1931-0000	Impact Fees-East Dundee/West D	0.00	100,000.00	0.00	0.00	100,000.00	0.00
1937-0000	Impact Fees-Hampshire	1,346.51	100,000.00	1.35	1,346.51	100,000.00	1.35
1938-0000	Impact Fees-Gilberts	0.00	100,000.00	0.00	0.00	100,000.00	0.00
1939-0000	Impact Fees-Algonquin/Carpente	0.00	100,000.00	0.00	0.00	100,000.00	0.00
1941-0000	Technology E-Rate Revenue	0.00	101,435.00	0.00	0.00	101,435.00	0.00
1981-0000	ERATE Funding	0.00	101,435.00	0.00	0.00	101,435.00	0.00
Total Revenue from Local Sourc		85,279.29	705,300.00	12.09	85,279.29	705,300.00	12.09
Total Revenue		85,279.29	705,300.00	12.09	85,279.29	705,300.00	12.09
EXPENSE							
Expense							
Total Net Change in Fund Balan		85,279.29	705,300.00	12.09	85,279.29	705,300.00	12.09

Income Statement

GL293 Date 09/22/23
Time 11:40

Company 70 - Working Capital Fund
Income Statement
For Period 1 Through 12 Ending June 30, 2024

USD

Page 21

Fiscal Year 2024 Budget

99

Consolidated

Working Capital Fund

Consolidated

Account Nbr	Description	Period Amount	Period Budget	Pct Of Budget	Year To Date Amount	Year To Date Budget	Pct Of Budget
REVENUE							
Revenue							
LOCAL Revenue from Local Sources							
1111-0000	CUR YR General Levy	0.00	2,533.00	0.00	0.00	2,533.00	0.00
1112-0000	First PR YR General Levy	208.60	2,386.00	8.74	208.60	2,386.00	8.74
1511-0000	Interest on Investments	213,184.77	1,768,112.00	12.06	213,184.77	1,768,112.00	12.06
Total Revenue from Local Sourc		213,393.37	1,773,031.00	12.04	213,393.37	1,773,031.00	12.04
Total Revenue		213,393.37	1,773,031.00	12.04	213,393.37	1,773,031.00	12.04
EXPENSE							
Expense							
Total Net Change in Fund Balan		213,393.37	1,773,031.00	12.04	213,393.37	1,773,031.00	12.04

Income Statement

GL293 Date 09/22/23
Time 11:40

Company 80 - Tort Immunity Fund
Income Statement
For Period 1 Through 12 Ending June 30, 2024

USD

Page 22

Fiscal Year 2024 Budget

99

Consolidated

Tort Immunity Fund

Consolidated

Account Nbr	Description	Period Amount	Period Budget	Pct Of Budget	Year To Date Amount	Year To Date Budget	Pct Of Budget
REVENUE							
Revenue							
LOCAL Revenue from Local Sources							
1121-0000	CUR YR Tort Immunity Levy	107,517.88	1,279,298.00	8.40	107,517.88	1,279,298.00	8.40
1122-0000	First PR YR Tort Immunity Levy	0.00	1,205,433.00	0.00	0.00	1,205,433.00	0.00
1511-0000	Interest on Investments	0.00	200.00	0.00	0.00	200.00	0.00
Total Revenue from Local Sourc		107,517.88	2,484,931.00	4.33	107,517.88	2,484,931.00	4.33
Total Revenue		107,517.88	2,484,931.00	4.33	107,517.88	2,484,931.00	4.33
EXPENSE							
Expense							
300 Purchased Services							
382-0000	Fidelity Bond Premiums	13,968.00	40,000.00	34.92	13,968.00	40,000.00	34.92
383-0000	Worker's Compensation Insuranc	1,167,961.00	1,168,000.00	100.00	1,167,961.00	1,168,000.00	100.00
389-0000	Insurance-Fire-Theft-All Other	1,123,942.00	1,124,000.00	99.99	1,123,942.00	1,124,000.00	99.99
Total Purchased Services		2,305,871.00	2,332,000.00	98.88	2,305,871.00	2,332,000.00	98.88
Total Expense		2,305,871.00	2,332,000.00	98.88	2,305,871.00	2,332,000.00	98.88
Total Net Change in Fund Balan		2,198,353.12-	152,931.00	1437.48-	2,198,353.12-	152,931.00	1437.48-

District Type:

- School District
- Joint Agreement

ILLINOIS STATE BOARD OF EDUCATION
School Business Services Division

SCHOOL DISTRICT/JOINT AGREEMENT BUDGET FORM *
July 1, 2023 - June 30, 2024

Accounting Basis:

- Cash
- Accrual

Balanced budget; no Deficit Reduction Plan is required.

Is this an amended budget? _____

Date of Amended Budget: _____

(MM/DD/YY)

District Name: _____

CUSD 300

District RCDT No: _____

31045300026

If your FY2023 AFR states that you need to do a deficit reduction plan and your FY2024 budget is balanced, please state the measures you took to have your budget become balanced. (Bckgrnd-Assumpt 25-26)

Budget of CUSD 300, County of Kane/McHenry/Cook/DeKalb,
State of Illinois, for the Fiscal Year beginning July 1, 2023 and ending June 30, 2024.

WHEREAS the Board of Education of CUSD 300,
County of Kane/McHenry/Cook/DeKalb, State of Illinois, caused to be prepared in tentative form a budget, and the Secretary of this Board has made the same conveniently available to public inspection for at least thirty days prior to final action thereon;

AND WHEREAS a public hearing was held as to such budget on the 26 day of September, 2023, notice of said hearing was given at least thirty days prior thereto as required by law, and all other legal requirements have been complied with;

NOW, THEREFORE, Be it resolved by the Board of Education of said district as follows:

Section 1: That the fiscal year of this school district be and the same hereby is fixed and declared to be beginning July 1, 2023 and ending June 30, 2024.

Section 2: That the following budget containing an estimate of amounts available in each Fund, separately, and expenditures from each be and the same is hereby adopted as the budget of this school district for said fiscal year.

ADOPTION OF BUDGET

The budget shall be approved and signed below by members of the School Board. Adopted this 26 day of September, 2023 by a roll call vote of _____ Yeas, and _____ Nays, to wit:

** MEMBERS VOTING YEA:	** MEMBERS VOTING NAY:

* Based on the 23 Illinois Administrative Code-Part 100 and inconformity with Section 17-1 of the School Code.
 ** Type in the members who voted "YEA" nor "NAY". Actual school board member signatures are not required for electronic submission.
 (1) A certified copy of this document must be filed with the county clerk within 30 days of adoption as required by Section 18-50 of the Property Tax Code (35 ILCS 200/18-50).
 (2) Districts are required to submit the adopted/amended budget electronically to ISBE within 30 days of adoption or by October 30, whichever comes first. Budgets are submitted to **School Finance Report (SFR)**: <https://sec1.isbe.net/attachmqr/default.aspx>
 Please type the member signatures before submitting to ISBE. We do not accept PDF copies.

	A	B	C	D	E	F	G	H	I	J	K	L
1	<i>Begin entering data on EstRev 6-11 and EstExp 12-20 tabs.</i>		(10)	(20)	(30)	(40)	(50)	(60)	(70)	(80)	(90)	
2	Description: Enter Whole Numbers Only	Acct #	Educational	Operations & Maintenance	Debt Service	Transportation	Municipal Retirement/ Social Security	Capital Projects	Working Cash	Tort	Fire Prevention & Safety	
3	ESTIMATED BEGINNING FUND BALANCE (without Student Activity Funds) ¹ as of July 1, 2023		64,656,744	16,861,774	7,962,412	8,576,339	5,075,697	35,287,337	39,849,215	839,561	0	
4	RECEIPTS/REVENUES (without Student Activity Funds)											
5	LOCAL SOURCES	1000	173,741,042	36,114,062	25,241,676	11,195,177	4,934,755	4,708,271	1,773,031	2,484,931	0	
6	FLOW-THROUGH RECEIPTS/REVENUES FROM ONE DISTRICT TO ANOTHER DISTRICT	2000	0	0		0	0					
7	STATE SOURCES	3000	84,018,755	0	0	9,117,793	0	50,000	0	0	0	
8	FEDERAL SOURCES	4000	29,174,647	0	0	0	0	6,271,698	0	0	0	
9	Total Direct Receipts/Revenues ⁸		286,934,444	36,114,062	25,241,676	20,312,970	4,934,755	11,029,969	1,773,031	2,484,931	0	
10	Receipts/Revenues for "On Behalf" Payments ²	3998										
11	Total Receipts/Revenues		286,934,444	36,114,062	25,241,676	20,312,970	4,934,755	11,029,969	1,773,031	2,484,931	0	
12	DISBURSEMENTS/EXPENDITURES (without Student Activity Funds)											
13	INSTRUCTION	1000	189,057,724				2,687,025			0	0	
14	SUPPORT SERVICES	2000	86,005,960	21,555,005		21,977,833	4,294,102	17,609,909		2,332,000	0	
15	COMMUNITY SERVICES	3000	2,645,684	0		0	134,349			0	0	
16	PAYMENTS TO OTHER DISTRICTS & GOVT UNITS	4000	4,180,358	0	0	0	0	0		0	0	
17	DEBT SERVICES	5000	0	0	25,349,313	0	0			0	0	
18	PROVISION FOR CONTINGENCIES	6000	0	0	0	0	0	0		0	0	
19	Total Direct Disbursements/Expenditures ⁹		281,889,726	21,555,005	25,349,313	21,977,833	7,115,476	17,609,909		2,332,000	0	
20	Disbursements/Expenditures for "On Behalf" Payments ²	4180	0	0	0	0	0	0		0	0	
21	Total Disbursements/Expenditures		281,889,726	21,555,005	25,349,313	21,977,833	7,115,476	17,609,909		2,332,000	0	
22	Excess of Direct Receipts/Revenues Over (Under) Direct Disbursements/Expenditures		5,044,718	14,559,057	(107,637)	(1,664,863)	(2,180,721)	(6,579,940)	1,773,031	152,931	0	
23	OTHER SOURCES/USES OF FUNDS											
24	OTHER SOURCES OF FUNDS (7000)											
25	PERMANENT TRANSFER FROM VARIOUS FUNDS											
26	Abolishment the Working Cash Fund ¹⁶	7110										
27	Abatement of the Working Cash Fund ¹⁶	7110										
28	Transfer of Working Cash Fund Interest	7120										
29	Transfer Among Funds	7130										
30	Transfer of Interest	7140										
31	Transfer from Capital Projects Fund to O&M Fund	7150		0								
32	Transfer of Excess Fire Prev & Safety Tax & Interest ³ Proceeds to O&M Fund	7160		0								
33	Transfer of Excess Accumulated Fire Prev & Safety Bond and Int ^{3a} Proceeds to Debt Service Fund	7170			0							
34	SALE OF BONDS (7200)											
35	Principal on Bonds Sold ⁴	7210										
36	Premium on Bonds Sold	7220										
37	Accrued Interest on Bonds Sold	7230										
38	Sale or Compensation for Fixed Assets ⁵	7300										
39	Transfer to Debt Service to Pay Principal on GASB 87 Leases	7400			0							
40	Transfer to Debt Service to Pay Interest on GASB 87 Leases	7500			0							
41	Transfer to Debt Service Fund to Pay Principal on Revenue Bonds	7600			0							
42	Transfer to Debt Service Fund to Pay Interest on Revenue Bonds	7700			0							
43	Transfer to Capital Projects Fund	7800						12,000,000				
44	ISBE Loan Proceeds	7900										
45	Other Sources Not Classified Elsewhere	7990										
46	Total Other Sources of Funds ⁸		0	0	0	0	0	12,000,000	0	0	0	

	A	B	C	D	E	F	G	H	I	J	K	L
1	<i>Begin entering data on EstRev 6-11 and EstExp 12-20 tabs.</i>		(10)	(20)	(30)	(40)	(50)	(60)	(70)	(80)	(90)	
2	Description: Enter Whole Numbers Only	Acct #	Educational	Operations & Maintenance	Debt Service	Transportation	Municipal Retirement/ Social Security	Capital Projects	Working Cash	Tort	Fire Prevention & Safety	
47	OTHER USES OF FUNDS (8000)											
49	TRANSFER TO VARIOUS OTHER FUNDS (8100)											
50	Abolishment or Abatement of the Working Cash Fund ¹⁶	8110							0			
51	Transfer of Working Cash Fund Interest	8120							0			
52	Transfer Among Funds	8130										
53	Transfer of Interest ⁶	8140										
54	Transfer from Capital Projects Fund to O&M Fund	8150										
55	Transfer of Excess Fire Prev & Safety Tax & Interest ³ Proceeds to O&M Fund	8160										
56	Transfer of Excess Accumulated Fire Prev & Safety Bond ^{3a} and Int Proceeds to Debt Service Fund	8170										
57	Taxes Pledged to Pay Principal on GASB 87 Leases	8410										
58	Grants/Reimbursements Pledged to Pay Principal on GASB 87 Leases	8420										
59	Other Revenues Pledged to Pay Principal on GASB 87 Leases	8430										
60	Fund Balance Transfers Pledged to Pay Principal on GASB 87 Leases	8440										
61	Taxes Pledged to Pay Interest on GASB 87 Leases	8510										
62	Grants/Reimbursements Pledged to Pay Interest on GASB 87 Leases	8520										
63	Other Revenues Pledged to Pay Interest on GASB 87 Leases	8530										
64	Fund Balance Transfers Pledged to Pay Interest on GASB 87 Leases	8540										
65	Taxes Pledged to Pay Principal on Revenue Bonds	8610										
66	Grants/Reimbursements Pledged to Pay Principal on Revenue Bonds	8620										
67	Other Revenues Pledged to Pay Principal on Revenue Bonds	8630										
68	Fund Balance Transfers Pledged to Pay Principal on Revenue Bonds	8640										
69	Taxes Pledged to Pay Interest on Revenue Bonds	8710										
70	Grants/Reimbursements Pledged to Pay Interest on Revenue Bonds	8720										
71	Other Revenues Pledged to Pay Interest on Revenue Bonds	8730										
72	Fund Balance Transfers Pledged to Pay Interest on Revenue Bonds	8740										
73	Taxes Transferred to Pay for Capital Projects	8810										
74	Grants/Reimbursements Pledged to Pay for Capital Projects	8820										
75	Other Revenues Pledged to Pay for Capital Projects	8830										
76	Fund Balance Transfers Pledged to Pay for Capital Projects	8840		12,000,000								
77	Transfer to Debt Service Fund to Pay Principal on ISBE Loans	8910										
78	Other Uses Not Classified Elsewhere	8990		2,489,420								
79	Total Other Uses of Funds ⁹		0	14,489,420	0	0	0	0	0	0	0	0
80	Total Other Sources/Uses of Fund		0	(14,489,420)	0	0	0	12,000,000	0	0	0	0
81	ESTIMATED ENDING FUND BALANCE (without Student Activity Funds) as of June 30, 2024		69,701,462	16,931,411	7,854,775	6,911,476	2,894,976	40,707,397	41,622,246	992,492	0	0
82	Student Activity (Fund 11) ESTIMATED BEGINNING FUND BALANCE as of July 1, 2023		980,117									
84	RECEIPTS/REVENUES (For Student Activity Funds)											
85	Total Student Activity Direct Receipts/Revenues (Local Sources)	1799	0									
86	DISBURSEMENTS/EXPENDITURES (For Student Activity Funds)											
87	Total Student Activity Direct Disbursements/Expenditures	1999	0									
88	Excess of Direct Receipts/Revenues Over (Under) Direct Disbursements/Expenditures		0									
89	Student Activity ESTIMATED ENDING FUND BALANCE as of June 30, 2024		980,117									
90												

	A	B	C	D	E	F	G	H	I	J	K	L
1	<i>Begin entering data on EstRev 6-11 and EstExp 12-20 tabs.</i>		(10)	(20)	(30)	(40)	(50)	(60)	(70)	(80)	(90)	
2	Description: Enter Whole Numbers Only	Acct #	Educational	Operations & Maintenance	Debt Service	Transportation	Municipal Retirement/ Social Security	Capital Projects	Working Cash	Tort	Fire Prevention & Safety	
91	Total ESTIMATED BEGINNING FUND BALANCE (All Sources including Student Activity Funds) as of July 1, 2023		65,636,861	16,861,774	7,962,412	8,576,339	5,075,697	35,287,337	39,849,215	839,561	0	
92	RECEIPTS/REVENUES (All Sources with Student Activity Funds)											
93	LOCAL SOURCES	1000	173,741,042	36,114,062	25,241,676	11,195,177	4,934,755	4,708,271	1,773,031	2,484,931	0	
94	FLOW-THROUGH RECEIPTS/REVENUES FROM ONE DISTRICT TO ANOTHER DISTRICT	2000										
95	STATE SOURCES	3000	84,018,755	0	0	9,117,793	0	50,000	0	0	0	
96	FEDERAL SOURCES	4000	29,174,647	0	0	0	0	6,271,698	0	0	0	
97	Total Direct Receipts/Revenues⁸		286,934,444	36,114,062	25,241,676	20,312,970	4,934,755	11,029,969	1,773,031	2,484,931	0	
98	Receipts/Revenues for "On Behalf" Payments ²	3998	0	0	0	0	0	0	0	0	0	
99	Total Receipts/Revenues		286,934,444	36,114,062	25,241,676	20,312,970	4,934,755	11,029,969	1,773,031	2,484,931	0	
100	DISBURSEMENTS/EXPENDITURES (All Sources with Student Activity Funds)											
101	INSTRUCTION	1000	189,057,724				2,687,025			0		
102	SUPPORT SERVICES	2000	86,005,960	21,555,005		21,977,833	4,294,102	17,609,909		2,332,000	0	
103	COMMUNITY SERVICES	3000	2,645,684	0		0	134,349			0		
104	PAYMENTS TO OTHER DISTRICTS & GOVT UNITS	4000	4,180,358	0	0	0	0	0		0	0	
105	DEBT SERVICES	5000	0	0	25,349,313	0	0			0	0	
106	PROVISION FOR CONTINGENCIES	6000	0	0	0	0	0	0		0	0	
107	Total Direct Disbursements/Expenditures⁹		281,889,726	21,555,005	25,349,313	21,977,833	7,115,476	17,609,909		2,332,000	0	
108	Disbursements/Expenditures for "On Behalf" Payments ²	4180	0	0	0	0	0	0		0	0	
109	Total Disbursements/Expenditures		281,889,726	21,555,005	25,349,313	21,977,833	7,115,476	17,609,909		2,332,000	0	
110	Excess of Direct Receipts/Revenues Over (Under) Direct Disbursements/Expenditures		5,044,718	14,559,057	(107,637)	(1,664,863)	(2,180,721)	(6,579,940)	1,773,031	152,931	0	
111	OTHER SOURCES/USES OF FUNDS											
112	OTHER SOURCES OF FUNDS (7000)											
113	Total Other Sources of Funds⁸		0	0	0	0	0	12,000,000	0	0	0	
114	OTHER USES OF FUNDS (8000)											
116	Total Other Uses of Funds⁹		0	14,489,420	0	0	0	0	0	0	0	
117	Total Other Sources/Uses of Fund		0	(14,489,420)	0	0	0	12,000,000	0	0	0	
118	ESTIMATED ENDING FUND BALANCE (All Sources with Student Activity Funds) as of June 30, 2024		70,681,579	16,931,411	7,854,775	6,911,476	2,894,976	40,707,397	41,622,246	992,492	0	
119												
120	SUMMARY OF EXPENDITURES Without Student Activity Funds (by Major Object)											
121			(10)	(20)	(30)	(40)	(50)	(60)	(70)	(80)	(90)	Total By Object
122	Description	Acct #	Educational	Operations & Maintenance	Debt Service	Transportation	Municipal Retirement/ Social Security	Capital Projects	Working Cash	Tort	Fire Prevention & Safety	
123	Object Name											
124	Salaries	100	170,671,144	8,408,992		160,274		0		0	0	179,240,410
125	Employee Benefits	200	46,541,074	1,990,769		41,979	7,115,476	0		0	0	55,689,298
126	Purchased Services	300	35,744,174	4,113,503	20,000	19,328,302		0		2,332,000	0	61,537,979
127	Supplies & Materials	400	10,158,748	5,613,864		2,250,055		0		0	0	18,022,667
128	Capital Outlay	500	168,444	1,167,850		89,924		17,609,909		0	0	19,036,127
129	Other Objects	600	10,202,895	9,000	25,329,313	0	0	0		0	0	35,541,208
130	Non-Capitalized Equipment	700	8,403,247	251,027		107,299		0		0	0	8,761,573
131	Termination Benefits	800	0	0		0				0		0
132	Total Expenditures		281,889,726	21,555,005	25,349,313	21,977,833	7,115,476	17,609,909		2,332,000	0	377,829,262

1	A	B	C	D	E	F	G	H	I	J	K
2	Description: Enter Whole Numbers Only	Acct #	(10) Educational	(20) Operations & Maintenance	(30) Debt Service	(40) Transportation	(50) Municipal Retirement/ Social Security	(60) Capital Projects	(70) Working Cash	(80) Tort	(90) Fire Prevention & Safety
3	BEGINNING CASH BALANCE ON HAND (without Student Activity Funds)7 as of July 1, 2023		64,656,744	16,861,774	7,962,412	8,576,339	5,075,697	35,287,337	39,849,215	839,561	0
4	Total Direct Receipts & Other Sources ⁸		286,934,444	36,114,062	25,241,676	20,312,970	4,934,755	23,029,969	1,773,031	2,484,931	0
5	OTHER RECEIPTS										
6	Interfund Loans Payable (Loans from Other Funds)	411									
7	Interfund Loans Receivable (Repayment of Loans)	141									
8	Notes and Warrants Payable	433									
9	Other Current Assets	199									
10	Total Other Receipts		0	0	0	0	0	0	0	0	0
11	Total Direct Receipts, Other Sources, & Other Receipts		286,934,444	36,114,062	25,241,676	20,312,970	4,934,755	23,029,969	1,773,031	2,484,931	0
12	Total Amount Available		351,591,188	52,975,836	33,204,088	28,889,309	10,010,452	58,317,306	41,622,246	3,324,492	0
13	Total Direct Disbursements & Other Uses ⁹		281,889,726	36,044,425	25,349,313	21,977,833	7,115,476	17,609,909	0	2,332,000	0
14	OTHER DISBURSEMENTS										
15	Interfund Loans Receivable (Loans to Other Funds) ¹⁰	141									
16	Interfund Loans Payable (Repayment of Loans)	411									
17	Notes and Warrants Payable	433									
18	Other Current Liabilities	499									
19	Total Other Disbursements		0	0	0	0	0	0	0	0	0
20	Total Direct Disbursements, Other Uses, & Other Disbursements		281,889,726	36,044,425	25,349,313	21,977,833	7,115,476	17,609,909	0	2,332,000	0
21	ENDING CASH BALANCE ON HAND (without Student Activity Funds) as of June 30, 2024		69,701,462	16,931,411	7,854,775	6,911,476	2,894,976	40,707,397	41,622,246	992,492	0
22											
23	Activity Funds BEGINNING CASH BALANCE ON HAND⁷ as of July 1, 2023		980,117								
24	Total Direct Receipts & Other Sources ⁸		0								
25	Total Amount Available		980,117								
26	Total Direct Disbursements & Other Uses ⁹		0								
27	Activity funds ENDING CASH BALANCE ON HAND⁷ as of June 30, 2024		980,117								
28											
29	Total BEGINNING CASH BALANCE ON HAND (with Student Activity Funds)7 as of July 1, 2023		65,636,861	16,861,774	7,962,412	8,576,339	5,075,697	35,287,337	39,849,215	839,561	0
30	Total Direct Receipts & Other Sources ⁸		286,934,444	36,114,062	25,241,676	20,312,970	4,934,755	23,029,969	1,773,031	2,484,931	0
31	Total Other Receipts		0	0	0	0	0	0	0	0	0
32	Total Direct Receipts, Other Sources, & Other Receipts		286,934,444	36,114,062	25,241,676	20,312,970	4,934,755	23,029,969	1,773,031	2,484,931	0
33	Total Amount Available		352,571,305	52,975,836	33,204,088	28,889,309	10,010,452	58,317,306	41,622,246	3,324,492	0
34	Total Direct Disbursements & Other Uses ⁹		281,889,726	36,044,425	25,349,313	21,977,833	7,115,476	17,609,909	0	2,332,000	0
35	Total Other Disbursements		0	0	0	0	0	0	0	0	0
36	Total Direct Disbursements, Other Uses, & Other Disbursements		281,889,726	36,044,425	25,349,313	21,977,833	7,115,476	17,609,909	0	2,332,000	0
37	Total ENDING CASH BALANCE ON HAND (with Student Activity Funds)7 as of June 30, 2024		70,681,579	16,931,411	7,854,775	6,911,476	2,894,976	40,707,397	41,622,246	992,492	0

	A	B	C	D	E	F	G	H	I	J	K
1			(10)	(20)	(30)	(40)	(50)	(60)	(70)	(80)	(90)
2	Description: Enter Whole Numbers Only	Acct #	Educational	Operations & Maintenance	Debt Service	Transportation	Municipal Retirement/ Social Security	Capital Projects	Working Cash	Tort	Fire Prevention & Safety
3	RECEIPTS/REVENUES FROM LOCAL SOURCES (1000)										
4	AD VALOREM TAXES LEVIED BY LOCAL EDUCATION AGENCY	1100									
5	Designated Purposes Levies ^{11 (1110-1120)}	-	130,026,343	34,681,742	25,225,176	10,732,477	445,393		4,919	2,484,731	
6	Leasing Purposes Levy ¹²	1130									
7	Special Education Purposes Levy	1140	34,975,859								
8	FICA and Medicare Only Levies	1150					3,761,732				
9	Area Vocational Construction Purposes Levy	1160									
10	Summer School Purposes Levy	1170									
11	Other Tax Levies <i>(Describe & Itemize)</i>	1190									
12	Total Ad Valorem Taxes Levied by District		165,002,202	34,681,742	25,225,176	10,732,477	4,207,125	0	4,919	2,484,731	0
13	PAYMENTS IN LIEU OF TAXES	1200									
14	Mobile Home Privilege Tax	1210									
15	Payments from Local Housing Authority	1220									
16	Corporate Personal Property Replacement Taxes ¹³	1230					500,000	3,542,033			
17	Other Payments in Lieu of Taxes <i>(Describe & Itemize)</i>	1290									
18	Total Payments in Lieu of Taxes		0	0	0	0	500,000	3,542,033	0	0	0
19	TUITION	1300									
20	Regular Tuition from Pupils or Parents (In State)	1311	36,000								
21	Regular Tuition from Other Districts (In State)	1312									
22	Regular Tuition from Other Sources (In State)	1313									
23	Regular Tuition from Other Sources (Out of State)	1314									
24	Summer School Tuition from Pupils or Parents (In State)	1321									
25	Summer School Tuition from Other Districts (In State)	1322									
26	Summer School Tuition from Other Sources (In State)	1323									
27	Summer School Tuition from Other Sources (Out of State)	1324									
28	CTE Tuition from Pupils or Parents (In State)	1331									
29	CTE Tuition from Other Districts (In State)	1332									
30	CTE Tuition from Other Sources (In State)	1333									
31	CTE Tuition from Other Sources (Out of State)	1334									
32	Special Education Tuition from Pupils or Parents (In State)	1341									
33	Special Education Tuition from Other Districts (In State)	1342									
34	Special Education Tuition from Other Sources (In State)	1343									
35	Special Education Tuition from Other Sources (Out of State)	1344									
36	Adult Tuition from Pupils or Parents (In State)	1351									
37	Adult Tuition from Other Districts (In State)	1352									
38	Adult Tuition from Other Sources (In State)	1353									
39	Adult Tuition from Other Sources (Out of State)	1354									
40	Total Tuition		36,000								
41	TRANSPORTATION FEES	1400									
42	Regular Transportation Fees from Pupils or Parents (In State)	1411									
43	Regular Transportation Fees from Other Districts (In State)	1412									
44	Regular Transportation Fees from Other Sources (In State)	1413									
45	Regular Transportation Fees from Co-curricular Activities (In State)	1415									
46	Regular Transportation Fees from Other Sources (Out of State)	1416									
47	Summer School Transportation Fees from Pupils or Parents (In State)	1421									
48	Summer School Transportation Fees from Other Districts (In State)	1422									
49	Summer School Transportation Fees from Other Sources (In State)	1423									
50	Summer School Transportation Fees from Other Sources (Out of State)	1424									
51	CTE Transportation Fees from Pupils or Parents (In State)	1431									
52	CTE Transportation Fees from Other Districts (In State)	1432									
53	CTE Transportation Fees from Other Sources (In State)	1433									
54	CTE Transportation Fees from Other Sources (Out of State)	1434									
55	Special Education Transportation Fees from Pupils or Parents (In State)	1441									
56	Special Education Transportation Fees from Other Districts (In State)	1442									
57	Special Education Transportation Fees from Other Sources (In State)	1443									
58	Special Education Transportation Fees from Other Sources (Out of State)	1444									

1	A	B	C	D	E	F	G	H	I	J	K
2	Description: Enter Whole Numbers Only	Acct #	(10) Educational	(20) Operations & Maintenance	(30) Debt Service	(40) Transportation	(50) Municipal Retirement/ Social Security	(60) Capital Projects	(70) Working Cash	(80) Tort	(90) Fire Prevention & Safety
59	Adult Transportation Fees from Pupils or Parents (In State)	1451									
60	Adult Transportation Fees from Other Districts (In State)	1452									
61	Adult Transportation Fees from Other Sources (In State)	1453									
62	Adult Transportation Fees from Other Sources (Out of State)	1454									
63	Total Transportation Fees					0					
64	EARNINGS ON INVESTMENTS	1500									
65	Interest on Investments	1510	2,634,843	429,460	16,500	256,700	227,630	563,368	1,768,112	200	
66	Gain or Loss on Sale of Investments	1520									
67	Total Earnings on Investments		2,634,843	429,460	16,500	256,700	227,630	563,368	1,768,112	200	0
68	FOOD SERVICE	1600									
69	Sales to Pupils - Lunch	1611	1,500,000								
70	Sales to Pupils - Breakfast	1612	150,000								
71	Sales to Pupils - A la Carte	1613	750,000								
72	Sales to Pupils - Other (Describe & Itemize)	1614									
73	Sales to Adults	1620	75,000								
74	Other Food Service (Describe & Itemize)	1690	53,000								
75	Total Food Service		2,528,000								
76	DISTRICT/SCHOOL ACTIVITY INCOME	1700									
77	Admissions - Athletic	1711									
78	Admissions - Other	1719									
79	Fees	1720	439,500								
80	Book Store Sales	1730									
81	Other District/School Activity Revenue (Describe & Itemize)	1790	49,000	162,156							
82	Student Activity Fund Revenues	1799									
83	Total District/School Activity Income (without Student Activity Funds 1799)		488,500	162,156							
84	Total District/School Activity Income (with Student Activity Funds 1799)		488,500								
85	TEXTBOOK INCOME	1800									
86	Textbook Rentals - Regular Textbooks	1811	221,000								
87	Textbook Rentals - Summer School Textbooks	1812	2,720								
88	Textbook Rentals - Adult/Continuing Education Textbooks	1813									
89	Textbook Rentals - Other (Describe & Itemize)	1819	5,300								
90	Textbook Sales - Regular Textbooks	1821									
91	Textbook Sales - Summer School	1822									
92	Textbook Sales - Adult/Continuing Education	1823									
93	Textbook Sales - Other (Describe & Itemize)	1829									
94	Other Textbook Income (Describe & Itemize)	1890	48,500								
95	Total Textbooks		277,520								
96	OTHER REVENUE FROM LOCAL SOURCES	1900									
97	Rentals	1910		69,244							
98	Contributions and Donations from Private Sources	1920	13,500								
99	Impact Fees from Municipal or County Governments	1930						400,000			
100	Services Provided Other Districts	1940	193,000								
101	Refund of Prior Years' Expenditures	1950	160,000	1,613							
102	Payments of Surplus Moneys from TIF Districts	1960									
103	Drivers' Education Fees	1970									
104	Proceeds from Vendors' Contracts	1980						101,435			
105	School Facility Occupation Tax Proceeds	1983									
106	Payment from Other Districts	1991	350,000								
107	Sale of Vocational Projects	1992									
108	Other Local Fees (Describe & Itemize)	1993									
109	Other Local Revenues (Describe & Itemize)	1999	2,057,477	769,847		206,000		101,435			
110	Total Other Revenue from Local Sources		2,773,977	840,704	0	206,000	0	602,870	0	0	0
111	Total Receipts/Revenues from Local Sources (without Student Activity Funds 1799)	1000	173,741,042	36,114,062	25,241,676	11,195,177	4,934,755	4,708,271	1,773,031	2,484,931	0
112	Total Receipts/Revenues from Local Sources (with Student Activity Funds 1799)		173,741,042								

1	A	B	C	D	E	F	G	H	I	J	K
2	Description: Enter Whole Numbers Only	Acct #	(10) Educational	(20) Operations & Maintenance	(30) Debt Service	(40) Transportation	(50) Municipal Retirement/ Social Security	(60) Capital Projects	(70) Working Cash	(80) Tort	(90) Fire Prevention & Safety
113	FLOW-THROUGH RECEIPTS/REVENUES FROM ONE DISTRICT TO ANOTHER DISTRICT (2000)										
114	Flow-Through Revenue from State Sources	2100									
115	Flow-Through Revenue from Federal Sources	2200									
116	Other Flow-Through Revenue (Describe & Itemize)	2300									
117	Total Flow-Through Receipts/Revenues From One District to Another District	2000	0	0		0	0				
118	RECEIPTS/REVENUES FROM STATE SOURCES (3000)										
119	UNRESTRICTED GRANTS-IN-AID (3001-3099)										
120	Evidence Based Funding Formula (Section 18-8.15)	3001	73,723,688								
121	Reorganization Incentives (Accounts 3005-3021)	3005									
122	Fast Growth District Grants	3030									
123	Other Unrestricted Grants-In-Aid From State Sources (Describe & Itemize)	3099									
124	Total Unrestricted Grants-In-Aid		73,723,688	0	0	0	0	0		0	0
125	RESTRICTED GRANTS-IN-AID (3100-3900)										
126	SPECIAL EDUCATION										
127	Special Education - Private Facility Tuition	3100	3,699,376								
128	Special Education - Funding for Children Requiring Sp Ed Services	3105									
129	Special Education - Personnel	3110									
130	Special Education - Orphanage - Individual	3120	387,765								
131	Special Education - Orphanage - Summer Individual	3130	17,439								
132	Special Education - Summer School	3145									
133	Special Education - Other (Describe & Itemize)	3199									
134	Total Special Education		4,104,580	0		0					
135	CAREER AND TECHNICAL EDUCATION (CTE)										
136	CTE - Technical Education - Tech Prep	3200									
137	CTE - Secondary Program Improvement (CTEI)	3220	240,077								
138	CTE - WECEP	3225									
139	CTE - Agriculture Education	3235									
140	CTE - Instructor Practicum	3240									
141	CTE - Student Organizations	3270	13,837								
142	CTE - Other (Describe & Itemize)	3299									
143	Total Career and Technical Education		253,914	0			0				
144	BILINGUAL EDUCATION										
145	Bilingual Education - Downstate - TPI and TBE	3305									
146	Bilingual Education - Downstate - Transitional Bilingual Education	3310									
147	Total Bilingual Education		0				0				
148	State Free Lunch & Breakfast	3360	35,000								
149	School Breakfast Initiative	3365									
150	Driver Education	3370	120,000								
151	Adult Education (from ICCB)	3410									
152	Adult Education - Other (Describe & Itemize)	3499									
153	TRANSPORTATION										
154	Transportation - Regular and Vocational	3500				3,704,597					
155	Transportation - Special Education	3510				5,413,196					
156	Transportation - Other (Describe & Itemize)	3599									
157	Total Transportation		0	0		9,117,793	0				
158	Learning Improvement - Change Grants	3610									
159	Scientific Literacy	3660									
160	Truant Alternative/Optional Education	3695									
161	Early Childhood - Block Grant	3705	3,003,336								
162	Chicago General Education Block Grant	3766									
163	Chicago Educational Services Block Grant	3767									
164	School Safety & Educational Improvement Block Grant	3775									
165	Technology - Technology for Success	3780									
166	State Charter Schools	3815									
167	Extended Learning Opportunities - Summer Bridges	3825									

1	A	B	C	D	E	F	G	H	I	J	K
2	Description: Enter Whole Numbers Only	Acct #	(10) Educational	(20) Operations & Maintenance	(30) Debt Service	(40) Transportation	(50) Municipal Retirement/ Social Security	(60) Capital Projects	(70) Working Cash	(80) Tort	(90) Fire Prevention & Safety
168	Infrastructure Improvements - Planning/Construction	3920									
169	School Infrastructure - Maintenance Projects	3925						50,000			
170	Other Restricted Revenue from State Sources <i>(Describe & Itemize)</i>	3999	2,778,237								
171	Total Restricted Grants-In-Aid		10,295,067	0	0	9,117,793	0	50,000	0	0	0
172	Total Receipts/Revenues from State Sources	3000	84,018,755	0	0	9,117,793	0	50,000	0	0	0
173	RECEIPTS/REVENUES FROM FEDERAL SOURCES (4000)										
174	UNRESTRICTED GRANTS-IN-AID RECEIVED DIRECTLY FROM FEDERAL GOVT. (4001-4009)										
175	Federal Impact Aid	4001									
176	Other Unrestricted Grants-In-Aid Received from Fed. Govt. <i>(Describe & Itemize)</i>	4009									
177	Total Unrestricted Grants-In-Aid Received Directly from Fed Govt		0	0	0	0	0	0	0	0	0
178	RESTRICTED GRANTS-IN-AID RECEIVED DIRECTLY FROM FEDERAL GOVT (4045-4090)										
179	Head Start	4045									
180	Construction (Impact Aid)	4050									
181	MAGNET	4060									
182	Other Restricted Grants-In-Aid Received from Fed. Govt. <i>(Describe & Itemize)</i>	4090									
183	Total Restricted Grants-In-Aid Received Directly from Federal Govt.		0	0		0	0	0			0
184	RESTRICTED GRANTS-IN-AID RECEIVED FROM FEDERAL GOVT. THRU THE STATE (4100-4999)										
185	TITLE V										
186	Title V - Flexibility and Accountability	4100									
187	Title V - SEA Projects	4105									
188	Title V - Rural Education Initiative (REI)	4107									
189	Title V - Other <i>(Describe & Itemize)</i>	4199									
190	Total Title V		0	0		0	0				
191	FOOD SERVICE										
192	Breakfast Start-Up Expansion	4200									
193	National School Lunch Program	4210	6,000,000								
194	Special Milk Program	4215									
195	School Breakfast Program	4220	1,549,000								
196	Summer Food Service Admin/Program	4225	70,000								
197	Child and Adult Care Food Program	4226	250,000								
198	Fresh Fruit and Vegetables	4240	27,000								
199	Food Service - Other <i>(Describe & Itemize)</i>	4299									
200	Total Food Service		7,896,000				0				
201	TITLE I										
202	Title I - Low Income	4300	2,740,479								
203	Title I - Low Income - Neglected, Private	4305									
204	Title I - Migrant Education	4340									
205	Title I - Other <i>(Describe & Itemize)</i>	4399									
206	Total Title I		2,740,479	0		0	0				
207	TITLE IV										
208	Title IV - Student Support & Academic Enrichment Grant	4400	192,747								
209	Title IV - Part A - Student Support & Academic Enrichment Grants Safe and Drug Free Schools	4415									
210	Title IV - 21st Century	4421									
211	Title IV - Other <i>(Describe & Itemize)</i>	4499									
212	Total Title IV		192,747	0		0	0				
213	FEDERAL - SPECIAL EDUCATION										
214	Federal Special Education - Preschool Flow-Through	4600	102,605								
215	Federal Special Education - Preschool Discretionary	4605									
216	Federal Special Education - IDEA Flow Through	4620	4,363,666								
217	Federal Special Education - IDEA Room & Board	4625	376,699								
218	Federal Special Education - IDEA Discretionary	4630									
219	Federal Special Education - IDEA - Other <i>(Describe & Itemize)</i>	4699									
220	Total Federal Special Education		4,842,970	0		0	0				

1	A	B	C	D	E	F	G	H	I	J	K
2	Description: Enter Whole Numbers Only	Acct #	(10) Educational	(20) Operations & Maintenance	(30) Debt Service	(40) Transportation	(50) Municipal Retirement/ Social Security	(60) Capital Projects	(70) Working Cash	(80) Tort	(90) Fire Prevention & Safety
221	CTE - PERKINS										
222	CTE - Perkins-Title IIIIE Tech Prep	4770									
223	CTE - Other (Describe & Itemize)	4799	122,689								
224	Total CTE - Perkins		122,689	0			0				
225	Federal - Adult Education	4810									
226	ARRA - General State Aid - Education Stabilization	4850									
227	ARRA - Title I - Low Income	4851									
228	ARRA - Title I - Neglected, Private	4852									
229	ARRA - Title I - Delinquent, Private	4853									
230	ARRA - Title I - School Improvement (Part A)	4854									
231	ARRA - Title I - School Improvement (Section 1003g)	4855									
232	ARRA - IDEA - Part B - Preschool	4856									
233	ARRA - IDEA - Part B - Flow-Through	4857									
234	ARRA - Title IID - Technology - Formula	4860									
235	ARRA - Title IID - Technology - Competitive	4861									
236	ARRA - McKinney - Vento Homeless Education	4862									
237	ARRA - Child Nutrition Equipment Assistance	4863									
238	Impact Aid Formula Grants	4864									
239	Impact Aid Competitive Grants	4865									
240	Qualified Zone Academy Bond Tax Credits	4866									
241	Qualified School Construction Bond Credits	4867									
242	Build America Bond Tax Credits	4868									
243	Build America Bond Interest Reimbursement	4869									
244	ARRA - General State Aid - Other Government Services Stabilization	4870									
245	Other ARRA Funds - II	4871									
246	Other ARRA Funds - III	4872									
247	Other ARRA Funds - IV	4873									
248	Other ARRA Funds - V	4874									
249	ARRA - Early Childhood	4875									
250	Other ARRA Funds - VII	4876									
251	Other ARRA Funds - VIII	4877									
252	Other ARRA Funds - IX	4878									
253	Other ARRA Funds - X	4879									
254	Other ARRA Funds - Ed Job Fund Program	4880									
255	Total Stimulus Programs		0	0	0	0	0	0		0	0
256	Race to the Top Program	4901									
257	Race to the Top - Preschool Expansion Grant	4902									
258	Title III - Instruction for English Learners & Immigrant Students	4905									
259	Title III - English Language Acquisition	4909	300,560								
260	McKinney Education for Homeless Children	4920									
261	Title II - Eisenhower - Professional Development Formula	4930									
262	Title II - Teacher Quality	4932	377,577								
263	Title II - Part A - Supporting Effective Instruction - State Grants	4935									
264	Federal Charter Schools	4960									
265	State Assessment Grants	4981									
266	Grant for State Assessments and Related Activities	4982									
267	Medicaid Matching Funds - Administrative Outreach	4991	1,100,000								
268	Medicaid Matching Funds - Fee-For-Service Program	4992	2,100,000								
269	Other Restricted Grants Received from Fed. Govt. thru State (Describe & Itemize)	4998	9,501,625					6,271,698			
270	Total Restricted Grants-In-Aid Received from Federal Govt. Thru the State		29,174,647	0	0	0	0	6,271,698		0	0
271	TOTAL RECEIPTS/REVENUES FROM FEDERAL SOURCES	4000	29,174,647	0	0	0	0	6,271,698	0	0	0
272	TOTAL DIRECT RECEIPTS/REVENUES (without Student Activity Funds 1799)		286,934,444	36,114,062	25,241,676	20,312,970	4,934,755	11,029,969	1,773,031	2,484,931	0
273	TOTAL DIRECT RECEIPTS/REVENUES (with Student Activity Funds 1799)		286,934,444								

1	A	B	C	D	E	F	G	H	I	J	K
2	Description: Enter Whole Numbers Only	Funct #	(100) Salaries	(200) Employee Benefits	(300) Purchased Services	(400) Supplies & Materials	(500) Capital Outlay	(600) Other Objects	(700) Non-Capitalized Equipment	(800) Termination Benefits	(900) Total
3	10 - EDUCATIONAL FUND (ED)										
4	INSTRUCTION (ED)	1000									
5	Regular Programs	1100	72,271,402	21,829,711	4,217,679	8,624,434	6,000	10,735	5,304,728	0	112,264,689
6	Tuition Payment to Charter Schools	1115			8,143,244						8,143,244
7	Pre-K Programs	1125	761,316	206,897	0	41,195		0	0		1,009,408
8	Special Education Programs (Functions 1200 - 1220)	1200	21,875,996	5,786,080	783,382	245,685	7,295	2,100	117,347		28,817,885
9	Special Education Programs Pre-K	1225	1,461,952	306,521							1,768,473
10	Remedial and Supplemental Programs K-12	1250	4,483,795	1,198,173	6,323	53,320			9,312		5,750,923
11	Remedial and Supplemental Programs Pre-K	1275	1,602,625	475,627	5,402	45,793			30,494		2,159,941
12	Adult/Continuing Education Programs	1300									0
13	CTE Programs	1400	177,052	47,350	57,766	116,618	42,884	464	139,464		581,598
14	Interscholastic Programs	1500	3,114,322	166,724	292,500	55,924		2,000	18,500		3,649,970
15	Summer School Programs	1600	779,514	37,110							816,624
16	Gifted Programs	1650	1,000	15							1,015
17	Driver's Education Programs	1700	223,953	47,176	69,500	20,800					361,429
18	Bilingual Programs	1800	9,485,092	2,657,348	53,900	14,621	0	1,000			12,211,961
19	Truant Alternative & Optional Programs	1900	1,349,943	317,264	245,021	10,000					1,922,228
20	Pre-K Programs - Private Tuition	1910									0
21	Regular K-12 Programs Private Tuition	1911									0
22	Special Education Programs K-12 Private Tuition	1912						9,523,336			9,523,336
23	Special Education Programs Pre-K Tuition	1913									0
24	Remedial/Supplemental Programs K-12 Private Tuition	1914									0
25	Remedial/Supplemental Programs Pre-K Private Tuition	1915									0
26	Adult/Continuing Education Programs Private Tuition	1916									0
27	CTE Programs Private Tuition	1917						75,000			75,000
28	Interscholastic Programs Private Tuition	1918									0
29	Summer School Programs Private Tuition	1919									0
30	Gifted Programs Private Tuition	1920									0
31	Bilingual Programs Private Tuition	1921									0
32	Truants Alternative/Opt Ed Programs Private Tuition	1922									0
33	Student Activity Fund Expenditures	1999									0
34	Total Instruction¹⁴ (Without Student Activity Funds 1999)	1000	117,587,962	33,075,996	13,874,717	9,228,390	56,179	9,614,635	5,619,845	0	189,057,724
35	Total Instruction¹⁴ (With Student Activity Funds 1999)	1000	117,587,962	33,075,996	13,874,717	9,228,390	56,179	9,614,635	5,619,845	0	189,057,724
36	SUPPORT SERVICES (ED)	2000									
37	Support Services - Pupil	2100									
38	Attendance & Social Work Services	2110	7,216,419	1,699,363	988,808	46,063		43,000	1,600		9,995,253
39	Guidance Services	2120	3,279,470	738,933	24,500						4,042,903
40	Health Services	2130	2,328,326	410,027	19,025	18,000		263			2,775,641
41	Psychological Services	2140	2,116,563	510,845		64,403					2,691,811
42	Speech Pathology & Audiology Services	2150	4,732,022	1,124,213	1,500	19,652					5,877,387
43	Other Support Services - Pupils (Describe & Itemize)	2190	312,306	1,010,495	50,000	500					1,373,301
44	Total Support Services - Pupil	2100	19,985,106	5,493,876	1,083,833	148,618	0	43,263	1,600	0	26,756,296
45	Support Services - Instructional Staff	2200									
46	Improvement of Instruction Services	2210	5,460,912	1,213,587	995,674	66,736		150,796			7,887,705
47	Educational Media Services	2220	2,120,764	661,587	16,250	44,692		295			2,843,588
48	Assessment & Testing	2230	768,736	141,715	99,591	245,363		1,000	6,700		1,263,105
49	Total Support Services - Instructional Staff	2200	8,350,412	2,016,889	1,111,515	356,791	0	152,091	6,700	0	11,994,398
50	Support Services - General Administration	2300									
51	Board of Education Services	2310	75,110	25,704	378,500	1,500		40,000	5,000		525,814
52	Executive Administration Services	2320	824,143	190,570	148,450	16,300		26,696	1,000		1,207,159
53	Special Area Administration Services	2330									0
54	Tort Immunity Services	2361, 2365									0
55	Total Support Services - General Administration	2300	899,253	216,274	526,950	17,800	0	66,696	6,000	0	1,732,973
56	Support Services - School Administration	2400									
57	Office of the Principal Services	2410	15,389,738	4,238,070	28,500						19,656,308
58	Other Support Services - School Administration (Describe & Itemize)	2490									0
59	Total Support Services - School Administration	2400	15,389,738	4,238,070	28,500	0	0	0	0	0	19,656,308
60	Support Services - Business	2500									
61	Direction of Business Support Services	2510	325,985	80,310	141,900	4,000		6,000			558,195
62	Fiscal Services	2520	886,107	152,505	207,800	42,200		5,000			1,293,612

1	A	B	C	D	E	F	G	H	I	J	K
2	Description: Enter Whole Numbers Only	Funct #	(100) Salaries	(200) Employee Benefits	(300) Purchased Services	(400) Supplies & Materials	(500) Capital Outlay	(600) Other Objects	(700) Non-Capitalized Equipment	(800) Termination Benefits	(900) Total
63	Operation & Maintenance of Plant Services	2540	91,257	12,508			2,500				106,265
64	Pupil Transportation Services	2550			181,379						181,379
65	Food Services	2560	165,000	1,955	10,182,853	70,000	40,000		60,000		10,519,808
66	Internal Services	2570	365,574	13,031	41,300	14,600		3,700	2,900		441,105
67	Total Support Services - Business	2500	1,833,923	260,309	10,755,232	130,800	42,500	14,700	62,900	0	13,100,364
68	Support Services - Central	2600									
69	Direction of Central Support Services	2610									0
70	Planning, Research, Development & Evaluation Services	2620									0
71	Information Services	2630	520,687	96,675	175,200	9,600		1,600	7,000		810,762
72	Staff Services	2640	1,318,015	285,712	219,800	6,400		10,500	3,000		1,843,427
73	Data Processing Services	2660	2,677,359	415,131	4,052,459	242,000		4,410	2,695,073		10,086,432
74	Total Support Services - Central	2600	4,516,061	797,518	4,447,459	258,000	0	16,510	2,705,073	0	12,740,621
75	Other Support Services - Misc. (Describe & Itemize)	2900	25,000								25,000
76	Total Support Services	2000	50,999,493	13,022,936	17,953,489	912,009	42,500	293,260	2,782,273	0	86,005,960
77	COMMUNITY SERVICES (ED)	3000	2,083,689	442,142	30,610	18,349	69,765		1,129		2,645,684
78	PAYMENTS TO OTHER DIST & GOVT UNITS (ED)	4000									
79	Payments to Other Dist & Govt Units (In-State)	4100									
80	Payments for Regular Programs	4110									0
81	Payments for Special Education Programs	4120			3,882,955						3,882,955
82	Payments for Adult/Continuing Education Programs	4130									0
83	Payments for CTE Programs	4140						45,000			45,000
84	Payments for Community College Programs	4170									0
85	Other Payments to In-State Govt Units - Programs (Describe & Itemize)	4190			2,403						2,403
86	Total Payments to Other Dist & Govt Units (In-State)	4100			3,885,358			45,000			3,930,358
87	Payments for Regular Programs - Tuition	4210									0
88	Payments for Special Education Programs - Tuition	4220						100,000			100,000
89	Payments for Adult/Continuing Education Programs - Tuition	4230									0
90	Payments for CTE Programs - Tuition	4240									0
91	Payments for Community College Programs - Tuition	4270						150,000			150,000
92	Payments for Other Programs - Tuition	4280									0
93	Other Payments to In-State Govt Units - Tuition (Describe & Itemize)	4290									0
94	Total Payments to Other Dist & Govt Units - Tuition (In State)	4200						250,000			250,000
95	Payments for Regular Programs - Transfers	4310									0
96	Payments for Special Education Programs - Transfers	4320									0
97	Payments for Adult/Continuing Ed Programs - Transfers	4330									0
98	Payments for CTE Programs - Transfers	4340									0
99	Payments for Community College Program - Transfers	4370									0
100	Payments for Other Programs - Transfers	4380									0
101	Other Payments to In-State Govt Units - Transfers (Describe & Itemize)	4390									0
102	Total Payments to Other Dist & Govt Units-Transfers (In State)	4300			0			0			0
103	Payments to Other Dist & Govt Units (Out of State)	4400									0
104	Total Payments to Other Dist & Govt Units	4000			3,885,358			295,000			4,180,358
105	DEBT SERVICE (ED)	5000									
106	Debt Service - Interest on Short-Term Debt	5100									
107	Tax Anticipation Warrants	5110									0
108	Tax Anticipation Notes	5120									0
109	Corporate Personal Property Repl Tax Anticipated Notes	5130									0
110	State Aid Anticipation Certificates	5140									0
111	Other Interest on Short-Term Debt (Describe & Itemize)	5150									0
112	Total Debt Service - Interest on Short-Term Debt	5100						0			0
113	Debt Service - Interest on Long-Term Debt	5200									0
114	Total Debt Service	5000						0			0
115	PROVISION FOR CONTINGENCIES (ED)	6000									0
116	Total Direct Disbursements/Expenditures (without Student Activity Funds (1999))		170,671,144	46,541,074	35,744,174	10,158,748	168,444	10,202,895	8,403,247	0	281,889,726
117	Total Direct Disbursements/Expenditures (with Student Activity Funds (1999))		170,671,144	46,541,074	35,744,174	10,158,748	168,444	10,202,895	8,403,247	0	281,889,726
118	Excess (Deficiency) of Receipts/Revenues Over Disbursements/Expenditures (without Student Activity Funds 1999)										5,044,718
119	Excess (Deficiency) of Receipts/Revenues Over Disbursements/Expenditures (with Student Activity Funds 1999)										5,044,718
120											

	A	B	C	D	E	F	G	H	I	J	K
1	Description: Enter Whole Numbers Only	Funct #	(100) Salaries	(200) Employee Benefits	(300) Purchased Services	(400) Supplies & Materials	(500) Capital Outlay	(600) Other Objects	(700) Non-Capitalized Equipment	(800) Termination Benefits	(900) Total
121	20 - OPERATIONS AND MAINTENANCE FUND (O&M)										
122	SUPPORT SERVICES (O&M)	2000									
123	Support Services - Pupil	2100									
124	Other Support Services - Pupils <i>(Describe & Itemize)</i>	2190									0
125	Support Services - Business	2500									
126	Direction of Business Support Services	2510									0
127	Facilities Acquisition & Construction Services	2530			348,144		330,000				678,144
128	Operation & Maintenance of Plant Services	2540	8,408,992	1,990,769	3,765,359	5,613,864	837,850	9,000	251,027		20,876,861
129	Pupil Transportation Services	2550									0
130	Food Services	2560									0
131	Total Support Services - Business	2500	8,408,992	1,990,769	4,113,503	5,613,864	1,167,850	9,000	251,027	0	21,555,005
132	Other Support Services - Misc. <i>(Describe & Itemize)</i>	2900									0
133	Total Support Services	2000	8,408,992	1,990,769	4,113,503	5,613,864	1,167,850	9,000	251,027	0	21,555,005
134	COMMUNITY SERVICES (O&M)	3000									0
135	PAYMENTS TO OTHER DIST & GOVT UNITS (O&M)	4000									
136	Payments to Other Dist & Govt Units (In-State)	4100									
137	Payments for Regular Programs	4110									0
138	Payments for Special Education Programs	4120									0
139	Payments for CTE Program	4140									0
140	Other Payments to In-State Govt Units - Programs <i>(Describe & Itemize)</i>	4190									0
141	Total Payments to Other Dist & Govt Units (In-State)	4100			0			0			0
142	Payments to Other Dist & Govt Units (Out of State) ¹⁴	4400									0
143	Total Payments to Other Dist & Govt Unit	4000			0			0			0
144	DEBT SERVICE (O&M)	5000									
145	Debt Service - Interest on Short-Term Debt	5100									
146	Tax Anticipation Warrants	5110									0
147	Tax Anticipation Notes	5120									0
148	Corporate Personal Prop Repl Tax Anticipated Notes	5130									0
149	State Aid Anticipation Certificates	5140									0
150	Other Interest on Short-Term Debt <i>(Describe & Itemize)</i>	5150									0
151	Total Debt Service - Interest on Short-Term Debt	5100						0			0
152	Debt Service - Interest on Long-Term Debt	5200									0
153	Total Debt Service	5000						0			0
154	PROVISION FOR CONTINGENCIES (O&M)	6000									0
155	Total Direct Disbursements/Expenditures		8,408,992	1,990,769	4,113,503	5,613,864	1,167,850	9,000	251,027	0	21,555,005
156	Excess (Deficiency) of Receipts/Revenues Over Disbursements/Expenditures										14,559,057
157											
158	30 - DEBT SERVICE FUND (DS)										
159	PAYMENTS TO OTHER DIST & GOVT UNITS (DS)	4000									
160	Payments to Other Dist & Govt Units (In-State)	4100									
161	Payments for Regular Programs	4110									0
162	Payments for Special Education Programs	4120									0
163	Other Payments to In-State Govt Units - Programs <i>(Describe & Itemize)</i>	4190									0
164	Total Payments to Other Dist & Govt Units (In-State)	4000						0			0
165	DEBT SERVICE (DS)	5000									
166	Debt Service - Interest on Short-Term Debt	5100									
167	Tax Anticipation Warrants	5110									0
168	Tax Anticipation Notes	5120									0
169	Corporate Personal Prop Repl Tax Anticipation Notes	5130									0
170	State Aid Anticipation Certificates	5140									0
171	Other Interest on Short-Term Debt <i>(Describe & Itemize)</i>	5150									0
172	Total Debt Service - Interest On Short-Term Debt	5100						0			0
173	Debt Service - Interest on Long-Term Debt	5200						7,889,313			7,889,313
174	Debt Service - Payments of Principal on Long-Term Debt ¹⁵ (Lease/Purchase Principal Retired) <i>(Describe & Itemize)</i>	5300						17,440,000			17,440,000
175	Debt Service - Other <i>(Describe & Itemize)</i>	5400			20,000						20,000
176	Total Debt Service	5000			20,000			25,329,313			25,349,313
177	PROVISION FOR CONTINGENCIES (DS)	6000									0
178	Total Direct Disbursements/Expenditures				20,000			25,329,313			25,349,313

	A	B	C	D	E	F	G	H	I	J	K
1	Description: Enter Whole Numbers Only	Funct #	(100)	(200)	(300)	(400)	(500)	(600)	(700)	(800)	(900)
2			Salaries	Employee Benefits	Purchased Services	Supplies & Materials	Capital Outlay	Other Objects	Non-Capitalized Equipment	Termination Benefits	Total
179	Excess (Deficiency) of Receipts/Revenues Over Disbursements/Expenditures										(107,637)
180											
181	40 - TRANSPORTATION FUND (TR)										
182	SUPPORT SERVICES (TR)	2000									
183	Support Services - Pupils	2100									
184	Other Support Services - Pupils (Describe & Itemize)	2190									0
185	Support Services - Business										
186	Pupil Transportation Services	2550	160,274	41,979	19,328,302	2,250,055	89,924	0	107,299	0	21,977,833
187	Other Support Services - Business (Describe & Itemize)	2900									0
188	Total Support Services	2000	160,274	41,979	19,328,302	2,250,055	89,924	0	107,299	0	21,977,833
189	COMMUNITY SERVICES (TR)	3000									0
190	PAYMENTS TO OTHER DIST & GOVT UNITS (TR)	4000									
191	Payments to Other Dist & Govt Units (In-State)	4100									
192	Payments for Regular Program	4110									0
193	Payments for Special Education Programs	4120									0
194	Payments for Adult/Continuing Education Programs	4130									0
195	Payments for CTE Programs	4140									0
196	Payments for Community College Programs	4170									0
197	Other Payments to In-State Govt Units - Programs (Describe & Itemize)	4190									0
198	Total Payments to Other Dist & Govt Units (In-State)	4100			0			0			0
199	Payments to Other Dist & Govt Units (Out-of-State) (Describe & Itemize)	4400									0
200	Total Payments to Other Dist & Govt Units	4000			0			0			0
201	DEBT SERVICE (TR)	5000									
202	Debt Service - Interest on Short-Term Debt	5100									
203	Tax Anticipation Warrants	5110									0
204	Tax Anticipation Notes	5120									0
205	Corporate Personal Prop Repl Tax Anticipation Notes	5130									0
206	State Aid Anticipation Certificates	5140									0
207	Other Interest on Short-Term Debt (Describe & Itemize)	5150									0
208	Total Debt Service - Interest On Short-Term Debt	5100						0			0
209	Debt Service - Interest on Long-Term Debt	5200									0
210	Debt Service - Payments of Principal on Long-Term Debt ¹⁵ (Lease/Purchase Principal Retired) (Describe & Itemize)	5300									0
211	Debt Service - Other (Describe & Itemize)	5400									0
212	Total Debt Service	5000						0			0
213	PROVISION FOR CONTINGENCIES (TR)	6000									0
214	Total Direct Disbursements/Expenditures		160,274	41,979	19,328,302	2,250,055	89,924	0	107,299	0	21,977,833
215	Excess (Deficiency) of Receipts/Revenues Over Disbursements/Expenditures										(1,664,863)
216											
217	50 - MUNICIPAL RETIREMENT/SOC SEC FUND (MR/SS)										
218	INSTRUCTION (MR/SS)	1000									
219	Regular Program	1100		938,601							938,601
220	Pre-K Programs	1125		34,087							34,087
221	Special Education Programs (Functions 1200-1220)	1200		1,180,836							1,180,836
222	Special Education Programs Pre-K	1225		129,764							129,764
223	Remedial and Supplemental Programs K-12	1250		59,954							59,954
224	Remedial and Supplemental Programs Pre-K	1275		18,827							18,827
225	Adult/Continuing Education Programs	1300									0
226	CTE Programs	1400		2,522							2,522
227	Interscholastic Programs	1500		8,780							8,780
228	Summer School Programs	1600									0
229	Gifted Programs	1650									0
230	Driver's Education Programs	1700		3,248							3,248
231	Bilingual Programs	1800		257,564							257,564
232	Truant Alternative & Optional Programs	1900		52,842							52,842
233	Total Instruction	1000		2,687,025							2,687,025
234	SUPPORT SERVICES (MR/SS)	2000									
235	Support Services - Pupil	2100									
236	Attendance & Social Work Services	2110		100,721							100,721
237	Guidance Services	2120		47,490							47,490

1	A	B	C	D	E	F	G	H	I	J	K
2	Description: Enter Whole Numbers Only	Funct #	(100) Salaries	(200) Employee Benefits	(300) Purchased Services	(400) Supplies & Materials	(500) Capital Outlay	(600) Other Objects	(700) Non-Capitalized Equipment	(800) Termination Benefits	(900) Total
238	Health Services	2130		182,957							182,957
239	Psychological Services	2140		29,845							29,845
240	Speech Pathology & Audiology Services	2150		68,382							68,382
241	Other Support Services - Pupils (Describe & Itemize)	2190		285,210							285,210
242	Total Support Services - Pupil	2100		714,605							714,605
243	Support Services - Instructional Staff	2200									
244	Improvement of Instruction Services	2210		98,583							98,583
245	Educational Media Services	2220		132,871							132,871
246	Assessment & Testing	2230		52,030							52,030
247	Total Support Services - Instructional Staff	2200		283,484							283,484
248	Support Services - General Administration	2300									
249	Board of Education Services	2310		1,038							1,038
250	Executive Administration Services	2320		30,340							30,340
251	Special Area Administrative Services	2330									0
252	Claims Paid from Self Insurance Fund	2361									0
253	Risk Management and Claims Services Payments	2365									0
254	Total Support Services - General Administration	2300		31,378							31,378
255	Support Services - School Administration	2400									
256	Office of the Principal Services	2410		774,169							774,169
257	Other Support Services - School Administration (Describe & Itemize)	2490									0
258	Total Support Services - School Administration	2400		774,169							774,169
259	Support Services - Business	2500									
260	Direction of Business Support Services	2510		20,756							20,756
261	Fiscal Services	2520		135,842							135,842
262	Facilities Acquisition & Construction Services	2530									0
263	Operation & Maintenance of Plant Service	2540		1,577,598							1,577,598
264	Pupil Transportation Services	2550		34,180							34,180
265	Food Services	2560									0
266	Internal Services	2570		55,988							55,988
267	Total Support Services - Business	2500		1,824,364							1,824,364
268	Support Services - Central	2600									
269	Direction of Central Support Services	2610									0
270	Planning, Research, Development & Evaluation Services	2620									0
271	Information Services	2630		84,747							84,747
272	Staff Services	2640		168,892							168,892
273	Data Processing Services	2660		412,463							412,463
274	Total Support Services - Central	2600		666,102							666,102
275	Other Support Services - Misc. (Describe & Itemize)	2900									0
276	Total Support Services	2000		4,294,102							4,294,102
277	COMMUNITY SERVICES (MR/SS)	3000		134,349							134,349
278	PAYMENTS TO OTHER DIST & GOVT UNITS (MR/SS)	4000									
279	Payments for Regular Programs	4110									0
280	Payments for Special Education Programs	4120									0
281	Payments for CTE Programs	4140									0
282	Total Payments to Other Dist & Govt Units	4000		0							0
283	DEBT SERVICE (MR/SS)	5000									
284	Debt Service - Interest on Short-Term Debt	5100									
285	Tax Anticipation Warrants	5110									0
286	Tax Anticipation Notes	5120									0
287	Corporate Personal Prop Repl Tax Anticipation Notes	5130									0
288	State Aid Anticipation Certificates	5140									0
289	Other Interest on Short-Term Debt (Describe & Itemize)	5150									0
290	Total Debt Service	5000						0			0
291	PROVISION FOR CONTINGENCIES (MR/SS)	6000									0
292	Total Direct Disbursements/Expenditures			7,115,476				0			7,115,476
293	Excess (Deficiency) of Receipts/Revenues Over Disbursements/Expenditures										(2,180,721)
294											
295	60 - CAPITAL PROJECTS (CP)										
296	SUPPORT SERVICES (CP)	2000									
297	Support Services - Business										

1	A	B	C	D	E	F	G	H	I	J	K
2	Description: Enter Whole Numbers Only	Funct #	(100) Salaries	(200) Employee Benefits	(300) Purchased Services	(400) Supplies & Materials	(500) Capital Outlay	(600) Other Objects	(700) Non-Capitalized Equipment	(800) Termination Benefits	(900) Total
298	Facilities Acquisition & Construction Services	2530					17,609,909				17,609,909
299	Other Support Services - Business (Describe & Itemize)	2900									0
300	Total Support Services	2000	0	0	0	0	17,609,909	0	0		17,609,909
301	PAYMENTS TO OTHER DIST & GOVT UNITS (CP)	4000									
302	Payments to Other Dist & Govt Units (In-State)	4100									
303	Payments to Regular Programs	4110									0
304	Payment for Special Education Programs	4120									0
305	Payment for CTE Programs	4140									0
306	Payments to Other Govt Units - Programs (In-State) (Describe & Itemize)	4190									0
307	Total Payments to Other Districts & Govt Units	4000			0			0			0
308	PROVISION FOR CONTINGENCIES (CP)	6000									0
309	Total Direct Disbursements/Expenditures		0	0	0	0	17,609,909	0	0		17,609,909
310	Excess (Deficiency) of Receipts/Revenues Over Disbursements/Expenditures										(6,579,940)
311											
312	70 WORKING CASH FUND (WC)										
313											
314	80 - TORT FUND (TF)										
315	INSTRUCTION (TF)	1000									
316	Regular Programs	1100									0
317	Tuition Payment to Charter Schools	1115									0
318	Pre-K Programs	1125									0
319	Special Education Programs (Functions 1200 - 1220)	1200									0
320	Special Education Programs Pre-K	1225									0
321	Remedial and Supplemental Programs K-12	1250									0
322	Remedial and Supplemental Programs Pre-K	1275									0
323	Adult/Continuing Education Programs	1300									0
324	CTE Programs	1400									0
325	Interscholastic Programs	1500									0
326	Summer School Programs	1600									0
327	Gifted Programs	1650									0
328	Driver's Education Programs	1700									0
329	Bilingual Programs	1800									0
330	Truant Alternative & Optional Programs	1900									0
331	Pre-K Programs - Private Tuition	1910									0
332	Regular K-12 Programs Private Tuition	1911									0
333	Special Education Programs K-12 Private Tuition	1912									0
334	Special Education Programs Pre-K Tuition	1913									0
335	Remedial/Supplemental Programs K-12 Private Tuition	1914									0
336	Remedial/Supplemental Programs Pre-K Private Tuition	1915									0
337	Adult/Continuing Education Programs Private Tuition	1916									0
338	CTE Programs Private Tuition	1917									0
339	Interscholastic Programs Private Tuition	1918									0
340	Summer School Programs Private Tuition	1919									0
341	Gifted Programs Private Tuition	1920									0
342	Bilingual Programs Private Tuition	1921									0
343	Truants Alternative/Opt Ed Programs Private Tuition	1922									0
344	Total Instruction¹⁴	1000	0	0	0	0	0	0	0	0	0
345	SUPPORT SERVICES (TF)	2000									
346	Support Services - Pupil	2100									
347	Attendance & Social Work Services	2110									0
348	Guidance Services	2120									0
349	Health Services	2130									0
350	Psychological Services	2140									0
351	Speech Pathology & Audiology Services	2150									0
352	Other Support Services - Pupils (Describe & Itemize)	2190									0
353	Total Support Services - Pupil	2100	0	0	0	0	0	0	0	0	0
354	Support Services - Instructional Staff	2200									
355	Improvement of Instruction Services	2210									0
356	Educational Media Services	2220									0
357	Assessment & Testing	2230									0

1	A	B	C	D	E	F	G	H	I	J	K
2	Description: Enter Whole Numbers Only	Funct #	(100) Salaries	(200) Employee Benefits	(300) Purchased Services	(400) Supplies & Materials	(500) Capital Outlay	(600) Other Objects	(700) Non-Capitalized Equipment	(800) Termination Benefits	(900) Total
358	Total Support Services - Instructional Staff	2200	0	0	0	0	0	0	0	0	0
359	Support Services - General Administration	2300									
360	Board of Education Services	2310									0
361	Executive Administration Services	2320									0
362	Special Area Administration Services	2330									0
363	Claims Paid from Self Insurance Fund	2361									0
364	Risk Management and Claims Services Payments	2365			2,332,000						2,332,000
365	Total Support Services - General Administration	2300	0	0	2,332,000	0	0	0	0	0	2,332,000
366	Support Services - School Administration	2400									
367	Office of the Principal Services	2410									0
368	Other Support Services - School Administration <i>(Describe & Itemize)</i>	2490									0
369	Total Support Services - School Administration	2400	0	0	0	0	0	0	0	0	0
370	Support Services - Business	2500									
371	Direction of Business Support Services	2510									0
372	Fiscal Services	2520									0
373	Facilities Acquisition & Construction Services	2530									0
374	Operation & Maintenance of Plant Services	2540									0
375	Pupil Transportation Services	2550									0
376	Food Services	2560									0
377	Internal Services	2570									0
378	Total Support Services - Business	2500	0	0	0	0	0	0	0	0	0
379	Support Services - Central	2600									
380	Direction of Central Support Services	2610									0
381	Planning, Research, Development & Evaluation Services	2620									0
382	Information Services	2630									0
383	Staff Services	2640									0
384	Data Processing Services	2660									0
385	Total Support Services - Central	2600	0	0	0	0	0	0	0	0	0
386	Other Support Services - Misc. <i>(Describe & Itemize)</i>	2900									0
387	Total Support Services	2000	0	0	2,332,000	0	0	0	0	0	2,332,000
388	COMMUNITY SERVICES (TF)	3000									0
389	PAYMENTS TO OTHER DIST & GOVT UNITS (TF)	4000									
390	Payments to Other Dist & Govt Units (In-State)	4100									
391	Payments for Regular Programs	4110									0
392	Payments for Special Education Programs	4120									0
393	Payments for Adult/Continuing Education Programs	4130									0
394	Payments for CTE Programs	4140									0
395	Payments for Community College Programs	4170									0
396	Other Payments to In-State Govt Units - Programs <i>(Describe & Itemize)</i>	4190									0
397	Total Payments to Other Dist & Govt Units (In-State)	4100			0			0			0
398	Payments for Regular Programs - Tuition	4210									0
399	Payments for Special Education Programs - Tuition	4220									0
400	Payments for Adult/Continuing Education Programs - Tuition	4230									0
401	Payments for CTE Programs - Tuition	4240									0
402	Payments for Community College Programs - Tuition	4270									0
403	Payments for Other Programs - Tuition	4280									0
404	Other Payments to In-State Govt Units - Tuition <i>(Describe & Itemize)</i>	4290									0
405	Total Payments to Other Dist & Govt Units - Tuition (In State)	4200						0			0
406	Payments for Regular Programs - Transfers	4310									0
407	Payments for Special Education Programs - Transfers	4320									0
408	Payments for Adult/Continuing Ed Programs - Transfers	4330									0
409	Payments for CTE Programs - Transfers	4340									0
410	Payments for Community College Program - Transfers	4370									0
411	Payments for Other Programs - Transfers	4380									0
412	Other Payments to In-State Govt Units - Transfers <i>(Describe & Itemize)</i>	4390									0
413	Total Payments to Other Dist & Govt Units-Transfers (In State)	4300			0			0			0
414	Payments to Other Dist & Govt Units (Out of State)	4400									0
415	Total Payments to Other Dist & Govt Units	4000			0			0			0
416	DEBT SERVICE (TF)	5000									
417	Debt Service - Interest on Short-Term Debt										
418	Tax Anticipation Warrants	5110									0

1	A	B	C	D	E	F	G	H	I	J	K
2	Description: Enter Whole Numbers Only	Funct #	(100) Salaries	(200) Employee Benefits	(300) Purchased Services	(400) Supplies & Materials	(500) Capital Outlay	(600) Other Objects	(700) Non-Capitalized Equipment	(800) Termination Benefits	(900) Total
419	Tax Anticipation Notes	5120									0
420	Corporate Personal Property Replacement Tax Anticipation Notes	5130									0
421	State Aid Anticipation Certificates	5140									0
422	Other Interest or Short-Term Debt <i>(Describe & Itemize)</i>	5150									0
423	Debt Service - Interest on Long-Term Debt	5200									0
424	Debt Service - Payments of Principal on Long-Term Debt ¹⁵ (Lease/Purchase Principal Retired) <i>(Describe & Itemize)</i>	5300									0
425	Debt Service - Other <i>(Describe & Itemize)</i>	5400									0
426	Total Debt Service	5000			0			0			0
427	PROVISION FOR CONTINGENCIES (TF)	6000									0
428	Total Direct Disbursements/Expenditures		0	0	2,332,000	0	0	0	0	0	2,332,000
429	Excess (Deficiency) of Receipts/Revenues Over Disbursements/Expenditures										152,931
430											
431	90 - FIRE PREVENTION & SAFETY FUND (FP&S)										
432	SUPPORT SERVICES (FP&S)	2000									
433	Support Services - Business	2500									
434	Facilities Acquisition & Construction Services	2530									0
435	Operation & Maintenance of Plant Service	2540									0
436	Total Support Services - Business	2500	0	0	0	0	0	0	0		0
437	Other Support Services - Misc. <i>(Describe & Itemize)</i>	2900									0
438	Total Support Services	2000	0	0	0	0	0	0	0		0
439	PAYMENTS TO OTHER DISTRICTS & GOVT UNITS (FP&S)	4000									
440	Payments to Regular Programs	4110									0
441	Payments to Special Education Programs	4120									0
442	Other Payments to In-State Govt Units - Programs <i>(Describe & Itemize)</i>	4190									0
443	Total Payments to Other Districts & Govt Units (FPS)	4000						0			0
444	DEBT SERVICE (FP&S)	5000									
445	Debt Service - Interest on Short-Term Debt	5100									
446	Tax Anticipation Warrants	5110									0
447	Other Interest on Short-Term Debt <i>(Describe & Itemize)</i>	5150									0
448	Total Debt Service - Interest on Short-Term Debt	5100						0			0
449	Debt Service - Interest on Long-Term Debt	5200									0
450	Debt Service - Payments of Principal on Long-Term Debt ¹⁵ (Lease/Purchase Principal Retired) <i>(Describe & Itemize)</i>	5300									0
451	Total Debt Service	5000						0			0
452	PROVISIONS FOR CONTINGENCIES (FP&S)	6000									0
453	Total Direct Disbursements/Expenditures		0	0	0	0	0	0	0		0
454	Excess (Deficiency) of Receipts/Revenues Over Disbursements/Expenditures										0

	B	C	D	E	F	G	H
1	If there is an amount in column C or column G, please describe the type of revenue or expenditure in column D or column H						
2	Revenue Check:	OK					
3	Expenditure Check:	OK					
4	Revenues Acct. (EstRev tab)	Amount	Describe Revenue		Expenditures Fund-Function (EstExp tab)	Amount	Describe Expenditures
5	1190				10-2190	\$ 1,373,301	Support Positions that are related to servicing students w/o a functi
6	1290				10-2490		
7	1614				10-2900	\$ 25,000	Special Olympics Programming
8	1690	\$ 53,000	Sale of Misc Food		10-4190	\$ 2,403	Payments to Other Governmental Units (registration fees)
9	1790	\$ 211,156	Special Event Fees- Parking Permit Fees		10-4290		
10	1819	\$ 5,300	Misc Fees for Heartrate Monitors		10-4390		
11	1829				10-4400		
12	1890	\$ 48,500	Merchant Processing Fees		10-5150		
13	1993				20-2190		
14	1999	\$ 3,134,759	Other Misc Revenue, Revenue from sale of assets, field trip reve		20-2900		
15	2300				20-4190		
16	3099				20-4400		
17	3199				20-5150		
18	3299				30-4190		
19	3499				30-5150		
20	3599				30-5300	\$ 17,440,000	Bond Payment
21	3999	\$ 2,778,237	School Library, Safe School and ALOP		30-5400	\$ 20,000	Bank Service Fees
22	4009				40-2190		
23	4090				40-2900		
24	4199				40-4190		
25	4299				40-4400		
26	4399				40-5150		
27	4499				40-5300		
28	4699				40-5400		
29	4799	\$ 122,689	Perkins		50-2190	\$ 285,210	Support Positions that are related to servicing students w/o a functi
30	4998	\$ 15,773,323	ESSER II, ESSER III and Dept of Rehab		50-2490		
31					50-2900		
32					50-5150		
33					60-2900		
34					60-4190		
35					80-2190		
36					80-2490		
37					80-2900		
38					80-4190		
39					80-4290		
40					80-4390		
41					80-4400		
42					80-5150		
43					80-5300		
44					80-5400		
45					90-2900		
46					90-4190		
47					90-5150		
48					90-5300		

DEFICIT BUDGET SUMMARY INFORMATION - Operating Funds Only (School Districts Only)					
Description	EDUCATIONAL FUND (10)	OPERATIONS & MAINTENANCE FUND (20)	TRANSPORTATION FUND (40)	WORKING CASH FUND (70)	TOTAL
Direct Revenues	286,934,444	36,114,062	20,312,970	1,773,031	345,134,507
Direct Expenditures	281,889,726	21,555,005	21,977,833		325,422,564
Difference	5,044,718	14,559,057	(1,664,863)	1,773,031	19,711,943
Estimated Fund Balance - June 30, 2024	69,701,462	16,931,411	6,911,476	41,622,246	135,166,595

Balanced budget; no Deficit Reduction Plan is required.

A deficit reduction plan is required if the local board of education adopts (or amends) the 2023-2024 school district budget in which the "operating funds" listed above result in direct revenues (line 9, BudgetSum 2-4) being less than direct expenditures (line 19, BudgetSum 2-4) by an amount equal to or greater than one-third (1/3) of the ending fund balance (line 81, BudgetSum 2-4)

Note: The balance is determined using only the four funds listed above. That is, if the estimated ending fund balance is less than three times the deficit spending, the district must adopt and file with ISBE a deficit reduction plan to balance the shortfall within three years.

Per School Code (105 ILCS 5/17-1) - If the Deficit AFR Summary Information tab from the 2022-2023 Annual Financial Report (AFR) reflects a deficit as defined above, then the school district shall adopt and submit a deficit reduction plan (found here on page 23-27) to ISBE within 30 days after acceptance of the AFR.

The deficit reduction plan, if required, is developed using ISBE guidelines and format.

	A	B	C	D	E	F	G
1	*School Districts Only		DEFICIT REDUCTION PLAN ESTIMATED BUDGET FY2023-2024				
2							
3	31045300026						
4	<i>District Number</i>						
5	CUUSD 300						
6	<i>District Name</i>		Educational Fund	Operations & Maintenance Fund	Transportation Fund	Working Cash Fund	Total
7	ESTIMATED BEGINNING FUND BALANCE (must equal prior Ending Fund Balance)		64,656,744	16,861,774	8,576,339	39,849,215	129,944,072
8	RECEIPTS/REVENUES	Acct #					
9	LOCAL SOURCES	1000	173,741,042	36,114,062	11,195,177	1,773,031	222,823,312
10	FLOW-THROUGH RECEIPTS/REVENUES FROM ONE DISTRICT TO ANOTHER DISTRICT	2000	0	0	0		0
11	STATE SOURCES	3000	84,018,755	0	9,117,793	0	93,136,548
12	FEDERAL SOURCES	4000	29,174,647	0	0	0	29,174,647
13	Total Receipts/Revenues		286,934,444	36,114,062	20,312,970	1,773,031	345,134,507
14	DISBURSEMENTS/EXPENDITURES	Funct #					
15	INSTRUCTION	1000	189,057,724				189,057,724
16	SUPPORT SERVICES	2000	86,005,960	21,555,005	21,977,833		129,538,798
17	COMMUNITY SERVICES	3000	2,645,684	0	0		2,645,684
18	PAYMENTS TO OTHER DISTRICTS & GOVT. UNITS	4000	4,180,358	0	0		4,180,358
19	DEBT SERVICES	5000	0	0	0		0
20	PROVISION FOR CONTINGENCIES	6000	0	0	0		0
21	Total Disbursements/Expenditures		281,889,726	21,555,005	21,977,833		325,422,564
22	Excess of Receipts/Revenue Over/(Under) Disbursements/Expenditures		5,044,718	14,559,057	(1,664,863)	1,773,031	19,711,943
23	OTHER SOURCES/USES OF FUNDS						
24	OTHER SOURCES OF FUNDS (7000)		0	0	0	0	0
25	OTHER USES OF FUNDS (8000)		0	14,489,420	0	0	14,489,420
26	TOTAL OTHER SOURCES/USES OF FUNDS		0	(14,489,420)	0	0	(14,489,420)
27	ESTIMATED ENDING FUND BALANCE		69,701,462	16,931,411	6,911,476	41,622,246	135,166,595

	A	B	H	I	J	K	L
1	*School Districts Only		ESTIMATED BUDGET FY2024-2025				
2							
3	31045300026						
4	<i>District Number</i>						
5	CUUSD 300						
6	<i>District Name</i>		Educational Fund	Operations & Maintenance Fund	Transportation Fund	Working Cash Fund	Total
7	ESTIMATED BEGINNING FUND BALANCE (must equal prior Ending Fund Balance)		69,701,462	16,931,411	6,911,476	41,622,246	135,166,595
8	RECEIPTS/REVENUES	Acct #					
9	LOCAL SOURCES	1000					0
10	FLOW-THROUGH RECEIPTS/REVENUES FROM ONE DISTRICT TO ANOTHER DISTRICT	2000					0
11	STATE SOURCES	3000					0
12	FEDERAL SOURCES	4000					0
13	Total Receipts/Revenues		0	0	0	0	0
14	DISBURSEMENTS/EXPENDITURES	Funct #					
15	INSTRUCTION	1000					0
16	SUPPORT SERVICES	2000					0
17	COMMUNITY SERVICES	3000					0
18	PAYMENTS TO OTHER DISTRICTS & GOVT. UNITS	4000					0
19	DEBT SERVICES	5000					0
20	PROVISION FOR CONTINGENCIES	6000					0
21	Total Disbursements/Expenditures		0	0	0		0
22	Excess of Receipts/Revenue Over/(Under) Disbursements/Expenditures		0	0	0	0	0
23	OTHER SOURCES/USES OF FUNDS						
24	OTHER SOURCES OF FUNDS (7000)						0
25	OTHER USES OF FUNDS (8000)						0
26	TOTAL OTHER SOURCES/USES OF FUNDS		0	0	0	0	0
27	ESTIMATED ENDING FUND BALANCE		69,701,462	16,931,411	6,911,476	41,622,246	135,166,595

	A	B	M	N	O	P	Q
1	*School Districts Only		ESTIMATED BUDGET FY2025-2026				
2							
3	31045300026						
4	<i>District Number</i>						
5	CUUSD 300						
6	<i>District Name</i>		Educational Fund	Operations & Maintenance Fund	Transportation Fund	Working Cash Fund	Total
7	ESTIMATED BEGINNING FUND BALANCE (must equal prior Ending Fund Balance)		69,701,462	16,931,411	6,911,476	41,622,246	135,166,595
8	RECEIPTS/REVENUES	Acct #					
9	LOCAL SOURCES	1000					0
10	FLOW-THROUGH RECEIPTS/REVENUES FROM ONE DISTRICT TO ANOTHER DISTRICT	2000					0
11	STATE SOURCES	3000					0
12	FEDERAL SOURCES	4000					0
13	Total Receipts/Revenues		0	0	0	0	0
14	DISBURSEMENTS/EXPENDITURES	Funct #					
15	INSTRUCTION	1000					0
16	SUPPORT SERVICES	2000					0
17	COMMUNITY SERVICES	3000					0
18	PAYMENTS TO OTHER DISTRICTS & GOVT. UNITS	4000					0
19	DEBT SERVICES	5000					0
20	PROVISION FOR CONTINGENCIES	6000					0
21	Total Disbursements/Expenditures		0	0	0		0
22	Excess of Receipts/Revenue Over/(Under) Disbursements/Expenditures		0	0	0	0	0
23	OTHER SOURCES/USES OF FUNDS						
24	OTHER SOURCES OF FUNDS (7000)						0
25	OTHER USES OF FUNDS (8000)						0
26	TOTAL OTHER SOURCES/USES OF FUNDS		0	0	0	0	0
27	ESTIMATED ENDING FUND BALANCE		69,701,462	16,931,411	6,911,476	41,622,246	135,166,595

	A	B	R	S	T	U	V
1	*School Districts Only		ESTIMATED BUDGET FY2026-2027				
2							
3	31045300026						
4	<i>District Number</i>						
5	CUUSD 300						
6	<i>District Name</i>		Educational Fund	Operations & Maintenance Fund	Transportation Fund	Working Cash Fund	Total
7	ESTIMATED BEGINNING FUND BALANCE (must equal prior Ending Fund Balance)		69,701,462	16,931,411	6,911,476	41,622,246	135,166,595
8	RECEIPTS/REVENUES	Acct #					
9	LOCAL SOURCES	1000					0
10	FLOW-THROUGH RECEIPTS/REVENUES FROM ONE DISTRICT TO ANOTHER DISTRICT	2000					0
11	STATE SOURCES	3000					0
12	FEDERAL SOURCES	4000					0
13	Total Receipts/Revenues		0	0	0	0	0
14	DISBURSEMENTS/EXPENDITURES	Funct #					
15	INSTRUCTION	1000					0
16	SUPPORT SERVICES	2000					0
17	COMMUNITY SERVICES	3000					0
18	PAYMENTS TO OTHER DISTRICTS & GOVT. UNITS	4000					0
19	DEBT SERVICES	5000					0
20	PROVISION FOR CONTINGENCIES	6000					0
21	Total Disbursements/Expenditures		0	0	0		0
22	Excess of Receipts/Revenue Over/(Under) Disbursements/Expenditures		0	0	0	0	0
23	OTHER SOURCES/USES OF FUNDS						
24	OTHER SOURCES OF FUNDS (7000)						0
25	OTHER USES OF FUNDS (8000)						0
26	TOTAL OTHER SOURCES/USES OF FUNDS		0	0	0	0	0
27	ESTIMATED ENDING FUND BALANCE		69,701,462	16,931,411	6,911,476	41,622,246	135,166,595

	A	B	W	X	Y	Z
1	*School Districts Only		SUMMARY BUDGET ADDENDUM - DEFICIT REDUCTION PLAN ESTIMATED BUDGET Date of Adoption: <input type="text"/> (Enter as MM/DD/YY)			
2						
3	31045300026					
4	District Number					
5	CUUSD 300					
6	District Name		FY2023-2024	FY2024-2025	FY2025-2026	FY2026-2027
7	ESTIMATED BEGINNING FUND BALANCE <i>(must equal prior Ending Fund Balance)</i>		129,944,072	135,166,595	135,166,595	135,166,595
8	RECEIPTS/REVENUES	Acct #				
9	LOCAL SOURCES	1000	222,823,312	0	0	0
10	FLOW-THROUGH RECEIPTS/REVENUES FROM ONE DISTRICT TO ANOTHER DISTRICT	2000	0	0	0	0
11	STATE SOURCES	3000	93,136,548	0	0	0
12	FEDERAL SOURCES	4000	29,174,647	0	0	0
13	Total Receipts/Revenues		345,134,507	0	0	0
14	DISBURSEMENTS/EXPENDITURES	Funct #				
15	INSTRUCTION	1000	189,057,724	0	0	0
16	SUPPORT SERVICES	2000	129,538,798	0	0	0
17	COMMUNITY SERVICES	3000	2,645,684	0	0	0
18	PAYMENTS TO OTHER DISTRICTS & GOVT. UNITS	4000	4,180,358	0	0	0
19	DEBT SERVICES	5000	0	0	0	0
20	PROVISION FOR CONTINGENCIES	6000	0	0	0	0
21	Total Disbursements/Expenditures		325,422,564	0	0	0
22	Excess of Receipts/Revenue Over/(Under) Disbursements/Expenditures		19,711,943	0	0	0
23	OTHER SOURCES/USES OF FUNDS					
24	OTHER SOURCES OF FUNDS (7000)		0	0	0	0
25	OTHER USES OF FUNDS (8000)		14,489,420	0	0	0
26	TOTAL OTHER SOURCES/USES OF FUNDS		(14,489,420)	0	0	0
27	ESTIMATED ENDING FUND BALANCE		135,166,595	135,166,595	135,166,595	135,166,595

Deficit Reduction Plan-Background/Assumptions (School Districts Only)
Fiscal Year 2023-2024
through Fiscal Year 2026-2027

CUSD 300 31045300026

Please complete the following schedule and include a brief description to identify any areas of the budget that will be impacted from one year to the next. If the deficit reduction plan relies upon new local revenues, identify contingencies for further budget reductions which will be enacted in the event those new revenues are not available.

1. Background and Narrative of Budget Reductions:

2. Assumptions Used in the Deficit Reduction Plan:

- EBF and Estimated New Tier Funding:

- Equal Assessed Valuation and Tax Rates:

- Employee Salaries and Benefits:

Deficit Reduction Plan-Background/Assumptions (School Districts Only)

Fiscal Year 2023-2024

through Fiscal Year 2026-2027

- Short- and Long-Term Borrowing:

- Educational Impact:

- Other Assumptions:

- Has the district considered shared services or outsourcing (Ex: Transportation, Insurance)? If yes, please explain:

Evidence-Based Funding: Fiscal Year 2024 Spending Plan

COMM UNIT SCH DIST 300

Part I: Achieving Student Growth and Making Progress Toward State Education Goals

The questions below allow you to indicate the strategic priorities and strategies that will drive your efforts to achieve student growth and make progress toward state education goals. These may involve investing in any combination of an Organizational Unit's core resources time, money, people, and programs.

Collaboration Opportunity - Organizational Units may find that Part I is most easily and effectively completed if led by program leaders in consultation with finance leaders.

1) What are the Organizational Unit's strategic goals for student success for the 2023-24 school year? What measures will be used to evaluate progress? (No more than 2000 characters, including spaces.)

Under the CUSD 300 strategic plan for the school year 2023-2024 our goals are as follows: 1.) Increase % of students who are proficient on their ELA/Reading state assessment by 3%, for all student groups for the purpose of ensuring all students attain and sustain grade level proficiency in ELA, 2.) Increase of growth percentile for IAR on ELA/Reading, for all student groups for the purpose of ensuring all students attain and sustain grade level proficiency in ELA, 3.) Increase % of students who are proficient on their Math state assessment by 3%, for all student groups for the purpose of ensuring all students attain and sustain grade level proficiency in Math, 4.) Increase the Math growth percentile by 2 points, for all student groups for the purpose of ensuring all students attain and sustain grade level proficiency in ELA, 5.) Increase the student attendance rate for offered Tier 3 remediation sessions by 7% for the purpose of ensuring Tier 3 students receive the support that will allow them to attain and sustain grade level proficiency, 6.) Increase students completing College and Career Readiness Indicators by 5% for the purpose of strengthening early college and credit options for all high school students, 7.) Improve alignment of career, college, and advanced credit coursework enrollments to be +/- 5% of various district high school student demographics for the purpose of ensuring all students have access and are engaging in rigorous courses.

	Top Strategy 1	Top Strategy 2	Top Strategy 3
2) Select the top three strategies that the Organizational Unit will employ to achieve student growth and make progress toward state education goals. (Select three different responses from the dropdown list.)	Improve programs, curriculum, and/or learning tools	Maintain or increase equitable resource allocation for students so that more dollars benefit students in greater need	Provide interventions and services to reduce truancy or dropout rates
If "Other" was selected in question 2, please describe. (No more than 1000 characters, including spaces.)			

Part II: Planned Use of Evidence-Based Funding

The questions below provide an opportunity to document the stakeholders with whom you consulted and the data you analyzed as you determined your strategic allocations of FY 2024 EBF dollars. Key statistics related to EBF distributions are provided for your reference. Form 50-36/50-39 is typically released before current-year appropriations are known. Therefore, the figures provided are for the prior fiscal year.

Collaboration Opportunity - Organizational Units may find that questions in this section are most easily and effectively completed if led by finance leaders in consultation with program leaders.

Evidence-Based Funding Organizational Unit Results (FY 2023)	Final Resources / Adequacy Target = Percent of Adequacy	Average Student Enrollment	20,050.46	Adequacy Target	\$301,770,173.94
		Final Resources	\$208,765,152.29	Percent of Adequacy	69%
	Base Funding Minimum + Tier Funding = Gross State Contribution	Tier Assignment	1	Gross State Contribution	\$67,402,294.81
		FY23 Base Funding Minimum	\$61,679,288.42	FY 2023 Tier Funding	\$5,723,006.39
	Within FY 2023 Gross State Contribution, Resources Attributable to Specific Populations	Low-Income Students	\$7,851,299.80		
		English Learners (ELs)	\$2,229,433.67		
	Special Education	\$7,741,753.26			

	FY 2024 Tier Funding	Funding Type (Select)	*Note: Tier Funding allocations are published annually at https://www.isbe.net/Pages/ebfdistribution.aspx . Amounts are available in early August. Districts are encouraged to use actual funding amounts if they are available before transmitting the budget to ISBE.
1) FY 2024 Tier Funding Allocation*: Enter the dollar amount of Tier Funding allocated to the Organizational Unit within the FY 2024 Gross State Contribution. Enter "0" if current-year appropriations did not include Tier Funding. Select whether the amount is estimated or actual funding.	\$6,321,393.61	Actual	

		Data Source 1	Data Source 2		Data Source 3	
2)	Select the top three sources of data used to inform the Organizational Unit's planned allocation of EBF dollars. (Select three different responses.)	Student growth and achievement data, disaggregated by student groups	Student discipline and behavior data		Attendance data (e.g., chronic absenteeism, graduation or dropout rates)	
3)	Indicate with which groups the Organizational Unit engaged to inform its intended allocation of EBF dollars. (Select any that apply; otherwise leave blank.)	Bilingual Program Director(s)	Yes	Principals	Yes	Bilingual Parent Advisory Committee
		Special Ed. Program Director(s)	Yes	School Improvement Teams	Yes	Other Parent Group(s)
		Other Program Leaders	Yes	Teacher or Support Staff Unions		Community Focus Group(s)
		School Board Members	Yes	Other School Staff		Other
[Optional] Provide a brief description of the Organizational Unit's process for consulting with internal and external stakeholders in determining the allocation of EBF dollars. (No more than 1000 characters, including spaces.)						
		Priority Investment 1	Priority Investment 2		Priority Investment 3	
4)	Given the data analyzed, the stakeholders consulted, and the priorities identified in Part I, indicate the top three priority investments the Organizational Unit will make with its FY 2024 Base Funding Minimum (e.g., excluding Tier Funding). Choose "Other" if investments do not match the provided list. (Select three different responses. "Other" may be selected more than once if needed.)	Core Teachers	Core Intervention Teacher		EL Core Teacher	
If "Other" was selected in question 4, please describe. (No more than 1000 characters, including spaces.)						

Cost Factor Table

The table below presents the regionally adjusted amount embedded in the Organizational Unit's FY 2023 Adequacy Target for each of the 34 cost factors in the Evidence-Based Funding model (Column F). Column G is required for all Organizational Units that receive at least \$5,000 in Tier Funding, while column H is optional. Organizational Units may choose to provide additional narrative context in Columns I-M to elaborate on the figures included in the table. ISBE has produced guidance for populating the cost factor table. The guidance includes a definition for each cost factor, along with suggestions for using Employee Information System position codes and common expenditure accounts to support a determination of expenditures. This guidance is available at <https://www.isbe.net/ebfspendingplan>.

Column G: If the Organizational Unit will receive at least \$5,000 in FY 2024 Tier Funding (as entered in Q2.1/cell G31), column G is required. Please indicate the Organizational Unit's planned expenditures in FY 2024 from Tier Funds only. Organizational Units are not expected to place a value in each cell. Rather, the table allows for the communication of priority investments with new state resources for the current fiscal year. During years in which there is no new Tier Funding, column G will not be required. During years in which Tier Funding is available, the amount of new Tier Funding entered in Q2.1/cell G31 above must equal the sum in cell G90 below. If some or all Tier Funding is invested outside of the cost factors, enter a dollar amount in cell G89 and provide additional context in the space for narrative beginning in row 93.

Column H: Optionally, Organizational Units may populate column H with total planned expenditures in FY 2024 for each cost factor from all revenue sources (e.g., not just from EBF). By comparing the figures in column F to the figures entered in column H, the Organizational Unit may engage local stakeholders in productive dialogue about resource allocation decisions.

Cost Factors	Amount in FY 2023 Adjusted Adequacy Target	Budgeted FY 2024 Investments with New Tier Funding [Required]	Budgeted FY 2024 Expenditures (All Resources) [Optional]	Optional District Narratives
Core Investments	Core Teachers	\$70,843,770.53		Enter optional context for core investment decisions.
	Specialist Teachers	\$17,283,209.14		
	Instructional Facilitator	\$7,562,697.26		
	Core Intervention Teacher	\$3,063,208.58		
	Substitute Teachers	\$2,576,183.24	\$354,000.00	
	Guidance Counselor	\$5,336,697.43	\$79,657.00	
	Nurse	\$1,716,606.90		
	Supervisory Aide	\$2,780,220.55	\$240,000.00	
	Librarian	\$3,381,783.23		
	Librarian Aide	\$2,003,954.41		
	Principal	\$5,049,992.85		
	Assistant Principal	\$4,355,637.77	\$685,000.00	
	School Site Staff	\$3,336,088.25	\$67,921.00	
	Subtotal	\$129,290,050.14	\$1,426,578.00	

Per Student Investments	Gifted	\$1,794,341.70		Enter optional context for per student investment decisions.	
	Professional Development	\$2,506,307.50	\$1,500,000.00		
	Instructional Materials	\$5,393,573.74	\$363,815.61		
	Assessments	\$581,463.34			
	Computer & Tech Equipment	\$11,448,812.66			
	Student Activities	\$7,099,739.68			
	Maintenance & Operations	\$24,601,914.42			
	Central Office	\$17,704,556.18	\$500,000.00		
	Employee Benefits	\$54,414,755.49			
		Subtotal*	\$126,584,439.09		\$2,363,815.61
Additional Investments	Low-Income Intervention Teacher	\$4,430,407.33	\$1,000,000.00	Enter optional context for additional investment decisions.	
	Low-Income Pupil Support Staff	\$4,430,407.33			
	Low-Income Extended Day Teacher	\$4,615,606.06	\$750,000.00		
	Low-Income Summer School Teacher	\$4,615,606.06			
	EL Intervention Teacher	\$2,083,296.81			
	EL Pupil Support Staff	\$2,083,296.81	\$656,000.00		
	EL Extended Day Teacher	\$2,170,226.82			
	EL Summer School Teacher	\$2,170,226.82			
	EL Core Teacher	\$2,604,121.01			
	Sp Ed Teacher	\$10,749,085.86			
	Sp Ed Instructional Assistant	\$4,265,264.45	\$125,000.00		
	Sp Ed Psychologist	\$1,678,139.22			
		Subtotal	\$45,895,684.58		\$2,531,000.00
	Other Investments				
	Total**	\$301,770,173.94	\$6,321,393.61	Tier Funding Check (Cell G90) Complete, G90-G31	
<p>*The subtotal for Per Student Investments is a calculated figure that adjusts salary portions of Central Office and Maintenance & Operations to account for regional salary differences. As a result, the sum of each individual cost factor will not equal the subtotal.</p> <p>**The total is the Final Adequacy Target (adjusted for Regionalization Factor) calculated in the Full FY 2023 EBF Calculation file. Due to differences in rounding, this figure may vary slightly from the sum of the subtotals in this table.</p>					
<p>If some or all Tier Funding was invested outside of the cost factors, please describe. (No more than 1000 characters, including spaces.)</p>					
Part III: Support for Special Student Groups					
<p>EBF statute sets aside specific allocations to be spent for special education, English learners, and low-income students. Per statute these designated funds must be spent on programs and services benefiting these specific student groups. Funds for English learners and low-income students must be spent in addition to, and not in lieu of, funding that supports general programs of instruction for all students. Funds attributable to special education must be used for the provision of special education facilities and services as outlined in ILCS 14-1.08 Current-year EBF amounts attributable to each of the special student groups must be reported in cells G100-G102 below. If the Organizational Unit received at least \$5,000 for any of the student groups, a response to the questions below is required. For amounts less than \$5,000, a response is optional. All other EBF funds may be spent in any manner deemed appropriate by the school district.</p> <p>Collaboration Opportunity - Organizational Units may find that questions in this section are most easily and effectively completed through collaboration between program leaders affiliated with each student group and finance leaders.</p>					
1)	FY 2024 Student Population Allocations*: Enter the dollar amount of resources attributable to Specific Populations within the FY24 Gross State Contribution. Enter "0" if no funds are allocated for a student group. Select whether amounts are estimated or actual.	Low-Income Students	Enter Amounts	Select type	*Note: Allocations for each of the three student groups are published annually at isbe.net/ebf/dist under "Reports." Amounts are typically available by September 1. Districts are encouraged to use actual amounts if they are available before transmitting the budget to ISBE.
		English Learners	\$8,521,367.52	Actual	
		Special Education	\$2,559,410.41	Actual	
			\$8,191,836.48	Actual	

2)	Organizational Unit investment of EBF dollars for low-income students: Select the investments that apply. (Optionally, dollar amounts for each investment may be entered.) Response Required	Low-Income Intervention Teacher	Yes	Low-Income Extended Day Teacher		Other Investments					
		[Optional - Enter \$]		[Optional - Enter \$]		[Optional - Enter \$]					
		Low-Income Pupil Support Staff	Yes	Low-Income Summer School Teacher							
		[Optional - Enter \$]		[Optional - Enter \$]							
Additional context for the Organizational Unit's planned use of dollars attributable to low-income students in FY 2024. (Required if "Other Investments" selected above. No more than 500 characters, including spaces.)											
3)	Organizational Unit investment of EBF dollars for English learners: Select the investments that apply. (Optionally, dollar amounts for each investment may be entered.) Response Required	English Learner Intervention Teacher	Yes	English Learner Extended Day Teacher		English Learner Core Teacher	Yes				
		[Optional - Enter \$]		[Optional - Enter \$]		[Optional - Enter \$]					
		English Learner Pupil Support Staff	Yes	English Learner Summer School Teacher		Other Investments					
		[Optional - Enter \$]		[Optional - Enter \$]		[Optional - Enter \$]					
Additional context for the Organizational Unit's planned use of dollars attributable to English learners in FY 2024. (Required if "Other Investments" selected above. No more than 500 characters, including spaces.)											
4)	Organizational Units investment of EBF dollars for Special Education: Select the investments that apply. (Optionally, dollar amounts for each investment may be entered.) Response Required	Special Education Teacher	Yes	Special Education Psychologist							
		[Optional - Enter \$]		[Optional - Enter \$]							
		Special Education Instructional Assistant	Yes	Other Investments							
		[Optional - Enter \$]		[Optional - Enter \$]							
Additional context for the Organizational Unit's planned use of dollars attributable to Special Education students in FY 2024. (Required if "Other Investments" selected above. No more than 500 characters, including spaces.)											
Plan Assurances											
Please complete the assurances below related to Article 14C of the Illinois School Code, which stipulates allowable expenditures for English learners. Organizational Units should maintain supporting documentation (e.g., sign-in sheets, meeting agendas) to affirm the veracity of the below assurances. Note that a separate collection of the Bilingual Service Plan takes place before each school year and must be separately reviewed by the Bilingual Parent Advisory Committee (BPAC). Responses in this plan should be aligned with information contained in the Bilingual Service Plan. Responses in this section are only required if an Organizational Unit receives any amount of EBF dollars attributable to English learners.											
Collaboration Opportunity - Organizational Units may find that the plan assurances are most easily and effectively completed if led by program leaders.											
<p>1.) "I hereby affirm that at least 60% of the school district's state funds attributable to English learners will be used for instructional costs of programs and services for English learners (function 1000), in accordance with Article 14C of the Illinois School Code. The remaining balance of state funds attributable to English learners will also be used to serve English learners." Required <input type="checkbox"/> Yes</p> <p>2.) "My school district has at least one attendance center with 20 or more English learners (including parental refusals) who speak the same home language other than English in grades K-12. Alternatively and/or additionally, my school district has at least one attendance center with 20 or more English learners (including parent refusals) who speak the same home language other than English in pre-K." Required <input type="checkbox"/> Yes</p> <p>3.) "I hereby affirm that the school district's BPAC will review this EBF Spending Plan by or before October 31, 2023." Required <input type="checkbox"/> Yes</p> <p>4.) Enter the anticipated date on which the BPAC review will take place and the name of the BPAC chair for SY 2023-24. Required</p> <table border="1" style="width: 100%;"> <tr> <td style="width: 60%;">BPAC Meeting (MM/DD/YYYY)</td> <td>9/20/2023</td> </tr> <tr> <td>Name of Chair</td> <td>Xenia Delgado</td> </tr> </table>								BPAC Meeting (MM/DD/YYYY)	9/20/2023	Name of Chair	Xenia Delgado
BPAC Meeting (MM/DD/YYYY)	9/20/2023										
Name of Chair	Xenia Delgado										

Spending Plan Completion Tracker		
Use the information below to confirm completion of all required questions. Note that the "status" column adjusts to responses, so the tracker is most helpful to consult after you have completed the spending plan.		
Question	Status	Acceptance Criteria
Part 1, Q1	Complete	Character length of response must be >10 and <=2000, including spaces.
Part 1, Q2	Complete	A <u>different</u> response must be selected in G11, I11, and L11; cells cannot be blank.
Part 1, Q2 (Narrative)	Complete	Response required only if "Other" selected in G11, I11, or L11; character length of response must be >10 and <=1000, including spaces.
Part 2, Q1	Complete	A numeric value must be entered in cell G31 (estimated or actual Tier Funding, or 0 if appropriations did not include Tier Funding). A type must be selected in cell H3:
Part 2, Q2	Complete	A <u>different</u> response must be selected in G35, I35, and L35; cells cannot be blank.
Part 2, Q3	Complete	At least one response must be selected.
Part 2, Q4	Complete	Cells G43, I43, and L43 cannot be blank. "Other" may be selected more than once, but other responses may not be repeated
Part 2, Q4 (Narrative)	Complete	Response required only if "Other" selected in G43, I43, or L43; character length of response must be >10 and <=1000, including spaces.
Part 2, Q5 (Cell G90)	Complete	Cell G90 must be equal to the value in cell G31.
Part 2, Q5 (Narrative)	Complete	Response required only if a value was entered in cell G89; character length of response must be >10 and <=1000, including spaces
Part 3, Q1 Low-Income Funds	Complete	A numeric value must be entered, which may be "0" if the organizational unit received no funding for the specified student group. A type must be selected in cell H10C
Part 3, Q1 English Learner Funds	Complete	A numeric value must be entered, which may be "0" if the organizational unit received no funding for the specified student group. A type must be selected in cell H10I
Part 3, Q1 Spec. Ed. Funds	Complete	A numeric value must be entered, which may be "0" if the organizational unit received no funding for the specified student group. A type must be selected in cell H10J
Part 3, Q2	Complete	At least one response must be selected.
Part 3, Q2 (Narrative)	Complete	Response required only if "Other Investments" was selected in the previous question; character length of response must be >10 and <=500, including spaces
Part 3, Q3	Complete	At least one response must be selected.
Part 3, Q3 (Narrative)	Complete	Response required only if "Other Investments" was selected in the previous question; character length of response must be >10 and <=500, including spaces
Part 3, Q4	Complete	At least one response must be selected.
Part 3, Q4 (Narrative)	Complete	Response required only if "Other Investments" was selected in the previous question; character length of response must be >10 and <=500, including spaces
Assurances 1	Complete	Response required if the value entered in cell G101>0.
Assurances 2	Complete	Response required if the value entered in cell G101>0.
Assurances 3	Complete	Response required if "Yes" selected in cell E133.
Assurances 4 (Meeting Date)	Complete	Response required if "Yes" selected in cell E133; enter date in MM/DD/YYYY format
Assurances 4 (Name of Chair)	Complete	Response required if "Yes" selected in cell E133.

ESTIMATED LIMITATION OF ADMINISTRATIVE COSTS (School Districts Only)

(For Local Use Only)

This is an estimated Limitation of Administrative Costs Worksheet only and will not be accepted for Official Submission of the Limitation of Administrative Costs Worksheet.

The worksheet is intended for use during the budgeting process to estimate the district's percent increase of FY2024 budgeted expenditures over actual FY2023 expenditures. Budget information is copied to this page. Insert the prior year estimated actual expenditures to compute the estimated percentage increase (decrease).

The official Limitation of Administrative Costs Worksheet is attached to the end of the Annual Financial Report (ISBE Form 50-35) and may be submitted in conjunction with that report.

An official Limitation of Administrative Costs Worksheet can also be found on the ISBE website at: [Limitation of Administrative Costs](#)

ESTIMATED LIMITATION OF ADMINISTRATIVE COSTS WORKSHEET

(Section 17-1.5 of the School Code)

School District Name: **CUSD 300**

RCDT Number: **31045300026**

		Estimated Actual Expenditures, Fiscal Year 2023				Budgeted Expenditures, Fiscal Year 2024			
		(10)	(20)	(80)		(10)	(20)	(80)	
Description	Funct. No.	Educational Fund	Operations & Maintenance Fund	Tort Fund	Total	Educational Fund	Operations & Maintenance Fund	Tort Fund	Total
1. Executive Administration Services	2320	1,170,792			1,170,792	1,207,159		0	1,207,159
2. Special Area Administration Services	2330				0	0		0	0
3. Other Support Services - School Administration	2490				0	0		0	0
4. Direction of Business Support Services	2510	480,000			480,000	558,195	0	0	558,195
5. Internal Services	2570	472,401			472,401	441,105		0	441,105
6. Direction of Central Support Services	2610				0	0		0	0
7. Deduct - Early Retirement or other pension obligations required by state law and included above.					0				0
8. Totals		2,123,193	0	0	2,123,193	2,206,459	0	0	2,206,459
9. Estimated Percent Increase (Decrease) for FY2024 (Budgeted) over (Actual) FY 2023									4%

REPORTING OF PUBLIC VENDOR CONTRACTS OF \$1,000 OR MORE (School Districts Only)

*In accordance with the School Code, Section 10-20.21, all school districts are required to file a report listing 'vendor contracts' as an attachment to their budget. In this context, the term "vendor contracts" refers to "all contracts and agreements that pertain to goods and services that were intended to generate additional revenue and other remunerations for the school district in excess of \$1,000, including without limitation vending machine contracts, sports and other attire, class rings, and photographic services. **The report is to list information regarding such contracts for the fiscal year immediately preceding the fiscal year of the budget.** All such contracts executed on or after July 1, 2007 must be approved by the school board.*

[See: School Code, Section 10-20.21 - Contracts](#)

Name of Vendor	Product or Service Provided	Net Revenue	Non-Monetary Remuneration	Purpose of Proceeds	Distribution Method and Recipient of Non-Monetary Remunerations Distributed
Pepsi America	Soft Drink Vending	29,372	\$3000 of Product	Student Needs	Volume
VIP	Student Photos	2,867	Student/Staff ID's	Student Needs	Volume
Herff Jones Cap & Gowns	Class Rings & Cap & Gowns	2,400	Caps & Gowns	Student Needs	Volume
Compass Group Snack Vending	Snacks	6,854	NA	Student Needs	
ECC Banners	Advertisement Banners	3,000	\$3000 of Product	Student Needs	Volume

Reference Description

- ¹ Each fund balance should correspond to the fund balance reflected on the books as of June 30th - Balance Sheet Accounts #/20 and #/30 (audit figures, if available).
- ² Accounting and Financial Reporting for Certain Grants and Other Financial Assistance. The "On-Behalf" Payments should only be reflected on this page (Budget Summary, Lines 10 and 20).
- ³ Requires the secretary of the school board to notify the county clerk (within 30 days of the transfer approval) to abate an equal amount of taxes to be next extended. See Sec. 10-22.14 & 17-2.11.
- ^{3a} Requires notification to the county clerk to abate an equal amount from taxes next extended. See section 10-22.14
- ⁴ Principal on Bonds Sold:
 - (1) Funding Bonds are to be entered in the fund or funds in which the liability occurs.
 - (2) Refunding Bonds can be entered in the Debt Services Fund only.
 - (3) Building Bonds can be entered in the Capital Projects Fund only.
 - (4) Fire Prevention and Safety Bonds can be entered in the Fire Prevention & Safety Fund only.
- ⁵ The proceeds from the sale of school sites, buildings, or other real estate shall be used first to pay the principal and interest on any outstanding bonds on the property being sold, and after all such bonds have been retired, the remaining proceeds from the sale next shall be used by the school board to meet any urgent district needs as determined under Sections 2-3.12 and 17-2.11 of the School Code. Once these issues have been addressed, any remaining proceeds may be used for any other authorized purpose and for deposit into any district fund.
- ⁶ The School Code, Section 10-22.44 prohibits the transfer of interest earned on the investment of "any funds for purposes of Illinois Municipal Retirement under the Pension Code." This prohibition does not include funds for Social Security and Medicare-only purposes. For additional requirements on interest earnings, see 23 Illinois Administrative Code, Part 100, Section 100.50
- ⁷ Cash plus investments must be greater than or equal to zero.
- ⁸ For cash basis budgets, this total will equal the Budget Summary - Total Direct Receipts/Revenues (Line 9) plus Total Other Sources of Funds (Line 46).
- ⁹ For cash basis budgets, this total will equal the Budget Summary - Total Direct Disbursements/Expenditures (Line 19) plus Total Other Uses of Funds (Line 79).
- ¹⁰ Working Cash Fund loans may be made to any district fund for which taxes are levied (Section 20-5 of the School Code).
- ¹¹ Include revenue accounts 1110 through 1115, 1117, 1118 & 1120.
- ¹² The School Code Section 17-2.2c. Tax for leasing educational facilities or computer technology or both, and for temporary relocation expense purposes.
- ¹³ Corporate personal property replacement tax revenue must be first applied to the Municipal Retirement/Social Security Fund to replace tax revenue lost due to the abolition of the corporate personal property tax (30 ILCS 115/12). This provision does not apply to taxes levied for Medicare-Only purposes.
- ¹⁴ Only tuition payments made to private facilities. See Functions 4200 or 4400 for estimated public facility disbursements/expenditures.
- ¹⁵ Payment towards the retirement of lease/purchase agreements or bonded/other indebtedness principal only otherwise reported within the fund - e.g.: alternate revenue bonds. (Describe & Itemize)
- ¹⁶ Only abolishment of Working Cash Fund must transfer its funds directly to the Educational Fund upon adoption of a resolution and at the close of the current school Year (see 105 ILCS 5/20-8 for further explanation)
Only abatement of working cash fund can transfer its funds to any fund in most need of money
(see 105 ILCS 5/20-10 for further explanation)

CHECK FOR ERRORS

This worksheet checks various cells to assure that selected items are in balance.

Please fix errors below before submitting to ISBE.

Budget Item References	Message
1. Deficit Reduction Plan (DefReductPlan 23-27 tab)	
Is Deficit Reduction Plan Required? (Joint Agreements do not complete Deficit Reduction Plan.)	Deficit Reduction Plan is not required
If required, is Deficit Reduction Plan completed? (DefReductPlan 23-27 tab)	
2. Cover Page (Cover tab)	
District Name must be selected from drop-down. (Cell H13)	OK
Accounting Basis must be selected on Cover sheet.	OK
Dates (Day, Month, Year) must be input on Cover sheet.	OK
Board Names must be typed on Cover sheet.	ERROR - TYPE BOARD NAMES
3. Budget Summary: Other Sources (BudgetSum 2-4 tab - Acct 7000) must equal Other Uses (BudgetSum 2-4 tab - Acct 8000).	
Estimated Beginning Fund Balance July, 1 2023 for all Funds (Cells C3 - K3) (Line must have a number or zero. Do not leave blank.)	OK
Estimated Activity Fund Beginning Fund Balance July, 1 2023 (Cell C83) (Cell must have a number or zero. Do not leave blank.)	OK
Transfer Among Funds (Funds 10, 20, 40 - Acct 7130 - Cells C29, D29, F29), must equal (Funds 10, 20 & 40 - Acct 8130 - Cells C52, D52, F52).	OK
Transfer of Interest (Funds 10 thru 90 - Acct 7140 - Cells C30:K30), must equal (Funds 10 thru 60, & 80 - Acct 8140 - Cells C53:H53, J53).	OK
Transfer to Debt Service to Pay Principal on GASB 87 Leases (Fund 30 - Acct 7400 - Cell E39) must equal (Funds 10, 20 & 60 - Acct 8400 Cells C57:H60).	OK
Transfer to Debt Service to Pay Interest on GASB 87 Leases (Fund 30 - Acct 7500 - Cell E40) must equal (Funds 10, 20 & 60 - Acct 8500 - Cells C61:H64).	OK
Transfer to Debt Service Fund to Pay Principal on Revenue Bonds (Fund 30 - Acct 7600 - Cell E41) must equal (Funds 10 & 20 - Acct 8600 - Cells C65:D68).	OK
Transfer to Debt Service to Pay Interest on Revenue Bonds (Fund 30 - Acct 7700 - Cell E42) must equal (Funds 10 & 20 - Acct 8700 - Cells C69:D72).	OK
Transfer to Capital Projects Fund (Fund 60 - Acct 7800 - Cell H43) must equal (Fund 10 & 20, Acct 8800 - Cells C73:D76).	OK
4. Summary of Cash Transactions: Beginning Cash Balance on Hand July 1, 2023 (CashSum 5 tab, All Funds) cannot be negative.	
Educational (Fund 10 - Cell C3)	OK
Operations & Maintenance (Fund 20 - Cell D3)	OK
Debt Service (Fund 30 - Cell E3)	OK
Transportation (Fund 40 - Cell F3)	OK
Municipal Retirement/Social Security (Fund 50 - Cell G3)	OK
Capital Projects (Fund 60 - Cell H3)	OK
Working Cash (Fund 70 - Cell I3)	OK
Tort (Fund 80 - Cell J3)	OK
Fire Prevention & Safety (Fund 90 - Cell K3)	OK
Activity Funds (Cell C23)	OK
5. Summary of Cash Transactions: Ending Cash Balance on Hand June 30, 2024 (CashSum 5 tab - All Funds) cannot be negative.	
Educational (Fund 10 - Cell C21)	OK
Operations & Maintenance (Fund 20 - Cell D21)	OK
Debt Service (Fund 30 - Cell E21)	OK
Transportation (Fund 40 - Cell F21)	OK
Municipal Retirement/Social Security (Fund 50 - Cell G21)	OK
Capital Projects (Fund 60 - Cell H21)	OK
Working Cash (Fund 70 - Cell I21)	OK
Tort (Fund 80 - Cell J21)	OK
Fire Prevention & Safety (Fund 90 - Cell K21)	OK
6. Summary of Cash Transactions: Other Receipts (CashSum 5 tab) must equal Other Disbursements (CashSum 5 tab).	
Interfund Loans Payable (Funds 10:60, 80, 90 - Acct 411 - Cells C6:H6, J6:K6) must equal Interfund Loans Receivable (Funds 10:20, 40, 70 - Acct 141 - Cells C15:D15, F15, I15).	OK
Interfund Loans Receivable (Funds 10, 20, 40, 70 - Acct 141 - Cells C7:D7, F7, I7) must equal Interfund Loans Payable (Funds 10:60, 80, 90 - Acct 411 - Cells C16:H16, J16, K16).	OK
7. Estimated Revenue (EstRev 6-11 tab)	
Amounts must be input for revenue.	OK
8. Estimated Expenditures (EstExp 12-20 tab)	
Amounts must be input for expenditures.	OK
9. Itemization Notes: Revenues/Expenditures reported that require note on Itemize 21 tab.	
Include brief note(s) describing revenue source.	OK
Include brief note(s) describing expenditure use.	OK
10. EBF Spending Plan	
All required questions have been answered.	OK

End of Balancing

**Community Unit School District 300 Monthly
Fixed Asset Disposals
09/01/2023**

Date Submitted	Location	Type	Manufacturer / Publisher	Model/Title	Serial #	Tag	Reason for Disposal	Method of Disposal
8/4/2023	DMS	SmartBoard	Smart	SmartBoard SB680	SB680-R2-703423	T014846	Broken	Tech Recycle
8/30/2023	Tech Warehouse	Gaylord of Chromebook parts X2	HP	Mic parts	Mic parts	N/A	Broken	Tech Recycle
8/30/2023	Tech Warehouse	14 boxes of asus c202 chargers	Asus	N/A	N/A	all of them	Obsolete	Tech Recycle
8/30/2023	Tech Warehouse	Chromebook	Asus	C202	HCNXCX01K725525	T66102	Obsolete	Tech Recycle
8/30/2023	Tech Warehouse	Chromebook	Asus	C202	G3NXCX00W700127	T41964	Obsolete	Tech Recycle
8/30/2023	Tech Warehouse	Chromebook	Asus	C202	G3NXCX00W57912A	T41909	Obsolete	Tech Recycle
8/30/2023	Tech Warehouse	Chromebook	Asus	C202	G3NXCX01A72112G	T41981	Obsolete	Tech Recycle
8/30/2023	Tech Warehouse	Chromebook	Asus	C202	G3NXCX017210128	T41997	Obsolete	Tech Recycle
8/30/2023	Tech Warehouse	Chromebook	Asus	C202	G3NXCX01A625127	T42022	Obsolete	Tech Recycle
8/30/2023	Tech Warehouse	Chromebook	Asus	C202	G3NXCX01A592124	T42045	Obsolete	Tech Recycle
8/30/2023	Tech Warehouse	Chromebook	Asus	C202	G3NXCX01A68112A	T42081	Obsolete	Tech Recycle
8/30/2023	Tech Warehouse	Chromebook	Asus	C202	G4NXCX00244815F	T42340	Obsolete	Tech Recycle
8/30/2023	Tech Warehouse	Chromebook	Asus	C202	G3NXCX01221512E	T50382	Obsolete	Tech Recycle
8/30/2023	Tech Warehouse	Chromebook	Asus	C202	G3NXCX012165127	T50384	Obsolete	Tech Recycle
8/30/2023	Tech Warehouse	Chromebook	Asus	C202	G3NXCX012987120	T50683	Obsolete	Tech Recycle
8/30/2023	Tech Warehouse	Chromebook	Asus	C202	G3NXCX016717128	T51034	Obsolete	Tech Recycle
8/30/2023	Tech Warehouse	Chromebook	Asus	C202	G3NXCX01681712D	T51187	Obsolete	Tech Recycle
8/30/2023	Tech Warehouse	Chromebook	Asus	C202	G3NXCX01158112C	T50971	Obsolete	Tech Recycle
8/30/2023	Tech Warehouse	Chromebook	Asus	C202	G3NXCX00E76310G	T51250	Obsolete	Tech Recycle
8/30/2023	Tech Warehouse	Chromebook	Asus	C202	G3NXCX01D141135	T48977	Obsolete	Tech Recycle
8/30/2023	Tech Warehouse	Chromebook	Asus	C202	G4NXCX007094159	T44873	Obsolete	Tech Recycle
8/30/2023	Tech Warehouse	Chromebook	Asus	C202	G3NXCX00W941129	T47383	Obsolete	Tech Recycle
8/30/2023	Tech Warehouse	Chromebook	Asus	C202	G3NXCX01B017124	T49023	Obsolete	Tech Recycle
8/30/2023	Tech Warehouse	Chromebook	Asus	C202	G4NXCX00817815B	T66654	Obsolete	Tech Recycle
8/30/2023	Tech Warehouse	Chromebook	Asus	C202	G3NXCX00F464109	T51765	Obsolete	Tech Recycle
8/30/2023	Tech Warehouse	Chromebook	Asus	C202	G4NXCX00849015B	T47254	Obsolete	Tech Recycle
8/30/2023	Tech Warehouse	Chromebook	Asus	C202	G4NXCX00866115F	T47307	Obsolete	Tech Recycle
8/30/2023	Tech Warehouse	Chromebook	Asus	C202	G3NXCX00F298108	T51750	Obsolete	Tech Recycle
8/30/2023	Tech Warehouse	Chromebook	Asus	C202	G3NXCX011336120	T51888	Obsolete	Tech Recycle
8/30/2023	Tech Warehouse	Chromebook	Asus	C202	G3NXCX016738122	T51950	Obsolete	Tech Recycle
8/30/2023	Tech Warehouse	Chromebook	Asus	C202	G3NXCX019816123	T52138	Obsolete	Tech Recycle
8/30/2023	Tech Warehouse	Chromebook	Asus	C202	G3NXCX00N309112	T52193	Obsolete	Tech Recycle
8/30/2023	Tech Warehouse	Chromebook	Asus	C202	G3NXCX00578409A	T52339	Obsolete	Tech Recycle
8/30/2023	Tech Warehouse	Chromebook	Asus	C202	G3NXCX01133412A	T52471	Obsolete	Tech Recycle
8/30/2023	Tech Warehouse	Chromebook	Asus	C202	G3NXCX012259129	T52639	Obsolete	Tech Recycle
8/30/2023	Tech Warehouse	Chromebook	Asus	C202	G3NXCX00R594114	T52645	Obsolete	Tech Recycle
8/30/2023	Tech Warehouse	Chromebook	Asus	C202	G3NXCX00K794118	T52646	Obsolete	Tech Recycle
8/30/2023	Tech Warehouse	Chromebook	Asus	C202	G3NXCX00N96111D	T52675	Obsolete	Tech Recycle
8/30/2023	Tech Warehouse	Chromebook	Asus	C202	G4NXCX00Z37915G	T42369	Obsolete	Tech Recycle
8/30/2023	Tech Warehouse	Chromebook	Asus	C202	G4NXCX01M068167	T51574	Obsolete	Tech Recycle
8/30/2023	Tech Warehouse	Chromebook	Asus	C202	G4NXCX019586152	T44047	Obsolete	Tech Recycle
8/30/2023	Tech Warehouse	Chromebook	Asus	C202	G4NXCX00Z792157	T44417	Obsolete	Tech Recycle
8/30/2023	Tech Warehouse	Chromebook	Asus	C202	G4NXCX00670915C	T48004	Obsolete	Tech Recycle
8/30/2023	Tech Warehouse	Chromebook	Asus	C202	G4NXCX01A135158	T49690	Obsolete	Tech Recycle
8/30/2023	Tech Warehouse	Chromebook	Asus	C202	G4NXCX00A90315B	T49912	Obsolete	Tech Recycle

8/30/2023	Tech Warehouse	Chromebook	Asus	C202	G3NXCX01143012G	T41502	Obsolete	Tech Recycle
8/30/2023	Tech Warehouse	Chromebook	Asus	C202	G3NXCX01D99313H	T41593	Obsolete	Tech Recycle
8/30/2023	Tech Warehouse	Chromebook	Asus	C202	G4NXCX00860615F	T43113	Obsolete	Tech Recycle
8/30/2023	Tech Warehouse	Chromebook	Asus	C202	G4NXCX008610158	T43126	Obsolete	Tech Recycle
8/30/2023	Tech Warehouse	Chromebook	Asus	C202	G3NXCX00W913120	T41437	Obsolete	Tech Recycle
8/30/2023	Tech Warehouse	Chromebook	Asus	C202	G3NXCX01E342139	T45269	Obsolete	Tech Recycle
8/30/2023	Tech Warehouse	Chromebook	Asus	C202	G3NXCX01145112B	T41498	Obsolete	Tech Recycle
8/30/2023	Tech Warehouse	Chromebook	Asus	C202	G3NXCX01D66613B	T51082	Obsolete	Tech Recycle
8/30/2023	Tech Warehouse	Chromebook	Asus	C202	G3NXCX01D678133	T51083	Obsolete	Tech Recycle
8/30/2023	Tech Warehouse	Chromebook	Asus	C202	G3NXCX01990912D	T41589	Obsolete	Tech Recycle
8/30/2023	Tech Warehouse	Chromebook	Asus	C202	G3NXCX01988112D	T41635	Obsolete	Tech Recycle
8/30/2023	Tech Warehouse	Chromebook	Asus	C202	G3NXCX01197212D	T41728	Obsolete	Tech Recycle
8/30/2023	Tech Warehouse	Chromebook	Asus	C202	G4NXCX010347158	T42590	Obsolete	Tech Recycle
8/30/2023	Tech Warehouse	Chromebook	Asus	C202	G4NXCX019397158	T42721	Obsolete	Tech Recycle
8/30/2023	Tech Warehouse	Chromebook	Asus	C202	G4NXCX00B19115B	T42984	Obsolete	Tech Recycle
8/30/2023	Tech Warehouse	Chromebook	Asus	C202	G4NXCX009314155	T42866	Obsolete	Tech Recycle
8/30/2023	Tech Warehouse	Chromebook	Asus	C202	G4NXCX00B916155	T43425	Obsolete	Tech Recycle
8/30/2023	Tech Warehouse	Chromebook	Asus	C202	G4NXCX006801156	T43451	Obsolete	Tech Recycle
8/30/2023	Tech Warehouse	Chromebook	Asus	C202	G4NXCX00924615A	T42935	Obsolete	Tech Recycle
8/30/2023	Tech Warehouse	Chromebook	Asus	C202	G4NXCX00Z999154	T42976	Obsolete	Tech Recycle
8/30/2023	Tech Warehouse	Chromebook	Asus	C202	G3NXCX01A316128	T50993	Obsolete	Tech Recycle
8/30/2023	Tech Warehouse	Chromebook	Asus	C202	G3NXCX01966112F	T41233	Obsolete	Tech Recycle
8/30/2023	Tech Warehouse	Chromebook	Asus	C202	G3NXCX01189912D	T45698	Obsolete	Tech Recycle
8/30/2023	Tech Warehouse	Chromebook	Asus	C202	G4NXCX005523158	T45899	Obsolete	Tech Recycle
8/30/2023	Tech Warehouse	Chromebook	Asus	C202	G4NXCX00589115C	T45913	Obsolete	Tech Recycle
8/30/2023	Tech Warehouse	Chromebook	Asus	C202	G4NXCX005932156	T45928	Obsolete	Tech Recycle
8/30/2023	Tech Warehouse	Chromebook	Asus	C202	G3NXCX00F486108	T48358	Obsolete	Tech Recycle
8/30/2023	Tech Warehouse	Chromebook	Asus	C202	G3NXCX011897127	T48293	Obsolete	Tech Recycle
8/30/2023	Tech Warehouse	Chromebook	Asus	C202	G3NXCX00F396107	T48390	Obsolete	Tech Recycle
8/30/2023	Tech Warehouse	Chromebook	Asus	C202	G3NXCX013959123	T48395	Obsolete	Tech Recycle
8/30/2023	Tech Warehouse	Chromebook	Asus	C202	G3NXCX00X257123	T50081	Obsolete	Tech Recycle
8/30/2023	Tech Warehouse	Chromebook	Asus	C202	G4NXCX00Z58515E	T48419	Obsolete	Tech Recycle
8/30/2023	Tech Warehouse	Chromebook	Asus	C202	G3NXCX00L00411C	T50305	Obsolete	Tech Recycle
8/30/2023	Tech Warehouse	Chromebook	Asus	C202	G4NXCX00A892158	T46658	Obsolete	Tech Recycle
8/30/2023	Tech Warehouse	Chromebook	Asus	C202	G4NXCX00D354157	T46612	Obsolete	Tech Recycle
8/30/2023	Tech Warehouse	Chromebook	Asus	C202	G4NXCX00C727157	T46745	Obsolete	Tech Recycle
8/30/2023	Tech Warehouse	Chromebook	Asus	C202	G4NXCX019755158	T46785	Obsolete	Tech Recycle
8/30/2023	Tech Warehouse	Chromebook	Asus	C202	G4NXCX009990153	T46789	Obsolete	Tech Recycle
8/30/2023	Tech Warehouse	Chromebook	Asus	C202	G3NXCX012056120	T49189	Obsolete	Tech Recycle
8/30/2023	Tech Warehouse	Chromebook	Asus	C202	G4NXCX019511159	T42498	Obsolete	Tech Recycle
8/30/2023	Tech Warehouse	Chromebook	Asus	C202	G4NXCX00885415A	T46176	Obsolete	Tech Recycle
8/30/2023	Tech Warehouse	Chromebook	Asus	C202	G4NXCX00Z041159	T46091	Obsolete	Tech Recycle
8/30/2023	Tech Warehouse	Chromebook	Asus	C202	G3NXCX00C981108	T49235	Obsolete	Tech Recycle
8/30/2023	Tech Warehouse	Chromebook	Asus	C202	G3NXCX011516125	T41514	Obsolete	Tech Recycle
8/30/2023	Tech Warehouse	Chromebook	Asus	C202	G4NXCX00Z410155	T42408	Obsolete	Tech Recycle
8/30/2023	Tech Warehouse	Chromebook	Asus	C202	G3NXCX01D637132	T47541	Obsolete	Tech Recycle
8/30/2023	Tech Warehouse	Chromebook	Asus	C202	G4NXCX009746158	T44120	Obsolete	Tech Recycle
8/30/2023	Tech Warehouse	Chromebook	Asus	C202	G3NXCX019620123	T47612	Obsolete	Tech Recycle
8/30/2023	Tech Warehouse	Chromebook	Asus	C202	G3NXCX00K979117	T47676	Obsolete	Tech Recycle
8/30/2023	Tech Warehouse	Chromebook	Asus	C202	G3NXCX013348129	T47785	Obsolete	Tech Recycle
8/30/2023	Tech Warehouse	Chromebook	Asus	C202	G3NXCX01D27813A	T47795	Obsolete	Tech Recycle
8/30/2023	Tech Warehouse	Chromebook	Asus	C202	G3NXCX00W63812F	T47803	Obsolete	Tech Recycle
8/30/2023	Tech Warehouse	Chromebook	Asus	C202	G3NXCX00R615119	T47829	Obsolete	Tech Recycle

8/30/2023	Tech Warehouse	Chromebook	Asus	C202	G4NXCX010195154	T46023	Obsolete	Tech Recycle
8/30/2023	Tech Warehouse	Chromebook	Asus	C202	G4NXCX00D421154	T46162	Obsolete	Tech Recycle
8/30/2023	Tech Warehouse	Chromebook	Asus	C202	G4NXCX01012915H	T46204	Obsolete	Tech Recycle
8/30/2023	Tech Warehouse	Chromebook	Asus	C202	G4NXCX00D725159	T42316	Obsolete	Tech Recycle
8/30/2023	Tech Warehouse	Chromebook	Asus	C202	G4NXCX01983115F	T43785	Obsolete	Tech Recycle
8/30/2023	Tech Warehouse	Chromebook	Asus	C202	G3NXCX013485128	T47859	Obsolete	Tech Recycle
8/30/2023	Tech Warehouse	Chromebook	Asus	C202	G4NXCX00927115A	T43355	Obsolete	Tech Recycle
8/30/2023	Tech Warehouse	Chromebook	Asus	C202	G3NXCX012034126	T41832	Obsolete	Tech Recycle
8/30/2023	Tech Warehouse	Chromebook	Asus	C202	G4NXCX01961815D	T43730	Obsolete	Tech Recycle
8/30/2023	Tech Warehouse	Chromebook	Asus	C202	G3NXCX00P245118	T41349	Obsolete	Tech Recycle
8/30/2023	Tech Warehouse	Chromebook	Asus	C202	G4NXCX00A538158	T43894	Obsolete	Tech Recycle
8/30/2023	Tech Warehouse	Chromebook	Asus	C202	G4NXCX009737158	T43916	Obsolete	Tech Recycle
8/30/2023	Tech Warehouse	Chromebook	Asus	C202	G3NXCX00K92111E	T41408	Obsolete	Tech Recycle
8/30/2023	Tech Warehouse	Chromebook	Asus	C202	G4NXCX00A655158	T44052	Obsolete	Tech Recycle
8/30/2023	Tech Warehouse	Chromebook	Asus	C202	G4NXCX010513156	T45399	Obsolete	Tech Recycle
8/30/2023	Tech Warehouse	Chromebook	Asus	C202	G3NXCX00W580122	T45545	Obsolete	Tech Recycle
8/30/2023	Tech Warehouse	Chromebook	Asus	C202	G3NXCX00W291123	T45597	Obsolete	Tech Recycle
8/30/2023	Tech Warehouse	Chromebook	Asus	C202	G3NXCX01697212D	T45623	Obsolete	Tech Recycle
8/30/2023	Tech Warehouse	Chromebook	Asus	C202	G3NXCX00W934124	T45653	Obsolete	Tech Recycle
8/30/2023	Tech Warehouse	Chromebook	Asus	C202	G3NXCX01E46913A	T45194	Obsolete	Tech Recycle
8/30/2023	Tech Warehouse	Chromebook	Asus	C202	G4NXCX007642151	T44712	Obsolete	Tech Recycle
8/30/2023	Tech Warehouse	Chromebook	Asus	C202	G4NXCX007068157	T44889	Obsolete	Tech Recycle
8/30/2023	Tech Warehouse	Chromebook	Asus	C202	G3NXCX011485128	T48494	Obsolete	Tech Recycle
8/30/2023	Tech Warehouse	Chromebook	Asus	C202	G3NXCX011442129	T48535	Obsolete	Tech Recycle
8/30/2023	Tech Warehouse	Chromebook	Asus	C202	G3NXCX01D468134	T48607	Obsolete	Tech Recycle
8/30/2023	Tech Warehouse	Chromebook	Asus	C202	G3NXCX01D46213D	T49080	Obsolete	Tech Recycle
8/30/2023	Tech Warehouse	Chromebook	Asus	C202	G3NXCX00E907102	T49084	Obsolete	Tech Recycle
8/30/2023	Tech Warehouse	Chromebook	Asus	C202	G3NXCX01D96213C	T49251	Obsolete	Tech Recycle
8/30/2023	Tech Warehouse	Chromebook	Asus	C202	G3NXCX00F297107	T49305	Obsolete	Tech Recycle
8/30/2023	Tech Warehouse	Chromebook	Asus	C202	G3NXCX01956212A	T49442	Obsolete	Tech Recycle
8/30/2023	Tech Warehouse	Chromebook	Asus	C202	G3NXCX01A40312F	T49577	Obsolete	Tech Recycle
8/30/2023	Tech Warehouse	Chromebook	Asus	C202	G4NXCX00D55415B	T49488	Obsolete	Tech Recycle
8/30/2023	Tech Warehouse	Chromebook	Asus	C202	G3NXCX00W43212C	T49614	Obsolete	Tech Recycle
8/30/2023	Tech Warehouse	Chromebook	Asus	C202	G4NXCX00Z785158	T49642	Obsolete	Tech Recycle
8/30/2023	Tech Warehouse	Chromebook	Asus	C202	G6NXCX01196923C	T52864	Obsolete	Tech Recycle
8/30/2023	Tech Warehouse	Chromebook	Asus	C202	G6NXCX030612253	T53804	Obsolete	Tech Recycle
8/30/2023	Tech Warehouse	Chromebook	Asus	C202	G6NXCX00W256234	T52935	Obsolete	Tech Recycle
8/30/2023	Tech Warehouse	Chromebook	Asus	C202	G6NXCX011867238	T52931	Obsolete	Tech Recycle
8/30/2023	Tech Warehouse	Chromebook	Asus	C202	G6NXCX02Z91925A	T52799	Obsolete	Tech Recycle
8/30/2023	Tech Warehouse	Chromebook	Asus	C202	G3NXCX00D501109	T175968	Obsolete	Tech Recycle
8/30/2023	Tech Warehouse	Chromebook	Asus	C202	G9NXCXKKR00237A	T55021	Obsolete	Tech Recycle
8/30/2023	Tech Warehouse	Chromebook	Asus	C202	G4NXCX00B41115D	T53881	Obsolete	Tech Recycle
8/30/2023	Tech Warehouse	Chromebook	Asus	C202	H4NXCX00Z40415D	T56256	Obsolete	Tech Recycle
8/30/2023	Tech Warehouse	Chromebook	Asus	C202	H3NXCX01P055136	T56290	Obsolete	Tech Recycle
8/30/2023	Tech Warehouse	Chromebook	Asus	C202	H3NXCX01P09613D	T56228	Obsolete	Tech Recycle
8/30/2023	Tech Warehouse	Chromebook	Asus	C202	H4NXCX00U439148	T56355	Obsolete	Tech Recycle
8/30/2023	Tech Warehouse	Chromebook	Asus	C202	H4NXCX00U537140	T56353	Obsolete	Tech Recycle
8/30/2023	Tech Warehouse	Chromebook	Asus	C202	H4NXCX00T18414A	T56584	Obsolete	Tech Recycle
8/30/2023	Tech Warehouse	Chromebook	Asus	C202	H4NXCX00T282145	T56591	Obsolete	Tech Recycle
8/30/2023	Tech Warehouse	Chromebook	Asus	C202	H4NXCX00S803145	T56604	Obsolete	Tech Recycle
8/30/2023	Tech Warehouse	Chromebook	Asus	C202	H4NXCX00S74414G	T56619	Obsolete	Tech Recycle
8/30/2023	Tech Warehouse	Chromebook	Asus	C202	H4NXCX00T287142	T56689	Obsolete	Tech Recycle
8/30/2023	Tech Warehouse	Chromebook	Asus	C202	H4NXCX00660713F	T56711	Obsolete	Tech Recycle

8/30/2023	Tech Warehouse	Chromebook	Asus	C202	H4NXCX00R72214H	T56772	Obsolete	Tech Recycle
8/30/2023	Tech Warehouse	Chromebook	Asus	C202	H4NXCX00H32014B	T56980	Obsolete	Tech Recycle
8/30/2023	Tech Warehouse	Chromebook	Asus	C202	H4NXCX00Z538158	T57007	Obsolete	Tech Recycle
8/30/2023	Tech Warehouse	Chromebook	Asus	C202	H4NXCX00T937144	T57110	Obsolete	Tech Recycle
8/30/2023	Tech Warehouse	Chromebook	Asus	C202	H4NXCX00F71214D	T57157	Obsolete	Tech Recycle
8/30/2023	Tech Warehouse	Chromebook	Asus	C202	H4NXCX00T702149	T57229	Obsolete	Tech Recycle
8/30/2023	Tech Warehouse	Chromebook	Asus	C202	H4NXCX00H28114B	T57195	Obsolete	Tech Recycle
8/30/2023	Tech Warehouse	Chromebook	Asus	C202	H4NXCX00R883143	T57334	Obsolete	Tech Recycle
8/30/2023	Tech Warehouse	Chromebook	Asus	C202	H4NXCX00H428148	T57481	Obsolete	Tech Recycle
8/30/2023	Tech Warehouse	Chromebook	Asus	C202	H4NXCX00N11314B	T57527	Obsolete	Tech Recycle
8/30/2023	Tech Warehouse	Chromebook	Asus	C202	H3NXCX02A50913A	T58912	Obsolete	Tech Recycle
8/30/2023	Tech Warehouse	Chromebook	Asus	C202	H4NXCX00F91214E	T59073	Obsolete	Tech Recycle
8/30/2023	Tech Warehouse	Chromebook	Asus	C202	H4NXCX00H69914A	T59212	Obsolete	Tech Recycle
8/30/2023	Tech Warehouse	Chromebook	Asus	C202	H4NXCX00V196147	T59268	Obsolete	Tech Recycle
8/30/2023	Tech Warehouse	Chromebook	Asus	C202	H4NXCX00R935146	T59325	Obsolete	Tech Recycle
8/30/2023	Tech Warehouse	Chromebook	Asus	C202	H4NXCX00V209145	T59333	Obsolete	Tech Recycle
8/30/2023	Tech Warehouse	Chromebook	Asus	C202	H4NXCX00V14714G	T59360	Obsolete	Tech Recycle
8/30/2023	Tech Warehouse	Chromebook	Asus	C202	H4NXCX00R63514C	T59684	Obsolete	Tech Recycle
8/30/2023	Tech Warehouse	Chromebook	Asus	C202	H4NXCX00N687142	T59691	Obsolete	Tech Recycle
8/30/2023	Tech Warehouse	Chromebook	Asus	C202	H4NXCX00N429149	T59710	Obsolete	Tech Recycle
8/30/2023	Tech Warehouse	Chromebook	Asus	C202	H4NXCX00N30314C	T59760	Obsolete	Tech Recycle
8/30/2023	Tech Warehouse	Chromebook	Asus	C202	H4NXCX00N37914G	T59771	Obsolete	Tech Recycle
8/30/2023	Tech Warehouse	Chromebook	Asus	C202	H4NXCX02R66017E	T58302	Obsolete	Tech Recycle
8/30/2023	Tech Warehouse	Chromebook	Asus	C202	H3NXCX02D584134	T58755	Obsolete	Tech Recycle
8/30/2023	Tech Warehouse	Chromebook	Asus	C202	H4NXCX02N838160	T60083	Obsolete	Tech Recycle
8/30/2023	Tech Warehouse	Chromebook	Asus	C202	H5NXCX01703320D	T60502	Obsolete	Tech Recycle
8/30/2023	Tech Warehouse	Chromebook	Asus	C202	H4NXCX00S512144	T57712	Obsolete	Tech Recycle
8/30/2023	Tech Warehouse	Chromebook	Asus	C202	H4NXCX00S47714B	T57652	Obsolete	Tech Recycle
8/30/2023	Tech Warehouse	Chromebook	Asus	C202	H4NXCX00S66414A	T57707	Obsolete	Tech Recycle
8/30/2023	Tech Warehouse	Chromebook	Asus	C202	H4NXCX00M726147	T57708	Obsolete	Tech Recycle
8/30/2023	Tech Warehouse	Chromebook	Asus	C202	H4NXCX00S94514D	T57724	Obsolete	Tech Recycle
8/30/2023	Tech Warehouse	Chromebook	Asus	C202	H4NXCX00R427149	T57840	Obsolete	Tech Recycle
8/30/2023	Tech Warehouse	Chromebook	Asus	C202	H4NXCX00R287142	T57896	Obsolete	Tech Recycle
8/30/2023	Tech Warehouse	Chromebook	Asus	C202	H4NXCX00W10814F	T58008	Obsolete	Tech Recycle
8/30/2023	Tech Warehouse	Chromebook	Asus	C202	H4NXCX02R78317C	T58047	Obsolete	Tech Recycle
8/30/2023	Tech Warehouse	Chromebook	Asus	C202	H3NXCX02C60013H	T58210	Obsolete	Tech Recycle
8/30/2023	Tech Warehouse	Chromebook	Asus	C202	H3NXCX02D110139	T58188	Obsolete	Tech Recycle
8/30/2023	Tech Warehouse	Chromebook	Asus	C202	H3NXCX02C81813C	T58163	Obsolete	Tech Recycle
8/30/2023	Tech Warehouse	Chromebook	Asus	C202	H7NXCX04X973306	T60910	Obsolete	Tech Recycle
8/30/2023	Tech Warehouse	Chromebook	Asus	C202	H7NXCX03C317299	T60825	Obsolete	Tech Recycle
8/30/2023	Tech Warehouse	Chromebook	Asus	C202	H7NXCX04H12130C	T61079	Obsolete	Tech Recycle
8/30/2023	Tech Warehouse	Chromebook	Asus	C202	H8NXCX006972318	T61149	Obsolete	Tech Recycle
8/30/2023	Tech Warehouse	Chromebook	Asus	C202	H8NXCX00101831E	T61248	Obsolete	Tech Recycle
8/30/2023	Tech Warehouse	Chromebook	Asus	C202	H9NXCX03M95337C	T55577	Obsolete	Tech Recycle
8/30/2023	Tech Warehouse	Chromebook	Asus	C202	HBNXCX02410348F	T66274	Obsolete	Tech Recycle
8/30/2023	Tech Warehouse	Chromebook	Asus	C202	HCNXCX01R011526	T66065	Obsolete	Tech Recycle
8/30/2023	Tech Warehouse	Chromebook	Asus	C202	HCNXCX00Z274507	T66578	Obsolete	Tech Recycle
8/30/2023	Tech Warehouse	Chromebook	Asus	C202	HCNXCX01L84252D	T66133	Obsolete	Tech Recycle
8/30/2023	Tech Warehouse	Chromebook	Asus	C202	HCNXCX00X947507	T100871	Obsolete	Tech Recycle
8/30/2023	Tech Warehouse	Chromebook	Asus	C202	J1NXCX010659032	T69390	Obsolete	Tech Recycle
8/30/2023	Tech Warehouse	Chromebook	Asus	C202	J1NXCX010721036	T69206	Obsolete	Tech Recycle
8/30/2023	Tech Warehouse	Chromebook	Asus	C202	J1NXCX00Z69302D	T68972	Obsolete	Tech Recycle
8/30/2023	Tech Warehouse	Chromebook	Asus	C202	J1NXCX010160024	T69121	Obsolete	Tech Recycle

8/30/2023	Tech Warehouse	Chromebook	Asus	C202	J1NXCX010314027	T68722	Obsolete	Tech Recycle
8/30/2023	Tech Warehouse	Chromebook	Asus	C202	J1NXCX011162034	T69016	Obsolete	Tech Recycle
8/30/2023	Tech Warehouse	Chromebook	Asus	C202	J1NXCX011311031	T68800	Obsolete	Tech Recycle
8/30/2023	Tech Warehouse	Chromebook	Asus	C202	J1NXCX011423033	T69358	Obsolete	Tech Recycle
8/30/2023	Tech Warehouse	Chromebook	Asus	C202	J1NXCX011720033	T68789	Obsolete	Tech Recycle
8/30/2023	Tech Warehouse	Chromebook	Asus	C202	J1NXCX011966039	T69679	Obsolete	Tech Recycle
8/30/2023	Tech Warehouse	Chromebook	Asus	C202	J1NXCX01187303C	T69306	Obsolete	Tech Recycle
8/30/2023	Tech Warehouse	Chromebook	Asus	C202	J1NXCX012068038	T69165	Obsolete	Tech Recycle
8/30/2023	Tech Warehouse	Chromebook	Asus	C202	J1NXCX01312203B	T68561	Obsolete	Tech Recycle
8/30/2023	Tech Warehouse	Chromebook	Asus	C202	J1NXCX017915034	T69169	Obsolete	Tech Recycle
8/30/2023	Tech Warehouse	Chromebook	Asus	C202	J1NXCX01810803A	T68608	Obsolete	Tech Recycle
8/30/2023	Tech Warehouse	Chromebook	Asus	C202	J1NXCX018031038	T69374	Obsolete	Tech Recycle
8/30/2023	Tech Warehouse	Chromebook	Asus	C202	J1NXCX01892303E	T69047	Obsolete	Tech Recycle
8/30/2023	Tech Warehouse	Chromebook	Asus	C202	JCNXCX01N52052D	T83195	Obsolete	Tech Recycle
8/30/2023	Tech Warehouse	Chromebook	Asus	C202	JCNXCX01N44152A	T83166	Obsolete	Tech Recycle
8/30/2023	Tech Warehouse	Chromebook	Asus	C202	JCNXCX01X558527	T83226	Obsolete	Tech Recycle
8/30/2023	Tech Warehouse	Chromebook	Asus	C202	JCNXCX01N892529	T83206	Obsolete	Tech Recycle
8/30/2023	Tech Warehouse	Chromebook	Asus	C202	JCNXCX01N734527	T83449	Obsolete	Tech Recycle
8/30/2023	Tech Warehouse	Chromebook	Asus	C202	JCNXCX016788519	T83375	Obsolete	Tech Recycle
8/30/2023	Tech Warehouse	Chromebook	Asus	C202	JCNXCX017929515	T83571	Obsolete	Tech Recycle
8/30/2023	Tech Warehouse	Chromebook	Asus	C202	JCNXCX018067510	T83586	Obsolete	Tech Recycle
8/30/2023	Tech Warehouse	Chromebook	Asus	C202	JCNXCX00W717507	T83531	Obsolete	Tech Recycle
8/30/2023	Tech Warehouse	Chromebook	Asus	C202	JCNXCX01776051G	T83732	Obsolete	Tech Recycle
8/30/2023	Tech Warehouse	Chromebook	Asus	C202	JCNXCX00P289506	T83649	Obsolete	Tech Recycle
8/30/2023	Tech Warehouse	Chromebook	Asus	C202	JCNXCX00N734507	T83653	Obsolete	Tech Recycle
8/30/2023	Tech Warehouse	Chromebook	Asus	C202	JCNXCX01907451B	T83671	Obsolete	Tech Recycle
8/30/2023	Tech Warehouse	Chromebook	Asus	C202	JCNXCX017033518	T83684	Obsolete	Tech Recycle
8/30/2023	Tech Warehouse	Chromebook	Asus	C202	JCNXCX01N52529	T83350	Obsolete	Tech Recycle
8/30/2023	Tech Warehouse	Chromebook	Asus	C202	G3NXCX00X17712C	T41450	Obsolete	Tech Recycle
8/30/2023	Tech Warehouse	Chromebook	Asus	C202	G3NXCX01317012B	T50153	Obsolete	Tech Recycle
8/30/2023	Tech Warehouse	Chromebook	Asus	C202	N/A	T44157	Obsolete	Tech Recycle
8/30/2023	Tech Warehouse	Chromebook	Asus	C202	JCNXCX017382514	T83756	Obsolete	Tech Recycle
8/30/2023	Tech Warehouse	Chromebook	Asus	C202	N/A	T69297	Obsolete	Tech Recycle
8/30/2023	Tech Warehouse	Chromebook	Asus	C202	JCNXCX01N949526	T83235	Obsolete	Tech Recycle
8/30/2023	Tech Warehouse	Chromebook	Asus	C202	G6NXCX04B00426C	T53893	Obsolete	Tech Recycle
8/30/2023	Tech Warehouse	Chromebook	Asus	C202	J1NXCX015387034	T69725	Obsolete	Tech Recycle
8/30/2023	Tech Warehouse	Chromebook	Asus	C202	G4NXCX00811315B	T47309	Obsolete	Tech Recycle
8/30/2023	Tech Warehouse	Chromebook	Asus	C202	H4NXCX00H14914A	T59062	Obsolete	Tech Recycle
8/30/2023	Tech Warehouse	Chromebook	Asus	C202	G3NXCX00N40111B	T41385	Obsolete	Tech Recycle
8/30/2023	Tech Warehouse	Chromebook	Asus	C202	G4NXCX00Z491158	T42236	Obsolete	Tech Recycle
8/30/2023	Tech Warehouse	Chromebook	Asus	C202	G3NXCX01682912B	T51189	Obsolete	Tech Recycle
8/30/2023	Tech Warehouse	Chromebook	Asus	C202	G3NXCX00E088106	T51666	Obsolete	Tech Recycle
8/30/2023	Tech Warehouse	Chromebook	Asus	C202	H4NXCX02R68117E	T58435	Obsolete	Tech Recycle
8/30/2023	Tech Warehouse	Chromebook	Asus	C202	G4NXCX00Z47015G	T49542	Obsolete	Tech Recycle
8/30/2023	Tech Warehouse	Chromebook	Asus	C202	H4NXCX00M911147	T59418	Obsolete	Tech Recycle
8/30/2023	Tech Warehouse	Chromebook	Asus	C202	H4NXCX00T560149	T56511	Obsolete	Tech Recycle
8/30/2023	Tech Warehouse	Chromebook	Asus	C202	H3NXCX01H250138	T58794	Obsolete	Tech Recycle
8/30/2023	Tech Warehouse	Chromebook	Asus	C202	G3NXCX01B26712G	T47538	Obsolete	Tech Recycle
8/30/2023	Tech Warehouse	Chromebook	Asus	C202	KANXCVKKR00H425	T93451	Obsolete	Tech Recycle
8/30/2023	Tech Warehouse	Chromebook	Asus	C202	G3NXCX00574809B	T48967	Obsolete	Tech Recycle
8/30/2023	Tech Warehouse	Chromebook	Asus	C202	G3NXCX01D220138	T48803	Obsolete	Tech Recycle
8/30/2023	Tech Warehouse	Chromebook	Asus	C202	G4NXCX00C844155	T46800	Obsolete	Tech Recycle
8/30/2023	Tech Warehouse	Chromebook	Asus	C202	H9NXCX03L67837E	T55583	Obsolete	Tech Recycle

8/30/2023	Tech Warehouse	Chromebook	Asus	C202	G3NXCX00W83812A	T52011	Obsolete	Tech Recycle
8/30/2023	Tech Warehouse	Chromebook	Asus	C202	G3NXCX00F364107	T51223	Obsolete	Tech Recycle
8/30/2023	Tech Warehouse	Chromebook	Asus	C202	H3NXCX02A25813B	T58542	Obsolete	Tech Recycle
8/30/2023	Tech Warehouse	Chromebook	Asus	C202	G3NXCX013708124	T47851	Obsolete	Tech Recycle
8/30/2023	Tech Warehouse	Chromebook	Asus	C202	G4NXCX00Z827158	T49725	Obsolete	Tech Recycle
8/30/2023	Tech Warehouse	Chromebook	Asus	C202	H3NXCX02C812136	T100875	Obsolete	Tech Recycle
8/30/2023	Tech Warehouse	Chromebook	Asus	C202	H4NXCX00H54014F	T100872	Obsolete	Tech Recycle
8/30/2023	Tech Warehouse	Chromebook	Asus	C202	G3NXCX011584124	T50737	Obsolete	Tech Recycle
8/30/2023	Tech Warehouse	Chromebook	Asus	C202	G3NXCX01165412A	T50929	Obsolete	Tech Recycle
8/30/2023	Tech Warehouse	Chromebook	Asus	C202	H3NXCX01J163138	T58598	Obsolete	Tech Recycle
8/30/2023	Tech Warehouse	Chromebook	Asus	C202	G4NXCX00Z370157	T42358	Obsolete	Tech Recycle
8/30/2023	Tech Warehouse	Chromebook	Asus	C202	G4NXCX00D060159	T93413	Obsolete	Tech Recycle
8/30/2023	Tech Warehouse	Chromebook	Asus	C202	G3NXCX01D298138	T48840	Obsolete	Tech Recycle
8/30/2023	Tech Warehouse	Chromebook	Asus	C202	G4NXCX00988415F	T46794	Obsolete	Tech Recycle
8/30/2023	Tech Warehouse	Chromebook	Asus	C202	G3NXCX005714094	T52342	Obsolete	Tech Recycle
8/30/2023	Tech Warehouse	Chromebook	Asus	C202	G3NXCX01959612A	T47449	Obsolete	Tech Recycle
8/30/2023	Tech Warehouse	Chromebook	Asus	C202	H4NXCX00Z469155	T56219	Obsolete	Tech Recycle
8/30/2023	Tech Warehouse	Chromebook	Asus	C202	H4NXCX00W187142	T57047	Obsolete	Tech Recycle
8/30/2023	Tech Warehouse	Chromebook	Asus	C202	G3NXCX01D597136	T47756	Obsolete	Tech Recycle
8/30/2023	Tech Warehouse	Chromebook	Asus	C202	G4NXCX005689159	T100877	Obsolete	Tech Recycle
8/30/2023	Tech Warehouse	Chromebook	Asus	C202	G3NXCX01D483138	T49000	Obsolete	Tech Recycle
8/30/2023	Tech Warehouse	Chromebook	Asus	C202	J1NXCX01067903A	T69291	Obsolete	Tech Recycle
8/30/2023	Tech Warehouse	Chromebook	Asus	C202	G4NXCX005489153	T45898	Obsolete	Tech Recycle
8/30/2023	Tech Warehouse	Chromebook	Asus	C202	J1NXCX01109803G	T69112	Obsolete	Tech Recycle
8/30/2023	Tech Warehouse	Chromebook	Asus	C202	N/A	T45012	Obsolete	Tech Recycle
8/30/2023	Tech Warehouse	Chromebook	Asus	C202	N/A	T48652	Obsolete	Tech Recycle
8/30/2023	Tech Warehouse	Chromebook	Asus	C202	H4NXCX00N368144	T59539	Obsolete	Tech Recycle
8/30/2023	Tech Warehouse	Chromebook	Asus	C202	G3NXCX013095128	T50643	Obsolete	Tech Recycle
8/30/2023	Tech Warehouse	Chromebook	Asus	C202	N/A	T58709	Obsolete	Tech Recycle
8/30/2023	Tech Warehouse	Chromebook	Asus	C202	N/A	T61069	Obsolete	Tech Recycle
8/30/2023	Tech Warehouse	Chromebook	Asus	C202	N/A	T56426	Obsolete	Tech Recycle
8/30/2023	Tech Warehouse	Chromebook	Asus	C202	G4NXCX009815159	T43749	Obsolete	Tech Recycle
8/30/2023	Tech Warehouse	Chromebook	Asus	C202	N/A	T45701	Obsolete	Tech Recycle
8/30/2023	Tech Warehouse	Chromebook	Asus	C202	HBNXCX026272489	T69035	Obsolete	Tech Recycle
8/30/2023	Tech Warehouse	Chromebook	Asus	C202	H4NXCX02K684165	T58396	Obsolete	Tech Recycle
8/30/2023	Tech Warehouse	Chromebook	Asus	C202	G3NXCX01170912D	T47824	Obsolete	Tech Recycle
8/30/2023	Tech Warehouse	Chromebook	Asus	C202	G4NXCX006556151	T43378	Obsolete	Tech Recycle
8/30/2023	Tech Warehouse	Chromebook	Asus	C202	G3NXCX01A265127	T49635	Obsolete	Tech Recycle
8/30/2023	Tech Warehouse	Chromebook	Asus	C202	G4NXCX00542015C	T46940	Obsolete	Tech Recycle
8/30/2023	Tech Warehouse	Chromebook	Asus	C202	HANXCX00V711419	T61203	Obsolete	Tech Recycle
8/30/2023	Tech Warehouse	Chromebook	Asus	C202	G4NXCX01996315B	T49773	Obsolete	Tech Recycle
8/30/2023	Tech Warehouse	Chromebook	Asus	C202	J1NXCX00M37702A	T66082	Obsolete	Tech Recycle
8/30/2023	Tech Warehouse	Chromebook	Asus	C202	N/A	T50979	Obsolete	Tech Recycle
8/30/2023	Tech Warehouse	Chromebook	Asus	C202	H4NXCX00R444148	T57169	Obsolete	Tech Recycle
8/30/2023	Tech Warehouse	Chromebook	Asus	C202	G4NXCX00A311159	T43559	Obsolete	Tech Recycle
8/30/2023	Tech Warehouse	Chromebook	Asus	C202	G3NXCX00F300108	T51213	Obsolete	Tech Recycle
8/30/2023	Tech Warehouse	Chromebook	Asus	C202	H4NXCX00S092144	T175967	Obsolete	Tech Recycle
8/30/2023	Tech Warehouse	Chromebook	Asus	C202	G3NXCX00K689117	T41407	Obsolete	Tech Recycle
8/30/2023	Tech Warehouse	Chromebook	Asus	C202	G3NXCX01D656133	T41649	Obsolete	Tech Recycle
8/30/2023	Tech Warehouse	Chromebook	Asus	C202	G4NXCX00Z71915A	T49600	Obsolete	Tech Recycle
8/30/2023	Tech Warehouse	Chromebook	Asus	C202	G3NXCX00E93510F	T51513	Obsolete	Tech Recycle
8/30/2023	Tech Warehouse	Chromebook	Asus	C202	G4NXCX00Z186150	T42872	Obsolete	Tech Recycle
8/30/2023	Tech Warehouse	Chromebook	Asus	C202	G4NXCX00664815C	T48027	Obsolete	Tech Recycle

8/30/2023	Tech Warehouse	Chromebook	Asus	C202	G3NXCX01230712C	T52545	Obsolete	Tech Recycle
8/30/2023	Tech Warehouse	Chromebook	Asus	C202	J1NXCX01204403A	T68967	Obsolete	Tech Recycle
8/30/2023	Tech Warehouse	Chromebook	Asus	C202	G4NXCX006500158	T43000	Obsolete	Tech Recycle
8/30/2023	Tech Warehouse	Chromebook	Asus	C202	G4NXCX009849159	T43934	Obsolete	Tech Recycle
8/30/2023	Tech Warehouse	Chromebook	Asus	C202	K9NXCXKKR003366	T93470	Obsolete	Tech Recycle
8/30/2023	Tech Warehouse	Chromebook	Asus	C202	H4NXCX02N657169	T60229	Obsolete	Tech Recycle
8/30/2023	Tech Warehouse	Chromebook	Asus	C202	N/A	T83388	Obsolete	Tech Recycle
8/30/2023	Tech Warehouse	Chromebook	Asus	C202	N/A	T51470	Obsolete	Tech Recycle
8/30/2023	Tech Warehouse	Chromebook	Asus	C202	G6NXCX04B542268	T52851	Obsolete	Tech Recycle
8/30/2023	Tech Warehouse	Chromebook	Asus	C202	H4NXCX00U031145	T56385	Obsolete	Tech Recycle
8/30/2023	Tech Warehouse	Chromebook	Asus	C202	G4NXCX00B23515D	T42982	Obsolete	Tech Recycle
8/30/2023	Tech Warehouse	Chromebook	Asus	C202	G4NXCX00D18315B	T49493	Obsolete	Tech Recycle
8/30/2023	Tech Warehouse	Chromebook	Asus	C202	G3NXCX00X016126	T45652	Obsolete	Tech Recycle
8/30/2023	Tech Warehouse	Chromebook	Asus	C202	G3NXCX01B416120	T52174	Obsolete	Tech Recycle
8/30/2023	Tech Warehouse	Chromebook	Asus	C202	N/A	T69700	Obsolete	Tech Recycle
8/30/2023	Tech Warehouse	Chromebook	Asus	C202	H4NXCX00R784148	T57148	Obsolete	Tech Recycle
8/30/2023	Tech Warehouse	Chromebook	Asus	C202	G4NXCX01A25715D	T49661	Obsolete	Tech Recycle
8/30/2023	Tech Warehouse	Chromebook	Asus	C202	H4NXCX00T205142	T56630	Obsolete	Tech Recycle
8/30/2023	Tech Warehouse	Chromebook	Asus	C202	H4NXCX02N810169	T58512	Obsolete	Tech Recycle
8/30/2023	Tech Warehouse	Chromebook	Asus	C202	J1NXCX011401037	T69362	Obsolete	Tech Recycle
8/30/2023	Tech Warehouse	Chromebook	Asus	C202	g4nxcx010047156	T46126	Obsolete	Tech Recycle
8/30/2023	Tech Warehouse	Chromebook	Asus	C202	G3NXCX00R156112	T50215	Obsolete	Tech Recycle
8/30/2023	Tech Warehouse	Chromebook	Asus	C202	G3NXCX00D471103	T54050	Obsolete	Tech Recycle
8/30/2023	Tech Warehouse	Chromebook	Asus	C202	H4NXCX02P998167	T58394	Obsolete	Tech Recycle
8/30/2023	Tech Warehouse	Chromebook	Asus	C202	G3NXCX017348129	T51148	Obsolete	Tech Recycle
8/30/2023	Tech Warehouse	Chromebook	Asus	C202	N/A	T0058167	Obsolete	Tech Recycle
8/30/2023	Tech Warehouse	Chromebook	Asus	C202	N/A	T0041721	Obsolete	Tech Recycle
8/30/2023	Tech Warehouse	Chromebook	Asus	C202	N/A	T0060450	Obsolete	Tech Recycle
8/30/2023	Tech Warehouse	Chromebook	Asus	C202	N/A	T0069508	Obsolete	Tech Recycle
8/30/2023	Tech Warehouse	Chromebook	Asus	C202	N/A	T0059911	Obsolete	Tech Recycle
8/30/2023	Tech Warehouse	Chromebook	Asus	C202	N/A	T48800	Obsolete	Tech Recycle
8/30/2023	Tech Warehouse	Chromebook	Asus	C202	N/A	T0045383	Obsolete	Tech Recycle
8/30/2023	Tech Warehouse	Chromebook	Asus	C202	N/A	T0042727	Obsolete	Tech Recycle
8/30/2023	Tech Warehouse	Chromebook	Asus	C202	N/A	T0047996	Obsolete	Tech Recycle
8/30/2023	Tech Warehouse	Chromebook	Asus	C202	N/A	T10469	Obsolete	Tech Recycle
8/30/2023	Tech Warehouse	Chromebook	Asus	C202	N/A	T0050030	Obsolete	Tech Recycle
8/30/2023	Tech Warehouse	Chromebook	Asus	C202	N/A	T0043248	Obsolete	Tech Recycle
8/30/2023	Tech Warehouse	Chromebook	Asus	C202	N/A	T0044822	Obsolete	Tech Recycle
8/30/2023	Tech Warehouse	Chromebook	Asus	C202	N/A	T43383	Obsolete	Tech Recycle
8/30/2023	Tech Warehouse	Chromebook	Asus	C202	N/A	T0050569	Obsolete	Tech Recycle
8/30/2023	Tech Warehouse	Chromebook	Asus	C202	N/A	T0044948	Obsolete	Tech Recycle
8/30/2023	Tech Warehouse	Chromebook	Asus	C202	N/A	T0049230	Obsolete	Tech Recycle
8/30/2023	Tech Warehouse	Chromebook	Asus	C202	N/A	T69594	Obsolete	Tech Recycle
8/30/2023	Tech Warehouse	Chromebook	Asus	C202	N/A	T0058986	Obsolete	Tech Recycle
8/30/2023	Tech Warehouse	Chromebook	Asus	C202	N/A	T48460	Obsolete	Tech Recycle
8/30/2023	Tech Warehouse	Chromebook	Asus	C202	N/A	T0048667	Obsolete	Tech Recycle
8/30/2023	Tech Warehouse	Chromebook	Asus	C202	N/A	T43514	Obsolete	Tech Recycle
8/30/2023	Tech Warehouse	Chromebook	Asus	C202	N/A	T0058874	Obsolete	Tech Recycle
8/30/2023	Tech Warehouse	Chromebook	Asus	C202	N/A	T0047382	Obsolete	Tech Recycle
8/30/2023	Tech Warehouse	Chromebook	Asus	C202	N/A	T0051243	Obsolete	Tech Recycle
8/30/2023	Tech Warehouse	Chromebook	Asus	C202	N/A	T0044826	Obsolete	Tech Recycle
8/30/2023	Tech Warehouse	Chromebook	Asus	C202	N/A	T50004	Obsolete	Tech Recycle
8/30/2023	Tech Warehouse	Chromebook	Asus	C202	N/A	T0051162	Obsolete	Tech Recycle

8/30/2023	Tech Warehouse	Chromebook	Asus	C202	N/A	T53946	Obsolete	Tech Recycle
8/30/2023	Tech Warehouse	Chromebook	Asus	C202	N/A	T52140	Obsolete	Tech Recycle
8/30/2023	Tech Warehouse	Chromebook	Asus	C202	N/A	T60272	Obsolete	Tech Recycle
8/30/2023	Tech Warehouse	Chromebook	Asus	C202	N/A	T45656	Obsolete	Tech Recycle
8/30/2023	Tech Warehouse	Chromebook	Asus	C202	N/A	T42886	Obsolete	Tech Recycle
8/30/2023	Tech Warehouse	Chromebook	Asus	C202	N/A	T66362	Obsolete	Tech Recycle
8/30/2023	Tech Warehouse	Chromebook	Asus	C202	N/A	T50025	Obsolete	Tech Recycle
8/30/2023	Tech Warehouse	Chromebook	Asus	C202	N/A	T48104	Obsolete	Tech Recycle
8/30/2023	Tech Warehouse	Chromebook	Asus	C202	N/A	T83486	Obsolete	Tech Recycle
8/30/2023	Tech Warehouse	Chromebook	Asus	C202	N/A	T43834	Obsolete	Tech Recycle
8/30/2023	Tech Warehouse	Chromebook	Asus	C202	N/A	T57176	Obsolete	Tech Recycle
8/30/2023	Tech Warehouse	Chromebook	Asus	C202	N/A	T66008	Obsolete	Tech Recycle
8/30/2023	Tech Warehouse	Chromebook	Asus	C202	N/A	T47682	Obsolete	Tech Recycle
8/30/2023	Tech Warehouse	Chromebook	Asus	C202	N/A	T52926	Obsolete	Tech Recycle
8/30/2023	Tech Warehouse	Chromebook	Asus	C202	N/A	T48698	Obsolete	Tech Recycle
8/30/2023	Tech Warehouse	Chromebook	Asus	C202	N/A	T49492	Obsolete	Tech Recycle
8/30/2023	Tech Warehouse	Chromebook	Asus	C202	N/A	T44312	Obsolete	Tech Recycle
8/30/2023	Tech Warehouse	Chromebook	Asus	C202	N/A	T51817	Obsolete	Tech Recycle
8/30/2023	Tech Warehouse	Chromebook	Asus	C202	N/A	T42205	Obsolete	Tech Recycle
8/30/2023	Tech Warehouse	Chromebook	Asus	C202	N/A	T42523	Obsolete	Tech Recycle
8/30/2023	Tech Warehouse	Chromebook	Asus	C202	N/A	T41068	Obsolete	Tech Recycle
8/30/2023	Tech Warehouse	Chromebook	Asus	C202	N/A	T49336	Obsolete	Tech Recycle
8/30/2023	Tech Warehouse	Chromebook	Asus	C202	N/A	T68936	Obsolete	Tech Recycle
8/30/2023	Tech Warehouse	Chromebook	Asus	C202	N/A	T35378	Obsolete	Tech Recycle
8/30/2023	Tech Warehouse	Chromebook	Asus	C202	N/A	T49429	Obsolete	Tech Recycle
8/30/2023	Tech Warehouse	Chromebook	Asus	C202	N/A	T51611	Obsolete	Tech Recycle
8/30/2023	Tech Warehouse	Chromebook	Asus	C202	N/A	T57362	Obsolete	Tech Recycle
8/30/2023	Tech Warehouse	Chromebook	Asus	C202	N/A	T0059759	Obsolete	Tech Recycle
8/30/2023	Tech Warehouse	Chromebook	Asus	C202	N/A	T51736	Obsolete	Tech Recycle
8/30/2023	Tech Warehouse	Chromebook	Asus	C202	N/A	T42199	Obsolete	Tech Recycle
8/30/2023	Tech Warehouse	Chromebook	Asus	C202	N/A	T45061	Obsolete	Tech Recycle
8/30/2023	Tech Warehouse	Chromebook	Asus	C202	N/A	T69504	Obsolete	Tech Recycle
8/30/2023	Tech Warehouse	Chromebook	Asus	C202	N/A	T58171	Obsolete	Tech Recycle
8/30/2023	Tech Warehouse	Chromebook	Asus	C202	N/A	T47999	Obsolete	Tech Recycle
8/30/2023	Tech Warehouse	Chromebook	Asus	C202	N/A	T47075	Obsolete	Tech Recycle
8/30/2023	Tech Warehouse	Chromebook	Asus	C202	N/A	T55463	Obsolete	Tech Recycle
8/7/2023	JHS	Laptop	Lenovo	Lenovo P53 laptop	PF14N9HS	T89702	Broken	Tech Recycle
8/29/2023	LES	Printer	Ricoh	SP C411DN	Q7188600353	T006680	Broken	Tech Recycle
8/4/2023	DFEC	Recovery Beds	Fleetwood	N/A	N/A	N/A	Obsolete	Tech Recycle
8/4/2023	DFEC	1 desk	The HON Company	N/A	N/A	N/A	Obsolete	Metal Recycle
8/4/2023	DFEC	1 Desk	The HON Company	N/A	N/A	N/A	Obsolete	Metal Recycle
8/4/2023	DFEC	2 Desks Marked with an X	N/A	N/A	N/A	N/A	Obsolete	Metal Recycle
8/4/2023	DFEC	Broken Table	N/A	N/A	N/A	N/A	Obsolete	Disposal
8/4/2023	DFEC	4 bulletin boards	N/A	N/A	N/A	N/A	Obsolete	Disposal
8/14/2023	DFEC	Freezer	Rykoﬀ Sexton	N/A	N/A	002619	Obsolete	Metal Recycle
8/14/2023	DFEC	SMART Board and Projector	SMART	N/A	N/A	024066	Broken	Tech Recycle
8/14/2023	HHS	Clothes Washer	Hotpoint	Can't read	Can't read	N/A	Broken	Metal Recycle
8/14/2023	HHS	Clothes Dryer	Hotpoint	HTDX100GD6WW	SF753819C	N/A	Broken	Metal Recycle
8/17/2023	GES	Walkie Talkie	Motorola	C200	018TGG0409	T018249	Broken	Tech Recycle
8/17/2023	ADMIN	Portable Monitor	Asus	MB169	KALMTF128548	T89886	Broken	Tech Recycle
8/18/2023	JHS	Classroom furniture	N/A	N/A	N/A	N/A	Obsolete	Metal Recycle
8/24/2023	DFEC	Supine Infant Developer Stander	Adapt Products INC.	N/A	N/A	004373	Obsolete	Disposal
8/24/2023	DFEC	Adjustable Positioning Chair	N/A	N/A	N/A	004372	Obsolete	Disposal

8/24/2023	DFEC	Vertical stander with casters	N/A	N/A	N/A	004369	Obsolete	Disposal
8/24/2023	DCHS	Robotic Legos	Lego	Mindstorm EV3 Core Set	N/A	4000000705233	Obsolete	Tech Recycle
8/25/2023	DCHS	Robotic Legos	Lego	Mindstorm EV3 Core Set	N/A	4000000705234	Obsolete	Tech Recycle
8/26/2023	DCHS	Robotic Legos	Lego	Mindstorm EV3 Core Set	N/A	4000000705235	Obsolete	Tech Recycle
8/27/2023	DCHS	Robotic Legos	Lego	Mindstorm EV3 Core Set	N/A	4000000705236	Obsolete	Tech Recycle
8/28/2023	DCHS	Robotic Legos	Lego	Mindstorm EV3 Core Set	N/A	4000000705237	Obsolete	Tech Recycle
8/29/2023	DCHS	Robotic Legos	Lego	Mindstorm EV3 Core Set	N/A	4000000705238	Obsolete	Tech Recycle
8/30/2023	DCHS	Robotic Legos	Lego	Mindstorm EV3 Core Set	N/A	4000000705239	Obsolete	Tech Recycle
8/31/2023	DCHS	Robotic Legos	Lego	Mindstorm EV3 Core Set	N/A	4000000705241	Obsolete	Tech Recycle
9/1/2023	DCHS	Robotic Legos	Lego	Mindstorm EV3 Core Set	N/A	4000000705242	Obsolete	Tech Recycle
9/2/2023	DCHS	Robotic Legos	Lego	Mindstorm EV3 Core Set	N/A	4000000705243	Obsolete	Tech Recycle
9/3/2023	DCHS	Robotic Legos	Lego	Mindstorm EV3 Core Set	N/A	4000000705244	Obsolete	Tech Recycle
9/4/2023	DCHS	Robotic Legos	Lego	Mindstorm EV3 Core Set	N/A	4000000705245	Obsolete	Tech Recycle
9/5/2023	DCHS	Robotic Legos	Lego	Mindstorm EV3 Core Set	N/A	4000000705246	Obsolete	Tech Recycle
9/6/2023	DCHS	Robotic Legos	Lego	Mindstorm EV3 Core Set	N/A	4000000705247	Obsolete	Tech Recycle
9/7/2023	DCHS	Robotic Legos	Lego	Mindstorm EV3 Core Set	N/A	4000000705248	Obsolete	Tech Recycle
8/28/2023	JHS	library books	Various	N/A	Various	N/A	Obsolete	Recycle
8/29/2023	TRANSPORTATION	Vehicle	Ford	546 - 2010 Ford Fusion	3FAHP0HG7AR217098	546	Obsolete	Auction
8/29/2023	TRANSPORTATION	Vehicle	Ford	547 - 2011 ford	2G1WB5EK2B1218193	547	Obsolete	Auction
8/29/2023	TRANSPORTATION	Vehicle	Ford	549 - 2010 Ford Fusion	3FAHP0HG7AR217097	549	Obsolete	Auction
8/29/2023	TRANSPORTATION	Vehicle	Chevy	550 - 2011 Chevy Impala	2G1WB5EK1B1219531	550	Obsolete	Auction
8/29/2023	TRANSPORTATION	Vehicle	Ford	551 - 2008 Ford Fusion	3FAHP07108R248490	551	Obsolete	Auction
8/29/2023	DFEC	Microwave	SHARP	(2) Carousel	N/A	N/A	Broken	Metal Recycle
8/31/2023	HHS	Large Band Saw	Powermatic	2013-3	08022013647	103372	Obsolete	Metal Recycle
8/31/2023	HHS	Floor Jack	NAPA	7916420	1008016570	N/A	Obsolete	Metal Recycle
8/31/2023	HHS	Floor Jack	NAPA	7916420	1605018533	N/A	Obsolete	Metal Recycle
8/31/2023	HHS	Floor Jack	NAPA	7916420	1605017414	N/A	Obsolete	Metal Recycle
8/31/2023	HHS	Wood lathes	JET	JWL-1236	70320056	N/A	Obsolete	Metal Recycle
8/31/2023	HHS	Wood lathes	JET	JWL-1236	70828084	N/A	Obsolete	Metal Recycle
8/31/2023	HHS	DeWalt Scroll Saw	Dewalt	DW788	DW788	105572	Obsolete	Metal Recycle
8/31/2023	HHS	RBIndustries Scoll Saw	RBIndustries	220VS	30546	N/A	Obsolete	Metal Recycle
8/31/2023	HHS	8 inch Planer	Powermatic	PJ-882	07118821557	N/A	Obsolete	Metal Recycle
8/31/2023	HHS	2004 Kia Sedona Van	KIA	Sedona	knudp131746583693	N/A	Obsolete	Auction
9/5/2023	B&G	4 Drawer File Cabinet , Putty	HON	N/A	N/A	106092	Damaged	Metal Recycle
9/5/2023	DFEC	Kidney Bean Shaped Table	N/A	N/A	N/A	N/A	Obsolete	Disposal
8/31/2023	Warehouse 2	Furniture	Multiple	2 drawer lateral file cabinet	5	N/A	Obsolete	Metal Recycle
8/31/2023	Warehouse 2	Furniture	Multiple	3 drawer lateral file cabinet	3	N/A	Obsolete	Metal Recycle
8/31/2023	Warehouse 2	Furniture	Multiple	4 drawer lateral file cabinet	16	N/A	Obsolete	Metal Recycle
8/31/2023	Warehouse 2	Furniture	Multiple	5 drawer lateral file cabinet	32	N/A	Obsolete	Metal Recycle
8/31/2023	Warehouse 2	Furniture	Multiple	2 door cabinet (Tan)	18	N/A	Obsolete	Metal Recycle
8/31/2023	Warehouse 2	Furniture	Multiple	4 drawer file cabinet	20	N/A	Obsolete	Metal Recycle
8/31/2023	Warehouse 2	Furniture	Multiple	wood book display	16	N/A	Obsolete	Disposal
8/31/2023	Warehouse 2	Furniture	Multiple	wood shelving unit	25	N/A	Obsolete	Disposal
8/31/2023	Warehouse 2	Furniture	Multiple	wood kitchen sets	17	N/A	Obsolete	Disposal
8/31/2023	Warehouse 2	Furniture	Multiple	Misc wood furniture pieces	37	N/A	Obsolete	Disposal
8/31/2023	Warehouse 2	Furniture	Multiple	Athletic cot	1	N/A	Obsolete	Disposal
8/31/2023	Warehouse 2	Furniture	Multiple	nurses cot	3	N/A	Obsolete	Disposal
8/31/2023	Warehouse 2	Furniture	Multiple	5' activity tables (brown)	28	N/A	Obsolete	Disposal
8/31/2023	Warehouse 2	Furniture	Multiple	6' activity tables (brown)	9	N/A	Obsolete	Disposal
8/31/2023	Warehouse 2	Furniture	Multiple	teacher desk	6	N/A	Obsolete	Metal Recycle
8/31/2023	Warehouse 2	Furniture	Multiple	48" round tables (brown)	16	N/A	Obsolete	Disposal
8/31/2023	Warehouse 2	Furniture	Multiple	36" round tables (brown)	14	N/A	Obsolete	Disposal
8/31/2023	Warehouse 2	Furniture	Multiple	Hexagon tables	20	N/A	Obsolete	Disposal

8/31/2023	Warehouse 2	Furniture	ROI	Acrylic Partion 84"x84"	N/A	115584	Obsolete	Disposal
8/31/2023	Warehouse 2	Furniture	ROI	Acrylic Partion 84"x84"	N/A	115585	Obsolete	Disposal
8/31/2023	Warehouse 2	Furniture	ROI	Acrylic Partion 84"x84"	N/A	115586	Obsolete	Disposal
8/31/2023	Warehouse 2	Furniture	ROI	Acrylic Partion 84"x84"	N/A	115587	Obsolete	Disposal
8/4/2023	GES	Piano	Gordon Laughead	pianofortes	27717	N/A	Obsolete	Disposal
8/10/2023	SHES	Furniture	N/A	(2) 6' Activity Table	N/A	N/A	Broken	Disposal
8/10/2023	SHES	Furniture	N/A	(1) Student Chair	N/A	N/A	Broken	Disposal
8/18/2023	WCS	Smartboard	Smart	SB560	27493	102363	Broken	Tech recycle
8/18/2023	LWS	Furniture	N/A	Stainless Steel cart	N/A	104991	Broken	Metal Recycle

*Supporting documentation available in the Purchasing Department.

Diane C. White

Diane C. White, Director of Purchasing

9/1/2023

Date

Your board package includes the July 2023 Unaudited Treasurer and Financial Report. Report highlights are as follows:

Treasurer Report

As of July 31, 2023, the District had \$181,795,401.53 of cash on hand. The cash balance by fund was:

Operating Fund	\$133,235,019
Bond & Interest Fund	\$11,273,292
Site & Construction Fund	\$37,287,091
Total	\$181,795,402

Financial Report Analysis-All Funds

Expenditures- If the District were to spend their dollars evenly each month, costs through July should be 8% of total spending. Listed below is a summary of cash expenditures as a percentage of total spending by fund.

Fund	% of Budget	Comment
Education	2.71%	This fund is on trend. Teacher and para salaries start in late August, as the previous year's wages were accrued in June 2023.
Operations & Maintenance	3.54%	This fund is on trend.
Bond & Interest	0%	The bond & interest fund is used to pay our debt payments made in December and June.
Transportation	0.56%	This fund is on trend.
IMRF/Social Security	3.6%	This fund is on trend. Teacher and para salaries start in late August, as the previous year's wages were accrued in June 2023.
Capital Projects	0.14%	This fund is used to pay for our capital projects.
Tort	107.24%	The tort fund is used to pay our insurance premiums. These premiums are paid in July.

Revenues- the District has received 3.70% of its budgeted revenue compared to 3.13% prior YTD.

Financial Reporting Analysis- Operating Funds

Operating Fund Revenue Summary by Source- 3.54% compared to 3.28% prior YTD.

- Local Revenues are on-trend at 3.32%;
- State Revenues are on-trend at 4.25%;
- Federal Revenues are on-trend at 2.98% and are in line with federal grant expenditures.

Operating Fund Expenditure Summary by Object- 3.37% compared to 3.67% prior to YTD.

- Salaries are at 1.66%- teacher and para salaries summer paychecks included in June 2023;
- Benefits are at 2.00%- teacher and para salaries summer paychecks included in June 2023;
- Purchase Services are at 6.90%;
- Supplies/Materials are at 7.26%;
- Capital Outlay are at 4.19%;
- Other/Tuition are at 2.94%;
- Non-Capitalized Equipment is 27.22%. This month included annual lease payment for Chromebooks.

Monthly Notes:

- Short-term interest rates have increased from 4.999% in June to 5.119% in July. Total interest for the year is \$677,055.
- The Tort Fund has a deficit balance of (\$1,380,893) due to payment of the District insurance premiums for worker's compensation and general liability insurance coverage. Property tax collections throughout the year will offset this deficit by the end of the fiscal year. The deficit is being covered by a loan from the working cash fund.
- As of the end of July, health claims have exceeded the total premiums by \$0.9 million.
- Financials are presented on an unaudited cash basis and do not represent the District final financial statements. Additional audit adjustments will be made to account for items such as, but not limited to, property taxes, grant receivables, accruals, and prepaids.

TREASURER'S REPORT FOR THE MONTH OF JULY 2023

INVESTMENTS AT COST: \$ 181,795,402.32

(See attached schedule for investment detail)

MONTHLY PAYROLL:

Educational Fund	\$ 2,549,182.18	
O&M Fund	\$ 399,588.46	
Transportation Fund	<u>\$ 11,303.16</u>	\$ 2,960,073.80

PAYROLL RELATED EXPENDITURES:

(Not reflected in A/P Bill Listing)

Educational and Transportation Funds:

Teachers, Retirement System	<u>\$ 196,679.85</u>	
-----------------------------	----------------------	--

Total Teachers, Retirement System		\$ 196,679.85
-----------------------------------	--	---------------

Illinois Municipal Retirement Fund

IMRF	\$ 108,497.66	
FICA	\$ 101,157.88	
Medicare	<u>\$ 49,194.91</u>	

Total IMRF/FICA/Medicare Fund		\$ 258,850.45
-------------------------------	--	---------------

Total Payroll and Related Expenditures		<u><u>\$ 3,415,604.10</u></u>
---	--	-------------------------------

COMMUNITY UNIT SCHOOL DISTRICT #300

Financial Report 1

July 31, 2023

By Fund, By Object

All Funds	FY24 Budget	FY24 Actual	% of FY24 Budget
Local	246,113,480	8,941,710	3.63%
State	85,508,339	3,627,823	4.24%
Federal	29,062,299	780,472	2.69%
Other Source	-	-	
Total Revenues	<u>360,684,118</u>	<u>13,350,005</u>	<u>3.70%</u>
Salaries	178,449,751	2,960,074	1.66%
Benefits	47,386,875	947,896	2.00%
Purchased Services	56,218,017	3,876,475	6.90%
Supplies/Materials	13,238,245	961,190	7.26%
Capital Outlay	24,269,259	83,326	0.34%
Other	40,840,484	339,040	0.83%
Non-Capitalized Equipment	5,198,746	1,415,080	27.22%
Total Expenditures	<u>365,601,377</u>	<u>10,583,080</u>	<u>2.89%</u>
Revenues Over Disbursements	(4,917,259)	2,766,926	
Other Financing Sources	-	-	
Fund Balance Transfer	-	-	
Net Change to Fund Balance	<u>(4,917,259)</u>	<u>2,766,926</u>	

COMMUNITY UNIT SCHOOL DISTRICT #300

Financial Report 1

July 31, 2023

By Fund, By Object

Operating Funds	FY24 Budget	FY24 Actual	% of FY24 Budget
Local	214,275,037	7,123,221	3.32%
State	85,458,339	3,627,823	4.25%
Federal	26,223,454	780,472	2.98%
Other Sources	-	-	
Total Revenues	325,956,830	11,531,517	3.54%
Salaries	178,449,751	2,960,074	1.66%
Benefits	47,386,875	947,896	2.00%
Purchased Services	56,198,017	3,876,475	6.90%
Supplies/Materials	13,238,245	961,190	7.26%
Capital Outlay	1,235,907	51,820	4.19%
Other/Tuition	11,524,006	339,040	2.94%
Non-Capitalized Equipment	5,198,746	1,415,080	27.22%
Total Expenditures	313,231,547	10,551,574	3.37%
Revenues Over Disbursements	12,725,283	979,942	
Other Financing Sources	-	-	
Fund Balance Transfer	-	-	
Net Change to Fund Balance	12,725,283	979,942	

COMMUNITY UNIT SCHOOL DISTRICT #300

Financial Report 1

July 31, 2023

By Fund, By Object

	FY24 Budget	FY24 Actual	% of FY24 Budget
Fund 1-Educational			
Local	168,470,217	5,273,762	3.13%
State	76,393,073	1,185,086	1.55%
Federal	26,223,454	780,472	2.98%
Other Sources	-	-	
Total Revenues	<u>271,086,744</u>	<u>7,239,321</u>	<u>2.67%</u>
Salaries	168,473,275	2,549,182	1.51%
Benefits	38,572,977	568,527	1.47%
Purchased Services	32,313,584	1,387,892	4.30%
Supplies/Materials	5,730,671	830,637	14.49%
Capital Outlay	248,661	7,229	2.91%
Other/Tuition	11,515,006	339,040	2.94%
Non-Capitalized Equipment	4,929,638	1,415,080	28.71%
Total Expenditures	<u>261,783,812</u>	<u>7,097,586</u>	<u>2.71%</u>
Revenues Over Disbursements	9,302,932	141,734	
Other Financing Source Transfers	-	-	
Fund Balance Transfer	-	-	
Net Change to Fund Balance	<u>9,302,932</u>	<u>141,734</u>	
Fund 2-Operations & Maintenance			
Local	25,813,825	1,146,299	4.44%
State	-	-	
Other Sources	-	-	
Total Revenues	<u>25,813,825</u>	<u>1,146,299</u>	<u>4.44%</u>
Salaries	9,517,262	399,588	4.20%
Benefits	1,624,766	117,867	7.25%
Purchased Services	3,927,048	169,158	4.31%
Supplies/Materials	6,102,390	95,955	1.57%
Capital Outlay	896,610	7,719	0.86%
Other	9,000	-	0.00%
Non-Capitalized Equipment	269,108	-	0.00%
Total Expenditures	<u>22,346,184</u>	<u>790,287</u>	<u>3.54%</u>
Revenues Over Disbursements	3,467,641	356,012	
Other Financing Source Transfers	-	-	
Net Change to Fund Balance	<u>3,467,641</u>	<u>356,012</u>	
Fund 3-Bond & Interest			
Local	26,932,112	821,417	3.05%
Other Sources	-	-	0.00%
Total Revenues	<u>26,932,112</u>	<u>821,417</u>	<u>3.05%</u>
Purchased Services	20,000	-	0.00%
Other	29,316,478	-	0.00%
Total Expenditures	<u>29,336,478</u>	<u>0</u>	<u>0.00%</u>
Revenues Over Disbursements	(2,404,366)	821,417	
Other Financing Sources/(Uses)	-	-	
Net Change to Fund Balance	<u>(2,404,366)</u>	<u>821,417</u>	

COMMUNITY UNIT SCHOOL DISTRICT #300

Financial Report 1

July 31, 2023

By Fund, By Object

	FY24 Budget	FY24 Actual	% of FY24 Budget
Fund 4-Transportation			
Local	10,727,581	361,310	3.37%
State	9,065,266	2,442,737	26.95%
Other Sources	-	-	
Total Revenues	<u>19,792,847</u>	<u>2,804,048</u>	<u>14.17%</u>
Salaries	459,214	11,303	2.46%
Benefits	11,822	3,031	25.64%
Purchased Services	17,818,247	25,371	0.14%
Supplies/Materials	1,405,184	34,598	2.46%
Capital Outlay	90,636	36,872	40.68%
Other	-	-	0.00%
Non-Capitalized Equipment	-	-	0.00%
Total Expenditures	<u>19,785,103</u>	<u>111,176</u>	<u>0.56%</u>
Revenues Over Disbursements	7,744	2,692,872	
Other Financing Sources	-	-	
Net Change to Fund Balance	<u>7,744</u>	<u>2,692,872</u>	
Fund 5-IMRF/Social Security			
Local	7,013,342	141,075	2.01%
Total Revenues	<u>7,013,342</u>	<u>141,075</u>	<u>2.01%</u>
Benefits	7,177,310	258,472	3.60%
Total Expenditures	<u>7,177,310</u>	<u>258,472</u>	<u>3.60%</u>
Revenues Over Disbursements	(163,968)	(117,397)	
Other Financing Sources	-	-	
Net Change to Fund Balance	<u>(163,968)</u>	<u>(117,397)</u>	
Fund 6-Capital Projects			
Local	4,906,331	997,071	20.32%
State	50,000	-	0.00%
Federal	2,838,845	-	0.00%
Total Revenues	<u>7,795,176</u>	<u>997,071</u>	<u>12.79%</u>
Salaries	-	-	
Benefits	-	-	
Purchased Services	-	-	
Supplies/Materials	-	-	
Capital Outlay	23,033,352	31,506	0.14%
Other	-	-	
Total Expenditures	<u>23,033,352</u>	<u>31,506</u>	<u>0.14%</u>
Revenues Over Disbursements	(15,238,176)	965,566	
Other Financing Sources	-	-	
Fund Balance Transfer	-	-	
Net Change to Fund Balance	<u>(15,238,176)</u>	<u>965,566</u>	

COMMUNITY UNIT SCHOOL DISTRICT #300

Financial Report 1

July 31, 2023

By Fund, By Object

Fund 7-Working Cash	FY24 Budget	FY24 Actual	% of FY24 Budget
Local	57,378	127,103	221.52%
Total Revenues	<u>57,378</u>	<u>127,103</u>	<u>221.52%</u>
Total Expenditures	<u>-</u>	<u>-</u>	<u>0.00%</u>
Revenues Over Disbursements	57,378	127,103	
Other Financing Uses	-	-	
Net Change to Fund Balance	<u>57,378</u>	<u>127,103</u>	
 Fund 8-Tort			
Local	2,192,694	73,671	3.36%
Total Revenues	<u>2,192,694</u>	<u>73,671</u>	<u>3.36%</u>
Purchase Services	<u>2,139,138</u>	<u>2,294,053</u>	<u>107.24%</u>
Total Expenditures	<u>2,139,138</u>	<u>2,294,053</u>	<u>107.24%</u>
Revenues Over Disbursements	53,556	(2,220,382)	
Other Financing Uses	-	-	
Net Change to Fund Balance	<u>53,556</u>	<u>(2,220,382)</u>	

COMMUNITY UNIT SCHOOL DISTRICT #300

Summary of Fiscal Year Investment Activity-All Funds

Depository or Instrument	Type	Bank #	Bank Year	Date Purchased	Date of Maturity	Term (Days)	Rate (%)	Par/Face	Principal Invested	Earnings to Maturity	Principal Invested @ 07/31/23
OPERATING FUND INVESTMENTS											
WI TREASURY SEC., 912797FZ5	SEC	365		3/28/2023	7/25/2023	119	4.780%	4,062,000	3,999,836	-	-
First Mid Bank & Trust, National Assoc	CD	365		3/22/2023	7/26/2023	126	5.104%	249,368	245,050	-	-
Preferred Bank, NY	CD	365		3/22/2023	7/26/2023	126	5.140%	249,398	245,050	-	-
ISDLAF+ Term Series, IL	TS	365		5/18/2023	7/28/2023	71	5.030%	7,068,491	7,000,000	-	-
PONCE BANK	SDA			7/31/2023			5.230%	403	403	-	403
NEXBANK, SSB-ICS	SDA			7/31/2023			5.280%	10,239,141	10,239,141	-	10,239,141
Bank of China 1285997-1	SDA			7/31/2023			5.300%	30,429,141	30,429,141	-	30,429,141
Bank of China 1285906-1	SDA			7/31/2023			5.300%	36,934	36,934	-	36,934
Congressional Bank	SDA			7/31/2023			5.230%	679,569	679,569	-	679,569
NEXBANK, SSB-PHLY,TX	SDA			7/31/2023			5.280%	16,705	16,705	-	16,705
ISDLAF+ Term Series, IL	TS	365		6/23/2023	9/22/2023	91	5.150%	13,166,916	13,000,000	166,916.45	13,000,000
Vast Bank, National Association, OK	CD	365		7/12/2023	10/19/2023	99	5.250%	249,858	246,350	3,507.96	246,350
BOKF, National Association, OK	CDR	365		7/20/2023	10/19/2023	91	5.240%	249,435	246,218	3,216.68	246,218
Bank of China, NY	CDR	365		7/20/2023	10/19/2023	91	5.240%	249,435	246,218	3,216.68	246,218
First National Bank, TX	CDR	365		7/20/2023	10/19/2023	91	5.240%	249,435	246,218	3,216.68	246,218
First National Bank of Jasper, TX	CDR	365		7/20/2023	10/19/2023	91	5.240%	249,435	246,218	3,216.68	246,218
FirstBank, TN	CDR	365		7/20/2023	10/19/2023	91	5.240%	249,435	246,218	3,216.68	246,218
Heritage Bank of Commerce, CA	CDR	365		7/20/2023	10/19/2023	91	5.240%	249,435	246,218	3,216.68	246,218
Kanza Bank, KS	CDR	365		7/20/2023	10/19/2023	91	5.240%	249,435	246,218	3,216.68	246,218
Louisiana National Bank, LA	CDR	365		7/20/2023	10/19/2023	91	5.240%	249,435	246,218	3,216.68	246,218
MapleMark Bank, TX	CDR	365		7/20/2023	10/19/2023	91	5.240%	249,435	246,218	3,216.68	246,218
Old National Bank, IN	CDR	365		7/20/2023	10/19/2023	91	5.240%	249,435	246,218	3,216.68	246,218
Peoples Bank, OH	CDR	365		7/20/2023	10/19/2023	91	5.240%	249,435	246,218	3,216.68	246,218
Pinnacle Bank, NE	CDR	365		7/20/2023	10/19/2023	91	5.240%	249,435	246,218	3,216.68	246,218
SSB Community Bank, OH	CDR	365		7/20/2023	10/19/2023	91	5.240%	249,435	246,218	3,216.68	246,218
St. Louis Bank, MO	CDR	365		7/20/2023	10/19/2023	91	5.240%	249,435	246,218	3,216.68	246,218
Texas Bank and Trust Company, TX	CDR	365		7/20/2023	10/19/2023	91	5.240%	249,435	246,218	3,216.68	246,218
The Paducah Bank and Trust Company, KY	CDR	365		7/20/2023	10/19/2023	91	5.240%	249,435	246,218	3,216.68	246,218
United Roosevelt Savings Bank, NJ	CDR	365		7/20/2023	10/19/2023	91	5.240%	249,435	246,218	3,216.68	246,218
West Bank, IA	CDR	365		7/20/2023	10/19/2023	91	5.240%	249,435	246,218	3,216.68	246,218
Independent Bank, TX	CDR	365		7/20/2023	10/19/2023	91	5.240%	220,832	217,984	2,847.82	217,984
Civista Bank, OH	CDR	365		7/20/2023	10/19/2023	91	5.240%	180,485	178,158	2,327.52	178,158
Bruning Bank, NE	CDR	365		7/20/2023	10/19/2023	91	5.240%	174,183	171,936	2,246.24	171,936
US TREASURY N/B	SEC	365		11/4/2021	11/30/2023	756	0.400%	4,786,000	4,956,127		4,956,127

Fed Home Ln Discount NT	SEC	365	3/2/2023	1/24/2024	328	5.095%	8,162,000	7,799,917	362,082.64	7,799,917
Nexbank, TX	CD	365	6/28/2023	4/4/2024	281	5.223%	13,313,281	12,800,000	513,281.05	12,800,000
Oklahoma Capital Bank, OK	CD	365	5/17/2023	4/18/2024	337	4.765%	249,880	239,350	10,530.19	239,350
Veritex Community Bank, TX	CD	365	5/17/2023	4/18/2024	337	4.738%	2,087,496	2,000,000	87,496.44	2,000,000
First Community Bank, NE	CD	365	5/17/2023	4/18/2024	337	4.833%	249,821	239,150	10,671.47	239,150
CrossFirst Bank, KS	CD	365	5/17/2023	4/18/2024	337	4.896%	249,855	239,050	10,805.33	239,050
CIBM Bank, WI	CD	365	5/17/2023	4/18/2024	337	4.770%	249,839	239,300	10,538.97	239,300
Merrick Bank, UT	CD	365	5/17/2023	4/18/2024	337	4.749%	249,739	239,250	10,489.29	239,250
First Southeast Bank, MN	CD	365	5/17/2023	4/18/2024	337	4.793%	249,732	239,150	10,582.04	239,150
Capital Community Bank, UT	CD	365	5/17/2023	4/18/2024	337	4.738%	249,717	239,250	10,466.76	239,250
Pinnacle Bank, GA	CD	365	5/17/2023	4/18/2024	337	4.796%	249,739	239,150	10,589.24	239,150
Barrington Bank & Trust Company	CD	365	6/12/2023	4/18/2024	311	5.145%	249,791	239,300	10,490.63	239,300
Schaumburg Bank & Trust Company	CD	365	6/12/2023	4/18/2024	311	5.145%	249,791	239,300	10,490.63	239,300
Crystal Lake Bank and Trust Company	CD	365	6/12/2023	4/18/2024	311	5.145%	249,791	239,300	10,490.63	239,300
Village Bank and Trust	CD	365	6/12/2023	4/18/2024	311	5.145%	249,791	239,300	10,490.63	239,300
Beverly Bank & Trust Company	CD	365	6/12/2023	4/18/2024	311	5.145%	216,075	207,000	9,074.63	207,000
Hinsdale Bank & Trust Company	CD	365	6/12/2023	4/18/2024	311	5.145%	249,791	239,300	10,490.63	239,300
Northbrook Bank and Trust Company	CD	365	6/12/2023	4/18/2024	311	5.145%	249,791	239,300	10,490.63	239,300
Wheaton Bank & Trust	CD	365	6/12/2023	4/18/2024	311	5.145%	249,791	239,300	10,490.63	239,300
Wintrust Bank	CD	365	6/12/2023	4/18/2024	311	5.145%	249,791	239,300	10,490.63	239,300
State Bank of the Lakes	CD	365	6/12/2023	4/18/2024	311	5.145%	249,791	239,300	10,490.63	239,300
Old Plank Trail Community Bank	CD	365	6/12/2023	4/18/2024	311	5.145%	249,791	239,300	10,490.63	239,300
ISDLAF+ Term Series, IL	TS	365	6/23/2023	5/1/2024	313	5.200%	8,252,275	7,900,000	352,275.08	7,900,000
Customers Bank	CD	365	6/12/2023	5/2/2024	325	5.111%	11,497,488	10,997,000	500,488.22	10,997,000
Bank 7	CD	365	6/12/2023	5/15/2024	338	5.204%	249,784	238,300	11,483.79	238,300
Financial Federal Bank, TN	CD	365	5/17/2023	5/16/2024	365	5.000%	249,900	238,000	11,900.00	238,000
NorthEast Community Bank, NY	CD	365	5/17/2023	5/16/2024	365	5.022%	249,762	237,850	11,912.19	237,850
First National Bank, ME	CD	365	5/17/2023	5/16/2024	365	4.997%	249,856	238,000	11,855.63	238,000
First Horizon Bank, 337158AW9	DTC	365	5/23/2023	5/22/2024	365	5.053%	237,000	237,219		237,219
Morgan Stanley Bank NA, 61690U6Q8	DTC	365	5/24/2023	5/23/2024	365	5.053%	237,000	237,219		237,219
Bank of America NA, 06051VT89	DTC	365	5/24/2023	5/23/2024	365	5.053%	237,000	237,219		237,219
US TREASURY N/B	SEC	365	7/15/2021	7/31/2024	1112	0.310%	1,878,000	1,981,217		1,981,217
First Internet Bank of Indiana, IN	CD	365	5/17/2023	11/7/2024	540	4.509%	247,652	232,100	15,551.50	232,100
Bank Hapoalim B.M., NY	CD	365	5/17/2023	11/7/2024	540	4.643%	249,859	233,800	16,058.77	233,800
ServisFirst Bank, FL	CD	365	5/17/2023	11/7/2024	540	5.302%	249,879	231,750	18,128.93	231,750
Schertz Bank & Trust, TX	CD	365	5/17/2023	11/7/2024	540	4.643%	249,859	233,800	16,058.77	233,800
The First National Bank of McGregor, TX	CD	365	5/17/2023	11/7/2024	540	4.700%	249,683	233,450	16,232.77	233,450
First Western Bank & Tru, 33749VBQ0	DTC	365	5/23/2023	11/22/2024	549	4.762%	248,000	248,316		248,316
Morgan Stanley PVT Bank, 61768ETZ6	DTC	365	5/24/2023	11/25/2024	551	5.005%	243,000	243,157		243,157
Cornerstone Bank, NE	CD	365	5/17/2023	5/16/2025	730	5.060%	249,883	226,500	23,383.07	226,500
Baxter Credit Union, IL	CD	365	5/17/2023	5/16/2025	730	4.718%	249,888	228,000	21,887.54	228,000
Wells Fargo Bank NA, 949764CT9	DTC	365	5/23/2023	5/23/2025	731	4.855%	248,000	248,213		248,213

US TREASURY N/B	SEC	365	7/15/2021	7/31/2025	1477	0.530%	2,020,000	1,997,433	22,567.19	1,997,433	
US TREASURY N/B	SEC	365	7/15/2021	7/31/2026	1842	0.700%	1,874,000	1,982,926		1,982,926	
PMA/ISDLAF Liquid #10254-101	Short term trust deposit	365		as needed	n/a	5.119%		7,093,633	-	7,093,633	
PMA/ISDLAF Max #10254-101	Short term trust deposit	365		as needed	n/a	5.135%		5,228,270	-	5,228,270	
PMA/ISDLAF LTD #10254-101	LTD Account	365	1/19/2021	7/31/2023			25,442,500	25,442,500	-	25,442,500	
PMA/ISDLAF Liquid #10254-104	Short term trust deposit	365		as needed	n/a	5.119%		14,336,697	-	14,336,697	
Total Operating Investments with PMA										172,700,505	
										Outstanding Items	(4,099,069)
										Bond & Interest Fund Transfers	1,920,674
										Construction Fund Transfers	(37,287,091)
TOTALS OPERATING FUNDS AS OF				31-Jul-23							133,235,019
TOTALS BOND AND INTEREST FUND INVESTMENTS AS OF (see page 3 for details):				31-Jul-23							11,273,292
TOTAL CONSTRUCTION FUND INVESTMENTS AS OF (see page 4 for details):				31-Jul-23							37,287,091
TOTAL FUNDS INVESTED (Including Construction and Bond & Interest Fund)				31-Jul-23							\$ 181,795,402

COMMUNITY UNIT SCHOOL DISTRICT #300

Summary of Fiscal Year Investment Activity-Bond and Interest Fund

Depository or Instrument	Type	Bank #	Date Purchased	Date of Maturity	Term (Days)	Rate (%)	Par/Face	Principal Invested	Earnings to Maturity	Principal Invested @ 07/31/23
BOND AND INTEREST FUND INVESTMENTS										
PMA 1994 Escrow Fund; #10254-103-Liquid	Short term trust deposit	365		as needed	n/a	5.119%		0	-	0
PMA 1994 Escrow Fund; #10254-103-Max	Short term trust deposit	365		as needed	n/a	5.135%		12,234,691	-	12,234,691
Total B&I Investments with PMA										12,234,691
USBank Intercept Escrow Fund 400554.1	MMA							958,461	0	958,461
USBank Bond Pool Fund 431613.1	MMA							814	0	814
Total B&I Investments with US Bank										959,275
TOTAL BOND AND INTEREST FUNDS INVESTMENTS AS OF:			31-Jul-23					959,275		13,193,965
									Outstanding Items	-
									Operating Fund Transfers	(1,920,674)
									Cash Balance Per General Ledger	11,273,292

July 31, 2023

COMMUNITY UNIT SCHOOL DISTRICT #300

Summary of Fiscal Year Investment Activity-Construction Fund

Depository or Instrument	Type	Bank #	Date Purchased	Date of Maturity	Term (Days)	Rate (%)	Par/Face	Principal Invested	to Maturity	Invested @ 07/31/23
CONSTRUCTION FUND INVESTMENTS FUND INVESTMENTS										
PMA/ISDLAF Max #10254-212	Short term trust deposit	365		as needed	n/a	5.135%		-	-	-
PMA/ISDLAF LTD #10254-212	LTD Account	365	1/19/2021	7/31/2023			-	-	-	-
TOTAL CONSTRUCTION FUNDS INVESTMENTS AS OF:			31-Jul-23					-	-	-
									Outstanding Items	-
									Operating Fund Transfers	37,287,091
									Cash Balance Per General Ledger	37,287,091

Balance Sheet

GL292 Date 09/01/23
Time 10:11

Company 10 - Educational Fund
Balance Sheet
For Period 1 Ending July 31, 2023

USD

Page 1

Fiscal Year 2024

Consolidated		Educational Fund	Consolidated		
Account Nbr	Description	Current Year	Previous Year	Change	Percent
ASSETS					
CURASSETS					
8000					
Cash					
8010-0000	Cash	71,623,274.60	60,040,692.44	11,582,582.16	19.3
8014-0000	Payroll Account	36,280.81	43,956.99	7,676.18-	17.5-
8015-0000	Flex Account	2,214.94	14,426.04	12,211.10-	84.6-
8016-0000	Board Account Deposits	5,118.81	181.45	4,937.36	2721.1
8017-0000	Student Payments Account	803.40	1.14	802.26	70373.7
Total Cash		71,667,692.56	60,099,258.06	11,568,434.50	19.2
RECEIVABLES					
8100					
110-122					
8110-0000	Interest Receivable	424,117.00	424,117.00	0.00	
8190-0000	Grants Receivable	6,045,171.05	6,045,171.05	0.00	
8192-0000	Property Taxes Receivable	70,468,621.00	70,468,621.00	0.00	
Total 110-122		76,937,909.05	76,937,909.05	0.00	
8400					
Other Current Assets					
8440-0000	Prepaid Expenses	1,416.00	1,416.00	0.00	
8486-0000	Invoice Tolerance	.02-	.04-	.02	50.0-
Total Other Current Assets		1,415.98	1,415.96	.02	
Total Receivables		76,939,325.03	76,939,325.01	.02	
Total Current Assets		148,607,017.59	137,038,583.07	11,568,434.52	8.4
Total Assets		148,607,017.59	137,038,583.07	11,568,434.52	8.4
LIABFBAL					
LIABILITIES					
9000					
Current Liabilities					
9011-0000	Accounts Payable	591,875.44-	1,449,582.64-	857,707.20	59.2-
9021-0000	Accrued Payroll	4,416,885.34-	4,068,383.78-	348,501.56-	8.6
9022-0000	Deferred Revenue	70,883,790.23-	70,883,790.23-	0.00	
9023-0000	Accrued Accounts Payable (Auditor A	907,856.66-	761,502.17-	146,354.49-	19.2
9025-0000	Unclaimed Property Liability	0.00	56.00	56.00-	100.0-
9098-0000	Premium Group Term Life (Noncash) (20,255.20-	2,028.67-	18,226.53-	898.4
Total Current Liabilities		76,820,662.87-	77,165,231.49-	344,568.62	.4-
9300					
Payroll Deductions					
9301-0000	Federal Withholding Tax Payable	1,202.22	0.00	1,202.22	
9302-0000	SIT Payable	293.73	0.00	293.73	
9310-0000	Annuities Payable	248.47	0.00	248.47	
9320-0000	Employee Disability/Life Payable	10,966.02-	14,852.65-	3,886.63	26.2-

Balance Sheet

GL292 Date 09/01/23
Time 10:11

Company 10 - Educational Fund
Balance Sheet
For Period 1 Ending July 31, 2023

USD

Page 2

Fiscal Year 2024

Consolidated		Educational Fund	Consolidated		
Account Nbr	Description	Current Year	Previous Year	Change	Percent
9300	Payroll Deductions				
9321-0000	FSA	433.34	30,262.30-	30,695.64	101.4-
9325-0000	Health Savings Account (HSA)	3,625.00-	0.00	3,625.00-	
9330-0000	TRS	702,581.20-	509,179.49-	193,401.71-	38.0
9340-0000	THIS-Employee	151,955.06-	114,564.21-	37,390.85-	32.6
9362-0000	Garnishments	88.08	0.00	88.08	
9368-0000	Employee Voluntary Insurance Payabl	351.39	0.00	351.39	
	Total Payroll Deductions	866,510.05-	668,858.65-	197,651.40-	29.6
9400	Other Payables				
9402-0000	Owed to Foundation	510.00-	125.00-	385.00-	308.0
9403-0000	Owed to Settlement	1,257.50-	1,257.50-	0.00	
9404-0000	Owed to Building-Music Donations	1,124.23-	794.23-	330.00-	41.5
9410-0000	Owed to Building-Vending	162,759.98-	174,418.73-	11,658.75	6.7-
9411-0000	Owed to Building-Picture Money	172,324.47-	173,366.77-	1,042.30	.6-
9412-0000	Owed to Building-ACT Prep Program	209,610.12-	309,237.35-	99,627.23	32.2-
9413-0000	Owed to Building-Physical Education	299,551.24-	284,404.23-	15,147.01-	5.3
9414-0000	Owed to Building-Athletics	150,522.11-	160,211.78-	9,689.67	6.0-
9415-0000	Owed to Building-Yearbook	91,919.39-	128,691.73-	36,772.34	28.6-
9416-0000	Owed to Building-Year in Review Vid	3,300.15-	3,300.15-	0.00	
9417-0000	Owed to Building-Athletic Tournamen	157,112.39-	220,777.86-	63,665.47	28.8-
9418-0000	Owed to Building-Assignment Books	2,820.00-	2,820.00-	0.00	
9419-0000	Owed to Building-Other	186,415.05-	192,140.85-	5,725.80	3.0-
9420-0000	Owed to Building - Spec Olympics	4,364.73-	4,499.41-	134.68	3.0-
9421-0000	Owed to Building - Admin Mentoring	10,220.75-	10,220.75-	0.00	
9422-0000	Owed to Building - Corporate Sponso	22,548.86-	29,523.67-	6,974.81	23.6-
9423-0000	Owed to Building - Athletic Donation	69,757.10-	73,433.86-	3,676.76	5.0-
9424-0000	Owed To Building - Musical	152,430.41-	117,235.63-	35,194.78-	30.0
9425-0000	Owed to Building - Summer Camps	4,812.57-	4,812.57-	0.00	
9426-0000	Owed to Building - Library	95,721.97-	74,455.98-	21,265.99-	28.6
9428-0000	Owed to Building - Homeless	15,205.53-	3,005.53-	12,200.00-	405.9
9429-0000	Owed to Building - BPAC	360.64-	360.64-	0.00	
9430-0000	Owed to Building - Donations	95,363.65-	96,774.09-	1,410.44	1.5-
9434-0000	Owed to Buildings-Basketball	1,103.09-	2,401.71-	1,298.62	54.1-
9437-0000	Owed to Buildings-Softball	250.00-	250.00-	0.00	
9440-0000	Owed to Building-Grants	2,858.83-	1,958.83-	900.00-	45.9
9460-0000	Other Payables	2,532,241.55	2,532,208.58	32.97	
9461-0000	Credit Card Payable	482.96-	482.96-	0.00	
9462-0000	Owed to Building-Print Shop	2,035.25-	976.25-	1,059.00-	108.5
9463-0000	Summer Camp-Bowling	.30-	.30-	0.00	
9464-0000	Summer Camp-Girls Basketball	25,129.69-	22,945.10-	2,184.59-	9.5
9465-0000	Summer Camp-Boys Basketball	60,778.65-	49,457.70-	11,320.95-	22.9
9466-0000	Summer Camp-Coed Tennis	24,369.08-	18,077.77-	6,291.31-	34.8
9467-0000	Summer Camp-Football	64,932.53-	61,445.99-	3,486.54-	5.7
9468-0000	Summer Camp-Coed Volleyball	12,214.87-	6,323.83-	5,891.04-	93.2
9469-0000	Summer Camp-Coed Wrestling	9,187.19-	7,824.91-	1,362.28-	17.4
9470-0000	Summer Camp-Boys Baseball	21,251.26-	14,591.36-	6,659.90-	45.6
9471-0000	Summer Camp-Girls Softball	7,230.00-	3,959.40-	3,270.60-	82.6
9472-0000	Sports Camp-Elementary	586.57-	586.57-	0.00	
9473-0000	Summer Camp-Coed Soccer	333.30	9,602.39-	9,935.69	103.5-
9474-0000	Summer Camp-Cheerleading	18,404.66-	15,323.49-	3,081.17-	20.1

Balance Sheet

GL292 Date 09/01/23
Time 10:11

Company 10 - Educational Fund
Balance Sheet
For Period 1 Ending July 31, 2023

USD

Page 3

Fiscal Year 2024

Consolidated		Educational Fund	Consolidated		
Account Nbr	Description	Current Year	Previous Year	Change	Percent
9400	Other Payables				
9475-0000	Custodial Services	150,555.47-	117,132.34-	33,423.13-	28.5
9477-0000	Summer Camp-Coed Basketball	233.60	138.40-	372.00	268.8-
9478-0000	Summer Camp-Girls Soccer	2,404.37-	1,284.21-	1,120.16-	87.2
9479-0000	Summer Camp-Coed Cross Country	10,591.52-	6,408.51-	4,183.01-	65.3
9480-0000	Summer Camp-Boys Lacrosse	8,097.25-	5,545.21-	2,552.04-	46.0
9481-0000	Summer Camp-Girls Lacrosse	541.12-	536.29-	4.83-	.9
9482-0000	Summer Camp-Dance Camp	16,974.06-	24,418.10-	7,444.04	30.5-
9483-0000	Summer Camp-Boys Soccer	45,989.16-	29,028.01-	16,961.15-	58.4
9484-0000	Summer Camp-Girls Golf	3,342.54-	692.54-	2,650.00-	382.6
9485-0000	Summer Camp-Boys Golf	4,114.67-	3,996.34-	118.33-	3.0
9486-0000	Summer Camp-Girls Volleyball	36,220.72-	33,708.70-	2,512.02-	7.5
9488-0000	Summer Camp-Marching Band	12,348.74-	11,820.73-	528.01-	4.5
9490-0000	Summer Camp-Coed Baseball	0.00	9,343.73-	9,343.73	100.0-
9491-0000	Summer Camp-Coed Lacrosse	0.00	981.28-	981.28	100.0-
9492-0000	Summer Camp-Strength & Conditioning	8,540.28-	17,025.24-	8,484.96	49.8-
9493-0000	Summer Camp-Girls Track	208.99-	1,275.00-	1,066.01	83.6-
9494-0000	Summer Camp-Boys Track	1,545.00-	225.00-	1,320.00-	586.7
9495-0000	Ed Services Donations	520.65-	520.65-	0.00	
9496-0000	FSL Events-Donations	71.56-	71.56-	0.00	
9497-0000	Coffee Shop	4,575.19-	4,575.19-	0.00	
9498-0000	Owed to Special Events	3,021.77-	1,741.77-	1,280.00-	73.5
9499-0000	Owed to Wellness	35,804.84-	23,004.84-	12,800.00-	55.6
	Total Other Payables	26,512.78	43,341.93-	69,854.71	161.2-
9500	Long-Term Liabilities				
9505-0000	Lease Liability GASB 87	3,696,757.00-	3,696,757.00-	0.00	
	Total Long-Term Liabilities	3,696,757.00-	3,696,757.00-	0.00	
	Total Liabilities	81,357,417.14-	81,574,189.07-	216,771.93	.3-
FUNDBAL	Equity				
9900-0000	Fund Balance	66,419,175.50-	55,633,280.55-	10,785,894.95-	19.4
9950-0000	Current Year Net Change in Fund Balan	1,003,603.95-	168,886.55	1,172,490.50-	694.2-
9997-0000	Payroll Clearing	173,179.00	0.00	173,179.00	
	Total Equity	67,249,600.45-	55,464,394.00-	11,785,206.45-	21.2
	Total Liabilities & Fund Equit	148,607,017.59-	137,038,583.07-	11,568,434.52-	8.4

Balance Sheet

GL292 Date 09/01/23
Time 10:11

Company 11 - Health Insurance Fund
Balance Sheet
For Period 1 Ending July 31, 2023

USD

Page 4

Fiscal Year 2024

Consolidated		Health Insurance Fund	Consolidated		
Account Nbr	Description	Current Year	Previous Year	Change	Percent
ASSETS	Assets				
CURASSETS	Current Assets				
8000	Cash				
8010-0000	Cash	227,775.01-	3,764,002.09	3,991,777.10-	106.1-
	Total Cash	227,775.01-	3,764,002.09	3,991,777.10-	106.1-
	Total Current Assets	227,775.01-	3,764,002.09	3,991,777.10-	106.1-
	Total Assets	227,775.01-	3,764,002.09	3,991,777.10-	106.1-
LIABFBAL	Liabilities & Fund Equity				
LIABILITIES	Liabilities				
9000	Current Liabilities				
9011-0000	Accounts Payable	4,089.87	10,731.53-	14,821.40	138.1-
	Total Current Liabilities	4,089.87	10,731.53-	14,821.40	138.1-
9300	Payroll Deductions				
9322-0000	Employee Health Payable	512,156.68	3,535,066.54-	4,047,223.22	114.5-
9323-0000	Employee Dental Payable	246,829.38-	188,432.44-	58,396.94-	31.0
9324-0000	Employee Vision Payable	41,642.16-	29,771.58-	11,870.58-	39.9
	Total Payroll Deductions	223,685.14	3,753,270.56-	3,976,955.70	106.0-
	Total Liabilities	227,775.01	3,764,002.09-	3,991,777.10	106.1-
	Total Liabilities & Fund Equity	227,775.01	3,764,002.09-	3,991,777.10	106.1-

Balance Sheet

GL292 Date 09/01/23
Time 10:11

Company 14 - Grant Fund
Balance Sheet
For Period 1 Ending July 31, 2023

USD

Page 5

Fiscal Year 2024

Consolidated		Grant Fund	Consolidated		
Account Nbr	Description	Current Year	Previous Year	Change	Percent
ASSETS					
Assets					
CURASSETS					
Current Assets					
8000	Cash				
8010-0000	Cash	1,100,911.15	1,495,391.97	394,480.82-	26.4-
	Total Cash	1,100,911.15	1,495,391.97	394,480.82-	26.4-
RECEIVABLES					
Receivables					
8400	Other Current Assets				
8486-0000	Invoice Tolerance	.01	.01	0.00	
	Total Other Current Assets	.01	.01	0.00	
	Total Receivables	.01	.01	0.00	
	Total Current Assets	1,100,911.16	1,495,391.98	394,480.82-	26.4-
	Total Assets	1,100,911.16	1,495,391.98	394,480.82-	26.4-
LIABFBAL					
Liabilities & Fund Equity					
LIABILITIES					
Liabilities					
9000	Current Liabilities				
9011-0000	Accounts Payable	11,229.96	224,565.22-	235,795.18	105.0-
9023-0000	Accrued Accounts Payable (Auditor A	81,892.73-	2,710.63-	79,182.10-	2921.2
	Total Current Liabilities	70,662.77-	227,275.85-	156,613.08	68.9-
9300	Payroll Deductions				
9330-0000	TRS	58,417.96-	43,808.83-	14,609.13-	33.3
	Total Payroll Deductions	58,417.96-	43,808.83-	14,609.13-	33.3
9400	Other Payables				
9428-0000	Owed to Building - Homeless	887.63	0.00	887.63	
	Total Other Payables	887.63	0.00	887.63	
	Total Liabilities	128,193.10-	271,084.68-	142,891.58	52.7-
FUNDBAL					
Equity					
9900-0000	Fund Balance	1,019,762.49-	798,799.58-	220,962.91-	27.7
9950-0000	Current Year Net Change in Fund Balan	47,044.43	425,507.72-	472,552.15	111.1-
	Total Equity	972,718.06-	1,224,307.30-	251,589.24	20.5-
	Total Liabilities & Fund Equit	1,100,911.16-	1,495,391.98-	394,480.82	26.4-

Balance Sheet

GL292 Date 09/01/23
Time 10:11

Company 14 - Grant Fund
Balance Sheet
For Period 1 Ending July 31, 2023

USD

Page 6

Fiscal Year 2024

Consolidated

Grant Fund

Consolidated

Account Nbr	Description	Current Year	Previous Year	Change	Percent
-----	-----	-----	-----	-----	-----
		=====	=====	=====	=====

Balance Sheet

GL292 Date 09/01/23
Time 10:11

Company 19 - Covid 19 Fund
Balance Sheet
For Period 1 Ending July 31, 2023

USD

Page 7

Fiscal Year 2024

Consolidated		Covid 19 Fund	Consolidated		
Account Nbr	Description	Current Year	Previous Year	Change	Percent
ASSETS	Assets				
CURASSETS	Current Assets				
8000	Cash				
8010-0000	Cash	6,380,180.79-	536,226.41-	5,843,954.38-	1089.8
	Total Cash	6,380,180.79-	536,226.41-	5,843,954.38-	1089.8
	Total Current Assets	6,380,180.79-	536,226.41-	5,843,954.38-	1089.8
	Total Assets	6,380,180.79-	536,226.41-	5,843,954.38-	1089.8
LIABFBAL	Liabilities & Fund Equity				
LIABILITIES	Liabilities				
9000	Current Liabilities				
9011-0000	Accounts Payable	4,517.98	22.01-	4,539.99	20626.9-
9023-0000	Accrued Accounts Payable (Auditor A	12,196.07-	11.99-	12,184.08-	101618.7
	Total Current Liabilities	7,678.09-	34.00-	7,644.09-	22482.6
9300	Payroll Deductions				
9320-0000	Employee Disability/Life Payable	105.40-	71.10-	34.30-	48.2
9321-0000	FSA	1,487.60-	1,237.56-	250.04-	20.2
	Total Payroll Deductions	1,593.00-	1,308.66-	284.34-	21.7
	Total Liabilities	9,271.09-	1,342.66-	7,928.43-	590.5
FUNDBAL	Equity				
9900-0000	Fund Balance	5,574,626.67	982,323.86	4,592,302.81	467.5
9950-0000	Current Year Net Change in Fund Balan	814,825.21	444,754.79-	1,259,580.00	283.2-
	Total Equity	6,389,451.88	537,569.07	5,851,882.81	1088.6
	Total Liabilities & Fund Equit	6,380,180.79	536,226.41	5,843,954.38	1089.8

Balance Sheet

GL292 Date 09/01/23
Time 10:11

Company 20 - Operations & Maintenance Fund USD
Balance Sheet
For Period 1 Ending July 31, 2023

Page 8

Fiscal Year 2024

Consolidated		Operations & Maintenance Fund	Consolidated		
Account Nbr	Description	Current Year	Previous Year	Change	Percent
ASSETS					
Assets					
CURASSETS					
Current Assets					
8000	Cash				
8010-0000	Cash	14,513,961.48	7,380,299.49	7,133,661.99	96.7
	Total Cash	14,513,961.48	7,380,299.49	7,133,661.99	96.7
RECEIVABLES					
Receivables					
8100	110-122				
8110-0000	Interest Receivable	55,887.00	55,887.00	0.00	
8192-0000	Property Taxes Receivable	14,470,397.00	14,470,397.00	0.00	
	Total 110-122	14,526,284.00	14,526,284.00	0.00	
8400	Other Current Assets				
8486-0000	Invoice Tolerance	.14-	.08-	.06-	75.0
	Total Other Current Assets	.14-	.08-	.06-	75.0
	Total Receivables	14,526,283.86	14,526,283.92	.06-	
	Total Current Assets	29,040,245.34	21,906,583.41	7,133,661.93	32.6
	Total Assets	29,040,245.34	21,906,583.41	7,133,661.93	32.6
LIABFBAL					
Liabilities & Fund Equity					
LIABILITIES					
Liabilities					
9000	Current Liabilities				
9011-0000	Accounts Payable	155,041.81-	351,007.69-	195,965.88	55.8-
9022-0000	Deferred Revenue	14,525,106.00-	14,525,106.00-	0.00	
9023-0000	Accrued Accounts Payable (Auditor A	85,844.12-	.13	85,844.25-	6034038.5-
	Total Current Liabilities	14,765,991.93-	14,876,113.56-	110,121.63	.7-
9300	Payroll Deductions				
9310-0000	Annuities Payable	245.17-	0.00	245.17-	
9320-0000	Employee Disability/Life Payable	1,202.12-	1,224.00-	21.88	1.8-
9321-0000	FSA	1,666.98-	863.12-	803.86-	93.1
	Total Payroll Deductions	3,114.27-	2,087.12-	1,027.15-	49.2
9400	Other Payables				
9410-0000	Owed to Building-Vending	440.83-	440.83-	0.00	
9460-0000	Other Payables	441.00	441.00	0.00	
	Total Other Payables	.17	.17	0.00	

Balance Sheet

GL292 Date 09/01/23
Time 10:11

Company 20 - Operations & Maintenance Fund USD
Balance Sheet
For Period 1 Ending July 31, 2023

Page 9

Fiscal Year 2024

Consolidated		Operations & Maintenance Fund	Consolidated		
Account Nbr	Description	Current Year	Previous Year	Change	Percent
9500	Long-Term Liabilities				
9505-0000	Lease Liability GASB 87	646,980.00-	646,980.00-	0.00	
	Total Long-Term Liabilities	646,980.00-	646,980.00-	0.00	
	Total Liabilities	15,416,086.03-	15,525,180.51-	109,094.48	.7-
FUNDBAL	Equity				
9900-0000	Fund Balance	13,268,146.94-	6,634,638.74-	6,633,508.20-	100.0
9950-0000	Current Year Net Change in Fund Balan	356,012.37-	253,235.84	609,248.21-	240.6-
	Total Equity	13,624,159.31-	6,381,402.90-	7,242,756.41-	113.5
	Total Liabilities & Fund Equity	29,040,245.34-	21,906,583.41-	7,133,661.93-	32.6

Balance Sheet

GL292 Date 09/01/23
Time 10:11

Company 30 - Bond & Interest Fund
Balance Sheet
For Period 1 Ending July 31, 2023

USD

Page 10

Fiscal Year 2024

Consolidated		Bond & Interest Fund	Consolidated		
Account Nbr	Description	Current Year	Previous Year	Change	Percent
ASSETS	Assets				
CURASSETS	Current Assets				
8000	Cash				
8010-0000	Cash	11,273,291.65	11,028,255.62	245,036.03	2.2
	Total Cash	11,273,291.65	11,028,255.62	245,036.03	2.2
RECEIVABLES	Receivables				
8100	110-122				
8110-0000	Interest Receivable	41,168.00	41,168.00	0.00	
8192-0000	Property Taxes Receivable	13,240,757.00	13,240,757.00	0.00	
	Total 110-122	13,281,925.00	13,281,925.00	0.00	
	Total Receivables	13,281,925.00	13,281,925.00	0.00	
	Total Current Assets	24,555,216.65	24,310,180.62	245,036.03	1.0
	Total Assets	24,555,216.65	24,310,180.62	245,036.03	1.0
LIABFBAL	Liabilities & Fund Equity				
LIABILITIES	Liabilities				
9000	Current Liabilities				
9022-0000	Deferred Revenue	13,281,056.00-	13,281,056.00-	0.00	
	Total Current Liabilities	13,281,056.00-	13,281,056.00-	0.00	
	Total Liabilities	13,281,056.00-	13,281,056.00-	0.00	
FUNDBAL	Equity				
9900-0000	Fund Balance	10,452,743.29-	10,658,353.55-	205,610.26	1.9-
9950-0000	Current Year Net Change in Fund Balan	821,417.36-	370,771.07-	450,646.29-	121.5
	Total Equity	11,274,160.65-	11,029,124.62-	245,036.03-	2.2
	Total Liabilities & Fund Equit	24,555,216.65-	24,310,180.62-	245,036.03-	1.0

Balance Sheet

GL292 Date 09/01/23
Time 10:11

Company 40 - Transportation Fund
Balance Sheet
For Period 1 Ending July 31, 2023

USD

Page 11

Fiscal Year 2024

Consolidated		Transportation Fund	Consolidated		
Account Nbr	Description	Current Year	Previous Year	Change	Percent
ASSETS					
Assets					
CURASSETS					
Current Assets					
8000	Cash				
8010-0000	Cash	8,985,907.86	8,816,164.40	169,743.46	1.9
	Total Cash	8,985,907.86	8,816,164.40	169,743.46	1.9
RECEIVABLES					
Receivables					
8100	110-122				
8110-0000	Interest Receivable	27,910.00	27,910.00	0.00	
8190-0000	Grants Receivable	2,321,853.00	2,321,853.00	0.00	
8192-0000	Property Taxes Receivable	4,410,438.00	4,410,438.00	0.00	
	Total 110-122	6,760,201.00	6,760,201.00	0.00	
8400	Other Current Assets				
8486-0000	Invoice Tolerance	.01	.01	0.00	
	Total Other Current Assets	.01	.01	0.00	
	Total Receivables	6,760,201.01	6,760,201.01	0.00	
	Total Current Assets	15,746,108.87	15,576,365.41	169,743.46	1.1
	Total Assets	15,746,108.87	15,576,365.41	169,743.46	1.1
LIABFBAL					
Liabilities & Fund Equity					
LIABILITIES					
Liabilities					
9000	Current Liabilities				
9011-0000	Accounts Payable	43,397.38-	62,894.41-	19,497.03	31.0-
9022-0000	Deferred Revenue	4,437,759.00-	4,437,759.00-	0.00	
9023-0000	Accrued Accounts Payable (Auditor A	515,954.61-	14,406.22-	501,548.39-	3481.5
	Total Current Liabilities	4,997,110.99-	4,515,059.63-	482,051.36-	10.7
9300	Payroll Deductions				
9310-0000	Annuities Payable	184.58-	0.00	184.58-	
9320-0000	Employee Disability/Life Payable	17.44-	24.62-	7.18	29.2-
	Total Payroll Deductions	202.02-	24.62-	177.40-	720.6
9500	Long-Term Liabilities				
9505-0000	Lease Liability GASB 87	23,388.00-	23,388.00-	0.00	
	Total Long-Term Liabilities	23,388.00-	23,388.00-	0.00	
	Total Liabilities	5,020,701.01-	4,538,472.25-	482,228.76-	10.6

Balance Sheet

GL292 Date 09/01/23
Time 10:11

Company 40 - Transportation Fund
Balance Sheet
For Period 1 Ending July 31, 2023

USD

Page 12

Fiscal Year 2024

Consolidated		Transportation Fund	Consolidated		
Account Nbr	Description	Current Year	Previous Year	Change	Percent
FUNDBAL	Equity				
9900-0000	Fund Balance	8,032,535.90-	8,715,727.48-	683,191.58	7.8-
9950-0000	Current Year Net Change in Fund Balan	2,692,871.96-	2,322,165.68-	370,706.28-	16.0
	Total Equity	10,725,407.86-	11,037,893.16-	312,485.30	2.8-
	Total Liabilities & Fund Equit	15,746,108.87-	15,576,365.41-	169,743.46-	1.1

Balance Sheet

GL292 Date 09/01/23
Time 10:11

Company 50 - Municipal Retirement Fund
Balance Sheet
For Period 1 Ending July 31, 2023

USD

Page 13

Fiscal Year 2024

Consolidated		Municipal Retirement Fund	Consolidated	Change	Percent
Account Nbr	Description	Current Year	Previous Year		
ASSETS	Assets				
CURASSETS	Current Assets				
8000	Cash				
8010-0000	Cash	4,486,761.11	4,847,739.17	360,978.06-	7.4-
	Total Cash	4,486,761.11	4,847,739.17	360,978.06-	7.4-
RECEIVABLES	Receivables				
8100	110-122				
8110-0000	Interest Receivable	27,220.00	27,220.00	0.00	
8192-0000	Property Taxes Receivable	2,938,410.00	2,938,410.00	0.00	
	Total 110-122	2,965,630.00	2,965,630.00	0.00	
	Total Receivables	2,965,630.00	2,965,630.00	0.00	
	Total Current Assets	7,452,391.11	7,813,369.17	360,978.06-	4.6-
	Total Assets	7,452,391.11	7,813,369.17	360,978.06-	4.6-
LIABFBAL	Liabilities & Fund Equity				
LIABILITIES	Liabilities				
9000	Current Liabilities				
9022-0000	Deferred Revenue	2,965,056.00-	2,965,056.00-	0.00	
	Total Current Liabilities	2,965,056.00-	2,965,056.00-	0.00	
9300	Payroll Deductions				
9303-0000	IMRF Payable	1,280.60-	0.00	1,280.60-	
	Total Payroll Deductions	1,280.60-	0.00	1,280.60-	
	Total Liabilities	2,966,336.60-	2,965,056.00-	1,280.60-	
FUNDBAL	Equity				
9900-0000	Fund Balance	4,566,022.35-	4,997,700.14-	431,677.79	8.6-
9950-0000	Current Year Net Change in Fund Balan	79,967.84	149,386.97	69,419.13-	46.5-
	Total Equity	4,486,054.51-	4,848,313.17-	362,258.66	7.5-
	Total Liabilities & Fund Equit	7,452,391.11-	7,813,369.17-	360,978.06	4.6-

Balance Sheet

GL292 Date 09/01/23
Time 10:11

Company 51 - Social Security/Medicare Fund USD
Balance Sheet
For Period 1 Ending July 31, 2023

Page 14

Fiscal Year 2024

Consolidated		Social Security/Medicare Fund	Consolidated		
Account Nbr	Description	Current Year	Previous Year	Change	Percent
ASSETS	Assets				
CURASSETS	Current Assets				
8000	Cash				
8010-0000	Cash	540,316.63	1,581,449.88	1,041,133.25-	65.8-
	Total Cash	540,316.63	1,581,449.88	1,041,133.25-	65.8-
	Total Current Assets	540,316.63	1,581,449.88	1,041,133.25-	65.8-
	Total Assets	540,316.63	1,581,449.88	1,041,133.25-	65.8-
LIABFBAL	Liabilities & Fund Equity				
LIABILITIES	Liabilities				
9300	Payroll Deductions				
9304-0000	FICA Payable	3,211.55-	18,354.50-	15,142.95	82.5-
9305-0000	Medicare Only Payable	64,902.22-	62,610.01-	2,292.21-	3.7
	Total Payroll Deductions	68,113.77-	80,964.51-	12,850.74	15.9-
	Total Liabilities	68,113.77-	80,964.51-	12,850.74	15.9-
FUNDBAL	Equity				
9900-0000	Fund Balance	509,633.76-	1,158,282.85-	648,649.09	56.0-
9950-0000	Current Year Net Change in Fund Balan	37,429.36	342,202.52-	379,631.88	110.9-
9999-0000	Error Suspense	1.54	0.00	1.54	
	Total Equity	472,202.86-	1,500,485.37-	1,028,282.51	68.5-
	Total Liabilities & Fund Equit	540,316.63-	1,581,449.88-	1,041,133.25	65.8-

Balance Sheet

GL292 Date 09/01/23
Time 10:11

Company 60 - Site & Construction Fund
Balance Sheet
For Period 1 Ending July 31, 2023

USD

Page 15

Fiscal Year 2024

Consolidated		Site & Construction Fund	Consolidated		
Account Nbr	Description	Current Year	Previous Year	Change	Percent
ASSETS					
CURASSETS					
Assets					
Current Assets					
8000	Cash				
8010-0000	Cash	21,549,450.53	22,758,634.33	1,209,183.80-	5.3-
	Total Cash	21,549,450.53	22,758,634.33	1,209,183.80-	5.3-
RECEIVABLES					
Receivables					
8100	110-122				
8110-0000	Interest Receivable	103,597.00	103,597.00	0.00	
8191-0000	CPPRT Receivable	890,125.00	890,125.00	0.00	
	Total 110-122	993,722.00	993,722.00	0.00	
	Total Receivables	993,722.00	993,722.00	0.00	
	Total Current Assets	22,543,172.53	23,752,356.33	1,209,183.80-	5.1-
	Total Assets	22,543,172.53	23,752,356.33	1,209,183.80-	5.1-
LIABFBAL					
Liabilities & Fund Equity					
LIABILITIES					
Liabilities					
Current Liabilities					
9000	Accounts Payable	27,050.00-	552,445.45-	525,395.45	95.1-
9014-0000	Construction Contracts Payable	1,649,866.00-	1,649,866.00-	0.00	
9022-0000	Deferred Revenue	101,411.00-	101,411.00-	0.00	
9023-0000	Accrued Accounts Payable (Auditor A	211,519.20-	276,632.71-	65,113.51	23.5-
	Total Current Liabilities	1,989,846.20-	2,580,355.16-	590,508.96	22.9-
	Total Liabilities	1,989,846.20-	2,580,355.16-	590,508.96	22.9-
FUNDBAL					
Equity					
9900-0000	Fund Balance	19,639,092.09-	21,616,275.65-	1,977,183.56	9.1-
9950-0000	Current Year Net Change in Fund Balan	914,234.24-	444,274.48	1,358,508.72-	305.8-
	Total Equity	20,553,326.33-	21,172,001.17-	618,674.84	2.9-
	Total Liabilities & Fund Equit	22,543,172.53-	23,752,356.33-	1,209,183.80	5.1-

Balance Sheet

GL292 Date 09/01/23
Time 10:11

Company 61 - Impact Fees Fund
Balance Sheet
For Period 1 Ending July 31, 2023

USD

Page 16

Fiscal Year 2024

Consolidated		Impact Fees Fund	Consolidated		
Account Nbr	Description	Current Year	Previous Year	Change	Percent
ASSETS	Assets				
CURASSETS	Current Assets				
8000	Cash				
8010-0000	Cash	15,737,640.28	15,146,196.14	591,444.14	3.9
	Total Cash	15,737,640.28	15,146,196.14	591,444.14	3.9
	Total Current Assets	15,737,640.28	15,146,196.14	591,444.14	3.9
	Total Assets	15,737,640.28	15,146,196.14	591,444.14	3.9
LIABFBAL	Liabilities & Fund Equity				
FUNDBAL	Equity				
9900-0000	Fund Balance	15,686,308.57-	15,141,988.15-	544,320.42-	3.6
9950-0000	Current Year Net Change in Fund Balan	51,331.71-	4,207.99-	47,123.72-	1119.9
	Total Equity	15,737,640.28-	15,146,196.14-	591,444.14-	3.9
	Total Liabilities & Fund Equit	15,737,640.28-	15,146,196.14-	591,444.14-	3.9

Balance Sheet

GL292 Date 09/01/23
Time 10:11

Company 70 - Working Capital Fund
Balance Sheet
For Period 1 Ending July 31, 2023

USD

Page 17

Fiscal Year 2024

Consolidated		Working Capital Fund	Consolidated		
Account Nbr	Description	Current Year	Previous Year	Change	Percent
ASSETS	Assets				
CURASSETS	Current Assets				
8000	Cash				
8010-0000	Cash	39,972,735.39	39,024,438.68	948,296.71	2.4
	Total Cash	39,972,735.39	39,024,438.68	948,296.71	2.4
RECEIVABLES	Receivables				
8100	110-122				
8110-0000	Interest Receivable	169,770.00	169,770.00	0.00	
8192-0000	Property Taxes Receivable	2,024.00	2,024.00	0.00	
	Total 110-122	171,794.00	171,794.00	0.00	
	Total Receivables	171,794.00	171,794.00	0.00	
	Total Current Assets	40,144,529.39	39,196,232.68	948,296.71	2.4
	Total Assets	40,144,529.39	39,196,232.68	948,296.71	2.4
LIABFBAL	Liabilities & Fund Equity				
LIABILITIES	Liabilities				
9000	Current Liabilities				
9022-0000	Deferred Revenue	168,212.00-	168,212.00-	0.00	
	Total Current Liabilities	168,212.00-	168,212.00-	0.00	
	Total Liabilities	168,212.00-	168,212.00-	0.00	
FUNDBAL	Equity				
9900-0000	Fund Balance	39,849,214.78-	39,016,513.83-	832,700.95-	2.1
9950-0000	Current Year Net Change in Fund Balan	127,102.61-	11,506.85-	115,595.76-	1004.6
	Total Equity	39,976,317.39-	39,028,020.68-	948,296.71-	2.4
	Total Liabilities & Fund Equit	40,144,529.39-	39,196,232.68-	948,296.71-	2.4

Balance Sheet

GL292 Date 09/01/23
Time 10:11

Company 80 - Tort Immunity Fund
Balance Sheet
For Period 1 Ending July 31, 2023

USD

Page 18

Fiscal Year 2024

Consolidated		Tort Immunity Fund	Consolidated		
Account Nbr	Description	Current Year	Previous Year	Change	Percent
ASSETS	Assets				
CURASSETS	Current Assets				
8000	Cash				
8010-0000	Cash	1,380,893.35-	1,230,222.88-	150,670.47-	12.2
	Total Cash	1,380,893.35-	1,230,222.88-	150,670.47-	12.2
RECEIVABLES	Receivables				
8100	110-122				
8110-0000	Interest Receivable	3,428.00	3,428.00	0.00	
8192-0000	Property Taxes Receivable	1,013,599.00	1,013,599.00	0.00	
	Total 110-122	1,017,027.00	1,017,027.00	0.00	
	Total Receivables	1,017,027.00	1,017,027.00	0.00	
	Total Current Assets	363,866.35-	213,195.88-	150,670.47-	70.7
	Total Assets	363,866.35-	213,195.88-	150,670.47-	70.7
LIABFBAL	Liabilities & Fund Equity				
LIABILITIES	Liabilities				
9000	Current Liabilities				
9022-0000	Deferred Revenue	1,016,953.00-	1,016,953.00-	0.00	
	Total Current Liabilities	1,016,953.00-	1,016,953.00-	0.00	
	Total Liabilities	1,016,953.00-	1,016,953.00-	0.00	
FUNDBAL	Equity				
9900-0000	Fund Balance	839,562.37-	879,171.77-	39,609.40	4.5-
9950-0000	Current Year Net Change in Fund Balan	2,220,381.72	2,109,320.65	111,061.07	5.3
	Total Equity	1,380,819.35	1,230,148.88	150,670.47	12.2
	Total Liabilities & Fund Equit	363,866.35	213,195.88	150,670.47	70.7

Income Statement

Consolidated		Educational Fund			Consolidated		
Account Nbr	Description	Period Amount	Period Budget	Pct Of Budget	Year To Date Amount	Year To Date Budget	Pct Of Budget
REVENUE							
LOCAL							
	Revenue from Local Sources						
1111-0000	CUR YR General Levy	0.00	66,109,149.00	0.00	0.00	66,109,149.00	0.00
1112-0000	First PR YR General Levy	3,726,198.52	61,864,248.00	6.02	3,726,198.52	61,864,248.00	6.02
1113-0000	Other PR YR General Levies	0.00	359,237.00	0.00	0.00	359,237.00	0.00
1141-0000	CUR YR Special Education Levy	0.00	17,630,298.00	0.00	0.00	17,630,298.00	0.00
1142-0000	First PR YR Special Education	1,112,037.22	16,985,607.00	6.55	1,112,037.22	16,985,607.00	6.55
1311-0000	Tuition from Pupils or Parents	0.00	20,000.00	0.00	0.00	20,000.00	0.00
1321-0000	Summer School Tuition from Pup	0.00	617.00	0.00	0.00	617.00	0.00
1511-0000	Interest on Investments	277,316.63	869,428.00	31.90	277,316.63	869,428.00	31.90
1611-0000	Sales to Pupils - Lunch	38,263.22	2,890,000.00	1.32	38,263.22	2,890,000.00	1.32
1726-0000	Musical Instrument Rental	0.00	419.00	0.00	0.00	419.00	0.00
1727-0000	Athletic Fees	30,915.49	421,000.00	7.34	30,915.49	421,000.00	7.34
1728-0000	Driver Education Behind the Wh	6,670.15	55,686.00	11.98	6,670.15	55,686.00	11.98
1729-0000	Flex PE Fees	6,142.08	21,722.00	28.28	6,142.08	21,722.00	28.28
1792-0000	Music Special Events	0.00	25,861.00	0.00	0.00	25,861.00	0.00
1811-0000	Regular Textbook Rental	20,109.28	300,000.00	6.70	20,109.28	300,000.00	6.70
1812-0000	Summer School Textbook Rental	370.00	10,135.00	3.65	370.00	10,135.00	3.65
1819-0000	Other Textbook Rental	482.24	11,732.00	4.11	482.24	11,732.00	4.11
1892-0000	Heart Rate Monitors Fee	700.00	2,522.00	27.76	700.00	2,522.00	27.76
1898-0000	Merchant Processing Fee	3,746.07	36,000.00	10.41	3,746.07	36,000.00	10.41
1921-0000	Contributions & Donations from	0.00	601.00	0.00	0.00	601.00	0.00
1951-0000	Refund of PR YRs' Expenditure	62.92	170,000.00	.04	62.92	170,000.00	.04
1990-0000	P-Card Inadvertent	839.00	1,500.00	55.93	839.00	1,500.00	55.93
1991-0000	Payment from Other LEAs	66,373.97	450,000.00	14.75	66,373.97	450,000.00	14.75
1998-0000	Other Revenue-Athletics	0.00	80.00	0.00	0.00	80.00	0.00
1999-0000	Other Revenue-General	16,464.36	900,000.00	1.83	16,464.36	900,000.00	1.83
	Total Revenue from Local Sourc	5,273,762.43	168,417,368.00	3.13	5,273,762.43	168,417,368.00	3.13
STATE							
	Revenue from State Sources						
3001-0000	Evidence Based Funding (EBF)	0.00	67,402,295.00	0.00	0.00	67,402,295.00	0.00
3100-0000	Special Ed-Pvt Facility Tuitio	960,538.70	3,242,162.00	29.63	960,538.70	3,242,162.00	29.63
3120-0000	Special Ed-Orphanage Individua	0.00	124,038.00	0.00	0.00	124,038.00	0.00
3130-0000	Special Ed-Orphanage Summer	0.00	15,483.00	0.00	0.00	15,483.00	0.00
3360-0000	State Free Lunch & Breakfast	3,281.42	0.00	0.00	3,281.42	0.00	0.00
3370-0000	Driver Education	0.00	101,608.00	0.00	0.00	101,608.00	0.00
3696-0000	Safe School Grant	0.00	51,172.00	0.00	0.00	51,172.00	0.00
3999-0000	ALOP ROE Revenue	0.00	2,072,000.00	0.00	0.00	2,072,000.00	0.00
	Total Revenue from State Sourc	963,820.12	73,008,758.00	1.32	963,820.12	73,008,758.00	1.32
FEDERAL							
	Revenue from Federal Sources						
4225-0000	Summer Food Program	45,174.76	6,915,049.00	.65	45,174.76	6,915,049.00	.65
4240-0000	Fresh Fruit and Veg. Program	2,879.72	26,137.00	11.02	2,879.72	26,137.00	11.02
4625-0000	Special Ed-IDEA Room & Board	50,925.45	178,992.00	28.45	50,925.45	178,992.00	28.45
4950-0000	Dept of Rehab Svcs	0.00	33,000.00	0.00	0.00	33,000.00	0.00
4991-0000	Medicaid Admin Outreach	0.00	1,200,000.00	0.00	0.00	1,200,000.00	0.00

Income Statement

Consolidated		Educational Fund			Consolidated		
Account Nbr	Description	Period Amount	Period Budget	Pct Of Budget	Year To Date Amount	Year To Date Budget	Pct Of Budget
FEDERAL	Revenue from Federal Sources						
4992-0000	Medicaid FFS	665,255.41	2,400,000.00	27.72	665,255.41	2,400,000.00	27.72
	Total Revenue from Federal Sou	764,235.34	10,753,178.00	7.11	764,235.34	10,753,178.00	7.11
	Total Revenue	7,001,817.89	252,179,304.00	2.78	7,001,817.89	252,179,304.00	2.78
EXPENSE	Expense						
100	Salaries						
111-0000	Certified Administrator	999,979.17	11,533,195.00	8.67	999,979.17	11,533,195.00	8.67
112-0000	Certified Directors/Supervisors	373,428.13	4,293,787.00	8.70	373,428.13	4,293,787.00	8.70
113-0000	Certified Teachers	74,616.08	99,760,636.00	.07	74,616.08	99,760,636.00	.07
114-0000	Other Certified	34,812.06	13,237,722.00	.26	34,812.06	13,237,722.00	.26
115-0000	Non-Certified Supervision/Head	235,457.20	2,786,053.00	8.45	235,457.20	2,786,053.00	8.45
116-0000	Non-Certified Sec/Spec	255,412.40	7,398,365.00	3.45	255,412.40	7,398,365.00	3.45
117-0000	Non-Certified Paras/Custodial	43,301.50	8,995,140.00	.48	43,301.50	8,995,140.00	.48
118-0000	Other Non-Certified	18,283.94	984,271.00	1.86	18,283.94	984,271.00	1.86
119-0000	Other	21,956.58	1,335,386.00	1.64	21,956.58	1,335,386.00	1.64
121-0000	Substitute-Teacher	0.00	1,477,727.00	0.00	0.00	1,477,727.00	0.00
122-0000	Substitute-Paraprofessionals	0.00	209,720.00	0.00	0.00	209,720.00	0.00
123-0000	Substitute-Conferences	0.00	327,529.00	0.00	0.00	327,529.00	0.00
132-0000	1.5 Overtime	6,619.95	98,256.00	6.74	6,619.95	98,256.00	6.74
133-0000	2.0 Overtime	0.00	3,985.00	0.00	0.00	3,985.00	0.00
135-0000	Long Term Certified Subs	0.00	854,607.00	0.00	0.00	854,607.00	0.00
143-0000	Overload	0.00	314,579.00	0.00	0.00	314,579.00	0.00
148-0000	Extra Pay-Non-Certified	19,618.44	107,677.00	18.22	19,618.44	107,677.00	18.22
149-0000	Extra Pay-Certified	77,036.62	4,693,602.00	1.64	77,036.62	4,693,602.00	1.64
161-0000	Mileage Stipend	18,491.66	182,051.00	10.16	18,491.66	182,051.00	10.16
	Total Salaries	2,179,013.73	158,594,288.00	1.37	2,179,013.73	158,594,288.00	1.37
200	Employee Benefits						
211-0000	Teachers Retirement (TRS)	147,393.41	9,809,769.00	1.50	147,393.41	9,809,769.00	1.50
212-0000	Municipal Retirement (IMRF)	378.31	125,543.00	.30	378.31	125,543.00	.30
215-0000	One-Time TRS Early Retirement	76.05	52,499.00	.14	76.05	52,499.00	.14
218-0000	THIS Fund Employer Contributio	24,110.98	1,150,571.00	2.10	24,110.98	1,150,571.00	2.10
221-0000	Life Insurance	2,683.89	91,455.00	2.93	2,683.89	91,455.00	2.93
222-0000	Medical Insurance	320,780.51	21,743,035.00	1.48	320,780.51	21,743,035.00	1.48
223-0000	Dental Insurance	14,937.99	1,067,264.00	1.40	14,937.99	1,067,264.00	1.40
224-0000	Vision Insurance	3,110.45	249,756.00	1.25	3,110.45	249,756.00	1.25
225-0000	Disability Insurance	1,825.92	22,484.00	8.12	1,825.92	22,484.00	8.12
226-0000	HRA/HSA Board Contributions	750.00	1,259,978.00	.06	750.00	1,259,978.00	.06
231-0000	Certified Tuition Reimbursemen	0.00	104,998.00	0.00	0.00	104,998.00	0.00
232-0000	DESA Tuition Reimbursement	0.00	2,100.00	0.00	0.00	2,100.00	0.00
233-0000	DESPA Tuition Reimbursement	516.00	0.00	0.00	516.00	0.00	0.00
234-0000	Non-Union Tuition Reimbursemen	0.00	2,100.00	0.00	0.00	2,100.00	0.00

Income Statement

GL293 Date 09/01/23
Time 10:12

Company 10 - Educational Fund
Income Statement
For Period 1 Through 1 Ending July 31, 2023

USD

Page 3

Fiscal Year 2024 Budget

1

Consolidated

Educational Fund

Consolidated

Account Nbr	Description	Period Amount	Period Budget	Pct Of Budget	Year To Date Amount	Year To Date Budget	Pct Of Budget
200	Employee Benefits						
235-0000	Admin Tuition Reimbursement	4,800.00	52,499.00	9.14	4,800.00	52,499.00	9.14
236-0000	Admin Relocation Reimbursement	0.00	3,150.00	0.00	0.00	3,150.00	0.00
237-0000	Admin Cash-in-Lieu	2,700.00	0.00	0.00	2,700.00	0.00	0.00
	Total Employee Benefits	524,063.51	35,737,201.00	1.47	524,063.51	35,737,201.00	1.47
300	Purchased Services						
311-0000	Professional Services-Administ	13,442.00	703,113.00	1.91	13,442.00	703,113.00	1.91
312-0000	Staff Development-On Site	98.00	59,935.00	.16	98.00	59,935.00	.16
313-0000	Staff Development	8,106.60	209,860.00	3.86	8,106.60	209,860.00	3.86
314-0000	Professional Services-Instruct	3,703.52	564,842.00	.66	3,703.52	564,842.00	.66
315-0000	Food-Contracted	3,655.36	123,815.00	2.95	3,655.36	123,815.00	2.95
316-0000	Charter School Payment	0.00	8,102,852.00	0.00	0.00	8,102,852.00	0.00
317-0000	Audit/Financial Services	0.00	58,000.00	0.00	0.00	58,000.00	0.00
318-0000	Legal Services	2,132.62	350,000.00	.61	2,132.62	350,000.00	.61
319-0000	Other Professional & Technical	62,479.00	3,768,434.00	1.66	62,479.00	3,768,434.00	1.66
321-0000	Sanitation Services	0.00	1,000.00	0.00	0.00	1,000.00	0.00
323-0000	Repair & Maintenance	622.36	395,095.00	.16	622.36	395,095.00	.16
325-0000	Rentals	29,187.78	231,680.00	12.60	29,187.78	231,680.00	12.60
327-0000	Computer Maintenance	0.00	732.00	0.00	0.00	732.00	0.00
333-0000	District Travel	7,906.66	286,534.00	2.76	7,906.66	286,534.00	2.76
334-0000	Professional Meetings	14,872.35	36,050.00	41.25	14,872.35	36,050.00	41.25
336-0000	Pupil Transportation-Field Tri	3,601.27	26,988.00	13.34	3,601.27	26,988.00	13.34
339-0000	Other Transportation Services	0.00	6,259.00	0.00	0.00	6,259.00	0.00
341-0000	Postage & Shipping Charges	8,868.91	61,185.00	14.50	8,868.91	61,185.00	14.50
342-0000	Telephone-Local	15,904.06	195,249.00	8.15	15,904.06	195,249.00	8.15
346-0000	Telephone - WAN and Internet	7,500.00	302,637.00	2.48	7,500.00	302,637.00	2.48
347-0000	Telephone-Cellular	4,209.71	110,902.00	3.80	4,209.71	110,902.00	3.80
351-0000	Recruiting	0.00	14,300.00	0.00	0.00	14,300.00	0.00
352-0000	Legal Notices	0.00	25,500.00	0.00	0.00	25,500.00	0.00
361-0000	Printing & Binding	1,796.57	84,543.00	2.13	1,796.57	84,543.00	2.13
385-0000	Unemployment Insurance	0.00	35,000.00	0.00	0.00	35,000.00	0.00
391-0000	Officials-IHSA Sponsored	0.00	175,661.00	0.00	0.00	175,661.00	0.00
392-0000	License & Registrations	100,000.00	2,400.00	4166.67	100,000.00	2,400.00	4166.67
395-0000	Management Fees	28,069.69	8,300,000.00	.34	28,069.69	8,300,000.00	.34
397-0000	Software Licensing	1,038,440.41	3,087,258.00	33.64	1,038,440.41	3,087,258.00	33.64
398-0000	Banking/Credit Card Fees	4,842.60	141,100.00	3.43	4,842.60	141,100.00	3.43
	Total Purchased Services	1,359,439.47	27,460,924.00	4.95	1,359,439.47	27,460,924.00	4.95
400	Supplies & Materials						
411-0000	Supplies-General	146,347.12	2,299,944.00	6.36	146,347.12	2,299,944.00	6.36
412-0000	Supplies-Testing Materials	0.00	237,900.00	0.00	0.00	237,900.00	0.00
415-0000	Supplies-Computer	18,897.05	31,815.00	59.40	18,897.05	31,815.00	59.40
417-0000	Supplies-Uniform	0.00	87,850.00	0.00	0.00	87,850.00	0.00
421-0000	Textbooks- Approved Standard	5,000.00	2,200.00	227.27	5,000.00	2,200.00	227.27
422-0000	Textbooks-Consumables	270.99	10,616.00	2.55	270.99	10,616.00	2.55

Income Statement

GL293 Date 09/01/23
Time 10:12

Company 10 - Educational Fund
Income Statement
For Period 1 Through 1 Ending July 31, 2023

USD

Page 4

Fiscal Year 2024 Budget

1

Consolidated

Educational Fund

Consolidated

Account Nbr	Description	Period Amount	Period Budget	Pct Of Budget	Year To Date Amount	Year To Date Budget	Pct Of Budget
400	Supplies & Materials						
424-0000	Textbooks-Suppl/Innovation Mat	8,684.00	15,200.00	57.13	8,684.00	15,200.00	57.13
425-0000	Textbooks-Approved Standard El	1,030.00	1,648,919.00	.06	1,030.00	1,648,919.00	.06
431-0000	Library Books	237.19	95,400.00	.25	237.19	95,400.00	.25
441-0000	Periodicals	70.90	30,950.00	.23	70.90	30,950.00	.23
464-0000	Gasoline	0.00	6,700.00	0.00	0.00	6,700.00	0.00
471-0000	System Software	0.00	105,701.00	0.00	0.00	105,701.00	0.00
472-0000	Instructional Software	0.00	80,393.00	0.00	0.00	80,393.00	0.00
481-0000	Equipment < \$500	340.52	77,564.00	.44	340.52	77,564.00	.44
482-0000	Parts-Transportation	0.00	2,800.00	0.00	0.00	2,800.00	0.00
484-0000	Computer Related Equip < \$500	598.00	118,150.00	.51	598.00	118,150.00	.51
491-0000	Mat & Sup-Shipping	0.00	2,642.00	0.00	0.00	2,642.00	0.00
	Total Supplies & Materials	181,475.77	4,854,744.00	3.74	181,475.77	4,854,744.00	3.74
500	Capital Outlay						
541-0000	Equipment	7,229.00	88,559.00	8.16	7,229.00	88,559.00	8.16
546-0000	Software	0.00	41,967.00	0.00	0.00	41,967.00	0.00
	Total Capital Outlay	7,229.00	130,526.00	5.54	7,229.00	130,526.00	5.54
600	Other Objects						
641-0000	Dues & Fees	26,553.80	268,939.00	9.87	26,553.80	268,939.00	9.87
671-0000	Private Facility Tuition	149,313.34	9,877,270.00	1.51	149,313.34	9,877,270.00	1.51
672-0000	Room and Board	22,611.58	632,080.00	3.58	22,611.58	632,080.00	3.58
673-0000	General Tuition	140,560.88	594,195.00	23.66	140,560.88	594,195.00	23.66
691-0000	Miscellaneous Objects	0.00	95,272.00	0.00	0.00	95,272.00	0.00
	Total Other Objects	339,039.60	11,467,756.00	2.96	339,039.60	11,467,756.00	2.96
900	System Accounts						
750	Capital Outlay - Capitalized						
751-0000	Equipment < \$5000	13,916.89	845,213.00	1.65	13,916.89	845,213.00	1.65
755-0000	Computer Equipment < \$5000	1,394,035.97	3,637,450.00	38.32	1,394,035.97	3,637,450.00	38.32
757-0000	Network Equipment < \$5000	0.00	148,270.00	0.00	0.00	148,270.00	0.00
	Total Capital Outlay - Capita	1,407,952.86	4,630,933.00	30.40	1,407,952.86	4,630,933.00	30.40
	Total System Accounts	1,407,952.86	4,630,933.00	30.40	1,407,952.86	4,630,933.00	30.40
	Total Expense	5,998,213.94	242,876,372.00	2.47	5,998,213.94	242,876,372.00	2.47
	Total Net Change in Fund Balan	1,003,603.95	9,302,932.00	10.79	1,003,603.95	9,302,932.00	10.79

Income Statement

GL293 Date 09/01/23
Time 10:12

Company 14 - Grant Fund
Income Statement
For Period 1 Through 1 Ending July 31, 2023

USD

Page 5

Fiscal Year 2024 Budget

1

Consolidated

Grant Fund

Consolidated

Account Nbr	Description	Period Amount	Period Budget	Pct Of Budget	Year To Date Amount	Year To Date Budget	Pct Of Budget
REVENUE							
LOCAL							
	Revenue from Local Sources						
1511-0000	Interest on Investments	0.00	33,372.00	0.00	0.00	33,372.00	0.00
1921-0000	Contributions & Donations from	0.00	2,500.00	0.00	0.00	2,500.00	0.00
1922-0000	Foundation Donations	0.00	11,000.00	0.00	0.00	11,000.00	0.00
1999-0000	Other Revenue-General	0.00	5,977.00	0.00	0.00	5,977.00	0.00
	Total Revenue from Local Sourc	0.00	52,849.00	0.00	0.00	52,849.00	0.00
STATE							
	Revenue from State Sources						
3220-0000	Voc Ed School Improvement	10,231.00	240,077.00	4.26	10,231.00	240,077.00	4.26
3275-0000	Voc Ed Elem Career	0.00	13,837.00	0.00	0.00	13,837.00	0.00
3621-0000	School Library	16,595.73	25,534.00	64.99	16,595.73	25,534.00	64.99
3705-0000	Early Childhood-State PreK	180,153.00	1,581,831.00	11.39	180,153.00	1,581,831.00	11.39
3706-0000	Early Childhood-Prevention	0.00	630,372.00	0.00	0.00	630,372.00	0.00
3707-0000	Early Childhood-PreSchool For	0.00	791,133.00	0.00	0.00	791,133.00	0.00
3992-0000	After School Program Grant	10,000.00	101,531.00	9.85	10,000.00	101,531.00	9.85
3997-0000	School STEAM Revenue	4,286.00	0.00	0.00	4,286.00	0.00	0.00
	Total Revenue from State Sourc	221,265.73	3,384,315.00	6.54	221,265.73	3,384,315.00	6.54
FEDERAL							
	Revenue from Federal Sources						
4300-0000	Title I-Low Income	0.00	2,740,479.00	0.00	0.00	2,740,479.00	0.00
4400-0000	Title IV-Safe & Drug Free Scho	0.00	192,747.00	0.00	0.00	192,747.00	0.00
4600-0000	Special Ed-Preschool Flow Thro	0.00	102,605.00	0.00	0.00	102,605.00	0.00
4620-0000	Special Ed-IDEA Flow Through	0.00	4,363,666.00	0.00	0.00	4,363,666.00	0.00
4745-0000	Perkins-III	16,237.00	122,689.00	13.23	16,237.00	122,689.00	13.23
4909-0000	LIPLEPS-III	0.00	300,560.00	0.00	0.00	300,560.00	0.00
4932-0000	Title II-Teacher Quality	0.00	377,577.00	0.00	0.00	377,577.00	0.00
4991-0000	Medicaid Admin Outreach	0.00	100,000.00	0.00	0.00	100,000.00	0.00
4998-0000	Other Federal Revenues	0.00	1,250,961.00	0.00	0.00	1,250,961.00	0.00
	Total Revenue from Federal Sou	16,237.00	9,551,284.00	.17	16,237.00	9,551,284.00	.17
	Total Revenue	237,502.73	12,988,448.00	1.83	237,502.73	12,988,448.00	1.83
EXPENSE							
100							
	Expense						
	Salaries						
112-0000	Certified Directors/Supervisors	0.00	161,255.00	0.00	0.00	161,255.00	0.00
113-0000	Certified Teachers	0.00	2,522,002.00	0.00	0.00	2,522,002.00	0.00
114-0000	Other Certified	0.00	1,036,656.00	0.00	0.00	1,036,656.00	0.00
116-0000	Non-Certified Sec/Spec	4,211.83	0.00	0.00	4,211.83	0.00	0.00
117-0000	Non-Certified Paras/Custodial	28.53	202,806.00	.01	28.53	202,806.00	.01
118-0000	Other Non-Certified	43,474.31	1,074,870.00	4.04	43,474.31	1,074,870.00	4.04
148-0000	Extra Pay-Non-Certified	77,205.17	3,637.00	2122.77	77,205.17	3,637.00	2122.77
149-0000	Extra Pay-Certified	102,920.00	1,095,393.00	9.40	102,920.00	1,095,393.00	9.40

Income Statement

GL293 Date 09/01/23
Time 10:12

Company 14 - Grant Fund
Income Statement
For Period 1 Through 1 Ending July 31, 2023

USD

Page 6

Fiscal Year 2024 Budget

1

Consolidated

Grant Fund

Consolidated

Account Nbr	Description	Period Amount	Period Budget	Pct Of Budget	Year To Date Amount	Year To Date Budget	Pct Of Budget
100	Salaries						
	Total Salaries	227,839.84	6,096,619.00	3.74	227,839.84	6,096,619.00	3.74
200	Employee Benefits						
211-0000	Teachers Retirement (TRS)	596.47	307,316.00	.19	596.47	307,316.00	.19
212-0000	Municipal Retirement (IMRF)	0.00	16,831.00	0.00	0.00	16,831.00	0.00
213-0000	Federal Insurance Contribution	0.00	73,386.00	0.00	0.00	73,386.00	0.00
214-0000	Medicare Only	0.00	41,492.00	0.00	0.00	41,492.00	0.00
217-0000	TRS Federal Contribution	19,386.17	305,146.00	6.35	19,386.17	305,146.00	6.35
218-0000	THIS Fund Employer Contributio	689.57	38,463.00	1.79	689.57	38,463.00	1.79
221-0000	Life Insurance	50.50	57,251.00	.09	50.50	57,251.00	.09
222-0000	Medical Insurance	18,070.16	527,321.00	3.43	18,070.16	527,321.00	3.43
223-0000	Dental Insurance	1,031.40	150,528.00	.69	1,031.40	150,528.00	.69
224-0000	Vision Insurance	217.52	57,251.00	.38	217.52	57,251.00	.38
	Total Employee Benefits	40,041.79	1,574,985.00	2.54	40,041.79	1,574,985.00	2.54
300	Purchased Services						
313-0000	Staff Development	0.00	329,650.00	0.00	0.00	329,650.00	0.00
314-0000	Professional Services-Instruct	0.00	120,457.00	0.00	0.00	120,457.00	0.00
319-0000	Other Professional & Technical	1,700.00	3,111,868.00	.05	1,700.00	3,111,868.00	.05
323-0000	Repair & Maintenance	0.00	3,000.00	0.00	0.00	3,000.00	0.00
331-0000	Pupil Transportation-General	0.00	81,258.00	0.00	0.00	81,258.00	0.00
334-0000	Professional Meetings	0.00	732,517.00	0.00	0.00	732,517.00	0.00
397-0000	Software Licensing	0.00	56,410.00	0.00	0.00	56,410.00	0.00
	Total Purchased Services	1,700.00	4,435,160.00	.04	1,700.00	4,435,160.00	.04
400	Supplies & Materials						
411-0000	Supplies-General	5,396.65	575,737.00	.94	5,396.65	575,737.00	.94
431-0000	Library Books	0.00	16,857.00	0.00	0.00	16,857.00	0.00
481-0000	Equipment < \$500	2,441.31	0.00	0.00	2,441.31	0.00	0.00
	Total Supplies & Materials	7,837.96	592,594.00	1.32	7,837.96	592,594.00	1.32
500	Capital Outlay						
545-0000	Computer Equipment > \$5000	0.00	118,135.00	0.00	0.00	118,135.00	0.00
	Total Capital Outlay	0.00	118,135.00	0.00	0.00	118,135.00	0.00
600	Other Objects						
641-0000	Dues & Fees	0.00	47,250.00	0.00	0.00	47,250.00	0.00
	Total Other Objects	0.00	47,250.00	0.00	0.00	47,250.00	0.00
900	System Accounts						
750	Capital Outlay - Capitalized						
751-0000	Equipment < \$5000	7,127.57	123,705.00	5.76	7,127.57	123,705.00	5.76

Income Statement

GL293 Date 09/01/23
Time 10:12

Company 14 - Grant Fund
Income Statement
For Period 1 Through 1 Ending July 31, 2023

USD

Page 7

Fiscal Year 2024 Budget

1

Consolidated

Grant Fund

Consolidated

Account Nbr	Description	Period Amount	Period Budget	Pct Of Budget	Year To Date Amount	Year To Date Budget	Pct Of Budget
750	Capital Outlay - Capitalized						
	Total Capital Outlay - Capita	7,127.57	123,705.00	5.76	7,127.57	123,705.00	5.76
	Total System Accounts	7,127.57	123,705.00	5.76	7,127.57	123,705.00	5.76
	Total Expense	284,547.16	12,988,448.00	2.19	284,547.16	12,988,448.00	2.19
	Total Net Change in Fund Balan	47,044.43-	0.00	0.00	47,044.43-	0.00	0.00

Income Statement

GL293 Date 09/01/23
Time 10:12

Company 19 - Covid 19 Fund
Income Statement
For Period 1 Through 1 Ending July 31, 2023

USD

Page 8

Fiscal Year 2024 Budget

1

Consolidated

Covid 19 Fund

Consolidated

Account Nbr	Description	Period Amount	Period Budget	Pct Of Budget	Year To Date Amount	Year To Date Budget	Pct Of Budget
REVENUE							
Revenue							
FEDERAL Revenue from Federal Sources							
4942-0000	ESSER II	0.00	1,689,945.00	0.00	0.00	1,689,945.00	0.00
4943-0000	ESSER III	0.00	4,229,047.00	0.00	0.00	4,229,047.00	0.00
Total Revenue from Federal Sou		0.00	5,918,992.00	0.00	0.00	5,918,992.00	0.00
Total Revenue		0.00	5,918,992.00	0.00	0.00	5,918,992.00	0.00
EXPENSE							
Expense							
100 Salaries							
113-0000	Certified Teachers	0.00	1,785,932.00	0.00	0.00	1,785,932.00	0.00
114-0000	Other Certified	0.00	185,229.00	0.00	0.00	185,229.00	0.00
117-0000	Non-Certified Paras/Custodial	0.00	534,066.00	0.00	0.00	534,066.00	0.00
143-0000	Overload	0.00	257,529.00	0.00	0.00	257,529.00	0.00
148-0000	Extra Pay-Non-Certified	22,293.61	0.00	0.00	22,293.61	0.00	0.00
149-0000	Extra Pay-Certified	120,035.00	1,019,612.00	11.77	120,035.00	1,019,612.00	11.77
Total Salaries		142,328.61	3,782,368.00	3.76	142,328.61	3,782,368.00	3.76
200 Employee Benefits							
211-0000	Teachers Retirement (TRS)	754.77	145,750.00	.52	754.77	145,750.00	.52
212-0000	Municipal Retirement (IMRF)	0.00	22,584.00	0.00	0.00	22,584.00	0.00
213-0000	Federal Insurance Contribution	0.00	15,866.00	0.00	0.00	15,866.00	0.00
214-0000	Medicare Only	0.00	9,443.00	0.00	0.00	9,443.00	0.00
217-0000	TRS Federal Contribution	2,867.66	265,390.00	1.08	2,867.66	265,390.00	1.08
218-0000	THIS Fund Employer Contributio	798.81	10,918.00	7.32	798.81	10,918.00	7.32
221-0000	Life Insurance	0.00	3,785.00	0.00	0.00	3,785.00	0.00
222-0000	Medical Insurance	0.00	773,793.00	0.00	0.00	773,793.00	0.00
223-0000	Dental Insurance	0.00	9,477.00	0.00	0.00	9,477.00	0.00
224-0000	Vision Insurance	0.00	3,785.00	0.00	0.00	3,785.00	0.00
Total Employee Benefits		4,421.24	1,260,791.00	.35	4,421.24	1,260,791.00	.35
300 Purchased Services							
319-0000	Other Professional & Technical	25,266.49	0.00	0.00	25,266.49	0.00	0.00
325-0000	Rentals	1,486.08	417,500.00	.36	1,486.08	417,500.00	.36
Total Purchased Services		26,752.57	417,500.00	6.41	26,752.57	417,500.00	6.41
400 Supplies & Materials							
411-0000	Supplies-General	2,817.98-	283,333.00	.99-	2,817.98-	283,333.00	.99-
424-0000	Textbooks-Suppl/Innovation Mat	644,140.77	0.00	0.00	644,140.77	0.00	0.00
Total Supplies & Materials		641,322.79	283,333.00	226.35	641,322.79	283,333.00	226.35
900 System Accounts							
750 Capital Outlay - Capitalized							

Income Statement

GL293 Date 09/01/23
Time 10:12

Company 19 - Covid 19 Fund
Income Statement
For Period 1 Through 1 Ending July 31, 2023

USD

Page 9

Fiscal Year 2024 Budget

1

Consolidated

Covid 19 Fund

Consolidated

Account Nbr	Description	Period Amount	Period Budget	Pct Of Budget	Year To Date Amount	Year To Date Budget	Pct Of Budget
750	Capital Outlay - Capitalized						
751-0000	Equipment < \$5000	0.00	175,000.00	0.00	0.00	175,000.00	0.00
	Total Capital Outlay - Capita	0.00	175,000.00	0.00	0.00	175,000.00	0.00
	Total System Accounts	0.00	175,000.00	0.00	0.00	175,000.00	0.00
	Total Expense	814,825.21	5,918,992.00	13.77	814,825.21	5,918,992.00	13.77
	Total Net Change in Fund Balan	814,825.21-	0.00	0.00	814,825.21-	0.00	0.00

Income Statement

Consolidated		Operations & Maintenance Fund			Consolidated		
Account Nbr	Description	Period Amount	Period Budget	Pct Of Budget	Year To Date Amount	Year To Date Budget	Pct Of Budget
REVENUE							
LOCAL Revenue from Local Sources							
1111-0000	CUR YR General Levy	0.00	12,774,127.00	0.00	0.00	12,774,127.00	0.00
1112-0000	First PR YR General Levy	1,042,539.61	12,028,238.00	8.67	1,042,539.61	12,028,238.00	8.67
1390-0000	Transition Fees	0.00	340,051.00	0.00	0.00	340,051.00	0.00
1511-0000	Interest on Investments	54,106.77	8,600.00	629.15	54,106.77	8,600.00	629.15
1791-0000	Parking Permits	46,044.15	162,156.00	28.39	46,044.15	162,156.00	28.39
1910-0000	Building Rental	3,100.00	69,244.00	4.48	3,100.00	69,244.00	4.48
1951-0000	Refund of PR YRs' Expenditure	0.00	1,613.00	0.00	0.00	1,613.00	0.00
1997-0000	Revenue From Sale of Assets	0.00	89,796.00	0.00	0.00	89,796.00	0.00
1999-0000	Other Revenue-General	508.75	340,000.00	.15	508.75	340,000.00	.15
Total Revenue from Local Sourc		1,146,299.28	25,813,825.00	4.44	1,146,299.28	25,813,825.00	4.44
Total Revenue		1,146,299.28	25,813,825.00	4.44	1,146,299.28	25,813,825.00	4.44
EXPENSE							
100 Expense							
Salaries							
115-0000	Non-Certified Supervision/Head	112,530.92	2,118,498.00	5.31	112,530.92	2,118,498.00	5.31
116-0000	Non-Certified Sec/Spec	1,966.67	52,915.00	3.72	1,966.67	52,915.00	3.72
117-0000	Non-Certified Paras/Custodial	256,574.39	6,867,604.00	3.74	256,574.39	6,867,604.00	3.74
119-0000	Other	5,714.46	227,452.00	2.51	5,714.46	227,452.00	2.51
132-0000	1.5 Overtime	16,211.56	211,531.00	7.66	16,211.56	211,531.00	7.66
133-0000	2.0 Overtime	6,382.86	31,507.00	20.26	6,382.86	31,507.00	20.26
161-0000	Mileage Stipend	207.60	7,755.00	2.68	207.60	7,755.00	2.68
Total Salaries		399,588.46	9,517,262.00	4.20	399,588.46	9,517,262.00	4.20
200 Employee Benefits							
221-0000	Life Insurance	403.13	4,283.00	9.41	403.13	4,283.00	9.41
222-0000	Medical Insurance	110,291.07	1,522,548.00	7.24	110,291.07	1,522,548.00	7.24
223-0000	Dental Insurance	5,796.53	78,823.00	7.35	5,796.53	78,823.00	7.35
224-0000	Vision Insurance	1,189.90	18,603.00	6.40	1,189.90	18,603.00	6.40
225-0000	Disability Insurance	35.88	509.00	7.05	35.88	509.00	7.05
237-0000	Admin Cash-in-Lieu	150.00	0.00	0.00	150.00	0.00	0.00
Total Employee Benefits		117,866.51	1,624,766.00	7.25	117,866.51	1,624,766.00	7.25
300 Purchased Services							
313-0000	Staff Development	0.00	5,200.00	0.00	0.00	5,200.00	0.00
315-0000	Food-Contracted	961.00	5,200.00	18.48	961.00	5,200.00	18.48
319-0000	Other Professional & Technical	65,938.55	1,383,500.00	4.77	65,938.55	1,383,500.00	4.77
321-0000	Sanitation Services	0.00	182,522.00	0.00	0.00	182,522.00	0.00
323-0000	Repair & Maintenance	1,094.82	381,509.00	.29	1,094.82	381,509.00	.29
325-0000	Rentals	77,895.00	270,140.00	28.84	77,895.00	270,140.00	28.84
326-0000	Alarm System Services	3,368.67	104,000.00	3.24	3,368.67	104,000.00	3.24

Income Statement

GL293 Date 09/01/23
Time 10:12

Company 20 - Operations & Maintenance Fund USD
Income Statement
For Period 1 Through 1 Ending July 31, 2023

Page 11

Fiscal Year 2024 Budget

1

Consolidated

Operations & Maintenance Fund

Consolidated

Account Nbr	Description	Period Amount	Period Budget	Pct Of Budget	Year To Date Amount	Year To Date Budget	Pct Of Budget
300	Purchased Services						
347-0000	Telephone-Cellular	214.95	2,600.00	8.27	214.95	2,600.00	8.27
353-0000	License & Registration	0.00	52.00	0.00	0.00	52.00	0.00
363-0000	Repair & Maint-Equip Elec	126.48	42,120.00	.30	126.48	42,120.00	.30
364-0000	Repair & Maint-Finishing Matl	1,520.00	15,600.00	9.74	1,520.00	15,600.00	9.74
365-0000	Repair & Maint-Plumbing	0.00	72,800.00	0.00	0.00	72,800.00	0.00
366-0000	Repair & Maint-Roofing	7,834.72	79,040.00	9.91	7,834.72	79,040.00	9.91
367-0000	Repair & Maint-HVAC	3,926.33	371,280.00	1.06	3,926.33	371,280.00	1.06
368-0000	Repair & Maint-Snowplowing	0.00	624,000.00	0.00	0.00	624,000.00	0.00
371-0000	Water/Sewer Services	6,277.87	282,105.00	2.23	6,277.87	282,105.00	2.23
385-0000	Unemployment Insurance	0.00	7,280.00	0.00	0.00	7,280.00	0.00
392-0000	License & Registrations	0.00	1,560.00	0.00	0.00	1,560.00	0.00
397-0000	Software Licensing	0.00	96,540.00	0.00	0.00	96,540.00	0.00
	Total Purchased Services	169,158.39	3,927,048.00	4.31	169,158.39	3,927,048.00	4.31
400	Supplies & Materials						
411-0000	Supplies-General	71,259.39	979,076.00	7.28	71,259.39	979,076.00	7.28
415-0000	Supplies-Computer	0.00	1,000.00	0.00	0.00	1,000.00	0.00
416-0000	Supplies-Athletic Fields	306.18	43,160.00	.71	306.18	43,160.00	.71
417-0000	Supplies-Uniform	250.00	44,720.00	.56	250.00	44,720.00	.56
418-0000	Supplies-B&G Schools	0.00	14,348.00	0.00	0.00	14,348.00	0.00
464-0000	Gasoline	765.12	38,480.00	1.99	765.12	38,480.00	1.99
465-0000	Natural Gas	0.00	528,627.00	0.00	0.00	528,627.00	0.00
466-0000	Electricity	0.00	3,376,059.00	0.00	0.00	3,376,059.00	0.00
481-0000	Equipment < \$500	2,530.14	30,160.00	8.39	2,530.14	30,160.00	8.39
482-0000	Parts-Transportation	0.00	17,680.00	0.00	0.00	17,680.00	0.00
485-0000	Supplies - Air Filters	0.00	54,184.00	0.00	0.00	54,184.00	0.00
486-0000	Supplies - Mop Heads Towels Ma	0.00	34,216.00	0.00	0.00	34,216.00	0.00
493-0000	Supplies-Equip Elec	4,150.83	197,600.00	2.10	4,150.83	197,600.00	2.10
494-0000	Supplies-Finishing Matl	3,124.31	263,640.00	1.19	3,124.31	263,640.00	1.19
495-0000	Supplies-Plumbing	5,130.49	76,960.00	6.67	5,130.49	76,960.00	6.67
496-0000	Supplies-Roofing	0.00	12,480.00	0.00	0.00	12,480.00	0.00
497-0000	Supplies-HVAC	8,438.36	312,000.00	2.70	8,438.36	312,000.00	2.70
498-0000	Supplies-Bagged Salt	0.00	31,200.00	0.00	0.00	31,200.00	0.00
499-0000	Supplies-Bulk Salt	0.00	46,800.00	0.00	0.00	46,800.00	0.00
	Total Supplies & Materials	95,954.82	6,102,390.00	1.57	95,954.82	6,102,390.00	1.57
500	Capital Outlay						
521-0000	Buildings	715.20	300,000.00	.24	715.20	300,000.00	.24
541-0000	Equipment	7,003.53	561,610.00	1.25	7,003.53	561,610.00	1.25
545-0000	Computer Equipment > \$5000	0.00	35,000.00	0.00	0.00	35,000.00	0.00
	Total Capital Outlay	7,718.73	896,610.00	.86	7,718.73	896,610.00	.86
600	Other Objects						
641-0000	Dues & Fees	0.00	9,000.00	0.00	0.00	9,000.00	0.00

Income Statement

GL293 Date 09/01/23
Time 10:12

Company 20 - Operations & Maintenance Fund USD
Income Statement
For Period 1 Through 1 Ending July 31, 2023

Page 12

Fiscal Year 2024 Budget

1

Consolidated

Operations & Maintenance Fund

Consolidated

Account Nbr	Description	Period Amount	Period Budget	Pct Of Budget	Year To Date Amount	Year To Date Budget	Pct Of Budget
600	Other Objects						
	Total Other Objects	0.00	9,000.00	0.00	0.00	9,000.00	0.00
900	System Accounts						
750	Capital Outlay - Capitalized						
751-0000	Equipment < \$5000	0.00	268,108.00	0.00	0.00	268,108.00	0.00
755-0000	Computer Equipment < \$5000	0.00	1,000.00	0.00	0.00	1,000.00	0.00
	Total Capital Outlay - Capita	0.00	269,108.00	0.00	0.00	269,108.00	0.00
	Total System Accounts	0.00	269,108.00	0.00	0.00	269,108.00	0.00
	Total Expense	790,286.91	22,346,184.00	3.54	790,286.91	22,346,184.00	3.54
	Total Net Change in Fund Balan	356,012.37	3,467,641.00	10.27	356,012.37	3,467,641.00	10.27

Income Statement

GL293 Date 09/01/23
Time 10:12

Company 30 - Bond & Interest Fund
Income Statement
For Period 1 Through 1 Ending July 31, 2023

USD

Page 13

Fiscal Year 2024 Budget

1

Consolidated

Bond & Interest Fund

Consolidated

Account Nbr	Description	Period Amount	Period Budget	Pct Of Budget	Year To Date Amount	Year To Date Budget	Pct Of Budget
REVENUE							
Revenue							
LOCAL Revenue from Local Sources							
1111-0000	CUR YR General Levy	0.00	13,545,405.00	0.00	0.00	13,545,405.00	0.00
1112-0000	First PR YR General Levy	765,697.77	13,370,207.00	5.73	765,697.77	13,370,207.00	5.73
1511-0000	Interest on Investments	55,719.59	16,500.00	337.69	55,719.59	16,500.00	337.69
Total Revenue from Local Sourc		821,417.36	26,932,112.00	3.05	821,417.36	26,932,112.00	3.05
Total Revenue		821,417.36	26,932,112.00	3.05	821,417.36	26,932,112.00	3.05
EXPENSE							
Expense							
300 Purchased Services							
319-0000	Other Professional & Technical	0.00	20,000.00	0.00	0.00	20,000.00	0.00
Total Purchased Services		0.00	20,000.00	0.00	0.00	20,000.00	0.00
600 Other Objects							
611-0000	Redemption of Principle	0.00	16,225,000.00	0.00	0.00	16,225,000.00	0.00
612-0000	Lease Purchase-Principle	0.00	1,645,000.00	0.00	0.00	1,645,000.00	0.00
621-0000	Interest	0.00	11,446,478.00	0.00	0.00	11,446,478.00	0.00
Total Other Objects		0.00	29,316,478.00	0.00	0.00	29,316,478.00	0.00
Total Expense		0.00	29,336,478.00	0.00	0.00	29,336,478.00	0.00
Total Net Change in Fund Balan		821,417.36	2,404,366.00-	34.16-	821,417.36	2,404,366.00-	34.16-

Income Statement

Consolidated		Transportation Fund			Consolidated		
Account Nbr	Description	Period Amount	Period Budget	Pct Of Budget	Year To Date Amount	Year To Date Budget	Pct Of Budget
REVENUE							
LOCAL Revenue from Local Sources							
1111-0000	CUR YR General Levy	0.00	4,913,346.00	0.00	0.00	4,913,346.00	0.00
1112-0000	First PR YR General Levy	318,098.19	4,626,453.00	6.88	318,098.19	4,626,453.00	6.88
1231-0000	Corporate Personal Property Re	0.00	994,482.00	0.00	0.00	994,482.00	0.00
1511-0000	Interest on Investments	28,541.39	7,300.00	390.98	28,541.39	7,300.00	390.98
1994-0000	Field Trips	14,670.85	186,000.00	7.89	14,670.85	186,000.00	7.89
	Total Revenue from Local Sourc	361,310.43	10,727,581.00	3.37	361,310.43	10,727,581.00	3.37
STATE Revenue from State Sources							
3500-0000	Transportation-Regular	1,113,875.74	3,683,255.00	30.24	1,113,875.74	3,683,255.00	30.24
3510-0000	Transportation-Special Ed	1,328,861.72	5,382,011.00	24.69	1,328,861.72	5,382,011.00	24.69
	Total Revenue from State Sourc	2,442,737.46	9,065,266.00	26.95	2,442,737.46	9,065,266.00	26.95
	Total Revenue	2,804,047.89	19,792,847.00	14.17	2,804,047.89	19,792,847.00	14.17
EXPENSE							
100 Expense Salaries							
115-0000	Non-Certified Supervision/Head	8,937.84	97,121.00	9.20	8,937.84	97,121.00	9.20
116-0000	Non-Certified Sec/Spec	1,688.97	43,202.00	3.91	1,688.97	43,202.00	3.91
132-0000	1.5 Overtime	0.00	102.00	0.00	0.00	102.00	0.00
148-0000	Extra Pay-Non-Certified	0.00	1,331.00	0.00	0.00	1,331.00	0.00
149-0000	Extra Pay-Certified	468.75	315,000.00	.15	468.75	315,000.00	.15
161-0000	Mileage Stipend	207.60	2,458.00	8.45	207.60	2,458.00	8.45
	Total Salaries	11,303.16	459,214.00	2.46	11,303.16	459,214.00	2.46
200 Employee Benefits							
211-0000	Teachers Retirement (TRS)	2.90	1,270.00	.23	2.90	1,270.00	.23
218-0000	THIS Fund Employer Contributio	3.06	1,837.00	.17	3.06	1,837.00	.17
221-0000	Life Insurance	17.87	228.00	7.84	17.87	228.00	7.84
222-0000	Medical Insurance	2,843.26	6,675.00	42.60	2,843.26	6,675.00	42.60
223-0000	Dental Insurance	123.84	1,405.00	8.81	123.84	1,405.00	8.81
224-0000	Vision Insurance	29.42	261.00	11.27	29.42	261.00	11.27
225-0000	Disability Insurance	10.72	146.00	7.34	10.72	146.00	7.34
	Total Employee Benefits	3,031.07	11,822.00	25.64	3,031.07	11,822.00	25.64
300 Purchased Services							
313-0000	Staff Development	0.00	4,464.00	0.00	0.00	4,464.00	0.00
319-0000	Other Professional & Technical	238.30	20,757.00	1.15	238.30	20,757.00	1.15
321-0000	Sanitation Services	0.00	25,085.00	0.00	0.00	25,085.00	0.00
323-0000	Repair & Maintenance	1,228.94	35,836.00	3.43	1,228.94	35,836.00	3.43
325-0000	Rentals	0.00	35,891.00	0.00	0.00	35,891.00	0.00

Income Statement

GL293 Date 09/01/23
Time 10:12

Company 40 - Transportation Fund
Income Statement
For Period 1 Through 1 Ending July 31, 2023

USD

Page 15

Fiscal Year 2024 Budget

1

Consolidated

Transportation Fund

Consolidated

Account Nbr	Description	Period Amount	Period Budget	Pct Of Budget	Year To Date Amount	Year To Date Budget	Pct Of Budget
300	Purchased Services						
331-0000	Pupil Transportation-General	23,466.25	1,523,380.00	1.54	23,466.25	1,523,380.00	1.54
333-0000	District Travel	0.00	10,600.00	0.00	0.00	10,600.00	0.00
334-0000	Professional Meetings	0.00	615.00	0.00	0.00	615.00	0.00
336-0000	Pupil Transportation-Field Tri	0.00	384,293.00	0.00	0.00	384,293.00	0.00
346-0000	Telephone - WAN and Internet	0.00	425.00	0.00	0.00	425.00	0.00
347-0000	Telephone-Cellular	26.00	772.00	3.37	26.00	772.00	3.37
353-0000	License & Registration	0.00	724.00	0.00	0.00	724.00	0.00
361-0000	Printing & Binding	0.00	8,950.00	0.00	0.00	8,950.00	0.00
371-0000	Water/Sewer Services	411.72	6,264.00	6.57	411.72	6,264.00	6.57
389-0000	Insurance-Fire-Theft-All Other	0.00	53,803.00	0.00	0.00	53,803.00	0.00
392-0000	License & Registrations	0.00	1,263.00	0.00	0.00	1,263.00	0.00
394-0000	Managment Fees-Transportation	0.00	15,705,125.00	0.00	0.00	15,705,125.00	0.00
	Total Purchased Services	25,371.21	17,818,247.00	.14	25,371.21	17,818,247.00	.14
400	Supplies & Materials						
411-0000	Supplies-General	105.00	16,935.00	.62	105.00	16,935.00	.62
462-0000	Oil	0.00	32,305.00	0.00	0.00	32,305.00	0.00
464-0000	Gasoline	34,493.16	1,313,394.00	2.63	34,493.16	1,313,394.00	2.63
465-0000	Natural Gas	0.00	14,943.00	0.00	0.00	14,943.00	0.00
482-0000	Parts-Transportation	0.00	27,607.00	0.00	0.00	27,607.00	0.00
	Total Supplies & Materials	34,598.16	1,405,184.00	2.46	34,598.16	1,405,184.00	2.46
500	Capital Outlay						
541-0000	Equipment	36,872.33	90,636.00	40.68	36,872.33	90,636.00	40.68
	Total Capital Outlay	36,872.33	90,636.00	40.68	36,872.33	90,636.00	40.68
	Total Expense	111,175.93	19,785,103.00	.56	111,175.93	19,785,103.00	.56
	Total Net Change in Fund Balan	2,692,871.96	7,744.00	0.00	2,692,871.96	7,744.00	0.00
	Large Percent of Budget			34773.66			34773.66

Income Statement

GL293 Date 09/01/23
Time 10:12

Company 50 - Municipal Retirement Fund USD
Income Statement
For Period 1 Through 1 Ending July 31, 2023

Page 16

Fiscal Year 2024 Budget

1

Consolidated

Municipal Retirement Fund

Consolidated

Account Nbr	Description	Period Amount	Period Budget	Pct Of Budget	Year To Date Amount	Year To Date Budget	Pct Of Budget
REVENUE							
Revenue							
LOCAL Revenue from Local Sources							
1111-0000	CUR YR General Levy	0.00	1,544,015.00	0.00	0.00	1,544,015.00	0.00
1112-0000	First PR YR General Levy	13,900.85	1,453,860.00	.96	13,900.85	1,453,860.00	.96
1511-0000	Interest on Investments	14,250.66	5,800.00	245.70	14,250.66	5,800.00	245.70
Total Revenue from Local Sourc		28,151.51	3,003,675.00	.94	28,151.51	3,003,675.00	.94
Total Revenue		28,151.51	3,003,675.00	.94	28,151.51	3,003,675.00	.94
EXPENSE							
Expense							
200 Employee Benefits							
212-0000	Municipal Retirement (IMRF)	108,119.35	2,780,818.00	3.89	108,119.35	2,780,818.00	3.89
Total Employee Benefits		108,119.35	2,780,818.00	3.89	108,119.35	2,780,818.00	3.89
Total Expense		108,119.35	2,780,818.00	3.89	108,119.35	2,780,818.00	3.89
Total Net Change in Fund Balan		79,967.84-	222,857.00	35.88-	79,967.84-	222,857.00	35.88-

Income Statement

GL293 Date 09/01/23
Time 10:12

Company 51 - Social Security/Medicare Fund USD
Income Statement
For Period 1 Through 1 Ending July 31, 2023

Page 17

Fiscal Year 2024 Budget

1

Consolidated

Social Security/Medicare Fund

Consolidated

Account Nbr	Description	Period Amount	Period Budget	Pct Of Budget	Year To Date Amount	Year To Date Budget	Pct Of Budget
REVENUE							
Revenue							
LOCAL							
Revenue from Local Sources							
1151-0000	CUR YR Soc Sec/Medicare Levy	0.00	1,806,783.00	0.00	0.00	1,806,783.00	0.00
1152-0000	First PR YR Soc Sec/Medicare L	111,207.30	1,701,284.00	6.54	111,207.30	1,701,284.00	6.54
1231-0000	Corporate Personal Property Re	0.00	500,000.00	0.00	0.00	500,000.00	0.00
1511-0000	Interest on Investments	1,716.13	1,600.00	107.26	1,716.13	1,600.00	107.26
Total Revenue from Local Sourc		112,923.43	4,009,667.00	2.82	112,923.43	4,009,667.00	2.82
Total Revenue		112,923.43	4,009,667.00	2.82	112,923.43	4,009,667.00	2.82
EXPENSE							
Expense							
200							
Employee Benefits							
213-0000	Federal Insurance Contribution	101,157.88	1,976,877.00	5.12	101,157.88	1,976,877.00	5.12
214-0000	Medicare Only	49,194.91	2,419,615.00	2.03	49,194.91	2,419,615.00	2.03
Total Employee Benefits		150,352.79	4,396,492.00	3.42	150,352.79	4,396,492.00	3.42
Total Expense		150,352.79	4,396,492.00	3.42	150,352.79	4,396,492.00	3.42
Total Net Change in Fund Balan		37,429.36-	386,825.00-	9.68	37,429.36-	386,825.00-	9.68

Income Statement

GL293 Date 09/01/23
Time 10:12

Company 60 - Site & Construction Fund USD
Income Statement
For Period 1 Through 1 Ending July 31, 2023

Page 18

Fiscal Year 2024 Budget

1

Consolidated

Site & Construction Fund

Consolidated

Account Nbr	Description	Period Amount	Period Budget	Pct Of Budget	Year To Date Amount	Year To Date Budget	Pct Of Budget
REVENUE							
Revenue from Local Sources							
LOCAL	Revenue from Local Sources						
1192-0000	First PR YR Other Tax Levy	28,780.22-	0.00	0.00	28,780.22-	0.00	0.00
1195-0000	Property Tax Revenue Recapture	11,959.95	0.00	0.00	11,959.95	0.00	0.00
1231-0000	Corporate Personal Property Re	894,101.47	3,793,461.00	23.57	894,101.47	3,793,461.00	23.57
1511-0000	Interest on Investments	68,458.58	417,273.00	16.41	68,458.58	417,273.00	16.41
	Total Revenue from Local Sourc	945,739.78	4,210,734.00	22.46	945,739.78	4,210,734.00	22.46
Revenue from State Sources							
STATE	Revenue from State Sources						
3925-0000	Maintence Project Grants	0.00	50,000.00	0.00	0.00	50,000.00	0.00
	Total Revenue from State Sourc	0.00	50,000.00	0.00	0.00	50,000.00	0.00
Revenue from Federal Sources							
FEDERAL	Revenue from Federal Sources						
4942-0000	ESSER II	0.00	2,838,845.00	0.00	0.00	2,838,845.00	0.00
	Total Revenue from Federal Sou	0.00	2,838,845.00	0.00	0.00	2,838,845.00	0.00
	Total Revenue	945,739.78	7,099,579.00	13.32	945,739.78	7,099,579.00	13.32
EXPENSE							
Capital Outlay							
500	Capital Outlay						
521-0000	Buildings	31,505.54	23,033,352.00	.14	31,505.54	23,033,352.00	.14
	Total Capital Outlay	31,505.54	23,033,352.00	.14	31,505.54	23,033,352.00	.14
	Total Expense	31,505.54	23,033,352.00	.14	31,505.54	23,033,352.00	.14
	Total Net Change in Fund Balan	914,234.24	15,933,773.00-	5.74-	914,234.24	15,933,773.00-	5.74-

Income Statement

GL293 Date 09/01/23
Time 10:12

Company 61 - Impact Fees Fund
Income Statement
For Period 1 Through 1 Ending July 31, 2023

USD

Page 19

Fiscal Year 2024 Budget

1

Consolidated

Impact Fees Fund

Consolidated

Account Nbr	Description	Period Amount	Period Budget	Pct Of Budget	Year To Date Amount	Year To Date Budget	Pct Of Budget
REVENUE							
Revenue							
LOCAL Revenue from Local Sources							
1511-0000	Interest on Investments	49,985.20	92,727.00	53.91	49,985.20	92,727.00	53.91
1931-0000	Impact Fees-East Dundee/West D	0.00	100,000.00	0.00	0.00	100,000.00	0.00
1937-0000	Impact Fees-Hampshire	1,346.51	100,000.00	1.35	1,346.51	100,000.00	1.35
1938-0000	Impact Fees-Gilberts	0.00	100,000.00	0.00	0.00	100,000.00	0.00
1939-0000	Impact Fees-Algonquin/Carpente	0.00	100,000.00	0.00	0.00	100,000.00	0.00
1941-0000	Technology E-Rate Revenue	0.00	101,435.00	0.00	0.00	101,435.00	0.00
1981-0000	ERATE Funding	0.00	101,435.00	0.00	0.00	101,435.00	0.00
	Total Revenue from Local Sourc	51,331.71	695,597.00	7.38	51,331.71	695,597.00	7.38
	Total Revenue	51,331.71	695,597.00	7.38	51,331.71	695,597.00	7.38
EXPENSE							
Expense							
	Total Net Change in Fund Balan	51,331.71	695,597.00	7.38	51,331.71	695,597.00	7.38

Income Statement

GL293 Date 09/01/23
Time 10:12

Company 70 - Working Capital Fund USD
Income Statement
For Period 1 Through 1 Ending July 31, 2023

Page 20

Fiscal Year 2024 Budget

1

Consolidated

Working Capital Fund

Consolidated

Account Nbr	Description	Period Amount	Period Budget	Pct Of Budget	Year To Date Amount	Year To Date Budget	Pct Of Budget
REVENUE							
Revenue							
LOCAL Revenue from Local Sources							
1111-0000	CUR YR General Levy	0.00	2,255.00	0.00	0.00	2,255.00	0.00
1112-0000	First PR YR General Levy	142.94	2,123.00	6.73	142.94	2,123.00	6.73
1511-0000	Interest on Investments	126,959.67	53,000.00	239.55	126,959.67	53,000.00	239.55
Total Revenue from Local Sourc		127,102.61	57,378.00	221.52	127,102.61	57,378.00	221.52
Total Revenue		127,102.61	57,378.00	221.52	127,102.61	57,378.00	221.52
EXPENSE							
Expense							
Total Net Change in Fund Balan		127,102.61	57,378.00	221.52	127,102.61	57,378.00	221.52

Income Statement

GL293 Date 09/01/23
Time 10:12

Company 80 - Tort Immunity Fund
Income Statement
For Period 1 Through 1 Ending July 31, 2023

USD

Page 21

Fiscal Year 2024 Budget

1

Consolidated

Tort Immunity Fund

Consolidated

Account Nbr	Description	Period Amount	Period Budget	Pct Of Budget	Year To Date Amount	Year To Date Budget	Pct Of Budget
REVENUE							
Revenue							
LOCAL Revenue from Local Sources							
1121-0000	CUR YR Tort Immunity Levy	73,671.28	1,129,215.00	6.52	73,671.28	1,129,215.00	6.52
1122-0000	First PR YR Tort Immunity Levy	0.00	1,063,279.00	0.00	0.00	1,063,279.00	0.00
1511-0000	Interest on Investments	0.00	200.00	0.00	0.00	200.00	0.00
Total Revenue from Local Sourc		73,671.28	2,192,694.00	3.36	73,671.28	2,192,694.00	3.36
Total Revenue		73,671.28	2,192,694.00	3.36	73,671.28	2,192,694.00	3.36
EXPENSE							
Expense							
300 Purchased Services							
382-0000	Fidelity Bond Premiums	2,150.00	20,082.00	10.71	2,150.00	20,082.00	10.71
383-0000	Worker's Compensation Insuranc	1,167,961.00	1,145,685.00	101.94	1,167,961.00	1,145,685.00	101.94
389-0000	Insurance-Fire-Theft-All Other	1,123,942.00	973,371.00	115.47	1,123,942.00	973,371.00	115.47
Total Purchased Services		2,294,053.00	2,139,138.00	107.24	2,294,053.00	2,139,138.00	107.24
Total Expense		2,294,053.00	2,139,138.00	107.24	2,294,053.00	2,139,138.00	107.24
Total Net Change in Fund Balan		2,220,381.72-	53,556.00	4145.91-	2,220,381.72-	53,556.00	4145.91-

Pcard Statement

Posting Date	Merchant	Transaction Amount	Comments
7/20/2023	4te Community Unit Sch	\$ 25.72	STUDENT
7/27/2023	Accutrain Corporation	580.00	STAFF
7/11/2023	Adobe 800-833-6687	29.99	STAFF
8/3/2023	Alpine Camera Company	400.00	STUDENT
7/28/2023	Amc 6501 Lake In Hills	299.80	STUDENT
7/21/2023	American Assoc Of Scho	208.00	STAFF
7/28/2023	Anderson Lock Co	157.30	BG
7/10/2023	At Home Store 230	184.46	BUILDING
7/7/2023	Atixa	599.00	STAFF
7/11/2023	Autozone # 2549	8.99	BUILDING
7/26/2023	Barrio - Minneapolis	158.00	TRAVEL
7/18/2023	Batteries+bulbs #1028	48.99	BUILDING
7/21/2023	Big Sammys Hot Dogs	29.73	STAFF
7/20/2023	Bvc Beenverified.Com	26.89	STAFF
7/24/2023	Canva I03853-25366596	13.50	STAFF
7/25/2023	Card My Yard	155.00	STUDENT
7/26/2023	Career Communications,	125.00	STAFF
8/1/2023	Caseys #3066	20.46	BG
7/31/2023	Caseys #6907	122.98	BG
7/14/2023	Ccs Huntley	25.97	BG
7/14/2023	Centro De Informacion	207.25	STAFF
7/26/2023	Chick-Fil-A #04756	17.66	STAFF
7/26/2023	Chipotle 0263	35.92	TRAVEL
8/1/2023	Chipotle 0399	616.50	STAFF
7/20/2023	Chipotle 0999	93.60	STAFF
7/27/2023	Chipotle 1571	15.88	TRAVEL
8/3/2023	Chubby Gyros	37.34	STAFF
7/19/2023	Countrydonuts	44.00	STAFF
7/31/2023	Countrydonuts	69.50	BG
7/31/2023	Countrydonuts	67.80	BG
7/11/2023	Crowne Plaza Chicago M	245.37	TRAVEL
7/18/2023	Cubicle Keys	18.80	BUILDING
7/25/2023	Delta 00642642745581	30.00	TRAVEL
7/25/2023	Delta 00642649890050	30.00	TRAVEL
7/28/2023	Delta 00642653099211	30.00	TRAVEL
7/28/2023	Delta 00642655953273	30.00	TRAVEL
7/28/2023	Diamond Paint And Home	165.85	BG
7/18/2023	Dollar Tree	12.50	STAFF
8/4/2023	Dollar Tree	41.50	STUDENT
8/4/2023	Dollar Tree	58.75	STAFF

7/31/2023	Dragon Buffet	121.53	STAFF
7/28/2023	Dunkin #351536 Q35	80.25	STAFF
7/21/2023	Eastside Cafe Coffee	120.00	STAFF
8/2/2023	Eastside Cafe Coffee	46.00	STAFF
7/20/2023	Ed S Rental And Sales	32.48	BG
7/27/2023	Ed S Rental And Sales	299.00	BG
8/3/2023	Edweek Std Digital	29.00	STAFF
7/28/2023	Eig Constantcontact.Co	52.00	STAFF
7/10/2023	Einstein Bros-Online C	318.11	STAFF
7/10/2023	Einstein Bros-Online C	529.55	BG
7/11/2023	Einstein Bros-Online C	199.94	STAFF
7/11/2023	Einstein Bros-Online C	574.83	STAFF
7/13/2023	Einstein Bros-Online C	368.14	STAFF
8/2/2023	Einstein Bros-Online C	289.52	STAFF
7/27/2023	Elgin Fresh Market #2	19.01	STAFF
7/31/2023	Equiparts Corp	437.65	BG
7/25/2023	Evolve By Hudson St236	22.31	TRAVEL
7/31/2023	Expressions Vinyl	260.95	STAFF
7/21/2023	Fedex Offic53400005348	16.25	POSTAGE
7/10/2023	Fedex780800192572	20.49	POSTAGE
7/24/2023	Fedex781449675396	51.47	POSTAGE
7/12/2023	Fedex88883435	21.58	POSTAGE
7/28/2023	Fedex89085384	21.58	POSTAGE
7/28/2023	Fedex89085889	94.74	POSTAGE
7/13/2023	Ferguson Ent #1123	68.46	BG
7/20/2023	Ferguson Ent #1123	197.90	BG
7/20/2023	Ferguson Ent #1123	277.36	BG
7/26/2023	Ferguson Ent #1123	24.04	BG
8/2/2023	Ferguson Ent #1123	64.40	BG
8/2/2023	Five Below 716	78.50	STUDENT
7/28/2023	Frame.io Pro Plan	264.00	STAFF
7/14/2023	Freshworks Inc	912.00	STAFF
8/2/2023	Grammarly Co Ti7rqb1	144.00	STAFF
7/11/2023	Grammarly Cobny9k6p	139.95	STAFF
7/14/2023	Grammarly Cotjshhfz	144.00	STAFF
8/4/2023	Gumrd.Com Chris Rishe	40.00	STUDENT
7/7/2023	Gustave A Larson Compa	890.15	BG
7/11/2023	Gustave A Larson Compa	163.34	BG
7/13/2023	Gustave A Larson Compa	86.31	BG
7/19/2023	Gustave A Larson Compa	90.45	BG
7/21/2023	Gustave A Larson Compa	20.04	BG
7/28/2023	Gustave A Larson Compa	18.54	BG
8/2/2023	Gustave A Larson Compa	42.84	BG
8/4/2023	Gustave A Larson Compa	310.67	BG

7/31/2023	Hilton Garden Inn Mdt	1262.78	TRAVEL
7/31/2023	Hilton Garden Inn Mdt	1170.03	TRAVEL
7/31/2023	Hilton Garden Inn Mdt	1170.03	TRAVEL
7/31/2023	Hilton Garden Inn Mdt	1170.03	TRAVEL
7/31/2023	Hilton Garden Inn Mdt	1170.03	TRAVEL
7/31/2023	Hilton Garden Inn Mdt	1170.03	TRAVEL
7/31/2023	Hilton Garden Inn Mdt	1170.03	TRAVEL
7/11/2023	Hobby Lobby Ecomm	655.24	STUDENT
8/4/2023	Hobby-Lobby #0186	23.96	STAFF
7/13/2023	Hobby-Lobby #520	18.62	STAFF
8/4/2023	Hobby-Lobby #520	23.96	STAFF
7/21/2023	Holiday Inn Express	1043.05	TRAVEL
7/25/2023	Holiday Inn Express	-776.75	TRAVEL
8/3/2023	Holiday Inn Express	266.30	STAFF
8/3/2023	Holiday Inn Express	-266.30	TRAVEL
8/3/2023	Hyatt Regency Orlando	-226.11	TRAVEL
7/7/2023	lada Fees	135.20	STAFF
7/18/2023	lirp	36.22	STUDENT
8/2/2023	In Illinois Associati	200.00	STAFF
7/10/2023	Indeed Jobs	501.30	STAFF
7/12/2023	Indeed Jobs	501.82	STAFF
8/1/2023	Indeed Jobs	496.88	STAFF
7/19/2023	Inspra	165.00	STAFF
7/6/2023	Jc Licht - 1250 - Algo	9.49	BG
7/12/2023	Jc Licht - 1250 - Algo	375.92	BG
7/17/2023	Jc Licht - 1250 - Algo	104.00	BG
7/21/2023	Jc Licht - 1250 - Algo	801.80	BG
7/24/2023	Jc Licht - 1250 - Algo	229.97	BG
7/25/2023	Jc Licht - 1250 - Algo	6.83	BG
7/21/2023	Jersey Mikes 27009	153.04	BG
7/17/2023	Jewel Osco 1256	187.35	STAFF
7/28/2023	Jewel Osco 1256	34.94	STAFF
7/31/2023	Jewel Osco 1306	19.96	STUDENT
8/4/2023	Jewel Osco 1306	10.98	STAFF
7/31/2023	Jewel Osco 2310	26.22	STUDENT
7/13/2023	Jimmy Johns - 836 - Mo	104.51	STAFF
7/26/2023	Jimmy Johns - 836 - Mo	112.80	STAFF
7/19/2023	Jimmy Johns # 466	155.98	STAFF
7/24/2023	Jimmy Johns # 466 - E	36.16	STAFF
7/28/2023	Jimmy Johns # 500	128.85	STAFF
7/18/2023	Joann Stores #2465	6.59	STAFF
7/27/2023	Joann Stores #2465	437.15	FACS
7/28/2023	Jotform Inc.	195.00	STAFF
8/2/2023	Lawnpartyrental Vcp	154.00	STUDENT

7/19/2023	Lowes #01739	67.93	BUILDING
7/21/2023	Lowes #01739	-5.03	BUILDING
7/27/2023	Lowes #01739	89.98	BG
8/4/2023	Lowes #01739	15.98	BG
7/21/2023	McAlisters Deli 10134	177.71	STAFF
7/25/2023	McDonalds F1654	11.95	TRAVEL
7/19/2023	Meijer # 206	39.97	STAFF
7/19/2023	Meijer # 206	125.97	STAFF
7/24/2023	Meijer # 206	35.98	STAFF
7/31/2023	Meijer # 206	110.44	STAFF
8/3/2023	Meijer # 206	130.80	STUDENT
7/7/2023	Menards Carpentersvill	22.78	BG
7/10/2023	Menards Carpentersvill	21.99	BG
7/12/2023	Menards Carpentersvill	42.32	BG
7/13/2023	Menards Carpentersvill	173.12	BUILDING
7/13/2023	Menards Carpentersvill	65.19	BG
7/13/2023	Menards Carpentersvill	197.96	BUILDING
7/14/2023	Menards Carpentersvill	47.39	BUILDING
7/14/2023	Menards Carpentersvill	44.12	BUILDING
7/14/2023	Menards Carpentersvill	7.85	BG
7/17/2023	Menards Carpentersvill	112.57	BG
7/18/2023	Menards Carpentersvill	14.68	BG
7/20/2023	Menards Carpentersvill	70.12	BG
7/21/2023	Menards Carpentersvill	61.39	BUILDING
7/21/2023	Menards Carpentersvill	32.89	BG
7/21/2023	Menards Carpentersvill	49.78	BG
7/24/2023	Menards Carpentersvill	239.24	BUILDING
7/24/2023	Menards Carpentersvill	55.95	BG
7/24/2023	Menards Carpentersvill	139.60	BG
7/24/2023	Menards Carpentersvill	58.93	BG
7/25/2023	Menards Carpentersvill	9.50	BG
7/26/2023	Menards Carpentersvill	105.48	BG
7/26/2023	Menards Carpentersvill	15.92	BUILDING
7/27/2023	Menards Carpentersvill	5.98	BUILDING
7/28/2023	Menards Carpentersvill	1024.11	BG
7/28/2023	Menards Carpentersvill	13.47	BG
7/31/2023	Menards Carpentersvill	395.17	BUILDING
7/31/2023	Menards Carpentersvill	104.11	BG
7/31/2023	Menards Carpentersvill	518.92	BG
7/31/2023	Menards Carpentersvill	509.67	BG
7/31/2023	Menards Carpentersvill	26.90	BG
7/31/2023	Menards Carpentersvill	238.00	BG
8/1/2023	Menards Carpentersvill	316.59	BG
8/4/2023	Menards Carpentersvill	21.98	BG

7/31/2023	Menards Elgin II	1603.85	BG
7/31/2023	Menards Sycamore II	458.40	BG
7/12/2023	Michaels Stores 4802	91.92	STUDENT
7/6/2023	Munchs Supply 8	990.23	BG
7/24/2023	Munchs Supply 8	166.08	BG
7/24/2023	Munchs Supply 8	206.64	BG
7/28/2023	Naf Naf Grill 014	54.07	TRAVEL
7/27/2023	National Business Inst	999.00	STAFF
7/20/2023	National School Boards	289.00	STAFF
7/31/2023	Ncte	25.00	STAFF
7/14/2023	Niaaa	380.00	STAFF
7/14/2023	Officemax/Depot 6370	72.37	STAFF
8/4/2023	Officemax/Depot 6370	5.99	STAFF
7/6/2023	Panera Bread #203286 O	283.20	STAFF
7/11/2023	Panera Bread #203286 O	1840.81	STAFF
7/12/2023	Panera Bread #203286 O	435.19	STAFF
7/28/2023	Panera Bread #203286 O	305.19	STAFF
7/10/2023	Panera Bread #203291 O	363.00	STAFF
7/13/2023	Panera Bread #203291 O	17.25	STAFF
7/11/2023	Panera Bread #204022 O	723.39	STAFF
7/12/2023	Panera Bread #204022 O	941.35	STAFF
7/13/2023	Panera Bread #204022 O	379.18	STAFF
7/14/2023	Panera Bread #204022 O	756.85	STAFF
7/27/2023	Panera Bread #204091 O	106.95	STAFF
8/3/2023	Papa Saverios	29.99	STAFF
8/3/2023	Papa Saverios	913.20	STAFF
8/2/2023	Papa Saverios - Huntle	310.93	STAFF
7/7/2023	Party City 5318	57.50	STUDENT
8/4/2023	Party City 5318	27.00	STAFF
7/31/2023	Party City 5331	15.00	STAFF
7/19/2023	Party City 932	8.00	STUDENT
7/31/2023	Personalization Mall	100.97	STAFF
7/13/2023	Positive Promotions	285.95	STUDENT
7/13/2023	Potbelly #174	63.49	STAFF
7/12/2023	Pro World	216.94	STUDENT
8/4/2023	Quickscrews Internatio	309.74	STUDENT
7/24/2023	Ralph Helm	289.13	BG
7/26/2023	Ralph Helm	89.50	BUILDING
7/27/2023	Randall Oaks Golf Club	175.00	STUDENT
7/12/2023	Randall Roadhouse Tave	995.81	STAFF
7/12/2023	Randall Roadhouse Tave	624.05	STAFF
7/19/2023	Randall Roadhouse Tave	354.27	STAFF
7/19/2023	Randall Roadhouse Tave	223.28	STAFF
7/19/2023	Randall Roadhouse Tave	181.68	STAFF

7/26/2023	Randall Roadhouse Tave	277.67	STAFF
7/28/2023	Randall Roadhouse Tave	271.20	STAFF
7/13/2023	Red Wing Shoes #955	85.97	BG
7/19/2023	Red Wing Shoes #955	59.99	BG
7/20/2023	Red Wing Shoes #955	64.99	BG
7/21/2023	Red Wing Shoes #955	75.93	BG
7/21/2023	Red Wing Shoes #955	59.99	BG
7/24/2023	Red Wing Shoes #955	69.99	BG
7/25/2023	Red Wing Shoes #955	73.48	BG
7/27/2023	Red Wing Shoes #955	69.99	BG
7/28/2023	Remarkable	644.76	STAFF
7/14/2023	Rosatis Hampshire	100.24	STAFF
7/14/2023	Rosatis Hampshire	32.59	STAFF
8/4/2023	Rosatis Hampshire	148.22	STAFF
7/17/2023	Rosatis Pizza - Algonq	260.50	STAFF
7/31/2023	Rosatis Pizza Carpenter	81.69	STAFF
7/17/2023	Sams Club #6339	-110.00	STAFF
7/21/2023	Sams Club #6339	382.02	BG
7/31/2023	Sams Club #6339	179.87	STUDENT
8/3/2023	Sams Club #6339	373.48	STAFF
8/2/2023	Samsclub #4942	39.96	STAFF
7/12/2023	Samsclub #6339	242.02	STAFF
7/13/2023	Samsclub #6339	186.02	STUDENT
7/14/2023	Samsclub #6339	-45.00	STAFF
7/27/2023	Samsclub #6339	512.84	STAFF
7/31/2023	Samsclub #6339	219.92	STAFF
8/2/2023	Samsclub #6339	181.23	STAFF
7/31/2023	Samsclub.Com	335.63	STAFF
8/3/2023	Samsclub.Com	216.76	STAFF
8/3/2023	Samsclub.Com	57.34	STAFF
8/3/2023	Samsclub.Com	520.33	STAFF
8/3/2023	Sargents Equipment & R	160.80	BG
7/24/2023	Scholastic, Inc.	191.25	STUDENT
7/11/2023	Sheraton Dolphin Dinin	46.12	STAFF
7/13/2023	Sheraton Dolphin Dinin	30.73	STAFF
7/17/2023	Sheraton Dolphin Hotel	1422.88	TRAVEL
7/14/2023	Sheraton Dolphin Park	181.05	TRAVEL
7/28/2023	Sherwin Williams 70179	33.23	BG
7/10/2023	Sherwin Williams 70304	64.99	BG
7/12/2023	Sherwin Williams 70304	207.71	BG
7/14/2023	Sherwin Williams 70304	180.00	BG
7/14/2023	Sherwin Williams 70304	19.58	BG
7/14/2023	Sherwin Williams 70304	96.00	BG
7/20/2023	Sherwin Williams 70304	540.00	BG

7/28/2023	Sherwin Williams 70304	220.00	BG
8/2/2023	Sherwin Williams 70304	590.96	BG
7/27/2023	Signs Tags Llc	362.00	STUDENT
7/28/2023	Signs Tags Llc	-34.00	STUDENT
8/2/2023	Smekens Education	636.00	STAFF
7/27/2023	Smkybones Wng-Bgr X 75	89.33	TRAVEL
7/14/2023	Sq Dukes Blues-N-Bbq	2981.38	STAFF
7/21/2023	Sq Dukes Blues-N-Bbq	330.96	STAFF
7/27/2023	Sq Dunn Brothers Coff	38.31	TRAVEL
7/27/2023	Sq Dunn Brothers Coff	10.27	TRAVEL
7/28/2023	Sq Dunn Brothers Coff	42.02	TRAVEL
7/21/2023	Sq Execdir@stcharless	250.00	STUDENT
7/18/2023	Sq Kane County Region	50.00	STAFF
7/10/2023	Sq Labor Arbitration	450.00	STAFF
7/17/2023	Steiner Elec St Charle	45.00	BG
7/26/2023	Steiner Elec St Charle	1159.56	BG
7/10/2023	Sticker Mule	203.00	STAFF
7/13/2023	Stickeryou.Com	203.85	STUDENT
8/4/2023	Sullivan S Foods Maren	37.19	STAFF
7/31/2023	Taqueria El Tio Ramos	415.01	BG
7/7/2023	Target 00018010	32.00	STUDENT
7/10/2023	Target 00018010	-17.00	STUDENT
7/18/2023	Target 00018010	12.48	STUDENT
7/19/2023	Target 00018010	48.98	STAFF
7/24/2023	Target 00018010	46.88	BG
8/2/2023	Target 00018010	65.75	STAFF
8/4/2023	Target 00018010	30.47	STAFF
8/4/2023	Target 00018010	87.69	BG
7/20/2023	Target.Com	19.29	STUDENT
7/20/2023	Target.Com	22.83	STUDENT
7/20/2023	Target.Com	26.99	STUDENT
7/20/2023	Target.Com	39.91	STUDENT
7/21/2023	Target.Com	14.95	STUDENT
7/21/2023	Target.Com	29.68	STUDENT
8/2/2023	Taylor Street Pizza Of	551.67	STAFF
7/6/2023	The Home Depot #1940	69.90	BG
7/7/2023	The Home Depot #1940	101.79	BG
7/7/2023	The Home Depot #1940	37.70	BG
7/7/2023	The Home Depot #1940	96.89	BG
7/10/2023	The Home Depot #1940	738.94	BG
7/10/2023	The Home Depot #1940	1038.44	BG
7/10/2023	The Home Depot #1940	369.24	BG
7/10/2023	The Home Depot #1940	134.94	BG
7/10/2023	The Home Depot #1940	99.96	BG

7/10/2023	The Home Depot #1940	15.96	BG
7/11/2023	The Home Depot #1940	42.22	BG
7/12/2023	The Home Depot #1940	345.30	BG
7/12/2023	The Home Depot #1940	235.65	BG
7/13/2023	The Home Depot #1940	36.91	BUILDING
7/13/2023	The Home Depot #1940	252.43	BUILDING
7/14/2023	The Home Depot #1940	17.94	BUILDING
7/14/2023	The Home Depot #1940	70.95	BUILDING
7/14/2023	The Home Depot #1940	84.95	BG
7/17/2023	The Home Depot #1940	-34.44	BG
7/17/2023	The Home Depot #1940	128.01	BG
7/17/2023	The Home Depot #1940	106.05	BG
7/17/2023	The Home Depot #1940	181.67	BG
7/17/2023	The Home Depot #1940	62.83	BG
7/17/2023	The Home Depot #1940	115.42	BG
7/17/2023	The Home Depot #1940	4.87	BG
7/20/2023	The Home Depot #1940	78.32	BUILDING
7/20/2023	The Home Depot #1940	23.47	BUILDING
7/20/2023	The Home Depot #1940	39.94	BG
7/20/2023	The Home Depot #1940	75.24	BG
7/20/2023	The Home Depot #1940	24.78	STAFF
7/21/2023	The Home Depot #1940	7.77	BUILDING
7/21/2023	The Home Depot #1940	136.94	STAFF
7/21/2023	The Home Depot #1940	188.10	BUILDING
7/21/2023	The Home Depot #1940	170.39	BG
7/24/2023	The Home Depot #1940	102.77	BG
7/24/2023	The Home Depot #1940	198.93	BG
7/24/2023	The Home Depot #1940	455.79	BG
7/24/2023	The Home Depot #1940	326.97	BG
7/26/2023	The Home Depot #1940	16.49	BG
7/26/2023	The Home Depot #1940	299.00	BG
7/27/2023	The Home Depot #1940	43.97	BG
7/27/2023	The Home Depot #1940	12.15	STAFF
7/28/2023	The Home Depot #1940	512.48	BG
7/31/2023	The Home Depot #1940	17.31	BG
7/31/2023	The Home Depot #1940	302.82	BG
7/31/2023	The Home Depot #1940	87.52	BG
8/2/2023	The Home Depot #1940	248.69	BG
8/2/2023	The Home Depot #1940	30.70	BG
8/2/2023	The Home Depot #1940	84.03	BG
8/3/2023	The Home Depot #1940	193.02	BG
8/4/2023	The Home Depot #1940	113.91	BUILDING
8/4/2023	The Home Depot #1940	33.97	BG
8/4/2023	The Home Depot #1940	197.18	BG

8/4/2023	The Home Depot #1940	97.46	BG
8/4/2023	The Home Depot #1940	63.31	BG
8/4/2023	The Home Depot #1940	4.98	STAFF
7/7/2023	The Home Depot #1948	44.98	BG
7/10/2023	The Home Depot #1948	44.26	BUILDING
7/10/2023	The Home Depot #1948	311.45	BUILDING
7/12/2023	The Home Depot #1948	124.79	BG
7/13/2023	The Home Depot #1948	320.23	BUILDING
7/13/2023	The Home Depot #1948	663.00	BG
7/14/2023	The Home Depot #1948	134.92	BG
7/17/2023	The Home Depot #1948	144.52	BUILDING
7/17/2023	The Home Depot #1948	34.62	BUILDING
7/17/2023	The Home Depot #1948	84.49	BG
7/17/2023	The Home Depot #1948	103.71	BUILDING
7/18/2023	The Home Depot #1948	260.11	BG
7/19/2023	The Home Depot #1948	153.74	BUILDING
7/20/2023	The Home Depot #1948	90.04	BUILDING
7/21/2023	The Home Depot #1948	22.82	BUILDING
7/21/2023	The Home Depot #1948	292.25	BG
7/24/2023	The Home Depot #1948	217.62	BG
7/26/2023	The Home Depot #1948	61.60	BG
7/27/2023	The Home Depot #1948	129.32	BUILDING
7/27/2023	The Home Depot #1948	28.31	BG
7/28/2023	The Home Depot #1948	9.98	BUILDING
7/28/2023	The Home Depot #1948	221.95	BUILDING
7/31/2023	The Home Depot #1948	62.89	BUILDING
8/4/2023	The Home Depot #1948	70.10	BG
7/13/2023	The Hoxton Chicago	631.62	TRAVEL
7/13/2023	The Hoxton Chicago	771.62	TRAVEL
7/20/2023	The Webstaurant Store	1967.36	STAFF
7/12/2023	Totally Promotional	320.00	STAFF
7/11/2023	Tractor Supply # 131	64.98	BG
7/12/2023	Tractor Supply # 131	29.98	BG
7/14/2023	Tractor Supply # 131	92.83	BG
8/1/2023	Tractor Supply # 131	22.99	BG
8/2/2023	Tractor Supply # 131	47.95	BG
8/3/2023	Tractor Supply # 131	16.38	STAFF
7/12/2023	Trane Supply-112420	671.12	BG
7/12/2023	Trane Supply-112420	46.94	BG
7/14/2023	Trane Supply-112420	-33.32	BG
7/14/2023	Trane Supply-112420	46.34	BG
7/14/2023	Trane Supply-112420	51.70	BG
7/17/2023	Trane Supply-112420	313.73	BG
7/19/2023	Trane Supply-112420	34.56	BG

7/21/2023	Trane Supply-112420	71.46	BG
7/24/2023	Trane Supply-112420	231.70	BG
7/27/2023	Trane Supply-112420	333.67	BG
7/28/2023	Trane Supply-112420	64.17	BG
7/31/2023	Trane Supply-112420	38.13	BG
8/2/2023	Trane Supply-112420	50.20	BG
8/3/2023	Trane Supply-112420	47.81	BG
7/6/2023	Tst Algonquin Sub Sho	1962.00	STAFF
7/27/2023	Tst Brits	169.00	TRAVEL
7/10/2023	Tst Cafe Roma	56.40	STAFF
8/2/2023	Tst Cafe Roma	194.70	STAFF
7/26/2023	Tst El Fuego Tacos An	483.00	STAFF
7/26/2023	Tst El Fuego Tacos An	345.00	STAFF
8/3/2023	Tst Fire Bar & Grill	623.88	STAFF
7/26/2023	Tst Revival Smoked Me	207.35	TRAVEL
7/26/2023	Tst Southern Belles-	298.39	STAFF
7/26/2023	Uber Trip	46.83	TRAVEL
7/28/2023	Uber Trip	45.26	TRAVEL
7/28/2023	Udemy: Online Courses	34.99	STAFF
7/20/2023	Usps Po 1600960102	80.49	POSTAGE
7/14/2023	Usps Po 1630600136	462.00	POSTAGE
7/20/2023	Usps Po 1633970140	132.00	POSTAGE
7/20/2023	Village Pizza & Pub	116.50	STAFF
8/4/2023	Village Pizza And Pub	110.00	STAFF
7/31/2023	Wal-Mart #1413	57.93	STAFF
7/6/2023	Wal-Mart #1531	183.70	STAFF
7/11/2023	Wal-Mart #1531	23.44	STAFF
7/20/2023	Wal-Mart #1531	23.84	STUDENT
7/20/2023	Wal-Mart #1531	127.06	STAFF
7/25/2023	Wal-Mart #1531	139.37	STAFF
7/25/2023	Wal-Mart #1531	286.81	STUDENT
7/27/2023	Wal-Mart #1531	98.88	STAFF
7/27/2023	Wal-Mart #1531	42.50	STAFF
8/1/2023	Wal-Mart #1531	35.00	STUDENT
8/1/2023	Wal-Mart #1531	25.85	DCHS
8/3/2023	Wal-Mart #1531	35.28	STUDENT
8/3/2023	Wal-Mart #1531	204.96	STAFF
8/4/2023	Wal-Mart #1814	34.22	STUDENT
7/7/2023	Wal-Mart #5060	275.65	STAFF
7/11/2023	Wal-Mart #5060	71.76	STAFF
7/18/2023	Wal-Mart #5060	384.32	STUDENT
7/24/2023	Wal-Mart #5060	126.34	STAFF
7/24/2023	Wal-Mart #5060	7.06	STAFF
7/25/2023	Wal-Mart #5060	329.38	STAFF

7/31/2023	Wal-Mart #5060	203.30	STAFF
7/19/2023	Walmart.Com	40.08	STUDENT
7/20/2023	Walmart.Com	888.15	STUDENT
7/24/2023	Walmart.Com	86.56	STUDENT
7/31/2023	Walmart.Com	75.96	STUDENT
8/1/2023	Walmart.Com	-364.66	STUDENT
8/1/2023	Walmart.Com	-153.41	STUDENT
8/4/2023	Walmart.Com	45.58	STUDENT
7/11/2023	Walmart.Com 8009666546	161.05	STUDENT
7/12/2023	Walmart.Com 8009666546	263.65	STUDENT
7/17/2023	Walmart.Com 8009666546	154.99	STUDENT
7/17/2023	Walmart.Com 8009666546	366.27	STUDENT
7/19/2023	Walmart.Com 8009666546	30.98	STUDENT
7/28/2023	Wauconda Paint & Gla	283.14	BG
7/13/2023	Web Sectigo	176.00	STAFF
7/19/2023	West Side Electric Sup	45.45	BG
7/19/2023	West Side Electric Sup	52.59	BG
7/20/2023	West Side Electric Sup	24.61	BG
7/19/2023	Wm Supercenter #1413	65.10	STUDENT
7/19/2023	Wm Supercenter #1814	57.72	STUDENT
8/4/2023	Wm Supercenter #1814	35.12	STUDENT
7/24/2023	Wm Supercenter #1897	55.06	STAFF
7/25/2023	Wm Supercenter #4641	62.46	STAFF
8/3/2023	Wm Supercenter #4641	61.08	STAFF
7/7/2023	Wm Supercenter #5060	85.40	STAFF
7/13/2023	Wm Supercenter #5060	21.39	STAFF
7/18/2023	Wm Supercenter #5060	21.70	STUDENT
7/18/2023	Wm Supercenter #5060	99.14	STAFF
7/20/2023	Wm Supercenter #5060	-28.38	
7/20/2023	Wm Supercenter #5060	15.14	STUDENT
7/26/2023	Wm Supercenter #5060	64.08	STAFF
7/27/2023	Wm Supercenter #5060	89.00	STAFF
7/31/2023	Wm Supercenter #5060	131.70	STAFF
8/3/2023	Wm Supercenter #5060	6.42	STAFF
8/4/2023	Wm Supercenter #5060	100.64	STAFF
7/24/2023	Woodworkers Supply, I	411.43	STUDENT
7/19/2023	Www.latd.Net	275.00	STAFF
7/28/2023	Wyndham Springfield Ci	193.80	TRAVEL
7/28/2023	Wyndham Springfield Ci	193.80	TRAVEL
7/17/2023	Zaxbys #08403	14.74	STAFF
7/10/2023	Ziegler-Carpentersvill	21.13	BUILDING
7/12/2023	Ziegler-Carpentersvill	51.13	BUILDING
7/13/2023	Ziegler-Carpentersvill	21.56	BUILDING
7/13/2023	Ziegler-Carpentersvill	93.98	BG

7/17/2023	Ziegler-Carpentersvill	66.89	BG
7/19/2023	Ziegler-Carpentersvill	31.97	BUILDING
7/19/2023	Ziegler-Carpentersvill	26.99	BG
7/20/2023	Ziegler-Carpentersvill	37.98	BG
7/24/2023	Ziegler-Carpentersvill	40.93	BUILDING
8/1/2023	Ziegler-Carpentersvill	54.20	BUILDING
7/19/2023	Zieglers Ace Hdwe	43.51	BUILDING
7/19/2023	Zieglers Ace Hdwe	13.16	BUILDING
7/19/2023	Zieglers Ace Hdwe	43.32	BG
7/28/2023	Zona Cocina	138.43	TRAVEL

TOTAL \$ 98,819.97

ACTIVITY ACCOUNT SUMMARY
FOR MONTH OF: July 31, 2023

	Month to Date			Year To Date			
	Month End Receipts	Month End Disbursements	Month End Activity	July 1, 2023 Beginning Book Balance	Year to Date Receipts	Year to Date Disbursements	Year to Date Book Balance
School							
Algonquin Lakes	\$ 33	\$ -	\$ 33	\$ 6,702	\$ 33	\$ -	\$ 6,735
Algonquin M.S.	\$ 73	\$ 2,248	\$ (2,175)	\$ 16,711	\$ 73	\$ 2,248	\$ 14,536
Big Timber Elementary	\$ 861	\$ 1	\$ 860	\$ 582	\$ 861	\$ 1	\$ 1,442
Carpentersville M.S.	\$ 116	\$ 232	\$ (116)	\$ 26,946	\$ 116	\$ 232	\$ 26,830
DeLacey	\$ 23	\$ -	\$ 23	\$ 5,175	\$ 23	\$ -	\$ 5,198
Dundee-Crown H.S.	\$ 672	\$ 400	\$ 272	\$ 154,086	\$ 672	\$ 400	\$ 154,357
Dundee Highlands	\$ 9	\$ 373	\$ (364)	\$ 2,137	\$ 9	\$ 373	\$ 1,773
Dundee M.S.	\$ 522	\$ -	\$ 522	\$ 116,533	\$ 522	\$ -	\$ 117,055
Eastview	\$ 6	\$ -	\$ 6	\$ 1,283	\$ 6	\$ -	\$ 1,289
Gary D Wright	\$ 755	\$ -	\$ 755	\$ 6,496	\$ 755	\$ -	\$ 7,251
Gilberts	\$ 21	\$ 1,741	\$ (1,719)	\$ 4,584	\$ 21	\$ 1,741	\$ 2,864
Golfview	\$ 11	\$ -	\$ 11	\$ 2,542	\$ 11	\$ -	\$ 2,553
Hampshire Elem	\$ 77	\$ 150	\$ (74)	\$ 4,854	\$ 77	\$ 150	\$ 4,780
Hampshire H.S.	\$ 23,146	\$ 4,186	\$ 18,960	\$ 278,773	\$ 23,146	\$ 4,186	\$ 297,733
Hampshire M.S.	\$ 430	\$ 232	\$ 198	\$ 72,407	\$ 430	\$ 232	\$ 72,605
H.D. Jacobs H.S.	\$ 20,087	\$ 3,977	\$ 16,110	\$ 174,713	\$ 20,087	\$ 3,977	\$ 190,824
Lake In The Hills	\$ 116	\$ 208	\$ (92)	\$ 5,849	\$ 116	\$ 208	\$ 5,756
Lakewood	\$ 953	\$ 135	\$ 817	\$ 22,479	\$ 953	\$ 135	\$ 23,296
Liberty	\$ 16	\$ -	\$ 16	\$ 3,668	\$ 16	\$ -	\$ 3,684
Lincoln Prairie	\$ 42	\$ -	\$ 42	\$ 9,558	\$ 42	\$ -	\$ 9,600
Meadowdale	\$ 9	\$ -	\$ 9	\$ 2,143	\$ 9	\$ -	\$ 2,152
Neubert	\$ 13	\$ 185	\$ (171)	\$ 3,001	\$ 13	\$ 185	\$ 2,829
Parkview	\$ 29	\$ -	\$ 29	\$ 6,712	\$ 29	\$ -	\$ 6,742
Perry	\$ 47	\$ -	\$ 47	\$ 10,757	\$ 47	\$ -	\$ 10,803
Sleepy Hollow	\$ 8	\$ 547	\$ (539)	\$ 1,763	\$ 8	\$ 547	\$ 1,224
Westfield	\$ 179	\$ 200	\$ (21)	\$ 39,663	\$ 179	\$ 200	\$ 39,642
Total	\$ 48,252	\$ 14,815	\$ 33,437	\$ 980,117	\$ 48,252	\$ 14,815	\$ 1,013,554

ACCOUNT ANALYSIS REPORT - SUMMARY

Date Range: 7/1/2023 through 7/31/2023

Account Range: ALL

ACCOUNT # AND DESCRIPTION	BEG BALANCE	INCOME	EXPENSE	TRANSFERS	BALANCE
Cash Accounts					
1000-00-10 Harris - Checking	6,701.60	32.97			6,734.57
Total Cash Accounts	6,701.60	32.97	0.00	0.00	6,734.57
Other Accounts					
200M-00-00 Special Ed	153.25				153.25
2029-00-00 Class of 2029	39.55				39.55
2030-00-00 Class of 2030	137.56				137.56
2032-00-00 Class of 2032	345.83				345.83
2033-00-00 Class of 2033	175.75				175.75
2034-00-00 Class of 2034	112.45				112.45
2035-00-00 Class of 2035	85.05				85.05
2090-10-00 Acting Club	51.46				51.46
2410-00-00 Culinary Kids 2/3	80.57				80.57
2415-10-00 Science Club	10.31				10.31
2590-10-00 Lady Lions Running Club	1,051.07				1,051.07
2590-20-00 Boys Running Club	443.36				443.36
4100-10-10 Fitness Club	899.05				899.05
4200-10-00 Birthday Books	30.00				30.00
4210-00-00 Holiday Creations	135.85				135.85
4300-00-00 Yearbook	1,775.76				1,775.76
5100-00-00 General Fund	312.70				312.70
5500-10-00 ALES Grant Awards	18.19				18.19
5700-00-00 Social Committee	245.00				245.00
6000-00-00 Interest Income	598.84	32.97			631.81
Total Other Accounts	6,701.60	32.97	0.00	0.00	6,734.57

ACCOUNT ANALYSIS REPORT - SUMMARY

Date Range: 7/1/2023 through 7/31/2023

Account Range: ALL

ACCOUNT # AND DESCRIPTION	BEG BALANCE	INCOME	EXPENSE	TRANSFERS	BALANCE
Cash Accounts					
1000-00-10 Harris - Checking	16,711.08	72.60	2,248.06		14,535.62
Total Cash Accounts	16,711.08	72.60	2,248.06	0.00	14,535.62
Other Accounts					
2000-10-00 Student Council	646.30				646.30
2027-00-00 Class of 2027	985.07		985.07		0.00
2028-00-00 Class of 2028	612.08				612.08
2029-00-00 Class of 2029	234.79				234.79
2110-10-00 Band	279.11				279.11
2140-10-00 Chorus	962.03				962.03
2150-30-00 Musical	6,084.69				6,084.69
2151-10-00 Music Club	433.43				433.43
2220-10-00 Art Club	0.57				0.57
2230-10-00 Beta Club	496.78				496.78
2240-00-00 Baking Club	203.11				203.11
2250-00-00 Chess Club	0.10				0.10
2391-10-00 AVID	1,493.67				1,493.67
2430-10-00 Special Ed Community Trips	5.50				5.50
3020-00-00 Wrestling	116.90				116.90
3100-20-00 Volleyball - 8th grade	25.94				25.94
3110-10-00 Cross Country	67.55				67.55
3210-00-00 Boys Basketball	79.88				79.88
3210-10-00 Girls Basketball	36.32				36.32
3230-10-00 Track and Field	84.45				84.45
3250-20-10 Poms	216.72				216.72
3350-20-10 Cheerleading	47.57				47.57
4100-10-00 PBIS	813.84				813.84
4100-30-00 General	1,200.00		1,200.00		0.00
4300-30-00 Staff Account	0.00		62.99	62.99	0.00
5110-10-00 D300 Honors Band Concert	102.20				102.20
5110-20-00 MB Jazz Ensembles	870.00				870.00
5200-00-00 Physical Education Fund	381.60				381.60
6000-30-00 Interest Income	230.88	72.60		(62.99)	240.49
Total Other Accounts	16,711.08	72.60	2,248.06	0.00	14,535.62

ACCOUNT ANALYSIS REPORT - SUMMARY

Date Range: 7/1/2023 through 7/31/2023

Account Range: ALL

ACCOUNT # AND DESCRIPTION	BEG BALANCE	INCOME	EXPENSE	TRANSFERS	BALANCE
Cash Accounts					
1000-00-10 BMOHarris Checking Account	581.93	861.10	1.00		1,442.03
Total Cash Accounts	581.93	861.10	1.00	0.00	1,442.03
Other Accounts					
2030-00-00 Class of 2030	1.34			(1.34)	0.00
2031-00-00 Class of 2031	(859.97)	855.00			(4.97)
2032-00-00 Class of 2032	226.25				226.25
2033-00-00 Class of 2033	132.23				132.23
2034-00-00 Class of 2034	164.78				164.78
2035-00-00 Class of 2035	13.99				13.99
3010-00-00 Yearbook	90.00				90.00
4100-30-00 General	131.00		1.00	1.34	131.34
5100-10-00 PBIS	390.00				390.00
5100-10-10 Staff Sunshine Account	223.05				223.05
6000-00-00 Interest Income	69.26	6.10			75.36
Total Other Accounts	581.93	861.10	1.00	0.00	1,442.03

ACCOUNT ANALYSIS REPORT - SUMMARY

Date Range: 7/1/2023 through 7/31/2023

Account Range: ALL

ACCOUNT # AND DESCRIPTION	BEG BALANCE	INCOME	EXPENSE	TRANSFERS	BALANCE
Cash Accounts					
1000-00-10 Harris - Checking	26,945.55	116.46	232.21		26,829.80
Total Cash Accounts	26,945.55	116.46	232.21	0.00	26,829.80
Other Accounts					
2000-10-00 Student Council	2,141.60				2,141.60
2105-00-00 Man in Demand/Dare to be Rare	447.56				447.56
2110-10-00 Music	1,414.29				1,414.29
2110-20-00 MB Jazz	420.00				420.00
2120-10-00 Drama	1,227.67				1,227.67
2140-10-00 Chorus	945.75				945.75
2221-10-00 Art Club	10.00				10.00
2230-10-00 Beta Club	522.68				522.68
2481-10-00 Yearbook	175.56				175.56
2590-40-00 Relay for Life	2.00				2.00
2670-20-00 Book Fair	13.14				13.14
3250-20-10 Poms	3,538.16				3,538.16
3350-20-10 Cheerleading	4,354.57				4,354.57
4101-30-00 AVID	8,125.09				8,125.09
4210-20-00 General	595.66				595.66
4300-30-00 Sunshine	1,036.38				1,036.38
6000-00-00 Interest	1,975.44	116.46	232.21		1,859.69
Total Other Accounts	26,945.55	116.46	232.21	0.00	26,829.80

ACCOUNT ANALYSIS REPORT - SUMMARY

Date Range: 7/1/2023 through 7/31/2023

Account Range: ALL

ACCOUNT # AND DESCRIPTION	BEG BALANCE	INCOME	EXPENSE	TRANSFERS	BALANCE
Cash Accounts					
1000-00-10 Harris Cash Account	5,175.47	22.54			5,198.01
Total Cash Accounts	5,175.47	22.54	0.00	0.00	5,198.01
Other Accounts					
4100-00-00 Student Memorial Fundraiser	420.60				420.60
4500-10-00 Box Top Label Collection	164.79				164.79
4700-00-00 Pyramid Model Committee	647.18				647.18
5100-00-00 General Student Activities	380.22				380.22
5110-00-00 Birth to 3 Program	360.75				360.75
5200-00-00 PBIS	2,978.87				2,978.87
6000-00-00 Interest Income	223.06	22.54			245.60
Total Other Accounts	5,175.47	22.54	0.00	0.00	5,198.01

ACCOUNT ANALYSIS REPORT - SUMMARY

Date Range: 7/1/2023 through 7/31/2023

Account Range: ALL

ACCOUNT # AND DESCRIPTION	BEG BALANCE	INCOME	EXPENSE	TRANSFERS	BALANCE
Cash Accounts					
1000-00-10 Harris - Checking	154,085.94	671.55	400.00		154,357.49
Total Cash Accounts	154,085.94	671.55	400.00	0.00	154,357.49
Other Accounts					
2000-10-00 Student Council	16,993.35				16,993.35
2095-10-00 Animation Club	98.78				98.78
2110-10-00 Instrumental Music	670.42				670.42
2120-10-00 Drama Club	6,950.53				6,950.53
2120-20-00 Musical Account	(7,594.25)				(7,594.25)
2140-10-00 Choral Music	5,170.89				5,170.89
2145-50-00 Orchestra	3,076.03				3,076.03
2219-10-00 Adelante Club	289.27				289.27
2223-20-00 Charger Pride-Staff	2,488.06				2,488.06
2230-10-00 Beta Club	1,759.13				1,759.13
2235-10-00 SAFE	3,418.42				3,418.42
2240-10-00 Black History Club	447.00				447.00
2252-10-00 Culinary	2,013.26				2,013.26
2256-10-00 DC1 Heart Dance	66.75				66.75
2256-10-30 Latin Dancing	175.00				175.00
2259-10-10 Electricity Fund	2,563.46				2,563.46
2260-10-00 Industrial Ed Club	353.86				353.86
2263-10-00 Rotary Interact	1,186.16				1,186.16
2275-10-00 Field Trips - Science	753.02				753.02
2280-10-00 Environmental Grants Fund	250.39				250.39
2280-20-00 Environmental Club	1,141.98				1,141.98
2282-10-00 GirlUp	1,153.34				1,153.34
2285-10-00 Recycling Club	500.00				500.00
2300-10-00 ESL - English Second Language	80.50				80.50
2310-10-00 World Language (French) Club	3,950.40				3,950.40
2340-10-00 Science Olympiad	136.15				136.15
2370-10-00 FACS Club	1,157.00				1,157.00
2375-10-00 Literary Arts Magazine	2,068.52				2,068.52
2385-10-00 Poetry Club-Souls Spill Ink	714.08				714.08
2390-10-00 National Honor Society	1,748.91				1,748.91
2391-10-00 AVID	3,235.32				3,235.32
2392-00-00 PSI Alpha	58.32				58.32
2395-00-00 Youth in Law	243.00				243.00
2408-10-00 GSA/LGBT Support Group	928.20				928.20
2439-10-00 Freshman Mentors	298.30				298.30
2450-10-00 Debate Team	1,043.32				1,043.32
2480-10-00 Yearbook	(29.92)				(29.92)
2590-20-00 Woodshop	315.38				315.38
2590-40-00 Relay for Life	688.95				688.95
2591-10-00 Fight the Stigma	756.25				756.25
2592-10-00 Minority Leadership	193.00				193.00
2618-10-10 Operation Click	2,677.00				2,677.00
2700-10-20 Work Program/Buttons/Store	950.33				950.33
2800-10-00 INCubator Grant - Business	9,047.12				9,047.12
3100-20-20 Baseball	110.98				110.98
3150-20-10 Softball	2,327.43				2,327.43
3200-20-10 Girls Basketball	1,714.80				1,714.80
3200-20-20 Boys Basketball	8,681.19				8,681.19
3210-20-10 Girls Bowling	355.61				355.61
3250-00-00 Dance Team (Poms)	6,033.92				6,033.92

ACCOUNT ANALYSIS REPORT - SUMMARY

Date Range: 7/1/2023 through 7/31/2023

Account Range: ALL

ACCOUNT # AND DESCRIPTION	BEG BALANCE	INCOME	EXPENSE	TRANSFERS	BALANCE
3300-20-10 Girls Soccer	3,902.73				3,902.73
3300-20-20 Boys Soccer	415.31				415.31
3350-20-10 Cheerleading	5,999.66				5,999.66
3400-20-10 Girls Tennis	872.12				872.12
3400-20-20 Boys Tennis	615.02				615.02
3450-20-10 Girls Swimming	19.49				19.49
3500-20-10 Girls Track	3,129.98				3,129.98
3500-20-20 Boys Track	215.78				215.78
3600-20-10 Girls Golf	620.99				620.99
3600-20-20 Boys Golf	4,241.42				4,241.42
3650-20-10 Boys Lacrosse	1,803.08				1,803.08
3700-20-10 Football	2,997.71				2,997.71
3800-20-00 Cross Country	83.59				83.59
3850-20-00 Wrestling	2,032.95				2,032.95
3900-20-00 Volleyball	8,134.56		400.00		7,734.56
3999-20-00 Super Fans	592.72				592.72
4000-10-00 Sr. Class Gift	10,012.96				10,012.96
4100-30-00 General	3,689.69				3,689.69
4300-20-00 Sunshine Club/Staff Pride	1,234.25				1,234.25
4700-30-00 Scholarships	(64.33)				(64.33)
4750-10-00 Testing Prep	2,618.00				2,618.00
6000-00-00 Interest Income	7,509.35	671.55			8,180.90
Total Other Accounts	154,085.94	671.55	400.00	0.00	154,357.49

ACCOUNT ANALYSIS REPORT - SUMMARY

Date Range: 7/1/2023 through 7/31/2023

Account Range: ALL

ACCOUNT # AND DESCRIPTION	BEG BALANCE	INCOME	EXPENSE	TRANSFERS	BALANCE
Cash Accounts					
1000-00-10 Harris - Checking	2,136.95	9.31	373.09		1,773.17
Total Cash Accounts	2,136.95	9.31	373.09	0.00	1,773.17
Other Accounts					
2000-10-00 Student Council	95.69				95.69
2030-10-00 Class of 2030 Field Trips	77.26			(77.26)	0.00
2031-10-00 Class of 2031 Field Trips	20.30				20.30
2032-10-00 Class of 2032 Field Trips	153.00		111.16		41.84
2033-10-00 Class of 2033 Field Trips	168.69		87.31		81.38
2034-10-00 Class of 2034 Field Trips	370.74		174.62		196.12
2550-10-00 Chorus	67.73			(67.73)	0.00
4100-30-00 General Fund	156.16			308.65	464.81
4200-10-00 Service Club	700.00				700.00
4300-30-00 Social Committee	163.66			(163.66)	0.00
6000-00-00 Interest Income	163.72	9.31			173.03
Total Other Accounts	2,136.95	9.31	373.09	0.00	1,773.17

ACCOUNT ANALYSIS REPORT - SUMMARY

Date Range: 7/1/2023 through 7/31/2023

Account Range: ALL

ACCOUNT # AND DESCRIPTION	BEG BALANCE	INCOME	EXPENSE	TRANSFERS	BALANCE
Cash Accounts					
1000-00-10 Harris - Checking	116,533.03	522.05			117,055.08
Total Cash Accounts	116,533.03	522.05	0.00	0.00	117,055.08
Other Accounts					
2000-10-00 Cardinal Council (Student)	966.14				966.14
2025-10-00 Class of 2025 - A	435.16				435.16
2025-20-00 Class of 2025 - B	544.19				544.19
2026-00-00 Class of 2026-A	961.02				961.02
2026-10-00 Class of 2026-B	1,577.33				1,577.33
2026-20-00 Class of 2026-C	216.54				216.54
2027-20-00 Class of 2027-B	114.66				114.66
2028-10-00 Class of 2028-A	200.00				200.00
2029-10-00 Class of 2029-A	605.15				605.15
2029-20-00 Class of 2029-B	98.30				98.30
20TG-00-00 Universal Team (PBIS)	1,455.10				1,455.10
20TY-00-00 Secondary Team	19.59				19.59
2110-10-00 Band	4,916.91				4,916.91
2130-10-00 Music Department	9,762.24				9,762.24
2140-10-00 Chorus/Vocal	8,247.10				8,247.10
2150-30-00 Musical/Ensembles	18,129.24				18,129.24
2155-10-00 Orchestra	11,305.25				11,305.25
2220-10-00 Art Club	4,418.15				4,418.15
2230-10-00 Beta Club	1,264.75				1,264.75
2380-10-00 Targeted Intervention Team	13.53				13.53
2391-10-00 AVID	2,350.74				2,350.74
2425-10-00 Exploratory/Spanish	446.34				446.34
2431-10-00 Life Program (SPED)	534.19				534.19
2435-10-00 S.O.A.R.	1,039.39				1,039.39
2436-10-00 SWANS	23.22				23.22
2481-10-00 Yearbook Club	94.96				94.96
2530-10-00 Chess Club	360.00				360.00
2560-30-00 Book Club	6.15				6.15
2565-00-00 Bracelet Club	210.00				210.00
2570-30-00 IMC	630.17				630.17
2590-10-00 Lions	16.11				16.11
2590-40-00 Relay for Life	400.73				400.73
2615-10-00 Midnight Mile	15,080.53				15,080.53
2619-10-00 Cardinal Care	2,301.59				2,301.59
2620-10-00 Scrapbook	102.00				102.00
2625-10-00 Schoolpalooza	517.22				517.22
2630-10-00 Ski Club	5,166.58				5,166.58
2631-10-00 Washington D.C. Trip	3.77				3.77
2635-10-00 Snowflake	1,331.31				1,331.31
2650-10-00 Jazz Band	7.50				7.50
2655-10-00 Battle of the Books	5.30				5.30
2665-10-00 Spelling Bee	21.34				21.34
2670-10-00 Robotics	902.62				902.62
2675-00-00 STEM	65.35				65.35
3010-00-00 Ultimate Club	352.24				352.24
3207-20-10 Girls Basketball - 7th	16.83				16.83
3207-20-20 Boys Basketball - 7th	0.62				0.62
3208-20-20 Boy's Basketball - 8th	1.92				1.92
3250-20-10 Poms	21.36				21.36
3253-20-10 Intramural Basketball	82.06				82.06

ACCOUNT ANALYSIS REPORT - SUMMARY

Date Range: 7/1/2023 through 7/31/2023

Account Range: ALL

ACCOUNT # AND DESCRIPTION	BEG BALANCE	INCOME	EXPENSE	TRANSFERS	BALANCE
3254-20-00 Intramural Poms	3.51				3.51
3350-20-10 Cheerleading	31.80				31.80
3400-10-00 Color Guard	212.49				212.49
3500-20-10 Girls Track	356.93				356.93
3600-10-00 Flag Football	449.60				449.60
3800-20-00 Cross Country	128.78				128.78
3800-20-10 Marathon Club - 6th Gr.CC Only	16.00				16.00
3840-10-00 Wiffle Ball	458.16				458.16
3850-20-00 Wrestling	112.06				112.06
3900-20-00 Volleyball	115.88				115.88
4100-30-00 General	347.55				347.55
4110-10-00 Outdoor Club	2,112.66				2,112.66
4210-00-00 Fall Play	1,100.64				1,100.64
4220-00-00 Street Ensemble	143.19				143.19
4230-00-00 Buddy Club	185.59				185.59
4300-30-00 Faculty (Social) Fund	136.00				136.00
4400-30-00 Fitness Club (PE)	5,615.26				5,615.26
4500-30-00 Flower Fund	249.45				249.45
6000-00-00 Interest Income	7,414.99	522.05			7,937.04
Total Other Accounts	116,533.03	522.05	0.00	0.00	117,055.08

ACCOUNT ANALYSIS REPORT - SUMMARY

Date Range: 7/1/2023 through 7/31/2023

Account Range: ALL

ACCOUNT # AND DESCRIPTION	BEG BALANCE	INCOME	EXPENSE	TRANSFERS	BALANCE
Cash Accounts					
1000-00-10 Harris - Checking	1,283.29	5.58			1,288.87
Total Cash Accounts	1,283.29	5.58	0.00	0.00	1,288.87
Other Accounts					
2029-00-00 Class of 2029	59.55				59.55
2030-00-00 Class of 2030	320.66				320.66
2031-00-00 Class of 2031	105.73				105.73
2032-00-00 Class of 2032	287.00				287.00
2034-00-00 Class of 2034	23.57				23.57
2100-10-10 Julie Voss Class-Inactive	0.10				0.10
2100-20-10 LEAP Program	15.00				15.00
4100-30-00 Miscellaneous	122.02				122.02
5010-00-00 Library Books (Birthday Club)	232.59				232.59
6000-00-00 Interest Income	117.07	5.58			122.65
Total Other Accounts	1,283.29	5.58	0.00	0.00	1,288.87

ACCOUNT ANALYSIS REPORT - SUMMARY

Date Range: 7/1/2023 through 7/31/2023

Account Range: ALL

ACCOUNT # AND DESCRIPTION	BEG BALANCE	INCOME	EXPENSE	TRANSFERS	BALANCE
Cash Accounts					
1000-00-10 Harris - Checking	6,496.47	754.87			7,251.34
Total Cash Accounts	6,496.47	754.87	0.00	0.00	7,251.34
Other Accounts					
2030-00-00 Class of 2030	343.77				343.77
2031-00-00 Class of 2031	324.26				324.26
2032-00-00 Class of 2032	1,414.28				1,414.28
2033-00-00 Class of 2033	457.84				457.84
2034-00-00 Class of 2034	116.93				116.93
2035-00-00 Class of 2035	208.05				208.05
2140-10-10 Chorus	1,399.85				1,399.85
2215-10-10 Yearbook - Elem	0.00	726.00			726.00
2499-20-00 Apparel Store	0.11				0.11
2590-30-00 Girls on the Run	5.00				5.00
4100-30-00 General	63.48				63.48
4300-20-00 Staff Wear	75.00				75.00
5010-10-00 PBIS	1,101.65				1,101.65
6000-00-00 Interest Income	986.25	28.87			1,015.12
Total Other Accounts	6,496.47	754.87	0.00	0.00	7,251.34

ACCOUNT ANALYSIS REPORT - SUMMARY

Date Range: 7/1/2023 through 7/31/2023

Account Range: ALL

ACCOUNT # AND DESCRIPTION	BEG BALANCE	INCOME	EXPENSE	TRANSFERS	BALANCE
Cash Accounts					
1000-00-10 Harris - Checking	4,583.56	21.21	1,740.51		2,864.26
Total Cash Accounts	4,583.56	21.21	1,740.51	0.00	2,864.26
Other Accounts					
2000-20-00 LIFE Program	1,624.52				1,624.52
2029-00-00 Class of 2029	757.59		757.59		0.00
2030-00-00 Class of 2030	982.92		982.92		0.00
2031-00-00 Class of 2031	(9.62)			28.86	19.24
2032-00-00 Class of 2032	227.88				227.88
2033-00-00 Class of 2033	119.41				119.41
2034-00-00 Class of 2034	25.36				25.36
2035-00-00 Class of 2035	71.02				71.02
2276-10-00 Field Trips	27.02				27.02
2277-10-00 Field Days	130.68				130.68
4100-30-00 General	444.78			27.99	472.77
5000-10-00 Staff Social Account	18.55			(56.85)	(38.30)
6000-00-00 Interest Income	163.45	21.21			184.66
Total Other Accounts	4,583.56	21.21	1,740.51	0.00	2,864.26

ACCOUNT ANALYSIS REPORT - SUMMARY

Date Range: 7/1/2023 through 7/31/2023

Account Range: ALL

ACCOUNT # AND DESCRIPTION	BEG BALANCE	INCOME	EXPENSE	TRANSFERS	BALANCE
Cash Accounts					
1000-00-10 Harris - Checking	2,542.28	11.12			2,553.40
Total Cash Accounts	2,542.28	11.12	0.00	0.00	2,553.40
Other Accounts					
2030-10-00 Class of 2030 Field Trips	(25.00)				(25.00)
2032-10-00 Class of 2032 Field Trips	(63.00)				(63.00)
2151-10-20 Summer Music Camp	268.29				268.29
2276-10-00 Field Trips	(0.02)				(0.02)
2590-40-00 Relay for Life	144.00				144.00
4100-20-00 Event Fund	(472.43)				(472.43)
4100-30-00 General	1,537.95				1,537.95
4210-00-00 Scholastic Book Fair-Fall	3.59				3.59
4220-00-00 Scholastic Book Fair-Spring	427.62				427.62
4270-00-00 PBIS	202.10				202.10
4300-30-00 Teacher Special	(0.66)				(0.66)
4500-00-00 Social Committee	(29.73)				(29.73)
4600-10-00 Change Drawer	231.00				231.00
5000-10-10 Staff Spirit Wear	154.33				154.33
5000-20-10 Student Spirit Wear	(493.23)				(493.23)
6000-00-00 Interest Income	657.47	11.12			668.59
Total Other Accounts	2,542.28	11.12	0.00	0.00	2,553.40

ACCOUNT ANALYSIS REPORT - SUMMARY

Date Range: 7/1/2023 through 7/31/2023

Account Range: ALL

ACCOUNT # AND DESCRIPTION	BEG BALANCE	INCOME	EXPENSE	TRANSFERS	BALANCE
Cash Accounts					
1000-00-10 Harris Bank Checking	4,853.90	76.50	150.00		4,780.40
Total Cash Accounts	4,853.90	76.50	150.00	0.00	4,780.40
Other Accounts					
2031-00-00 Class of 2031	416.60				416.60
2032-00-00 Class of 2032	233.09				233.09
2033-00-00 Class of 2033	305.60				305.60
2034-00-00 Class of 2034	148.31				148.31
2035-00-00 Class of 2035	59.00				59.00
2270-10-00 Environmental Science	195.23				195.23
2276-10-00 Field Trips	609.59				609.59
4100-30-00 General	417.03	53.45	150.00		320.48
5100-00-00 Scholastic Book Fair	1,741.52				1,741.52
5110-00-00 Yearbook	72.00				72.00
6000-00-00 Interest Income	655.93	23.05			678.98
Total Other Accounts	4,853.90	76.50	150.00	0.00	4,780.40

ACCOUNT ANALYSIS REPORT - SUMMARY

Date Range: 7/1/2023 through 7/31/2023

Account Range: ALL

ACCOUNT # AND DESCRIPTION	BEG BALANCE	INCOME	EXPENSE	TRANSFERS	BALANCE
Cash Accounts					
1000-00-10 Harris - Checking	278,773.26	23,145.70	4,186.14		297,732.82
Total Cash Accounts	278,773.26	23,145.70	4,186.14	0.00	297,732.82
Other Accounts					
2000-10-00 Student Council	658.87				658.87
2014-10-00 Homecoming	34,160.20				34,160.20
2015-10-10 Class of 2015 Statue Maintenanc	69.26				69.26
2022-00-00 Class of 2022	3,115.55				3,115.55
2023-00-00 Class of 2023	2,425.60		7.94		2,417.66
2024-00-00 Class of 2024	1,492.49				1,492.49
2025-00-00 Class of 2025	3,985.45				3,985.45
2026-00-00 Class of 2026	4,811.04				4,811.04
2110-10-00 Band	492.56				492.56
2112-00-00 Tri M (Modern Music Masters)	2,168.37				2,168.37
2140-10-00 Chorus	117.96				117.96
2150-30-00 Musical	8,122.83				8,122.83
2151-10-00 Music Student Tour Account	3,019.84				3,019.84
2155-10-00 Orchestra	454.38				454.38
2156-10-00 Prom - Junior Class	27,600.64				27,600.64
2220-10-00 Art Club	1,771.97				1,771.97
2222-10-00 ABC Business Club	1,313.58				1,313.58
2223-00-00 ASL Club	299.19				299.19
2225-10-00 Black Student Alliance	4,330.00				4,330.00
2225-20-00 Hispanic Youth Alliance	178.20				178.20
2230-10-00 Debate Team	2,045.93				2,045.93
2240-10-00 Drama Club	10,594.09		480.90		10,113.19
2250-10-10 GSA Club	96.25				96.25
2260-10-00 Industrial Arts	1,591.92				1,591.92
2265-10-00 Environmental Club/Med Careers	463.53				463.53
2276-10-00 Field Trips	2.00				2.00
2280-10-00 Fishing Club	549.63				549.63
2310-10-00 AAPI Club	718.15				718.15
2320-10-00 German Club	206.94				206.94
2330-10-00 Foreign Language	180.71				180.71
2330-20-00 French Club	242.00				242.00
2340-10-00 Spanish Club	70.07				70.07
2350-10-00 Language Arts Field Trips	808.00				808.00
2390-10-00 National Honor Society	4,203.71				4,203.71
2390-20-00 Robotics	100.91				100.91
2391-10-00 AVID	7,478.08				7,478.08
2393-10-00 PBIS	1,387.06				1,387.06
2410-00-00 Math Team	461.00				461.00
2480-10-00 Yearbook	98.16				98.16
2499-30-00 School Store	1,037.10				1,037.10
2618-10-10 Operation Click	1,064.80				1,064.80
2644-10-00 Co-Op	2,651.57		2,665.56		(13.99)
2647-10-00 FACS	284.94				284.94
2655-00-00 Literary Magazine	366.68				366.68
2670-10-00 Scholastic Bowl	104.09				104.09
2671-00-00 Science	1,987.57				1,987.57
2671-10-00 Science-Six Flags GreatAmerica	141.83				141.83
2680-10-00 Marketing Class	1,681.65				1,681.65
2685-00-00 Target Edu	211.77				211.77
2686-00-00 Woodshop	140.00				140.00

ACCOUNT ANALYSIS REPORT - SUMMARY

Date Range: 7/1/2023 through 7/31/2023

Account Range: ALL

ACCOUNT # AND DESCRIPTION	BEG BALANCE	INCOME	EXPENSE	TRANSFERS	BALANCE
2690-00-00 WHIPS TV	58.00				58.00
3100-10-00 Athletic Development	1,252.31				1,252.31
3100-20-20 Baseball	21,121.34				21,121.34
3150-20-10 Softball	313.32				313.32
3200-20-10 Girls Basketball	5,708.65		833.16		4,875.49
3200-20-20 Boys Basketball	7,651.77				7,651.77
3250-20-10 Poms	2,079.79	6,391.00			8,470.79
3300-20-10 Girls Soccer	7,302.33				7,302.33
3300-20-20 Boys Soccer	4,900.01				4,900.01
3350-20-10 Cheerleading	14,628.71	10,802.00			25,430.71
3400-20-10 Girls Tennis	466.15				466.15
3400-20-20 Boys Tennis	3,707.26				3,707.26
3500-20-10 Girls Track & Field	839.73				839.73
3500-20-20 Boys Track	66.64				66.64
3600-20-10 Boys Golf	467.73				467.73
3600-20-20 Girls Golf	6,209.05				6,209.05
3610-10-00 Boys Lacrosse	1,983.71		198.58		1,785.13
3610-20-00 Girls LaCrosse	469.49				469.49
3700-20-10 Football	3,280.35	4,675.00			7,955.35
3700-30-10 Powder Puff	1,006.50				1,006.50
3800-20-00 Boys and Girls Cross Country	866.86				866.86
3850-20-00 Wrestling	1,917.41				1,917.41
3900-20-00 Volleyball	5,246.13				5,246.13
3900-20-10 Volleyball Club	16.00				16.00
3990-10-00 Gatorade Fundraiser	587.91				587.91
4000-30-00 General	7,708.73				7,708.73
4100-00-00 FVC Leadership	1,005.98				1,005.98
4150-00-00 Teacher Grants	22.50				22.50
4210-10-00 Rachel's Challenge	20.00				20.00
4220-00-00 D300 Speaks	219.52				219.52
4300-20-00 Sunshine	92.70				92.70
4300-30-00 Spiritwear	3.03				3.03
4300-40-00 PE-Active	36.00				36.00
4700-10-00 2017 Gene Haas Scholarship	531.79				531.79
4700-10-10 2018 Gene Haas Scholarship	1,558.50				1,558.50
4700-10-20 2019 Gene Haas Scholarship	7,021.00				7,021.00
4700-10-30 2020 Gene Haas Scholarship	12,000.00				12,000.00
4700-30-00 Scholarship & Blood Drive	1,290.00				1,290.00
4700-40-00 Drama Club Scholarship	548.00				548.00
4800-00-00 Guidance	642.52				642.52
6000-00-00 Interest	12,367.72	1,277.70			13,645.42
Total Other Accounts	278,773.26	23,145.70	4,186.14	0.00	297,732.82

ACCOUNT ANALYSIS REPORT - SUMMARY

Date Range: 7/1/2023 through 7/31/2023

Account Range: ALL

ACCOUNT # AND DESCRIPTION	BEG BALANCE	INCOME	EXPENSE	TRANSFERS	BALANCE
Cash Accounts					
1000-00-10 Harris - Checking	72,406.89	429.83	232.21		72,604.51
Total Cash Accounts	72,406.89	429.83	232.21	0.00	72,604.51
Other Accounts					
2001-10-00 Student Council - MS	910.79				910.79
2027-00-00 Class of 2027	6,828.67				6,828.67
2028-00-00 Class of 2028	2,877.36				2,877.36
2029-00-00 Class of 2029	2,290.90				2,290.90
2111-00-00 Music Field Trip Account	3,371.67				3,371.67
2114-10-00 Band - MS	(14.78)				(14.78)
2120-10-00 Drama Club	12,502.93				12,502.93
2140-10-00 Chorus	2,641.09				2,641.09
2155-10-00 MS Orchestra	2,781.07				2,781.07
2210-00-00 Cafe 10A	461.88				461.88
2221-10-00 Art - MS	65.15				65.15
2225-10-00 Arts & Craft Club	336.00				336.00
2230-10-00 Beta Club	3,164.55				3,164.55
2330-10-00 Yearlong Spanish	23.96				23.96
2391-10-00 AVID	8,620.05				8,620.05
2400-00-00 PBIS	1,269.00				1,269.00
2560-20-00 Book Fair	1.55				1.55
2618-30-00 Random Act of Kindness - MS	314.22				314.22
2631-10-27 Washington DC 2027	25.04				25.04
2631-10-28 Washington DC 2028	3,360.94				3,360.94
2631-10-29 Washington DC 2029	1,552.93				1,552.93
2635-10-00 Snowflake - Snowball	50.48				50.48
2666-00-00 MS Science	739.88				739.88
2667-00-00 MS Sports	457.80				457.80
2669-00-00 MS Yearbook	6,194.89	75.00			6,269.89
2699-10-00 Whip-Pur Bucks	162.61				162.61
3351-20-10 Cheerleading - MS	165.83				165.83
3850-20-00 Wrestling	227.63				227.63
4100-30-00 General	750.95	19.40			770.35
4200-10-10 MS PE	5,425.50				5,425.50
4250-30-00 Student Activity	1,971.16				1,971.16
6000-00-00 Interest	2,875.19	335.43	232.21		2,978.41
Total Other Accounts	72,406.89	429.83	232.21	0.00	72,604.51

ACCOUNT ANALYSIS REPORT - SUMMARY

Date Range: 7/1/2023 through 7/31/2023

Account Range: ALL

ACCOUNT # AND DESCRIPTION	BEG BALANCE	INCOME	EXPENSE	TRANSFERS	BALANCE
Cash Accounts					
1000-00-10 Harris - Checking	174,713.04	20,087.48	3,977.00		190,823.52
Total Cash Accounts	174,713.04	20,087.48	3,977.00	0.00	190,823.52
Other Accounts					
1000-10-10 Banking Corrections	0.00		20.00		(20.00)
2000-10-00 Student Council	34,540.31				34,540.31
2022-00-00 Class of 2022	564.85				564.85
2023-00-00 Class of 2023	9,437.03	8.00			9,445.03
2024-00-00 Class of 2024	1,193.06				1,193.06
2025-00-00 Class of 2025	2,082.48				2,082.48
2026-00-00 Class of 2026	4,163.99				4,163.99
2110-00-10 Prom	10,136.88				10,136.88
2110-10-00 Band	4.51				4.51
2120-10-00 Drama Club	3,759.98				3,759.98
2140-10-00 Choral	2,770.94				2,770.94
2151-10-00 Tri-M	659.00				659.00
2151-10-10 Music Industry Club- MIC	822.65				822.65
2155-10-00 Orchestra	112.45				112.45
2210-10-00 Activist Club	85.88				85.88
2220-10-00 Art Club	1,945.87				1,945.87
2230-00-00 Black Allegiance Club	462.12				462.12
2253-10-00 Conservation	899.78				899.78
2258-10-00 Engineering Club	161.85				161.85
2259-10-00 Film Production	203.00				203.00
2263-10-00 Interact Club	3,820.87				3,820.87
2276-10-00 Field Trips	572.52				572.52
2281-10-00 Gold Rush	68.66				68.66
2310-10-00 French Club	200.36				200.36
2320-10-00 German Club	282.64				282.64
2330-10-00 Spanish Club	169.44				169.44
2330-20-00 World Language Department	317.37				317.37
2340-10-10 Key Club	982.78				982.78
2370-10-00 FCCLA	79.42				79.42
2390-10-00 National Honor Society	3,595.15	40.00	1,145.00		2,490.15
2391-10-00 AVID	2,604.63				2,604.63
2393-10-00 PBIS	884.95				884.95
2400-10-00 Peer Mediation/SADD	102.95				102.95
2405-10-00 Debate Team	2,709.28				2,709.28
2406-10-00 DJ (Entertainment) Club	680.05				680.05
2408-10-00 GSA (Gay Straight Alliancne)	547.86				547.86
2409-10-00 Hispanic Youth Alliance	339.32				339.32
2409-20-00 AAPIA-Asian Amer Pac Islander	159.55				159.55
2410-10-00 Knitting Club	20.00				20.00
2415-10-00 Science Club	656.75				656.75
2590-40-00 Relay for Life	122.51				122.51
2618-30-00 Green Eagles	2,372.16				2,372.16
2618-30-10 High School Against Cancer	25.35				25.35
3000-10-00 Special Olympics	3,351.36				3,351.36
3001-00-00 Student Athletic Council	(146.52)				(146.52)
3100-20-20 Baseball	10,943.65				10,943.65
3150-20-10 Softball	3,868.16				3,868.16
3200-20-10 Girls Basketball	618.12				618.12
3200-20-20 Boys Basketball	1,561.93				1,561.93
3210-20-10 Bowling	282.97				282.97

ACCOUNT ANALYSIS REPORT - SUMMARY

Date Range: 7/1/2023 through 7/31/2023

Account Range: ALL

ACCOUNT # AND DESCRIPTION	BEG BALANCE	INCOME	EXPENSE	TRANSFERS	BALANCE
3250-20-10 Dance Team	62.66				62.66
3275-00-00 Math Team	798.27				798.27
3300-20-10 Girls Soccer	824.97				824.97
3300-20-20 Boys Soccer	1,377.41		600.00		777.41
3350-20-10 Cheerleaders	3,165.60	975.00	2,212.00		1,928.60
3400-20-10 Girls Tennis	386.34				386.34
3400-20-20 Boys Tennis	836.63				836.63
3450-20-10 Girls Swimming	501.51				501.51
3450-20-20 Boys Swimming	239.35				239.35
3500-20-10 Girls Track & Field	2,131.59				2,131.59
3500-20-20 Boys Track	2,811.66				2,811.66
3600-20-10 Girls Golf	294.42				294.42
3600-20-20 Boys Golf	47.88				47.88
3650-20-10 Boys Lacrosse	3,209.96				3,209.96
3700-20-10 Football	8,631.95	18,247.00			26,878.95
3800-20-00 Cross Country	2,240.77				2,240.77
3850-20-00 Wrestling	2,028.74				2,028.74
3900-20-00 Volleyball	6,951.57				6,951.57
4100-30-00 General	1,524.95				1,524.95
4110-10-00 Eagle Minds Matter	428.00				428.00
4200-10-00 Eagle's Wings Food Pantry	13,614.94				13,614.94
4300-30-10 Eagle Pride Advisory Committee	200.55				200.55
6000-00-00 Interest	6,602.45	817.48			7,419.93
Total Other Accounts	174,713.04	20,087.48	3,977.00	0.00	190,823.52

ACCOUNT ANALYSIS REPORT - SUMMARY

Date Range: 7/1/2023 through 7/31/2023

Account Range: ALL

ACCOUNT # AND DESCRIPTION	BEG BALANCE	INCOME	EXPENSE	TRANSFERS	BALANCE
Cash Accounts					
1000-00-10 Harris - Checking	5,848.94	115.53	208.00		5,756.47
Total Cash Accounts	5,848.94	115.53	208.00	0.00	5,756.47
Other Accounts					
2030-00-00 Class of 2030	54.12				54.12
2032-00-00 Class of 2032	118.00	90.00	208.00		0.00
2034-00-00 Class of 2034	248.77				248.77
2631-10-00 Field Trip Grant Funds	94.47				94.47
3010-00-00 PE Club	979.88				979.88
3020-10-00 Leopards Chorus Club	1,897.67				1,897.67
3030-10-00 Band and Orchestra	109.50				109.50
4100-30-00 Principal Discretionary Fund	1,509.14				1,509.14
5010-00-10 Jump Rope for Heart	50.00				50.00
5100-00-00 Leopards Holiday Giving	71.36				71.36
5900-00-00 General	153.86				153.86
6000-00-00 Interest Income	562.17	25.53			587.70
Total Other Accounts	5,848.94	115.53	208.00	0.00	5,756.47

ACCOUNT ANALYSIS REPORT - SUMMARY

Date Range: 7/1/2023 through 7/31/2023

Account Range: ALL

ACCOUNT # AND DESCRIPTION	BEG BALANCE	INCOME	EXPENSE	TRANSFERS	BALANCE
Cash Accounts					
1000-00-10 Harris - Checking	22,479.24	96.88	232.21		22,343.91
Total Cash Accounts	22,479.24	96.88	232.21	0.00	22,343.91
Other Accounts					
2001-10-10 PBIS (Student Council)	4,300.06				4,300.06
2023-00-00 Class of 2023-Inactive	0.15				0.15
2030-00-00 Class of 2030	20.49				20.49
2031-00-00 Class of 2031	601.90				601.90
2032-00-00 Class of 2032	878.98				878.98
2033-00-00 Class of 2033	847.78				847.78
2034-00-00 Class of 2034	1,758.85				1,758.85
2035-00-00 Class of 2035	1,293.42				1,293.42
2110-10-00 Band	16.70				16.70
2120-00-00 Book Fair	1,294.30				1,294.30
2151-10-00 Music Club	5,711.45				5,711.45
2230-10-00 Beta Club	42.46				42.46
2618-30-00 Families in Need	104.41				104.41
2657-00-00 Family Night-Math Night	1,503.95				1,503.95
2657-10-00 Family Night-Reading Night	1,957.24				1,957.24
4100-30-00 Miscellaneous/General	292.68				292.68
4300-30-00 Sunshine Fund	87.66				87.66
6000-00-00 Interest Income	1,766.76	96.88	232.21		1,631.43
Total Other Accounts	22,479.24	96.88	232.21	0.00	22,343.91

ACCOUNT ANALYSIS REPORT - SUMMARY

Date Range: 7/1/2023 through 7/31/2023

Account Range: ALL

ACCOUNT # AND DESCRIPTION	BEG BALANCE	INCOME	EXPENSE	TRANSFERS	BALANCE
Cash Accounts					
1000-00-10 Harris - Checking	3,668.26	15.89			3,684.15
Total Cash Accounts	3,668.26	15.89	0.00	0.00	3,684.15
Other Accounts					
2030-00-00 Class of 2030	282.29				282.29
2031-00-00 Class of 2031	74.16				74.16
2032-00-00 Class of 2032	17.00				17.00
2100-10-00 Dual Language Activities	40.00				40.00
2276-10-00 Field Trips	100.97				100.97
2410-00-00 Bookfair	21.79				21.79
2482-10-00 Yearbook	279.98				279.98
2590-40-00 Relay for Life	65.50				65.50
4100-30-00 General	1,202.36				1,202.36
4200-00-00 Liberty Chorus	19.70				19.70
4300-20-00 Kids Heart Challenge	500.00				500.00
5000-10-00 Student Assistance Account	725.98				725.98
6000-00-00 Interest Income	338.53	15.89			354.42
Total Other Accounts	3,668.26	15.89	0.00	0.00	3,684.15

ACCOUNT ANALYSIS REPORT - SUMMARY

Date Range: 7/1/2023 through 7/31/2023

Account Range: ALL

ACCOUNT # AND DESCRIPTION	BEG BALANCE	INCOME	EXPENSE	TRANSFERS	BALANCE
Cash Accounts					
1000-00-10 Harris - Checking	9,558.15	41.56			9,599.71
Total Cash Accounts	9,558.15	41.56	0.00	0.00	9,599.71
Other Accounts					
2025-00-00 Class of 2025	43.50				43.50
2029-00-00 Class of 2029	38.27				38.27
2030-00-00 Class of 2030	122.20				122.20
2031-00-00 Class of 2031	80.00				80.00
2032-00-00 Class of 2032	447.37				447.37
2033-00-00 Class of 2033	1,850.00				1,850.00
2034-00-00 Class of 2034	128.88				128.88
2035-00-00 Class of 2035	235.00				235.00
2210-00-00 Animal Shelter Fundraiser	0.50				0.50
2510-00-00 Scholastic Book Fair/Follett	90.02				90.02
3100-00-00 Yearbook	3,265.82				3,265.82
4100-00-00 Artworks Program	1,262.50				1,262.50
4100-30-00 General	212.06				212.06
4300-10-00 Staff Spiritwear	1,314.71				1,314.71
4300-20-00 Sunshine	178.91				178.91
6000-00-00 Interest Income	288.41	41.56			329.97
Total Other Accounts	9,558.15	41.56	0.00	0.00	9,599.71

ACCOUNT ANALYSIS REPORT - SUMMARY

Date Range: 7/1/2023 through 7/31/2023

Account Range: ALL

ACCOUNT # AND DESCRIPTION	BEG BALANCE	INCOME	EXPENSE	TRANSFERS	BALANCE
Cash Accounts					
1000-00-10 Harris - Checking	2,142.54	9.34			2,151.88
Total Cash Accounts	2,142.54	9.34	0.00	0.00	2,151.88
Other Accounts					
2590-30-00 Girls on the Run	69.01				69.01
4100-30-00 General	567.56				567.56
4250-30-00 Staff Spirit Wear	6.48				6.48
4300-30-00 Social Fund	179.37				179.37
4400-10-00 Scholastic Book Fair	101.20				101.20
5000-10-00 Yearbook	1,109.42				1,109.42
6000-00-00 Interest Income	109.50	9.34			118.84
Total Other Accounts	2,142.54	9.34	0.00	0.00	2,151.88

ACCOUNT ANALYSIS REPORT - SUMMARY

Date Range: 7/1/2023 through 7/31/2023

Account Range: ALL

ACCOUNT # AND DESCRIPTION	BEG BALANCE	INCOME	EXPENSE	TRANSFERS	BALANCE
Cash Accounts					
1000-00-10 Harris - Checking	3,000.81	13.40	184.77		2,829.44
Total Cash Accounts	3,000.81	13.40	184.77	0.00	2,829.44
Other Accounts					
2030-00-00 Class of 2030	184.77		184.77		0.00
2031-00-00 Class of 2031	245.90				245.90
2032-00-00 Class of 2032	192.00				192.00
2033-00-00 Class of 2033	92.16				92.16
2034-00-00 Class of 2034	145.36				145.36
4100-30-00 General	2,000.31				2,000.31
6000-00-00 Interest Income	140.31	13.40			153.71
Total Other Accounts	3,000.81	13.40	184.77	0.00	2,829.44

ACCOUNT ANALYSIS REPORT - SUMMARY

Date Range: 7/1/2023 through 7/31/2023

Account Range: ALL

ACCOUNT # AND DESCRIPTION	BEG BALANCE	INCOME	EXPENSE	TRANSFERS	BALANCE
Cash Accounts					
1000-00-10 Harris - Checking	6,712.38	29.19			6,741.57
Total Cash Accounts	6,712.38	29.19	0.00	0.00	6,741.57
Other Accounts					
2030-00-00 Class of 2030	117.00				117.00
2035-00-00 Class of 2035	16.00				16.00
2590-40-00 Relay for Life	1,248.02				1,248.02
4100-00-00 PBIS	4,012.81				4,012.81
4150-00-00 Math Night	108.00				108.00
4300-00-00 General Fund	644.40				644.40
5030-10-00 School Store-Inactive	269.06				269.06
5500-00-00 Staff Social Account-Inactive	1.36				1.36
6000-00-00 Interest Income	295.73	29.19			324.92
Total Other Accounts	6,712.38	29.19	0.00	0.00	6,741.57

ACCOUNT ANALYSIS REPORT - SUMMARY

Date Range: 7/1/2023 through 7/31/2023

Account Range: ALL

ACCOUNT # AND DESCRIPTION	BEG BALANCE	INCOME	EXPENSE	TRANSFERS	BALANCE
Cash Accounts					
1000-00-10 Harris - Checking	10,756.52	46.80			10,803.32
Total Cash Accounts	10,756.52	46.80	0.00	0.00	10,803.32
Other Accounts					
2014-10-00 Kindergarten Grade Level Funds	592.73				592.73
2014-10-01 1st Grade Level Funds	190.01				190.01
2014-10-02 2nd Grade Level Funds	2.32				2.32
2014-10-03 3rd Grade Level Funds	253.36				253.36
2014-10-04 4th Grade Level Funds	1,077.08				1,077.08
2014-10-05 5th Grade Level Funds	818.86				818.86
2029-00-00 Class of 2029	0.45				0.45
2030-00-00 Class of 2030	20.00				20.00
2031-00-00 Class of 2031	111.00				111.00
2032-00-00 Class of 2032	88.00				88.00
3010-00-00 We Act Fundraiser	806.69				806.69
3100-00-00 Spiritwear (PBIS)	801.15				801.15
3200-00-00 Media Center	91.70				91.70
3300-10-00 Student Council	258.18				258.18
3300-20-00 Perry Fundraising	3,036.73				3,036.73
3310-10-00 Girls On The Run	337.00				337.00
3350-00-00 Kane County Cougars Grant	391.87				391.87
4100-30-00 General	381.71				381.71
4200-00-00 Perry Teacher Social Account	831.70				831.70
4300-00-00 Retired Teacher Fund	324.65				324.65
6000-00-00 Interest Income	341.33	46.80			388.13
Total Other Accounts	10,756.52	46.80	0.00	0.00	10,803.32

ACCOUNT ANALYSIS REPORT - SUMMARY

Date Range: 7/1/2023 through 7/31/2023

Account Range: ALL

ACCOUNT # AND DESCRIPTION	BEG BALANCE	INCOME	EXPENSE	TRANSFERS	BALANCE
Cash Accounts					
1000-00-10 Harris - Checking	1,762.84	7.71	546.51		1,224.04
Total Cash Accounts	1,762.84	7.71	546.51	0.00	1,224.04
Other Accounts					
2030-00-00 Class of 2030 - 5th Grade	322.12		126.59		195.53
2031-00-00 Class of 2031 - 4th Grade	168.77		111.45		57.32
2033-00-00 Class of 2033 - 2nd Grade	692.00		308.47		383.53
2034-00-00 Class of 2034 - 1st Grade	316.28				316.28
2560-30-00 Library - Birthday Books	0.08				0.08
4100-30-00 Principal Discretionary	15.97				15.97
6000-00-00 Interest Income	247.62	7.71			255.33
Total Other Accounts	1,762.84	7.71	546.51	0.00	1,224.04

ACCOUNT ANALYSIS REPORT - SUMMARY

Date Range: 7/1/2023 through 7/31/2023

Account Range: ALL

ACCOUNT # AND DESCRIPTION	BEG BALANCE	INCOME	EXPENSE	TRANSFERS	BALANCE
Cash Accounts					
1000-00-10 Harris - Checking	39,663.31	178.58	200.00		39,641.89
Total Cash Accounts	39,663.31	178.58	200.00	0.00	39,641.89
Other Accounts					
2000-10-00 Student Council	864.64				864.64
2027-00-00 Class of 2027-A	580.49				580.49
2027-10-00 Class of 2027-B	478.33				478.33
2028-00-00 Class of 2028-A	21.23				21.23
2029-00-00 Class of 2029-A	407.87				407.87
2029-10-00 Class of 2029-B	407.88				407.88
2030-00-00 Class of 2030	179.70				179.70
2032-00-00 Class of 2032	275.66				275.66
2033-00-00 Class of 2033	586.56				586.56
2034-00-00 Class of 2034	19.15				19.15
2115-00-00 Music - Elementary	860.07				860.07
2150-30-00 Musicals	5,357.25				5,357.25
2151-10-00 Music Dept.	916.27				916.27
2220-10-00 Art Club	643.79				643.79
2230-10-00 Beta Club	3,256.38				3,256.38
2276-10-00 Field Trips	281.77				281.77
2340-10-00 Spelling Bee	46.03				46.03
2391-10-00 AVID	3,251.09				3,251.09
2392-10-00 HANDS Club	0.06				0.06
2392-20-00 Pawsitivity Pack	1,924.00				1,924.00
2393-10-00 PBIS Middle School	229.01				229.01
2393-20-00 PBIS Elementary	1,690.61				1,690.61
2481-10-00 Yearbook - MS	6,538.28		200.00		6,338.28
2482-10-00 Yearbook - ELE	1,043.39				1,043.39
2560-30-00 Birthday Book Club	3.74				3.74
2560-40-00 Library-Book Fair	3,229.52				3,229.52
2590-10-00 Boys Basketball Lions Club	0.66				0.66
2590-20-00 Girls Basketball Lions Club	36.92				36.92
2640-30-00 Science Fair	164.46				164.46
2660-00-00 Math Club	0.86				0.86
2668-00-00 Track	10.68				10.68
3250-20-10 Poms	465.42				465.42
3350-20-10 Cheerleading	1,023.60				1,023.60
3830-00-00 Basketball - Girls	16.00				16.00
3850-20-00 Wrestling	142.55				142.55
3900-20-00 Volleyball	0.50				0.50
4100-30-00 General	616.66				616.66
4105-30-00 Student Assistance Account	1,250.98				1,250.98
4400-30-00 PE - MS	14.52				14.52
4401-30-00 PE - Elementary	243.09				243.09
4480-30-00 Barb Dubow Wal-Mart	172.80				172.80
6000-00-00 Interest Income	2,410.84	178.58			2,589.42
Total Other Accounts	39,663.31	178.58	200.00	0.00	39,641.89

Community Unit School District 300
A/P Board Bill Listing for September 26, 2023

<u>Fund</u>	<u>Amount</u>
Educational	\$ 818,736.44
Health Insurance Fund	\$ 3,280,325.36
Grant Fund	\$ 148,694.03
COVID 19 Fund	\$ 455,341.70
Operations & Maintenance	\$ 591,322.83
Bond & Interest	
Transportation	\$ 107,773.91
Site & Construction	\$ 508,531.99
Impact Fees	
Tort Immunity Fund	
	<hr/>
Total All Funds	<u>\$ 5,910,726.26</u>

Approved at a meeting of the Board of Education, Community Unit School District No. 300

Date: _____

Signed: _____
President

Secretary

Cash Payment Register

AP265 Date: 09/20/23
Time: 15:34

JOB SUBMISSION PARAMETERS

User Name: D300\lisa.kowalczyk
Job Name: AP265
Step Nbr: 1

Pay Group: D300
Company:
Process Level:

Community School District 300

Cash Code:
or Cash Code Group:
or Cash Code List:

Payment Dates: -

Report Option: C
Document Currency: A
Payment Code:
Format Option: S

Current
Account Currency
Standard

Cash Payment Register

AP265 Date 09/20/23
Time 15:34

Pay Group D300 Community School District 300 USD
Post Company 10 Educational Fund USD
Cash Payment Register for thru 12/31/20

Page 1

Current Report Account Currency

Cash Code HBAP Harris Bank Accounts Payable Currency USD
Payment Code ACH

Payment Number	Co	Vendor Number	Remit To	Name	City	Payment Date	Status	Payment Amount	Curr
2502	10	21014	ACH	ALLIED BENEFIT SYSTEMS, LL	CHICAGO	09/27/23	Processed	2,695.20	USD
2503	10	21858	ACH	AMAZON CAPITAL SERVICES IN	SEATTLE	09/27/23	Processed	2,662.58	USD
2504	10	7642	ACH	ANDERSON LOCK	DES PLAINES	09/27/23	Processed	683.27	USD
2505	10	20141	ACH	APEX3 SYSTEMS LLC	STREAMWOOD	09/27/23	Processed	10,518.95	USD
2506	10	18684	ACH	ATSCO	ELGIN	09/27/23	Processed	1,678.28	USD
2507	10	21157	ACH	B&B NETWORKS INC	WEST CHICAGO	09/27/23	Processed	126.77	USD
2508	10	4783	ACH	HEALTH CARE SERVICE CORP.	Chicago	09/27/23	Processed	3,070,045.86	USD
2509	10	12481	ACH	SANDRA BRODERICK	ALGONQUIN	09/27/23	Processed	187.52	USD
2510	10	3158	ACH	CDW GOVERNMENT	CHICAGO WOOD	09/27/23	Processed	9,381.57	USD
2511	10	15661	ACH	CHILDS VOICE SCHOOL	DALE	09/27/23	Processed	2,839.86	USD
2512	10	4620	ACH	COMMUNICATIONS DIRECT INC	BATAVIA	09/27/23	Processed	728.00	USD
2513	10	9477	ACH	CONSTELLATION NEW ENERGY	CHICAGO	09/27/23	Processed	64,345.53	USD
2514	10	13380	ACH	CREATIVE PROMOTIONAL APPAR	CARPENTERSVILLE	09/27/23	Processed	872.75	USD
2515	10	13986	ACH	DEWBERRY ARCHITECTS INC	PHILADELPHIA	09/27/23	Processed	3,500.00	USD
2516	10	13038	ACH	DIAMOND GRAPHICS OF ALGONQ	Algonquin	09/27/23	Processed	800.00	USD
2517	10	21752	ACH	EDUSTAFF LLC	GRAND RAPIDS	09/27/23	Processed	145,815.20	USD
2518	10	21082	ACH	EVERDRIVEN TECHNOLOGIES	ST. GEORGE	09/27/23	Processed	3,052.50	USD
2519	10	21264	ACH	FASTSIGNS OF CARPENTERSVIL	CARPETNERSVILLE	09/27/23	Processed	5,068.74	USD
2520	10	2919	ACH	THE FLOLO CORPORATION	WEST CHICAGO	09/27/23	Processed	976.15	USD
2521	10	21718	ACH	MATTHEW GECAN	ALGONQUIN	09/27/23	Processed	106.40	USD
2522	10	16388	ACH	HEARTSPRING	WICHITA	09/27/23	Processed	26,731.96	USD
2523	10	18714	ACH	INTERSTATE ROOF SYSTEMS CO	NEW BERLIN	09/27/23	Processed	5,800.00	USD
2524	10	21836	ACH	MANPOWER	AURORA	09/27/23	Processed	3,854.55	USD
2525	10	20804	ACH	ANTOINETTE MORALES c/o	ELGIN	09/27/23	Processed	10,500.00	USD
2526	10	19431	ACH	NETWORK CRAZE TECHNOLOGIES	PITTSBURGH	09/27/23	Processed	971.80	USD
2527	10	15388	ACH	PARKLAND PREPARATORY ACADE	BARTLETT	09/27/23	Processed	46,427.99	USD
2528	10	21571	ACH	LUIS RIVERA	ALGONQUIN	09/27/23	Processed	203.03	USD
2529	10	21498	ACH	SHRUB OAK INTERNATIONAL SC	MOHEGAN LAKE	09/27/23	Processed	47,766.67	USD
2530	10	19556	ACH	VOYA FINANCIAL	CHICAGO	09/27/23	Processed	18,650.83	USD

*** Payment Code ACH Totals
 Total Open Payments 29 3,486,991.96
 Total Reconciled Payments 0.00
 Total Void Payments 0.00
 Total Stale Dated Payments 0
 Total Escheated Payments 0

Cash Payment Register

AP265 Date 09/20/23
Time 15:34

Pay Group D300 Community School District 300 USD
Post Company 10 Educational Fund USD
Cash Payment Register for thru 12/31/20

Page 2

Current Report Account Currency

Cash Code HBAP Harris Bank Accounts Payable Currency USD
Payment Code MHC

Payment Number	Co	Vendor Number	Remit To	Name	City	Payment Date	Status	Payment Amount	Curr
180061	10	19254	REM2	5-STAR STUDENTS	TUCSON	09/26/23	Processed	1,900.00	USD
180062	10	6301		A FREEDOM FLAG CO	CRYSTAL LAKE	09/26/23	Processed	376.70	USD
180063	10	17330		ACCU PAVING CO	BROADVIEW	09/26/23	Processed	8,775.00	USD
180064	10	21159		ACS ENTERPRISES	CHICAGO	09/26/23	Processed	2,270.15	USD
180065	10	3860	REM2	ADVOCATE OCCUPATIONAL HEAL	CHICAGO	09/26/23	Processed	2,618.00	USD
180066	10	17883	REM1	AL WARREN OIL COMPANY INC	HAMMOND	09/26/23	Processed	85,188.00	USD
180067	10	13268	REM	ALEXANDER LEIGH CTR FOR AU	MCHENRY	09/26/23	Processed	36,545.24	USD
180068	10	21311		BRIDGET AMELIO	ALGONQUIN	09/26/23	Processed	97.52	USD
180069	10	10630		AMERICAN SCHOOL COUNSELOR	ALEXANDRIA	09/26/23	Processed	129.00	USD
180070	10	11780		AMERICAN TAXI DISPATCH INC	MOUNT PROSPECT	09/26/23	Processed	17,670.00	USD
180071	10	11392	REM	AMERICAN UNITED LIFE	LAKELAND	09/26/23	Processed	76,755.16	USD
180072	10	19921		AMERICAS BATTLE OF THE BOO	LEBEC	09/26/23	Processed	55.00	USD
180073	10	19312		APERTURE EDUCATION LLC	CHARLOTTE	09/26/23	Processed	40,500.00	USD
180074	10	565	REM	APPLE COMPUTER INC.	ATLANTA	09/26/23	Processed	360.95	USD
180075	10	5739		AUTOMATIC FIRE SYSTEMS INC	ROCKFORD	09/26/23	Processed	9,044.00	USD
180076	10	21557		KATHRYN BALCAZAR	ALGONQUIN	09/26/23	Processed	61.50	USD
180077	10	14809		KEVIN BALLARD	ALGONQUIN	09/26/23	Processed	36.70	USD
180078	10	13896	REM	BATAVIA HIGH SCHOOL	BATAVIA	09/26/23	Processed	175.00	USD
180079	10	21730		BATTERIES PLUS 1028	ALGONQUIN	09/26/23	Processed	492.86	USD
180080	10	91065		CLINTON BODY	ALGONQUIN	09/26/23	Processed	23.84	USD
180081	10	13457		MICHAEL BOURBON	ALGONQUIN	09/26/23	Processed	53.86	USD
180082	10	21049		BOWS BY ALLY	WEST HAVEN	09/26/23	Processed	877.50	USD
180083	10	21951		BRIGHTMONT ACADEMY	BARRINGTON	09/26/23	Processed	5,477.86	USD
180084	10	8895	REM5	BSN SPORTS LLC	DALLAS	09/26/23	Processed	4,162.59	USD
180085	10	83500	REM3	BSN SPORTS LLC	DALLAS	09/26/23	Processed	3,164.23	USD
180086	10	9497		BULBS.COM INC	WORCESTER	09/26/23	Processed	6,555.00	USD
180087	10	15100		CAROLINA BIOLOGICAL SUPPLY	BURLINGTON	09/26/23	Processed	86.01	USD
180088	10	2558		CASSANDRA STRINGS	Algonquin	09/26/23	Processed	3,735.04	USD
180089	10	21375		CASSIDY TIRE	EAST DUNDEE	09/26/23	Processed	643.96	USD
180090	10	3064	REM	CENTER FOR PSYCHOLOGICAL S	NORTHBROOK	09/26/23	Processed	1,900.00	USD
180091	10	16330	REM2	CENTURY PRINT AND GRAPHICS	SYCAMORE	09/26/23	Processed	445.15	USD
180092	10	9973		CHICAGO KILN SERVICE	ROLLING MEADOWS	09/26/23	Processed	713.75	USD
180093	10	7015	REM2	CINTAS	CINCINNATI	09/26/23	Processed	19,363.73	USD
180094	10	8520		COLLECTIVE LIABILITY INS C	CHICAGO	09/26/23	Processed	3,567.00	USD
180095	10	15593		COLLEY ELEVATOR	BENSENVILLE	09/26/23	Processed	1,904.00	USD
180096	10	16535		COMMERCIAL SPECIALTIES INC	ROLLING MEADOWS	09/26/23	Processed	2,036.00	USD
180097	10	21567		CONCENSUS TECHNOLOGIES	CRANBERRY TOWNSHIP	09/26/23	Processed	4,250.00	USD
180098	10	7450		CONNECTION DAY SCHOOL	PALATINE	09/26/23	Processed	9,542.94	USD
180099	10	49605	REM3	CONSERV FS, INC	CHICAGO	09/26/23	Processed	919.00	USD
180100	10	2117		CRISIS PREVENTION INSTITUT	MILWAUKEE	09/26/23	Processed	4,249.00	USD
180101	10	18789		SHONDA CROWLEY	ALGONQUIN	09/26/23	Processed	148.17	USD
180102	10	13975		CROWN TROPHY	BUFFALO GROVE	09/26/23	Processed	459.00	USD
180103	10	7304		CRYSTAL LAKE CENTRAL HIGH	CRYSTAL LAKE	09/26/23	Processed	225.00	USD
180104	10	13241	REM	D300 FOUNDATION FOR EXCELL	ALGONQUIN	09/26/23	Processed	485.00	USD
180105	10	5644	REM2	DELTA DENTAL OF ILLINOIS -	CHICAGO	09/26/23	Processed	174,454.46	USD
180106	10	18062		DONS WORLD OF SPORTS	PALOS HILLS	09/26/23	Processed	633.60	USD
180107	10	8328	REM2	ERIC ARMIN INC	BOSTON	09/26/23	Processed	17.75	USD
180108	10	19677		EASTER SEALS METROPOLITAN	CHICAGO	09/26/23	Processed	7,773.28	USD

Cash Payment Register

AP265 Date 09/20/23
Time 15:34

Pay Group D300 Community School District 300 USD
Post Company 10 Educational Fund USD
Cash Payment Register for thru 12/31/20

Current Report Account Currency

Cash Code HBAP Harris Bank Accounts Payable Currency USD
Payment Code MHC

Payment Number	Co	Vendor Number	Remit To	Name	City	Payment Date	Status	Payment Amount	Curr
180109	10	10777		EDS RENTAL AND SALES INC	ALGONQUIN	09/26/23	Processed	4,140.00	USD
180110	10	19745		ENTERPRISE FM TRUST	KANSAS CITY	09/26/23	Processed	20,424.20	USD
180111	10	3971	REM	ETA HAND2MIND	CHICAGO	09/26/23	Processed	1,067.88	USD
180112	10	16696	REM	EUROPEAN SPORTS	SCHAUMBURG	09/26/23	Processed	2,550.00	USD
180113	10	22090		FELICITY SCHOOLS	DEERFIELD	09/26/23	Processed	2,971.56	USD
180114	10	17404	REM	FERGUSON ENTERPRISES #1550	CHICAGO	09/26/23	Processed	26,553.61	USD
180115	10	20992		FERGUSON ENTERPRISES LLC	NEWPORT NEWS	09/26/23	Processed	830.18	USD
180116	10	18329		SHANNON FLAIRTY	ALGONQUIN	09/26/23	Processed	22.28	USD
180117	10	408	REM	FLINN SCIENTIFIC INC	CHICAGO	09/26/23	Processed	83.92	USD
180118	10	34075		FORESTRY SUPPLIERS INC	JACKSON	09/26/23	Processed	23.75	USD
180119	10	22134		THOMAS FOSTER	ALGONQUIN	09/26/23	Processed	400.00	USD
180120	10	12254		PATRICIA FREEMAN	ALGONQUIN	09/26/23	Processed	34.72	USD
180121	10	20873	REM	GARVEY'S OFFICE PRODUCTS	CAROL STREAM	09/26/23	Processed	2,475.20	USD
180122	10	7269		ADVENTIST GLENOAKS HOSPITA	GLENDAL HEIGHTS	09/26/23	Processed	2,505.87	USD
180123	10	19940		GO EARN IT	HOLLY HILL	09/26/23	Processed	3,850.00	USD
180124	10	18232		JENNIFER GOODEN	ALGONQUIN	09/26/23	Processed	45.87	USD
180125	10	2580	REM	GRAINGER	PALATINE	09/26/23	Processed	4,993.16	USD
180126	10	9510		GRIZZLY INDUSTRIAL	BELLINGHAM	09/26/23	Processed	279.50	USD
180127	10	19376	REM3	GROOT INC	PITTSBURGH	09/26/23	Processed	24,087.24	USD
180128	10	9713	REM2	GUSTAVE A LARSON COMPANY	MINNEAPOLIS	09/26/23	Processed	192.40	USD
180129	10	2685	REM1	H & M LIMOUSINE LLC	BLOOMINGDALE	09/26/23	Processed	172.04	USD
180130	10	18231		TONYA HAASE	ALGONQUIN	09/26/23	Processed	100.94	USD
180131	10	3016	REM2	HAL LEONARD CORPORATION	WINONA	09/26/23	Processed	33.58	USD
180132	10	21906		HEAD TO HEELS SAFETY SUPPL	MIAMI LAKES	09/26/23	Processed	7,526.75	USD
180133	10	20978	REM2	LITERACY RESOURCES LLC	CAROL STREAM	09/26/23	Processed	98.00	USD
180134	10	20907		HEIDI LERETTE-KAUFFMAN	ALGONQUIN	09/26/23	Processed	53.06	USD
180135	10	19458		ANGELA HERNANDEZ	EAST DUNDEE	09/26/23	Processed	66.29	USD
180136	10	4057	REM	HINCKLEY SPRINGS	DALLAS	09/26/23	Processed	207.08	USD
180137	10	6079	REM4	HOME DEPOT CREDIT SERVICES	LOUISVILLE	09/26/23	Processed	533.11	USD
180138	10	40900	ACH	HOUGHTON MIFFLIN HARCOURT	CHICAGO	09/26/23	Processed	432,993.60	USD
180139	10	8197		HUNTLEY COMM SCHOOL DIST 1	ALGONQUIN	09/26/23	Processed	6,469.00	USD
180140	10	13735		IASA	SPRINGFIELD	09/26/23	Processed	2,414.69	USD
180141	10	507		ILLINOIS ASSOCIATION OF SC	DEKALB	09/26/23	Processed	50.00	USD
180142	10	852	REM	ILL ASSOC OF SCHOOL BOARDS	SPRINGFIELD	09/26/23	Processed	225.00	USD
180143	10	4602		ILLINOIS PRINCIPALS ASSOCI	SPRINGFIELD	09/26/23	Processed	2,147.25	USD
180144	10	4810		ILLINOIS SCHOOL SERVICES	DEKALB	09/26/23	Processed	484.50	USD
180145	10	16117		INNOVATIVE GRAPHICS	GENOA	09/26/23	Processed	243.00	USD
180146	10	21536		JC LICHT	CHICAGO	09/26/23	Processed	907.44	USD
180147	10	22133		ELIZABETH JONES	ALGONQUIN	09/26/23	Processed	375.00	USD
180148	10	3957	REM2	KANE COUNTY REGIONAL OFFIC	GENEVA	09/26/23	Processed	15,583.58	USD
180149	10	16241		BETH KEEN	ALGONQUIN	09/26/23	Processed	110.73	USD
180150	10	18761		KIMBERLY KELLEY-ADAMOWICZ	ALGONQUIN	09/26/23	Processed	20.00	USD
180151	10	9816	REM2	KINSEY	GLEN ELLYN	09/26/23	Processed	1,363.50	USD
180152	10	19310		BARBARA KOLAKOWSKI	ALGONQUIN	09/26/23	Processed	113.33	USD
180153	10	19829		KONA ICE OF MCHENRY COUNTY	LAKE IN THE HILLS	09/26/23	Processed	265.00	USD
180154	10	12265		GARY KRAUSE	ALGONQUIN	09/26/23	Processed	106.22	USD
180155	10	15465		LACROSSEWEAR	CORAL SPRINGS	09/26/23	Processed	7,074.36	USD
180156	10	1504	REM	LAKESHORE LEARNING MATERIA	LOS ANGELES	09/26/23	Processed	2,340.48	USD

Cash Payment Register

AP265 Date 09/20/23
Time 15:34

Pay Group D300 Community School District 300 USD
Post Company 10 Educational Fund USD
Cash Payment Register for thru 12/31/20

Page 4

Current Report Account Currency

Cash Code HBAP Harris Bank Accounts Payable Currency USD
Payment Code MHC

Payment Number	Co	Vendor Number	Remit To	Name	City	Payment Date	Status	Payment Amount	Curr
180157	10	18900		CAROL LARAMIE	ALGONQUIN	09/26/23	Processed	34.08	USD
180158	10	20970	REM	LEARNWELL	WOBURN	09/26/23	Processed	1,182.00	USD
180159	10	18851	REM1	LEGAT ARCHITECTS	GURNEE	09/26/23	Processed	3,549.99	USD
180160	10	16260		SHALON LESCHMAN	ALGONQUIN	09/26/23	Processed	375.00	USD
180161	10	22143		RALPH A LIA JR	ALGONQUIN	09/26/23	Processed	193.00	USD
180162	10	21703	REM	LINDE GAS & EQUIPMENT INC	PALATINE	09/26/23	Processed	129.58	USD
180163	10	11613	REM5	NAPERVILLE PSYCHIATRIC VEN	CHICAGO	09/26/23	Processed	58.16	USD
180164	10	17509		LOCKDOWN MAGNET.COM	LITTLE FALLS	09/26/23	Processed	325.00	USD
180165	10	21732		LOVE YOUR CLASSROOM LLC	CRYSTAL LAKE	09/26/23	Processed	2,141.92	USD
180166	10	12517		LUCKY LOCATORS INC	ALGONQUIN	09/26/23	Processed	310.00	USD
180167	10	11596		AMY LUTES	ALGONQUIN	09/26/23	Processed	121.85	USD
180168	10	14352		MARKLUND	GENEVA	09/26/23	Processed	10,469.52	USD
180169	10	21835		MATBOSS LLC	EDINA	09/26/23	Processed	599.00	USD
180170	10	17354		MATT WILHELM INC	ALGONQUIN	09/26/23	Processed	995.00	USD
180171	10	15728		MEDIMPEX UNITED, INC	BENSALEM	09/26/23	Processed	765.00	USD
180172	10	13803		MEYER SIGNS INC	GILBERTS	09/26/23	Processed	50.00	USD
180173	10	529		MID VALLEY GLASS AND SERVI	EAST DUNDEE	09/26/23	Processed	591.00	USD
180174	10	22151		DANIEL MILLER	ALGONQUIN	09/26/23	Processed	41.30	USD
180175	10	13886		MODEL ME KIDS LLC	ROCKVILLE	09/26/23	Processed	249.95	USD
180176	10	22132		NICOLE MORRIS	ALGONQUIN	09/26/23	Processed	350.00	USD
180177	10	9906	REM4	MUSIC AND ARTS	FREDERICK	09/26/23	Processed	134.11	USD
180178	10	6707		MUSIC THEATRE INTERNATIONAL	NEW YORK	09/26/23	Processed	48.63	USD
180179	10	20799		NAPA HAMPSHIRE	HAMPSHIRE	09/26/23	Processed	1,584.51	USD
180180	10	21629		NET56	DEER PARK	09/26/23	Processed	3,850.00	USD
180181	10	14811	REM2	NEUCO INC	CAROL STREAM	09/26/23	Processed	226.77	USD
180182	10	11384		NEW CONNECTIONS ACADEMY	PALATINE	09/26/23	Processed	7,833.98	USD
180183	10	7026		NEWS-2-YOU INC.	HURON	09/26/23	Processed	40,399.16	USD
180184	10	17363		MARIA NIEVES	ALGONQUIN	09/26/23	Processed	49.15	USD
180185	10	21454	REM	NORTH AMERICAN CORP of IL	CHICAGO	09/26/23	Processed	1,474.24	USD
180186	10	62530		NORTHWESTERN ILLINOIS ASSO	SYCAMORE	09/26/23	Processed	19,018.97	USD
180187	10	2701		OAK FIRE & SECURITY SYSTEM	HOMER GLEN	09/26/23	Processed	6,730.00	USD
180188	10	63370		OMBUDSMAN EDUCATIONAL SERV	BRENTWOOD	09/26/23	Processed	18,662.50	USD
180189	10	9464	REM	ON TARGET SALES	ALGONQUIN	09/26/23	Processed	2,110.00	USD
180190	10	63671	REM1	ORIENTAL TRADING CO-OTC BR	MINNEAPOLIS	09/26/23	Processed	41.97	USD
180191	10	22137		SYDNEY OSBORN	ALGONQUIN	09/26/23	Processed	300.98	USD
180192	10	6938	REM5	PADDOCK PUBLICATIONS INC	CAROL STREAM	09/26/23	Processed	212.75	USD
180193	10	1291	REM	SCHOOL HEALTH	CHICAGO	09/26/23	Processed	173.92	USD
180194	10	20958	REM	PARTS TOWN LLC	CHICAGO	09/26/23	Processed	382.08	USD
180195	10	22127		PASSBOLT SA	BELVAUX	09/26/23	Processed	1,763.70	USD
180196	10	19658		PATRIOT PAVEMENT MAINTENAN	WHEELING	09/26/23	Processed	183,084.00	USD
180197	10	12027		PAULSEN APPLIANCE INC	SYCAMORE	09/26/23	Processed	1,163.99	USD
180198	10	15987		PAULY'S CUSTOM APPAREL COM	CRYSTAL LAKE	09/26/23	Processed	1,740.71	USD
180199	10	21748	ACH	ANDREW PAZ	ALGONQUIN	09/26/23	Processed	414.61	USD
180200	10	9534	REM	PEERLESS FENCE Div of	WEST CHICAGO	09/26/23	Processed	11,655.00	USD
180201	10	21449	REM1	PEERLESS NETWORK, INC	CHICAGO	09/26/23	Processed	12,590.93	USD
180202	10	4157		PENTEGRA SYSTEMS LLC	NAPERVILLE	09/26/23	Processed	155.00	USD
180203	10	5406		PLANK ROAD PUBLISHING	WAUWATOSA	09/26/23	Processed	127.45	USD
180204	10	20035	REM	PLANTE & MORAN PLLC	CHICAGO	09/26/23	Processed	500.00	USD

Cash Payment Register

AP265 Date 09/20/23
Time 15:34

Pay Group D300 Community School District 300 USD
Post Company 10 Educational Fund USD
Cash Payment Register for thru 12/31/20

Current Report Account Currency

Cash Code HBAP Harris Bank Accounts Payable Currency USD
Payment Code MHC

Payment Number	Co	Vendor Number	Remit To	Name	City	Payment Date	Status	Payment Amount	Curr
180205	10	3588		PRAIRIE RIDGE HIGH SCHOOL	CRYSTAL LAKE	09/26/23	Processed	300.00	USD
180206	10	9764		PRO-SOURCE DISTRIBUTORS	ROCKFORD	09/26/23	Processed	11,059.39	USD
180207	10	19238	REM	PUSHCOIN	SOUTH ELGIN	09/26/23	Processed	3,115.25	USD
180208	10	9760		PYRAMID SCHOOL PRODUCTS	TAMPA	09/26/23	Processed	503.42	USD
180209	10	21682		QUANTUM LEARNING LLC	WESTMONT	09/26/23	Processed	88.72	USD
180210	10	12262	REM	SHARI MURPHY d/b/a	WESTMONT	09/26/23	Processed	4,000.00	USD
180211	10	7326	REM3	QUINLAN & FABISH MUSIC CO	BURR RIDGE	09/26/23	Processed	76.99	USD
180212	10	39700		RALPH HELM INC	ELGIN	09/26/23	Processed	3,592.16	USD
180213	10	18892	REM2	RAPTOR TECHNOLOGIES LLC	HOUSTON	09/26/23	Processed	600.00	USD
180214	10	6378	REM1	REALLY GOOD STUFF	CHICAGO	09/26/23	Processed	476.92	USD
180215	10	19320		RED WING BUSINESS ADVANTAG	DALLAS	09/26/23	Processed	1,102.45	USD
180216	10	8648		RENAISSANCE COMMUNICATION	FRANKLIN PARK	09/26/23	Processed	21,120.00	USD
180217	10	15920	REM1	RICOH USA, Inc.	CHICAGO	09/26/23	Processed	1,392.07	USD
180218	10	4070	REM1	RIDDELL/ALL AMERICAN SPORT	DALLAS	09/26/23	Processed	27,611.22	USD
180219	10	2262	REM	OFFICE TEAM	CHICAGO	09/26/23	Processed	14,461.00	USD
180220	10	20901		ROCCO Z MUSIC, LLC	MCHENRY	09/26/23	Processed	2,185.00	USD
180221	10	10748		ROCHESTER 100 INC	ROCHESTER	09/26/23	Processed	760.00	USD
180222	10	18720		HILDA ROMAN	ALGONQUIN	09/26/23	Processed	9.04	USD
180223	10	18380		RON JONES ELECTRIC INC	SOUTH ELGIN	09/26/23	Processed	19,582.00	USD
180224	10	21727		ENRIQUE ROSALES	ALGONQUIN	09/26/23	Processed	207.26	USD
180225	10	16272	REM2	RUSSO POWER EQUIPMENT	ELGIN	09/26/23	Processed	806.67	USD
180226	10	19054		CINDY SALGADO	ALGONQUIN	09/26/23	Processed	256.00	USD
180227	10	13248		WADE SCHARLAU	ALGONQUIN	09/26/23	Processed	470.44	USD
180228	10	12612		MARK SCHEURICH	ALGONQUIN	09/26/23	Processed	104.42	USD
180229	10	6816	REM1	SCHOLASTIC INC	CINCINNATI	09/26/23	Processed	1,004.91	USD
180230	10	4234	REM	SCHOOL HEALTH CORP	CHICAGO	09/26/23	Processed	500.75	USD
180231	10	21002	REM1	SCHOOL SPECIALTY LLC	PHILADELPHIA	09/26/23	Processed	49,642.68	USD
180232	10	18898		JANET SCHUTT	ALGONQUIN	09/26/23	Processed	34.08	USD
180233	10	12172		SCRIPPS NATIONAL SPELLING	CINCINNATI	09/26/23	Processed	907.50	USD
180234	10	17316	REM	SEAL OF ILLINOIS	PALATINE	09/26/23	Processed	29,532.93	USD
180235	10	16246	REM	SEDGWICK CLAIMS MANAGEMENT	MEMPHIS	09/26/23	Processed	750.00	USD
180236	10	21617	REM	SERVICWEAR APPAREL INC	CINCINNATI	09/26/23	Processed	1,654.87	USD
180237	10	13013		VINCE SIFUENTES JR	ALGONQUIN	09/26/23	Processed	182.18	USD
180238	10	15165	REM2	SITEONE LANDSCAPE SUPPLY L	CHICAGO	09/26/23	Processed	637.50	USD
180239	10	13080		SOFT WATER CITY INC	SYCAMORE	09/26/23	Processed	369.00	USD
180240	10	19927		SOUTHEASTERN EQUIPMENT AND	WEST COLUMBIA	09/26/23	Processed	7,472.41	USD
180241	10	22015		NICHOLAS SPIRO	ALGONQUIN	09/26/23	Processed	152.53	USD
180242	10	10831	REM2	SPORTDECALS	SPRING GROVE	09/26/23	Processed	298.00	USD
180243	10	16934		SPORTS ATTACK	VERDI	09/26/23	Processed	1,518.00	USD
180244	10	13004	REM1	SPORTS IMPORTS INC	MIDDLETOWN	09/26/23	Processed	1,041.30	USD
180245	10	14242	REM2	STATE INDUSTRIAL PRODUCTS	BOSTON	09/26/23	Processed	858.00	USD
180246	10	22122	REM	SUNBELT STAFFING LLC	ATLANTA	09/26/23	Processed	2,204.00	USD
180247	10	19148		T S LIVINGSTON INC	NORTH AURORA	09/26/23	Processed	540.00	USD
180248	10	12260	REM3	TEACHING STRATEGIES, INC	CHICAGO	09/26/23	Processed	1,895.00	USD
180249	10	7041	REM2	TEMPERATURE EQUIPMENT CORP	CHICAGO	09/26/23	Processed	393.18	USD
180250	10	18998	REM1	THE HORTON GROUP INC	CHICAGO	09/26/23	Processed	7,000.00	USD
180251	10	17068		THE RESPONSIVE MAILROOM IN	ELGIN	09/26/23	Processed	220.00	USD
180252	10	2879	REM	THERAPY SHOPPE	ROCKFORD	09/26/23	Processed	53.98	USD

Cash Payment Register

AP265 Date 09/20/23
Time 15:34

Pay Group D300 Community School District 300 USD
Post Company 10 Educational Fund USD
Cash Payment Register for thru 12/31/20

Current Report Account Currency

Cash Code HBAP Harris Bank Accounts Payable Currency USD
Payment Code MHC

Payment Number	Co	Vendor Number	Remit To	Name	City	Payment Date	Status	Payment Amount	Curr
180253	10	8579		TIME TIMER, LLC	CINCINNATI	09/26/23	Processed	51.95	USD
180254	10	713	REM2	TRANE US INC	CHICAGO	09/26/23	Processed	31,237.86	USD
180255	10	18700		TREES R US INC	INGLESIDE	09/26/23	Processed	2,500.00	USD
180256	10	11020	REM3	TRINITY LANDSCAPE	CARPENTERSVILLE	09/26/23	Processed	19,190.00	USD
180257	10	12213		TROPHIES BY GEORGE	BARTLETT	09/26/23	Processed	366.35	USD
180258	10	21868		PATRICK TYSKI	ALGONQUIN	09/26/23	Processed	221.16	USD
180259	10	4072	REM	UNITED RENTALS, INC.	NEWARK	09/26/23	Processed	922.50	USD
180260	10	20331		US PIGMENT CORPORATION	SOUTH ELGIN	09/26/23	Processed	126.00	USD
180261	10	18375	REM2	VALDES LLC	WHEELING	09/26/23	Processed	225.00	USD
180262	10	21343		CAMILLO M VALLE	ALGONQUIN	09/26/23	Processed	272.84	USD
180263	10	21027		BARZEEN VAZIRI	ALGONQUIN	09/26/23	Processed	533.72	USD
180264	10	18279	REM	VEX ROBOTICS INC	DALLAS	09/26/23	Processed	659.34	USD
180265	10	2469	REM3	VILLAGE OF CARPENTERSVILLE	CARPENTERSVILLE	09/26/23	Processed	450.00	USD
180266	10	10717	REM2	VILLAGE OF GILBERTS	GILBERTS	09/26/23	Processed	308.00	USD
180267	10	75970	REM1	VILLAGE OF SLEEPY HOLLOW	SLEEPY HOLLOW	09/26/23	Processed	1,047.38	USD
180268	10	87220	REM3	VILLAGE OF WEST DUNDEE	WEST DUNDEE	09/26/23	Processed	1,982.65	USD
180269	10	16059	REM	VIRCO INC	CONWAY	09/26/23	Processed	174.23	USD
180270	10	4395	REM3	VISION SERVICE PLAN	LOS ANGELES	09/26/23	Processed	31,518.84	USD
180271	10	92568		HEATHER WALLACE	ALGONQUIN	09/26/23	Processed	85.14	USD
180272	10	86470	REM1	VWR INTL aka Wards Natural	PITTSBURGH	09/26/23	Processed	1,380.70	USD
180273	10	86470	REM3	WARD'S SCIENCE A DIV of	PITTSBURGH	09/26/23	Processed	916.25	USD
180274	10	20434		RACQUEL WASHINGTON	ALGONQUIN	09/26/23	Processed	212.94	USD
180275	10	6808	REM1	WEATHERGUARD ROOFING COMPA	ELGIN	09/26/23	Processed	15,367.96	USD
180276	10	21911		RICK WEGER	ALGONQUIN	09/26/23	Processed	211.74	USD
180277	10	17053		PAUL WELDEN	ALGONQUIN	09/26/23	Processed	252.34	USD
180278	10	13491		ANN WENZEL	ALGONQUIN	09/26/23	Processed	78.95	USD
180279	10	19045	REM2	THOMSON REUTERS - WEST	CAROL STREAM	09/26/23	Processed	984.62	USD
180280	10	3029		WEST MUSIC COMPANY	CORALVILLE	09/26/23	Processed	475.54	USD
180281	10	7040		WEST SIDE ELECTRIC SUPPLY	SOUTH ELGIN	09/26/23	Processed	301.50	USD
180282	10	4013	REM2	WILSON LANGUAGE TRAINING C	WORCESTER	09/26/23	Processed	11,750.10	USD
180283	10	19898		KATHRYN WOOD	ALGONQUIN	09/26/23	Processed	115.52	USD
180284	10	22125		KIMBERLY WURTZ	ALGONQUIN	09/26/23	Processed	34.08	USD
180285	10	18051		JILL ZYER	ALGONQUIN	09/26/23	Processed	121.83	USD

*** Payment Code MHC Totals
 Total Open Payments 225 1,806,307.08
 Total Reconciled Payments 0.00
 Total Void Payments 0.00
 Total Stale Dated Payments 0
 Total Escheated Payments 0

Cash Payment Register

AP265 Date 09/20/23
Time 15:34

Pay Group D300 Community School District 300 USD
Post Company 10 Educational Fund USD
Cash Payment Register for thru 12/31/20

Page 7

Current Report Account Currency

Cash Code HBAP Harris Bank Accounts Payable Currency USD
Payment Code PCD

Payment Number	Co	Vendor Number	Remit To	Name	City	Payment Date	Status	Payment Amount	Curr
1180	10	9103	REM3	COMCAST	PHILADELPHIA	09/26/23	Processed	7,500.00	USD
1181	10	9801	REM8	PITNEY BOWES	PITTSBURGH	09/26/23	Processed	273.75	USD

*** Payment Code PCD Totals

Total Open Payments	2	7,773.75	
Total Reconciled Payments		0.00	
Total Void Payments		0.00	
Total Stale Dated Payments		0	
Total Escheated Payments		0	

Cash Payment Register

AP265 Date 09/20/23
Time 15:34

Pay Group D300 Community School District 300 USD
Post Company 10 Educational Fund USD
Cash Payment Register for thru 12/31/20

Page 8

Current Report Account Currency

Cash Code HBAP Harris Bank Accounts Payable Currency USD
Payment Code WIR

Payment Number	Co	Vendor Number	Remit To	Name	City	Payment Date	Status	Payment Amount	Curr
4052	10	20143		ASSOCIATED ELECTRICAL CONT	WOODSTOCK	09/26/23	Processed	335,232.00	USD
4053	10	21021		DOUGLAS FLOOR COVERING INC	NORTH AURORA	09/26/23	Processed	37,221.00	USD
4054	10	19105		HARTWIG MECHANICAL	HARVARD	09/26/23	Processed	76,757.00	USD
4055	10	2747		HORACE MANN INSURANCE COMP	SPRINGFIELD	09/26/23	Processed	1,611.00	USD
4056	10	1111		LAMP INC	ELGIN	09/26/23	Processed	12,563.00	USD
4057	10	1111		LAMP INC	ELGIN	09/26/23	Processed	37,409.00	USD

*** Payment Code WIR Totals

Total Open Payments	6	500,793.00
Total Reconciled Payments		0.00
Total Void Payments		0.00
Total Stale Dated Payments		0
Total Escheated Payments		0

*** Cash Code HBAP Totals

Total Open Payments	262	5,801,865.79
Total Reconciled Payments		0.00
Total Void Payments		0.00
Total Stale Dated Payments		0
Total Escheated Payments		0

*** Pay Group D300 USD Totals

Total Open Payments	262	5,801,865.79
Total Reconciled Payments		0.00
Total Void Payments		0.00
Total Stale Dated Payments		0
Total Escheated Payments		0

Cash Payment Register

AP265 Date: 09/13/23
Time: 13:28

JOB SUBMISSION PARAMETERS

User Name: D300\laura.kelly
Job Name: AP265
Step Nbr: 1

Pay Group: D300
Company:
Process Level:

Community School District 300

Cash Code:
or Cash Code Group:
or Cash Code List:

Payment Dates: -

Report Option: C
Document Currency: A
Payment Code:
Format Option: S

Current
Account Currency
Standard

Cash Payment Register

AP265 Date 09/13/23
Time 13:28

Pay Group D300 Community School District 300 USD
Post Company 10 Educational Fund USD
Cash Payment Register for thru 12/31/20

Page 1

Current Report Account Currency

Cash Code HBAP Harris Bank Accounts Payable Currency USD
Payment Code MHC

Payment Number	Co	Vendor Number	Remit To	Name	City	Payment Date	Status	Payment Amount	Curr
180056	10	43360	REM	ILLINOIS STATE BOARD OF ED	SPRINGFIELD	09/13/23	Processed	23,821.00	USD
180057	10	22102		MSK ENTERPRISES LLC	AMBOY	09/13/23	Processed	19,858.00	USD
180058	10	2262	REM	OFFICE TEAM	CHICAGO	09/13/23	Processed	2,875.00	USD
180059	10	9724	REM3	T-MOBILE	CINCINNATI	09/13/23	Processed	4,487.99	USD
180060	10	4000	REM2	VILLAGE OF ALGONQUIN WS	CHICAGO	09/13/23	Processed	12,494.78	USD

*** Payment Code MHC Totals

Total Open Payments	5	63,536.77
Total Reconciled Payments		0.00
Total Void Payments		0.00
Total Stale Dated Payments		0
Total Escheated Payments		0

Cash Payment Register

AP265 Date 09/13/23
Time 13:28

Pay Group D300 Community School District 300 USD
Post Company 10 Educational Fund USD
Cash Payment Register for thru 12/31/20

Page 2

Current Report Account Currency

Cash Code HBAP Harris Bank Accounts Payable Currency USD
Payment Code WIR

Payment Number	Co	Vendor Number	Remit To	Name	City	Payment Date	Status	Payment Amount	Curr
4051	10	3474	REM	TEACHERS' RETIREMENT SYSTE	SPRINGFIELD	09/13/23	Processed	45,323.70	USD

*** Payment Code WIR Totals

Total Open Payments	1	45,323.70
Total Reconciled Payments		0.00
Total Void Payments		0.00
Total Stale Dated Payments		0
Total Escheated Payments		0

*** Cash Code HBAP Totals

Total Open Payments	6	108,860.47
Total Reconciled Payments		0.00
Total Void Payments		0.00
Total Stale Dated Payments		0
Total Escheated Payments		0

*** Pay Group D300 USD Totals

Total Open Payments	6	108,860.47
Total Reconciled Payments		0.00
Total Void Payments		0.00
Total Stale Dated Payments		0
Total Escheated Payments		0



DISTRICT 300

COMMUNITY UNIT SCHOOL DISTRICT NO. 300 BOARD of EDUCATION MEMO

DATE: 9/12/2023

TO: Dr. Susan Harkin, Superintendent
Board of Education

FROM: Jennifer Porter
Chief Financial Officer

SUBJECT: Donation Report - September 2023

Presented at the following Board Meetings	
Board Operations Committee	9/12/2023
Policy/Legislative	
School Utilization	
BOE 1st Reading	9/12/2023
BOE 2nd Reading	9/26/2023

Background

Per Board Policy 8:80/8:90, the Donation Report is attached for your review and approval.

Donations Received September 2023

- Community Member - String Bass - Donation to Dundee Middle School Fine Arts Program

Recommendation

The administration recommends approving the donation as presented.

Fiscal Impact

None



COMMUNITY UNIT SCHOOL DISTRICT NO. 300 BOARD of EDUCATION MEMO

DATE: 9/12/2023

TO: Susan Harkin, Superintendent
Board of Education

FROM: Eberto Mora
Assistant Superintendent of
Human Resources

Presented at the following Board Meetings	Date
Construction/Facility	
Finance	
Policy/Legislative	
School Utilization	
BOE 1 st Reading	9/12/2023
BOE 2 nd Reading	9/26/2023

SUBJECT: Compensation Compliance Reporting

Background

Sections 10-20.47 and 34-18.38 of the School Code [105 ILCS 5/10-20.47 and 5/34-18.38] require school districts to report administrator and teacher salary and benefits to the Illinois State Board of Education (ISBE): “Each school board shall report to the State Board of Education, on or before October 1 of each year, the base salary and benefits of the district superintendent [or the general superintendent of schools or chief executive officer] and all administrators and teachers employed by the school district. For the purposes of this Section, “benefits” includes without limitation vacation days, sick days, bonuses, annuities, and retirement enhancements.

Prior to this annual reporting to the State Board of Education, the information must be presented at a regular school board meeting, subject to applicable notice requirements, and then posted on the Internet website of the school district, if any.”

Public Act 97-0256 subsequently amended the School Code to 1) incorporate October 1 as the new reporting deadline and 2) add requirements for the information to be presented at a regular school board meeting and then posted on the district’s website.

Administrative Recommendation

The Administration recommends approval of the reports as presented.

Fiscal Impact

There will be no financial impact to any District 300 employee.

Community Unit School District 300

Public Act 097-0609

Compensation Package of \$75,000+ for the 2023-2024 School Year

As of 9/5/2023

Name	Primary Position	Salary with pension	Health, Dental, Vision, & Life Insurance	Mileage	HRA Deposit	Total Compensation Package	Vacation/Flex Days/Hours	Sick & Personal Days/Hours
ABOY, CRISTINA	ELEM Kindergarten Dual Language Teacher	\$ 96,886.48	\$ 7,261.95	0	\$ 250.00	\$ 104,398.43	0	14
ADAME, ELIZABETH	Benefits Coordinator	\$ 69,875.00	\$ 12,625.41	0	\$ 250.00	\$ 82,750.41	10	15
ADAME, SHILOH C.	MS Language Arts Teacher	\$ 94,988.11	\$ 18,249.45	0	\$ 250.00	\$ 113,487.56	0	14
ADAMS, BELINDA T.	Behavior Disorder Teacher	\$ 93,391.93	\$ 18,929.83	0	\$ 250.00	\$ 112,571.76	0	14
ADAMS-WHITSON, VICKI H.	Cross Categorical Teacher	\$ 68,660.55	\$ 8,029.47	0	\$ 250.00	\$ 76,940.02	0	14
ADENEKAN, ADEDAYO	Administrative Assist - Teaching and Learning	\$ 58,608.70	\$ 18,249.45	0	\$ -	\$ 76,858.15	15	15
ADKINS, KATHERINE R.	Speech Pathologist	\$ 86,063.78	\$ 18,249.45	0	\$ 250.00	\$ 104,563.23	0	14
AFONSO CANO, LETICIA	MS ESL Teacher	\$ 65,995.67	\$ 11,007.76	0	\$ 250.00	\$ 77,253.43	0	14
AGARWAL, MEENU	MS RTI Teacher	\$ 77,917.83	\$ 11,525.31	0	\$ 250.00	\$ 89,693.14	0	14
AGENEAU, CARIE L.	HS French Teacher	\$ 84,342.71	\$ 7,261.95	0	\$ 250.00	\$ 91,854.66	0	14
AGENEAU, EMMA G.	HS Spanish Teacher	\$ 82,687.57	\$ 7,261.95	0	\$ 250.00	\$ 90,199.52	0	14
AGENLIAN, JULI A.	ELEM Third Grade Teacher	\$ 86,031.35	\$ 25,646.25	0	\$ 250.00	\$ 111,927.60	0	14
AGUILA, DAWN	ELEM ESL Teacher	\$ 55,308.10	\$ 25,991.85	0	\$ 250.00	\$ 81,549.95	0	14
AGUILERA, KEATON E.	School Social Worker	\$ 58,603.25	\$ 22,962.93	0	\$ 250.00	\$ 81,816.18	0	14
AGUINAGA, JANICE R.	HS Math Teacher	\$ 91,298.37	\$ 947.88	0	\$ 250.00	\$ 92,496.25	0	14
AGUIRRE, DEBORAH C.	Cognitive Disabilities Teacher	\$ 118,107.03	\$ 28.20	0	\$ 250.00	\$ 118,385.23	0	14
AGUIRRE, HEATHER M.	ELEM ESL Teacher	\$ 77,948.12	\$ 18,249.45	0	\$ 250.00	\$ 96,447.57	0	14
AHLSTEDT, CARRIE L.	ELEM Assistant Principal	\$ 100,793.40	\$ 25,564.24	\$ 900.00	\$ 300.00	\$ 127,557.64	4	14
AHR, THEODORE A.	School Social Worker	\$ 109,423.66	\$ 12,438.69	0	\$ 250.00	\$ 122,112.35	0	14
AHSMANN, JACKIE D.	Speech Pathologist	\$ 73,450.81	\$ 18,414.46	0	\$ 250.00	\$ 92,115.27	0	14
AICHINGER, AMY S.	HS Math Teacher	\$ 77,948.12	\$ 28.20	0	\$ 250.00	\$ 78,226.32	0	14
ALDAY, BEATRIZ	HS Math Teacher	\$ 93,158.91	\$ 9,968.50	0	\$ 250.00	\$ 103,377.41	0	14
ALLEN, KEVIN S.	HS Business Teacher	\$ 60,969.72	\$ 16,619.63	0	\$ 250.00	\$ 77,839.35	0	14
ALLISON, WHITNEY R.	School Social Worker	\$ 72,015.13	\$ 7,261.95	0	\$ 250.00	\$ 79,527.08	0	14
ALMEIDA, SANDRA	ELEM First Grade Dual Language Teacher	\$ 98,860.54	\$ 18,929.83	0	\$ 250.00	\$ 118,040.37	0	14
ALMODOVAR, JORGE E.	Assistant Superintendent	\$ 177,105.50	\$ 26,197.65	\$ 2,700.00	\$ 300.00	\$ 206,303.15	25	14
ALMODOVAR, KIMBERLY A.	Certified Advisor	\$ 87,887.56	\$ 28.20	0	\$ 250.00	\$ 88,165.76	0	14
ALONSO, YANIN	ELEM Kindergarten Dual Language Teacher	\$ 78,037.84	\$ 7,261.95	0	\$ 250.00	\$ 85,549.79	0	14
ALPERSTEIN, MARCELLE F.	Cross Categorical Tchr - Resource - EL	\$ 81,065.94	\$ 18,743.11	0	\$ 250.00	\$ 100,059.05	0	14
ALTERS JR, DAVID M.	HS Alternative Ed Teacher	\$ 104,875.67	\$ 11,007.76	0	\$ 250.00	\$ 116,133.43	0	14
AMARO, MANUELA	ELEM Interventionist - Bilingual	\$ 98,860.54	\$ 18,414.46	0	\$ 250.00	\$ 117,525.00	0	14
AMBROSINI, KATELYNN A.	ELEM Fourth Grade Teacher	\$ 75,006.48	\$ 24,490.48	0	\$ 250.00	\$ 99,746.96	0	14
AMELIO, BRIDGET A.	Deaf and Hard of Hearing Teacher	\$ 77,416.22	\$ 28.20	0	\$ 250.00	\$ 77,694.42	0	14
ANDERSON, CALIE N.	MH Counselor	\$ 74,919.99	\$ 11,087.32	0	\$ 250.00	\$ 86,257.31	0	14
ANDERSON, ELIZABETH J.	ELEM Third Grade Teacher	\$ 59,775.13	\$ 25,991.85	0	\$ 250.00	\$ 86,016.98	0	14
ANDERSON, JONATHAN R.	Education Service Specialist	\$ 110,563.73	\$ 9,304.18	\$ 1,500.00	\$ 300.00	\$ 121,667.91	25	14
ANDERSON, LACEY C.	ELEM Kindergarten Teacher	\$ 62,285.41	\$ 16,432.91	0	\$ 250.00	\$ 78,968.32	0	14

Community Unit School District 300

Public Act 097-0609

Compensation Package of \$75,000+ for the 2023-2024 School Year

As of 9/5/2023

Name	Primary Position	Salary with pension	Health, Dental, Vision, & Life Insurance	Mileage	HRA Deposit	Total Compensation Package	Vacation/Flex Days/Hours	Sick & Personal Days/Hours
ANDERSON, LISA M.	HS ESL Teacher	\$ 64,702.71	\$ 25,991.85	0	\$ 250.00	\$ 90,944.56	0	14
ANDERSON, PAUL J.	Cross Categorical Teacher	\$ 77,917.83	\$ 28.20	0	\$ 250.00	\$ 78,196.03	0	14
ANDERSON, RYAN J.	HS English Teacher	\$ 75,006.48	\$ 7,261.95	0	\$ 250.00	\$ 82,518.43	0	14
ANDERSON, SHAWN C.	HS Science Teacher	\$ 70,209.12	\$ 11,087.32	0	\$ 250.00	\$ 81,546.44	0	14
ANDERSON, SKYLER R.	Technology Support	\$ 66,833.12	\$ 9,801.46	0	\$ 250.00	\$ 76,884.58	15	15
ANGLADA FELICIANO, SUHEILEY	ELEM Kindergarten Dual Language Teacher	\$ 61,064.87	\$ 18,572.98	0	\$ 250.00	\$ 79,887.85	0	14
ANGULO, NORMA O.	ELEM Second Grade Dual Language Teacher	\$ 78,037.84	\$ 28.20	0	\$ 250.00	\$ 78,316.04	0	14
ANWAR, SAQIBA	HS Science Teacher	\$ 62,190.26	\$ 12,625.41	0	\$ 250.00	\$ 75,065.67	0	14
AREND, DENISE A.	Speech Pathologist	\$ 93,158.91	\$ 10,837.35	0	\$ 250.00	\$ 104,246.26	0	14
ARIAS, ABIGAI	HS FACS Teacher	\$ 77,326.48	\$ 7,184.19	0	\$ 250.00	\$ 84,760.67	0	14
ARMS, DEANNA R.	ELEM Fourth Grade Teacher	\$ 104,913.51	\$ 25,805.13	0	\$ 250.00	\$ 130,968.64	0	14
ARNESON, KAYDI A.	ELEM Third Grade Teacher	\$ 83,700.53	\$ 18,062.73	0	\$ 250.00	\$ 102,013.26	0	14
ASHER, LAURA K.	ELEM Skills for Success	\$ 86,031.35	\$ 17,746.05	0	\$ 250.00	\$ 104,027.40	0	14
AUGUST II, JAMES C.	Technology Support Supervisor	\$ 90,451.01	\$ 11,525.31	0	\$ 250.00	\$ 102,226.32	20	15
AUKES, MELISSA J.	MS Band Teacher	\$ 82,817.29	\$ 24,677.20	0	\$ 250.00	\$ 107,744.49	0	14
BACH, LISA A.	Speech Pathologist	\$ 107,515.99	\$ 11,087.32	0	\$ 250.00	\$ 118,853.31	0	14
BACHMAN, CHERYL A.	School Psychologist	\$ 85,237.60	\$ 10,930.00	0	\$ 250.00	\$ 96,417.60	0	14
BAHR, ANNIE L.	ELEM Second Grade Teacher	\$ 79,475.68	\$ 7,341.51	0	\$ 250.00	\$ 87,067.19	0	14
BAILY, ANDREW S.	MS Technology Teacher	\$ 70,035.68	\$ 24,677.20	0	\$ 250.00	\$ 94,962.88	0	14
BAKER, DEBORAH A.	Cross Categorical Teacher	\$ 102,818.38	\$ 11,007.76	0	\$ 250.00	\$ 114,076.14	0	14
BAKER, MELISSA M.	HS FACS Teacher	\$ 87,784.87	\$ 12,122.01	0	\$ 250.00	\$ 100,156.88	0	14
BALCHUNAS, ANTHONY J.	ELEM PE Teacher	\$ 67,419.46	\$ 25,805.13	0	\$ 250.00	\$ 93,474.59	0	14
BALLARD, KEVIN J.	Media Teacher	\$ 127,694.04	\$ 10,757.79	0	\$ 250.00	\$ 138,701.83	0	14
BALLERINE, RENEE E.	Cross Categorical Teacher	\$ 104,913.51	\$ 18,062.73	0	\$ 250.00	\$ 123,226.24	0	14
BALONGAG, MARK R.	Voc Ed/300 Plus	\$ 62,285.41	\$ 12,625.41	0	\$ 250.00	\$ 75,160.82	0	14
BARRERA, ROMAN	Night Custodian	\$ 53,819.04	\$ 25,805.13	0	\$ -	\$ 79,624.17	20	15
BARTELS, SAMANTHA L.	HS FACS Teacher	\$ 79,600.01	\$ 18,249.45	0	\$ 250.00	\$ 98,099.46	0	14
BARTH, JULIE M.	School Social Worker	\$ 69,192.44	\$ 10,740.28	0	\$ 250.00	\$ 80,182.72	0	14
BARTH, KIERSTIN M.	Speech Pathologist	\$ 69,217.29	\$ 9,801.46	0	\$ 250.00	\$ 79,268.75	0	14
BARTLETT, ERIKA L.	Cross Categorical Teacher	\$ 64,775.13	\$ 18,601.18	0	\$ 250.00	\$ 83,626.31	0	14
BASSO, KRISTIN M.	ELEM Interventionist - ELA	\$ 67,314.59	\$ 18,249.45	0	\$ 250.00	\$ 85,814.04	0	14
BATES, LAURA A.	ELEM Fifth Grade Teacher	\$ 92,415.13	\$ 7,261.95	0	\$ 250.00	\$ 99,927.08	0	14
BATTAGLIA, NANCY H.	Director	\$ 123,768.13	\$ 33,851.22	\$ 2,700.00	\$ 300.00	\$ 160,619.35	25	14
BAUER, JEREMY W.	HS PE Teacher	\$ 104,875.67	\$ 18,062.73	0	\$ 250.00	\$ 123,188.40	0	14
BAUMANN, ALISHA A.	ELEM Fourth Grade Teacher	\$ 106,972.96	\$ 28.20	0	\$ 250.00	\$ 107,251.16	0	14
BAYLESS GALLIGAR, GINA L.	Speech Pathologist	\$ 109,113.52	\$ 981.46	0	\$ 250.00	\$ 110,344.98	0	14
BAYLIAN, LAUREN D.	ELEM Interventionist - ELA	\$ 69,295.13	\$ 7,341.51	0	\$ 250.00	\$ 76,886.64	0	14

Community Unit School District 300

Public Act 097-0609

Compensation Package of \$75,000+ for the 2023-2024 School Year

As of 9/5/2023

Name	Primary Position	Salary with pension	Health, Dental, Vision, & Life Insurance	Mileage	HRA Deposit	Total Compensation Package	Vacation/Flex Days/Hours	Sick & Personal Days/Hours
BAYS, JILL A.	School Psychologist	\$ 89,540.53	\$ 375.24	0	\$ 250.00	\$ 90,165.77	0	14
BEATTY, MELISSA L.	ELEM Assistant Principal	\$ 93,116.49	\$ 26,054.02	\$ 900.00	\$ 300.00	\$ 120,370.51	4	14
BEGORA, SEAN P.	HS Social Studies Teacher	\$ 100,953.50	\$ 18,062.73	0	\$ 250.00	\$ 119,266.23	0	14
BEHE, AMANDA M.	Certified Nurse	\$ 58,694.05	\$ 16,432.91	0	\$ 250.00	\$ 75,376.96	0	14
BELICK, BENJAMIN R.	ELEM Third Grade Teacher	\$ 85,376.21	\$ 18,743.11	0	\$ 250.00	\$ 104,369.32	0	14
BELICK, JILL B.	ELEM Assistant Principal	\$ 94,980.23	\$ 170.03	\$ 900.00	\$ 300.00	\$ 96,350.26	4	14
BELLIE, MARISA K.	ELEM Orchestra Teacher	\$ 68,660.55	\$ 11,007.76	0	\$ 250.00	\$ 79,918.31	0	14
BENDING, BRETT	HS Principal	\$ 202,980.64	\$ 33,786.32	\$ 1,500.00	\$ 300.00	\$ 238,566.96	25	14
BENNETT, MATTHEW R.	HS Associate Principal-Operations	\$ 120,318.67	\$ 9,312.15	\$ 900.00	\$ 300.00	\$ 130,830.82	25	14
BENNETT, SANDRA M.	ELEM First Grade Teacher	\$ 127,694.04	\$ 25,991.85	0	\$ 250.00	\$ 153,935.89	0	14
BENNETT, TAMMY L.	ELEM Interventionist - ELA	\$ 130,903.48	\$ 187.08	0	\$ 250.00	\$ 131,340.56	0	14
BENTSEN, KURT W.	HS PE Teacher	\$ 89,540.53	\$ 28.20	0	\$ 250.00	\$ 89,818.73	0	14
BERINGER, ROBERT J.	HS Business Teacher	\$ 87,752.42	\$ 375.24	0	\$ 250.00	\$ 88,377.66	0	14
BERNAHL, CLAIRE M.	Cross Categorical Teacher	\$ 68,660.55	\$ 25,991.85	0	\$ 250.00	\$ 94,902.40	0	14
BERNAKY, SARAH E.	Elementary Principal	\$ 122,725.27	\$ 26,106.95	\$ 1,500.00	\$ 300.00	\$ 150,632.22	25	14
BERNSTEIN, SARAH M.	ELEM Third Grade Teacher	\$ 70,681.08	\$ 22,962.93	0	\$ 250.00	\$ 93,894.01	0	14
BESCHORNER, ALEXA R.	ELEM Fifth Grade Teacher	\$ 67,314.59	\$ 9,801.46	0	\$ 250.00	\$ 77,366.05	0	14
BETTS, JONATHAN R.	ELEM Fifth Grade Teacher	\$ 94,988.11	\$ 25,805.13	0	\$ 250.00	\$ 121,043.24	0	14
BIALLAS, LISA M.	ELEM First Grade Teacher	\$ 125,972.48	\$ 18,743.38	0	\$ 250.00	\$ 144,965.86	0	14
BIEGELMANN, KRISTINA P.	Dir Pupil Personnel Services	\$ 143,785.70	\$ 13,109.16	\$ 2,700.00	\$ 300.00	\$ 159,894.86	25	14
BIGLER, JOHN M.	HS English Teacher	\$ 92,415.13	\$ 11,588.56	0	\$ 250.00	\$ 104,253.69	0	14
BILLINGS, JESSICA K.	HS English Teacher	\$ 104,875.67	\$ 25,991.85	0	\$ 250.00	\$ 131,117.52	0	14
BIRKHEAD, BRADFORD L.	MS Social Studies Teacher	\$ 89,540.53	\$ 28.20	0	\$ 250.00	\$ 89,818.73	0	14
BIRKHEAD, VIDA A.	ELEM First Grade Teacher	\$ 109,151.35	\$ 18,249.45	0	\$ 250.00	\$ 127,650.80	0	14
BISHOP, MATTHEW D.	MS Band Teacher	\$ 64,801.09	\$ 11,087.32	0	\$ 250.00	\$ 76,138.41	0	14
BJORVIK, KATE E.	MS Language Arts Teacher	\$ 64,702.71	\$ 11,007.76	0	\$ 250.00	\$ 75,960.47	0	14
BLADES, TERRY R.	Cross Categorical Teacher	\$ 89,540.53	\$ 947.88	0	\$ 250.00	\$ 90,738.41	0	14
BLAUS, KERRI K.	ELEM Second Grade Teacher	\$ 120,769.27	\$ 18,414.46	0	\$ 250.00	\$ 139,433.73	0	14
BLOMQUIST, JOHN M.	MS Language Arts Teacher	\$ 118,107.03	\$ 11,007.76	0	\$ 250.00	\$ 129,364.79	0	14
BLOMQUIST, NICOLL P.	MS Social Studies Teacher	\$ 78,037.84	\$ 11,007.76	0	\$ 250.00	\$ 89,295.60	0	14
BLOOMBERG, BRYAN M.	MS PE Teacher	\$ 117,969.73	\$ 18,062.73	0	\$ 250.00	\$ 136,282.46	0	14
BLOOMBERG, MARISA A.	ELEM First Grade Teacher	\$ 89,508.10	\$ 1,134.60	0	\$ 250.00	\$ 90,892.70	0	14
BLOOMBERG, ROXANNE C.	HS Health Teacher	\$ 79,475.68	\$ 947.88	0	\$ 250.00	\$ 80,673.56	0	14
BLUM, KELLY A.	HS English Teacher	\$ 93,267.02	\$ 947.88	0	\$ 250.00	\$ 94,464.90	0	14
BOCKA, KARINA M.	Cross Categorical Teacher	\$ 67,314.59	\$ 9,801.46	0	\$ 250.00	\$ 77,366.05	0	14
BODY, CLINTON J.	School Psychologist	\$ 109,113.52	\$ 18,249.45	0	\$ 250.00	\$ 127,612.97	0	14
BOEKENHAUER, SONJA E.	MS Science Teacher	\$ 82,060.55	\$ 187.08	0	\$ 250.00	\$ 82,497.63	0	14

Community Unit School District 300

Public Act 097-0609

Compensation Package of \$75,000+ for the 2023-2024 School Year

As of 9/5/2023

Name	Primary Position	Salary with pension	Health, Dental, Vision, & Life Insurance	Mileage	HRA Deposit	Total Compensation Package	Vacation/Flex Days/Hours	Sick & Personal Days/Hours
BOHLEN, TRACI L.	ELEM Second Grade Teacher	\$ 70,035.68	\$ 24,490.48	0	\$ 250.00	\$ 94,776.16	0	14
BOLANDER, KELSEY L.	ELEM Second Grade Teacher	\$ 58,694.05	\$ 22,776.21	0	\$ 250.00	\$ 81,720.26	0	14
BOLAS, KELLY D.	ELEM Interventionist - Math	\$ 98,824.87	\$ 18,140.70	0	\$ 250.00	\$ 117,215.57	0	14
BOLDING, LYNDA L.	HS Social Studies Teacher	\$ 93,158.91	\$ 11,007.76	0	\$ 250.00	\$ 104,416.67	0	14
BOLDT, RYAN T.	Technology Support Supervisor	\$ 71,447.01	\$ 18,249.45	0	\$ 250.00	\$ 89,946.46	10	15
BONCUORE, STEPHANIE A.	Non Certified Nurse	\$ 88,395.76	\$ 7,341.51	0	\$ 250.00	\$ 95,987.27	0	14
BONE, MANDY L.	ELEM Second Grade Teacher	\$ 94,988.11	\$ 28.20	0	\$ 250.00	\$ 95,266.31	0	14
BORHART, JASON A.	HS Math Teacher	\$ 102,856.22	\$ 28.20	0	\$ 250.00	\$ 103,134.42	0	14
BORKOWSKI, EVAN G.	Instructional Coach - Math	\$ 95,130.80	\$ 18,743.11	0	\$ 250.00	\$ 114,123.91	0	14
BOSCARINO, KATHLEEN A.	ELEM First Grade Teacher	\$ 70,035.68	\$ 12,438.69	0	\$ 250.00	\$ 82,724.37	0	14
BOSCH TORRENT, DAVID	MS Dual Language	\$ 77,917.83	\$ 367.08	0	\$ 250.00	\$ 78,534.91	0	14
BOSTEDT, COURTNEY K.	Speech Pathologist	\$ 69,217.29	\$ 11,007.76	0	\$ 250.00	\$ 80,475.05	0	14
BOWEN, KIMBERLY K.	MS Language Arts Teacher	\$ 97,129.79	\$ 13,230.18	0	\$ 250.00	\$ 110,609.97	0	14
BOWERS, JUSTIN J.	HS Science Teacher	\$ 91,298.37	\$ 25,805.13	0	\$ 250.00	\$ 117,353.50	0	14
BOYLE, KAREN L.	Board Certified Behavior Analyst	\$ 79,507.02	\$ 25,991.85	0	\$ 250.00	\$ 105,748.87	0	14
BRADSTREET, SARAH A.	MS Math Teacher	\$ 82,060.55	\$ 25,805.13	0	\$ 250.00	\$ 108,115.68	0	14
BRAKER, CALVIN J.	HS Social Studies Teacher	\$ 86,031.35	\$ 18,062.73	0	\$ 250.00	\$ 104,344.08	0	14
BRANDT, MITCHELL L.	HS Industrial Tech Teacher	\$ 100,687.57	\$ 18,929.83	0	\$ 250.00	\$ 119,867.40	0	14
BRANNAN, AMY T.	HS Health Teacher	\$ 91,332.96	\$ 22,776.21	0	\$ 250.00	\$ 114,359.17	0	14
BREDLAU, ROSE A.	HS Business Teacher	\$ 64,018.39	\$ 24,677.20	0	\$ 250.00	\$ 88,945.59	0	14
BREEZE, JENNIFER L.	MS Principal	\$ 147,391.22	\$ 26,151.34	\$ 1,500.00	\$ 300.00	\$ 175,342.56	25	14
BRICE, COLIN R.	HS PE Teacher	\$ 68,660.55	\$ 11,007.76	0	\$ 250.00	\$ 79,918.31	0	14
BRISTER, NICOLE M.	Speech Pathologist	\$ 69,217.29	\$ 16,868.37	0	\$ 250.00	\$ 86,335.66	0	14
BRITO, JAZMIN	Speech Pathologist	\$ 72,015.13	\$ 7,261.95	0	\$ 250.00	\$ 79,527.08	0	14
BROCKER, WILLIAM A.	HS Band Teacher	\$ 67,314.59	\$ 24,677.20	0	\$ 250.00	\$ 92,241.79	0	14
BROCKWAY, ANDREA M.	ELEM Interventionist - ELA	\$ 71,434.60	\$ 18,249.45	0	\$ 250.00	\$ 89,934.05	0	14
BRODERICK, SANDRA L.	Technology Support Supervisor	\$ 79,147.02	\$ 18,569.28	0	\$ 250.00	\$ 97,966.30	20	15
BROMBERG, MAGDALENA A.	MS Spanish Teacher	\$ 74,919.99	\$ 7,261.95	0	\$ 250.00	\$ 82,431.94	0	14
BROWN, ADAM C.	ELEM Music Teacher	\$ 73,536.22	\$ 8,029.47	0	\$ 250.00	\$ 81,815.69	0	14
BROWN, CAITLIN C.	HS Science Teacher	\$ 63,433.51	\$ 18,062.73	0	\$ 250.00	\$ 81,746.24	0	14
BROWN, SARA E.	Cross Categorical Teacher	\$ 79,600.01	\$ 28.20	0	\$ 250.00	\$ 79,878.21	0	14
BROWN, SEAN A.	MS Math Teacher	\$ 104,072.43	\$ 25,805.13	0	\$ 250.00	\$ 130,127.56	0	14
BRUCE, RANDY J.	ELEM First Grade Teacher	\$ 87,887.56	\$ 18,249.45	0	\$ 250.00	\$ 106,387.01	0	14
BRUHN, STEVEN D.	MS Health Teacher	\$ 109,113.52	\$ 25,805.13	0	\$ 250.00	\$ 135,168.65	0	14
BRUNS, FABIOLA L.	ELEM Fourth Grade Teacher	\$ 74,919.99	\$ 28.20	0	\$ 250.00	\$ 75,198.19	0	14
BRUNSTRUM, JEFFREY R.	Division Head	\$ 122,070.33	\$ 33,848.51	\$ 900.00	\$ 300.00	\$ 157,118.84	4	14
BRYERTON, JENNIFER R.	MS Language Arts Teacher	\$ 81,065.94	\$ 7,261.95	0	\$ 250.00	\$ 88,577.89	0	14

Community Unit School District 300

Public Act 097-0609

Compensation Package of \$75,000+ for the 2023-2024 School Year

As of 9/5/2023

Name	Primary Position	Salary with pension	Health, Dental, Vision, & Life Insurance	Mileage	HRA Deposit	Total Compensation Package	Vacation/Flex Days/Hours	Sick & Personal Days/Hours
BRYSON, SERENA J.	Speech Pathologist	\$ 100,803.24	\$ 25,991.85	0	\$ 250.00	\$ 127,045.09	0	14
BUCHANAN, MEGGAN M.	Elementary Principal	\$ 120,318.67	\$ 21,816.74	\$ 1,500.00	\$ 300.00	\$ 143,935.41	25	14
BUCKLEY, SHANNON L.	HS English Teacher	\$ 84,342.71	\$ 10,837.35	0	\$ 250.00	\$ 95,430.06	0	14
BUDNICK, STEVEN J.	Building Manager	\$ 77,405.02	\$ 18,062.73	0	\$ 250.00	\$ 95,717.75	15	15
BUHROW, MICHELLE U.	HS Business Teacher	\$ 106,972.96	\$ 18,062.73	0	\$ 250.00	\$ 125,285.69	0	14
BUHROW, RENEE L.	ELEM Second Grade Teacher	\$ 114,269.09	\$ 18,391.65	0	\$ 250.00	\$ 132,910.74	0	14
BUJAK, KATHLEEN T.	ELEM Third Grade Teacher	\$ 67,314.59	\$ 18,062.73	0	\$ 250.00	\$ 85,627.32	0	14
BUKSOVA, ALEXANDRA	HS Science Teacher	\$ 64,702.71	\$ 25,904.37	0	\$ 250.00	\$ 90,857.08	0	14
BULMANN, SANDRA R.	HS Interventionist - Math	\$ 67,861.62	\$ 11,087.32	0	\$ 250.00	\$ 79,198.94	0	14
BUMBALES, KELSEY A.	Cognitive Disabilities Teacher	\$ 76,420.54	\$ 9,801.46	0	\$ 250.00	\$ 86,472.00	0	14
BUNKE, RACHEL A.	Speech Pathologist	\$ 66,531.90	\$ 10,930.00	0	\$ 250.00	\$ 77,711.90	0	14
BURGER, TERESA L.	ELEM Third Grade Dual Language Teacher	\$ 98,069.19	\$ 11,087.32	0	\$ 250.00	\$ 109,406.51	0	14
BURGESS, JACQUELINE R.	School Social Worker	\$ 89,508.10	\$ 9,801.46	0	\$ 250.00	\$ 99,559.56	0	14
BURGWALDT, MICHELLE L.	Multi Needs Teacher	\$ 104,072.43	\$ 25,991.85	0	\$ 250.00	\$ 130,314.28	0	14
BURKE, MELISSA A.	ELEM Kindergarten Teacher	\$ 63,530.80	\$ 25,991.85	0	\$ 250.00	\$ 89,772.65	0	14
BURKE, SUSAN M.	ELEM Second Grade Teacher	\$ 133,877.30	\$ 18,711.48	0	\$ 250.00	\$ 152,838.78	0	14
BURKE, TRACY S.	ELEM Third Grade Teacher	\$ 121,079.93	\$ 18,249.45	0	\$ 250.00	\$ 139,579.38	0	14
BURKEY, NIKI M.	Assistant Superintendent	\$ 169,846.01	\$ 26,188.39	\$ 2,700.00	\$ 300.00	\$ 199,034.40	25	14
BUSCH, JESSICA R.	ELEM Interventionist - ELA	\$ 72,095.13	\$ 11,616.40	0	\$ 250.00	\$ 83,961.53	0	14
BUSTAMANTE, KRISTINA N.	Speech Pathologist	\$ 82,594.58	\$ 16,274.03	0	\$ 250.00	\$ 99,118.61	0	14
BUTERA, JAYNE M.	ELEM Third Grade Teacher	\$ 102,031.36	\$ 25,991.85	0	\$ 250.00	\$ 128,273.21	0	14
CABLE, KATHERINE L.	ELEM Fifth Grade Teacher	\$ 58,603.25	\$ 17,746.05	0	\$ 250.00	\$ 76,599.30	0	14
CABRERA, NILDA E.	ELEM Fifth Grade Dual Language Teacher	\$ 64,801.09	\$ 25,991.85	0	\$ 250.00	\$ 91,042.94	0	14
CABRERA-COLOMER, MIREIA	HS Spanish Teacher	\$ 81,065.94	\$ 6,923.07	0	\$ 250.00	\$ 88,239.01	0	14
CAHILL, DAVID L.	ELEM Music Teacher	\$ 75,810.81	\$ 18,249.45	0	\$ 250.00	\$ 94,310.26	0	14
CAIN, JENNIFER E.	ELEM First Grade Teacher	\$ 87,083.24	\$ 10,757.79	0	\$ 250.00	\$ 98,091.03	0	14
CALERO DE TENA, MARIA D.	ELEM Fourth Grade Dual Language Teacher	\$ 68,660.55	\$ 7,261.95	0	\$ 250.00	\$ 76,172.50	0	14
CALLAHAN, COLLEEN M.	Supervisory Dean	\$ 87,527.48	\$ 13,008.75	\$ 900.00	\$ 300.00	\$ 101,736.23	4	14
CAMPBELL, ANN M.	MS Science Teacher	\$ 111,334.05	\$ 7,261.95	0	\$ 250.00	\$ 118,846.00	0	14
CAMPBELL, ANTHONY D.	MS Exploratory Teacher	\$ 125,972.48	\$ 24,677.20	0	\$ 250.00	\$ 150,899.68	0	14
CAMPBELL, LISA M.	MS Science Teacher	\$ 89,730.70	\$ 28.20	0	\$ 250.00	\$ 90,008.90	0	14
CAMPOS-RIVERA, ALICIA	Cross Categorical Teacher	\$ 68,939.49	\$ 11,087.32	0	\$ 250.00	\$ 80,276.81	0	14
CANCIO, EUGENE G.	Tech Coordinator I- Admin Zone	\$ 69,655.89	\$ 7,184.19	0	\$ 250.00	\$ 77,090.08	20	15
CANO, JESSICA D.	ELEM Interventionist - Bilingual	\$ 71,434.60	\$ 18,249.45	0	\$ 250.00	\$ 89,934.05	0	14
CAPPAS, JOHN P.	MS Social Studies Teacher	\$ 84,901.77	\$ 18,382.56	0	\$ 250.00	\$ 103,534.33	0	14
CAPPELLO, COURTNEY L.	Emotional Disorder Teacher	\$ 81,192.44	\$ 18,249.45	0	\$ 250.00	\$ 99,691.89	0	14
CARAMELA, CHRISTOPHER L.	Division Head	\$ 122,070.33	\$ 13,487.28	\$ 900.00	\$ 300.00	\$ 136,757.61	4	14

Community Unit School District 300

Public Act 097-0609

Compensation Package of \$75,000+ for the 2023-2024 School Year

As of 9/5/2023

Name	Primary Position	Salary with pension	Health, Dental, Vision, & Life Insurance	Mileage	HRA Deposit	Total Compensation Package	Vacation/Flex Days/Hours	Sick & Personal Days/Hours
CARBERRY, DARCIA E.	Cross Categorical Teacher	\$ 64,702.71	\$ 25,805.13	0	\$ 250.00	\$ 90,757.84	0	14
CARIOSCIA, KRISTINA L.	ELEM Interventionist - ELA	\$ 87,887.56	\$ 24,490.48	0	\$ 250.00	\$ 112,628.04	0	14
CARLEY, STEPHANIE L.	HS English Teacher	\$ 89,540.53	\$ 25,805.13	0	\$ 250.00	\$ 115,595.66	0	14
CARLON, DONALD J.	MS Exploratory Teacher	\$ 94,988.11	\$ 18,249.45	0	\$ 250.00	\$ 113,487.56	0	14
CARLSON, ROBERT S.	HS Science Teacher	\$ 73,536.22	\$ 18,249.45	0	\$ 250.00	\$ 92,035.67	0	14
CARR, CHRISTOPHER A.	HS Industrial Tech Teacher	\$ 94,988.11	\$ 24,677.20	0	\$ 250.00	\$ 119,915.31	0	14
CARROLL, CASSANDRA	MS Interventionist	\$ 81,065.94	\$ 18,743.11	0	\$ 250.00	\$ 100,059.05	0	14
CARROLL, RINA J.	MS Math Teacher	\$ 86,165.40	\$ 18,249.45	0	\$ 250.00	\$ 104,664.85	0	14
CARROZZA, SANDY M.	School Psychologist	\$ 123,184.50	\$ 13,043.46	0	\$ 250.00	\$ 136,477.96	0	14
CARTER, MELIA J.	School Social Worker	\$ 76,420.54	\$ 18,743.11	0	\$ 250.00	\$ 95,413.65	0	14
CARVER, TANYA S.	ELEM Kindergarten Teacher	\$ 58,670.26	\$ 18,601.18	0	\$ 250.00	\$ 77,521.44	0	14
CASEY, VICKIE	Cross Categorical Teacher	\$ 68,660.55	\$ 11,338.59	0	\$ 250.00	\$ 80,249.14	0	14
CASSIERE, TOINETTE L.	Emotional Disorder Teacher	\$ 72,865.95	\$ 25,991.85	0	\$ 250.00	\$ 99,107.80	0	14
CASTILLO, MIRIAM	School Social Worker	\$ 65,225.94	\$ 12,625.41	0	\$ 250.00	\$ 78,101.35	0	14
CASTILLOVEITIA-MALDONADO, TIARA L.	Bilingual Special Ed Teacher	\$ 74,408.64	\$ 11,095.24	0	\$ 250.00	\$ 85,753.88	0	14
CHABI, DEBORAH A.	HS Science Teacher	\$ 97,378.59	\$ 10,568.98	0	\$ 250.00	\$ 108,197.57	0	14
CHARLETON, CATHERINE M.	ELEM First Grade Teacher	\$ 60,969.72	\$ 17,746.05	0	\$ 250.00	\$ 78,965.77	0	14
CHAVEZ, JESSE R.	Tech Coordinator	\$ 76,379.00	\$ 17,746.05	0	\$ 250.00	\$ 94,375.05	15	15
CHERRY, CHRISTOPHER C.	HS Vocal Music Teacher	\$ 85,376.21	\$ 10,757.79	0	\$ 250.00	\$ 96,384.00	0	14
CHERRY, KAREN L.	HS Social Studies Teacher	\$ 72,865.95	\$ 18,326.98	0	\$ 250.00	\$ 91,442.93	0	14
CHIAPPETTA-MURRAY, CHERYL L.	MS Art Teacher	\$ 87,887.56	\$ 18,249.45	0	\$ 250.00	\$ 106,387.01	0	14
CHILCUTT, RONALD W.	Education Service Specialist	\$ 119,676.93	\$ 24,577.85	\$ 1,500.00	\$ 300.00	\$ 146,054.78	25	14
CHISM, STACY L.	ELEM Third Grade Teacher	\$ 95,020.54	\$ 18,249.45	0	\$ 250.00	\$ 113,519.99	0	14
CHMELIK, TAMMY S.	ELEM Kindergarten Teacher	\$ 93,124.32	\$ 18,569.28	0	\$ 250.00	\$ 111,943.60	0	14
CHRISTIAN, JENNIFER C.	Division Head	\$ 137,471.41	\$ 246.13	\$ 900.00	\$ 300.00	\$ 138,917.54	4	14
CHRISTIAN, KEVIN J.	HS Math Teacher	\$ 98,824.87	\$ 24,677.20	0	\$ 250.00	\$ 123,752.07	0	14
CHRISTY, STEVEN R.	Cross Categorical Teacher	\$ 58,603.25	\$ 25,991.85	0	\$ 250.00	\$ 84,845.10	0	14
CHURCH, JENNIFER N.	ELEM Kindergarten Teacher	\$ 60,969.72	\$ 17,494.78	0	\$ 250.00	\$ 78,714.50	0	14
CHUY, AMANDA J.	ELEM Third Grade Dual Language Teacher	\$ 75,810.81	\$ 18,249.45	0	\$ 250.00	\$ 94,310.26	0	14
CIMERA, LYNN M.	Autism Teacher	\$ 125,972.48	\$ 25,991.85	0	\$ 250.00	\$ 152,214.33	0	14
CLARK, JUDY D.	HR Coordinator	\$ 66,833.00	\$ 22,776.21	0	\$ 250.00	\$ 89,859.21	10	15
CLEYS, STACY M.	HS English Teacher	\$ 79,475.68	\$ 17,587.17	0	\$ 250.00	\$ 97,312.85	0	14
CLINTON, GINA M.	School Psychologist	\$ 84,375.13	\$ 11,087.32	0	\$ 250.00	\$ 95,712.45	0	14
CNOTA, SYLVIA	Cognitive Disabilities Teacher	\$ 84,551.78	\$ 7,261.95	0	\$ 250.00	\$ 92,063.73	0	14
COCHREN, KATREENA M.	ELEM Third Grade Teacher	\$ 60,969.72	\$ 16,619.63	0	\$ 250.00	\$ 77,839.35	0	14
COLEMAN, JENNIFER M.	HS English Teacher	\$ 89,508.10	\$ 11,087.32	0	\$ 250.00	\$ 100,845.42	0	14
COLLER, JULIE T.	ELEM Interventionist - ELA	\$ 81,065.94	\$ 28.20	0	\$ 250.00	\$ 81,344.14	0	14

Community Unit School District 300

Public Act 097-0609

Compensation Package of \$75,000+ for the 2023-2024 School Year

As of 9/5/2023

Name	Primary Position	Salary with pension	Health, Dental, Vision, & Life Insurance	Mileage	HRA Deposit	Total Compensation Package	Vacation/Flex Days/Hours	Sick & Personal Days/Hours
COLLETTI, STACY L.	Pre-Primary Facilitator	\$ 75,006.48	\$ 11,007.76	0	\$ 250.00	\$ 86,264.24	0	14
COLLINS, DANIELLE C.	ELEM Third Grade Teacher	\$ 73,536.22	\$ 18,062.73	0	\$ 250.00	\$ 91,848.95	0	14
COLLINS, KERI L.	ELEM Fifth Grade Teacher	\$ 109,113.52	\$ 10,757.79	0	\$ 250.00	\$ 120,121.31	0	14
COLLINS, MOLLY J.	Cross Categorical Teacher	\$ 70,035.68	\$ 12,438.69	0	\$ 250.00	\$ 82,724.37	0	14
COLUMBARO, CHRISTOPHER A.	Elementary Principal	\$ 155,647.24	\$ 25,979.15	\$ 1,500.00	\$ 300.00	\$ 183,426.39	25	14
CONLIN, PATRICK T.	Cross Categorical Teacher	\$ 64,702.71	\$ 10,936.36	0	\$ 250.00	\$ 75,889.07	0	14
CONNELL, ELIZABETH A.	MS Language Arts Teacher	\$ 117,969.73	\$ 10,757.79	0	\$ 250.00	\$ 128,977.52	0	14
CONSIGLIO, DONNA S.	ELEM Second Grade Teacher	\$ 71,434.60	\$ 9,881.02	0	\$ 250.00	\$ 81,565.62	0	14
CONTRERAS, SAMANTHA S.	Instructional Coach - Language	\$ 63,502.71	\$ 18,249.45	0	\$ 250.00	\$ 82,002.16	0	14
CONTRERAS, TELESFORO	Head Custodian	\$ 60,469.94	\$ 18,249.45	0	\$ -	\$ 78,719.39	24	15
COOK, AMANDA J.	ELEM First Grade Teacher	\$ 63,530.80	\$ 25,805.13	0	\$ 250.00	\$ 89,585.93	0	14
COOK, JULIE J.	Certified Nurse	\$ 67,419.46	\$ 18,249.45	0	\$ 250.00	\$ 85,918.91	0	14
COOK, LAUREN D.	MS Interventionist - ELA	\$ 71,434.60	\$ 18,062.73	0	\$ 250.00	\$ 89,747.33	0	14
COONS, NICOLE M.	Autism Teacher	\$ 69,295.13	\$ 25,805.13	0	\$ 250.00	\$ 95,350.26	0	14
CORNELISSEN, ROBYN M.	Comptroller	\$ 127,002.19	\$ 32,542.35	\$ 2,700.00	\$ 300.00	\$ 162,544.54	25	14
CORNELIUS, TERRI R.	Cross Categorical Teacher	\$ 59,867.04	\$ 18,929.83	0	\$ 250.00	\$ 79,046.87	0	14
CORRIVEAU, KRISTIN N.	Director	\$ 182,970.21	\$ 13,249.49	\$ 2,700.00	\$ 300.00	\$ 199,219.70	25	14
CORTESE, CYNTHIA A.	MS PE Teacher	\$ 115,832.43	\$ 11,139.40	0	\$ 250.00	\$ 127,221.83	0	14
COSGROVE, MICHAEL J.	HS Business Teacher	\$ 71,985.95	\$ 10,837.35	0	\$ 250.00	\$ 83,073.30	0	14
COURTNEY, DYANNA K.	Speech Pathologist	\$ 82,687.57	\$ 18,382.56	0	\$ 250.00	\$ 101,320.13	0	14
CRAIL, KENDRA M.	ELEM First Grade Teacher	\$ 77,948.12	\$ 28.20	0	\$ 250.00	\$ 78,226.32	0	14
CREEGAN, MICHELLE M.	ELEM Fifth Grade Teacher	\$ 94,988.11	\$ 18,382.56	0	\$ 250.00	\$ 113,620.67	0	14
CRIM, BRADLEY	HS Math Teacher	\$ 56,414.05	\$ 25,805.13	0	\$ 250.00	\$ 82,469.18	0	14
CROSSMAN, CARLY B.	School Social Worker	\$ 69,217.29	\$ 10,757.79	0	\$ 250.00	\$ 80,225.08	0	14
CROTTY KAGAN, SHEILA A.	Director	\$ 132,841.76	\$ 25,938.26	\$ 2,700.00	\$ 300.00	\$ 161,780.02	25	14
CROWLEY, KATHERINE C.	HS Social Studies Teacher	\$ 93,124.32	\$ 11,775.28	0	\$ 250.00	\$ 105,149.60	0	14
CROWLEY, SHONDA M.	Speech Pathologist	\$ 91,298.37	\$ 18,249.45	0	\$ 250.00	\$ 109,797.82	0	14
CRUMPLEY, BRYAN I.	MS Social Studies Teacher	\$ 58,603.25	\$ 18,062.73	0	\$ 250.00	\$ 76,915.98	0	14
CUKIERSKI, JOSEPH M.	HS Science Teacher	\$ 63,530.80	\$ 25,805.13	0	\$ 250.00	\$ 89,585.93	0	14
CULPEPPER, CAMBRON E.	Supervisory Dean	\$ 87,527.48	\$ 17,446.93	\$ 900.00	\$ 300.00	\$ 106,174.41	4	14
CURRY, CARRIE M.	MS Language Arts Teacher	\$ 104,875.67	\$ 28.20	0	\$ 250.00	\$ 105,153.87	0	14
CWICK, CHRISTINA M.	Certified Nurse	\$ 63,530.80	\$ 11,588.56	0	\$ 250.00	\$ 75,369.36	0	14
CYRWUS, BONNIE J.	MS Social Studies Teacher	\$ 70,035.68	\$ 9,801.46	0	\$ 250.00	\$ 80,087.14	0	14
DACY, MEGGAN M.	Elementary Principal	\$ 117,959.33	\$ 211.14	\$ 1,500.00	\$ 300.00	\$ 119,970.47	25	14
DAHLBERG, CHRISTINA M.	ELEM First Grade Teacher	\$ 83,236.62	\$ 18,929.83	0	\$ 250.00	\$ 102,416.45	0	14
DANCA, KAREN L.	ELEM Interventionist - Math	\$ 57,542.71	\$ 18,414.46	0	\$ 250.00	\$ 76,207.17	0	14
DANG, VINH T.	ELEM Fourth Grade Teacher	\$ 65,995.67	\$ 18,249.45	0	\$ 250.00	\$ 84,495.12	0	14

Community Unit School District 300

Public Act 097-0609

Compensation Package of \$75,000+ for the 2023-2024 School Year

As of 9/5/2023

Name	Primary Position	Salary with pension	Health, Dental, Vision, & Life Insurance	Mileage	HRA Deposit	Total Compensation Package	Vacation/Flex Days/Hours	Sick & Personal Days/Hours
DANHOF, DANIELLE M.	ELEM Third Grade Teacher	\$ 61,064.87	\$ 18,090.57	0	\$ 250.00	\$ 79,405.44	0	14
DANIELSON, NATHAN G.	HS Associate Principal-Instruction	\$ 143,793.42	\$ 26,144.49	\$ 900.00	\$ 300.00	\$ 171,137.91	25	14
DAPPER, VICTORIA E.	School Counselor	\$ 67,861.62	\$ 10,837.35	0	\$ 250.00	\$ 78,948.97	0	14
DAVIS, JACQUELYN R.	MS Band Teacher	\$ 73,536.22	\$ 18,062.73	0	\$ 250.00	\$ 91,848.95	0	14
DAVIS, JEFFERY C.	School Counselor	\$ 76,420.54	\$ 24,490.48	0	\$ 250.00	\$ 101,161.02	0	14
DAVIS, KRISTINA L.	Cross Categorical Teacher	\$ 81,097.31	\$ 7,341.51	0	\$ 250.00	\$ 88,688.82	0	14
DAVIS, MICHAEL C.	HS Social Studies Teacher	\$ 104,072.43	\$ 25,805.13	0	\$ 250.00	\$ 130,127.56	0	14
DAVIS, RAVEN G.	MS Assistant Principal	\$ 100,423.08	\$ 26,067.28	\$ 900.00	\$ 300.00	\$ 127,690.36	25	14
DE JESUS HILL, DIANA DEL CARME	ELEM Fourth Grade Dual Language Teacher	\$ 100,803.24	\$ 18,249.45	0	\$ 250.00	\$ 119,302.69	0	14
DE LA PAZ, ARTURO	ELEM ESL Teacher	\$ 87,887.56	\$ 24,819.40	0	\$ 250.00	\$ 112,956.96	0	14
DE LA PAZ, KARIN L.	Education Service Specialist	\$ 119,150.53	\$ 212.65	\$ 1,500.00	\$ 300.00	\$ 121,163.18	25	14
DE MOSTEYRIN GORDILLO, MARIA CRISTINA	ELEM First Grade Dual Language Teacher	\$ 93,124.32	\$ 18,249.45	0	\$ 250.00	\$ 111,623.77	0	14
DEAN, STEPHANIE J.	Instructional Coach - Math	\$ 77,948.12	\$ 18,601.18	0	\$ 250.00	\$ 96,799.30	0	14
DEDIC, CURT P.	HS Science Teacher	\$ 82,687.57	\$ 25,991.85	0	\$ 250.00	\$ 108,929.42	0	14
DeFAUW, GARRETT C.	Director of Communication Svcs	\$ 110,563.73	\$ 30,798.70	\$ 2,700.00	\$ 300.00	\$ 144,362.43	25	14
DEGIULIO, LAURA M.	MS Language Arts Teacher	\$ 93,124.32	\$ 12,438.69	0	\$ 250.00	\$ 105,813.01	0	14
DEIHS, KELSEY A.	ELEM Interventionist - ELA	\$ 81,097.31	\$ 25,832.97	0	\$ 250.00	\$ 107,180.28	0	14
DELARMENTE, RONALD A.	HS Social Studies Teacher	\$ 65,995.67	\$ 25,991.85	0	\$ 250.00	\$ 92,237.52	0	14
DELGADO, XENIA	Coordinator	\$ 106,269.22	\$ 17,480.39	\$ 2,700.00	\$ 300.00	\$ 126,749.61	25	14
DELONG, JENNIFER A.	MS Social Studies Teacher	\$ 102,972.98	\$ 11,007.76	0	\$ 250.00	\$ 114,230.74	0	14
DELUGA, DARCY A.	ELEM Second Grade Teacher	\$ 59,867.04	\$ 25,805.13	0	\$ 250.00	\$ 85,922.17	0	14
DeMARCO, CHERYL K.	School Social Worker	\$ 88,229.50	\$ 10,757.79	0	\$ 250.00	\$ 99,237.29	0	14
DEMARS, BONNIE M.	ELEM First Grade Teacher	\$ 77,948.12	\$ 22,776.21	0	\$ 250.00	\$ 100,974.33	0	14
DEMETRIOU, BRIDGET R.	ELEM ESL Teacher	\$ 101,313.25	\$ 11,338.59	0	\$ 250.00	\$ 112,901.84	0	14
DEMUTH, KATHLEEN M.	ELEM Kindergarten Teacher	\$ 64,775.13	\$ 24,677.20	0	\$ 250.00	\$ 89,702.33	0	14
DENG, JESSICA C.	ELEM Fourth Grade Teacher	\$ 84,342.71	\$ 9,801.46	0	\$ 250.00	\$ 94,394.17	0	14
DEVORE, MARY B.	ELEM Pre-Primary Teacher	\$ 91,526.91	\$ 18,062.73	0	\$ 250.00	\$ 109,839.64	0	14
DEWEES, MARY E.	Cross Categorical Teacher	\$ 96,637.11	\$ 11,007.76	0	\$ 250.00	\$ 107,894.87	0	14
DEXTER, COREY L.	ELEM Third Grade Teacher	\$ 79,507.02	\$ 7,341.51	0	\$ 250.00	\$ 87,098.53	0	14
DIAZ, MERARIS	Certified Technology Support	\$ 71,434.60	\$ 16,619.63	0	\$ 250.00	\$ 88,304.23	0	14
DIDRICKSEN, JEFFREY J.	ELEM Second Grade Teacher	\$ 66,097.30	\$ 22,962.93	0	\$ 250.00	\$ 89,310.23	0	14
DIEM, MEGHAN E.	HS Math Teacher	\$ 73,536.22	\$ 11,087.32	0	\$ 250.00	\$ 84,873.54	0	14
DIETZ, DAWN M.	ELEM Assistant Principal	\$ 93,116.49	\$ 166.53	\$ 900.00	\$ 300.00	\$ 94,483.02	4	14
DIETZ, GRANT W.	Cross Categorical Teacher	\$ 70,035.68	\$ 11,963.13	0	\$ 250.00	\$ 82,248.81	0	14
DIFATTA, ELISA M.	ELEM Interventionist - Bilingual	\$ 115,790.26	\$ 18,062.73	0	\$ 250.00	\$ 134,102.99	0	14
DILG, KRISTEN D.	HS FACS Teacher	\$ 63,502.71	\$ 17,143.05	0	\$ 250.00	\$ 80,895.76	0	14
DIMATTEO, STEPHANIE M.	ELEM Assistant Principal	\$ 94,980.23	\$ 653.87	\$ 900.00	\$ 300.00	\$ 96,834.10	4	14

Community Unit School District 300

Public Act 097-0609

Compensation Package of \$75,000+ for the 2023-2024 School Year

As of 9/5/2023

Name	Primary Position	Salary with pension	Health, Dental, Vision, & Life Insurance	Mileage	HRA Deposit	Total Compensation Package	Vacation/Flex Days/Hours	Sick & Personal Days/Hours
DINUZZO, JILL M.	MS PE Teacher	\$ 67,314.59	\$ 17,746.05	0	\$ 250.00	\$ 85,310.64	0	14
DISANTI, KAITLIN A.	School Social Worker	\$ 69,217.29	\$ 9,881.02	0	\$ 250.00	\$ 79,348.31	0	14
DIVITO, AMANDA E.	ELEM Kindergarten Teacher	\$ 72,095.13	\$ 12,279.81	0	\$ 250.00	\$ 84,624.94	0	14
DIXON, MICHELLE L.	Cross Categorical Teacher	\$ 84,342.71	\$ 18,929.83	0	\$ 250.00	\$ 103,522.54	0	14
DODSON, EVERLEAN	Legal Coordinator/Paralegal	\$ 84,611.02	\$ 13,230.18	0	\$ 250.00	\$ 98,091.20	20	15
DOHENY, LISA M.	School Psychologist	\$ 100,837.83	\$ 18,414.46	0	\$ 250.00	\$ 119,502.29	0	14
DOKTOR, AMANDA M.	Cognitive Disabilities Teacher	\$ 65,995.67	\$ 25,991.85	0	\$ 250.00	\$ 92,237.52	0	14
DOLD, DANIEL J.	Building Manager	\$ 80,928.02	\$ 18,249.45	0	\$ 250.00	\$ 99,427.47	20	15
DOLL, LAURA A.	ELEM Fifth Grade Teacher	\$ 58,694.05	\$ 16,432.91	0	\$ 250.00	\$ 75,376.96	0	14
DOMENZ, THOMAS W.	HS Art Teacher	\$ 106,972.96	\$ 28.20	0	\$ 250.00	\$ 107,251.16	0	14
DONATI, AMANDA	School Social Worker	\$ 74,895.14	\$ 13,043.46	0	\$ 250.00	\$ 88,188.60	0	14
DONIS, GINA L.	HS English Teacher	\$ 68,739.47	\$ 11,007.76	0	\$ 250.00	\$ 79,997.23	0	14
DORNBOS, KIMBERLY A.	ELEM Fifth Grade Teacher	\$ 121,079.93	\$ 11,616.40	0	\$ 250.00	\$ 132,946.33	0	14
DOUGLAS, SHERRY L.	MS Exploratory Teacher	\$ 100,803.24	\$ 12,438.69	0	\$ 250.00	\$ 113,491.93	0	14
DRISCOLL, AMY J.	ELEM Second Grade Teacher	\$ 102,818.38	\$ 1,134.60	0	\$ 250.00	\$ 104,202.98	0	14
DRISCOLL, JAMIE M.	MS Assistant Principal	\$ 100,423.08	\$ 179.79	\$ 900.00	\$ 300.00	\$ 101,802.87	25	14
DROBNY, VLADKO R.	ELEM Fourth Grade Teacher	\$ 64,801.09	\$ 12,438.69	0	\$ 250.00	\$ 77,489.78	0	14
DROLEN, ALLISON R.	ELEM Third Grade Teacher	\$ 67,419.46	\$ 18,062.73	0	\$ 250.00	\$ 85,732.19	0	14
DRZIK, BRIDGET E.	HS Math Teacher	\$ 73,536.22	\$ 22,776.21	0	\$ 250.00	\$ 96,562.43	0	14
DUAMROH, ANNA B.	School Social Worker	\$ 69,217.29	\$ 11,007.76	0	\$ 250.00	\$ 80,475.05	0	14
DUBOW, BARBARA A.	ELEM First Grade Teacher	\$ 128,028.22	\$ 11,139.40	0	\$ 250.00	\$ 139,417.62	0	14
DUFFEY, KIMBERLY H.	MS Math Teacher	\$ 125,972.48	\$ 11,139.40	0	\$ 250.00	\$ 137,361.88	0	14
DUGGER, JACLYN S.	HS Science Teacher	\$ 79,507.02	\$ 18,249.45	0	\$ 250.00	\$ 98,006.47	0	14
DUMAS, TIFFANY N.	HS PE Teacher	\$ 68,660.55	\$ 18,249.45	0	\$ 250.00	\$ 87,160.00	0	14
DURAY, MICHELLE J.	ELEM Fifth Grade Teacher	\$ 96,148.11	\$ 11,007.76	0	\$ 250.00	\$ 107,405.87	0	14
DUTTON, JENNIFER E.	HS French Teacher	\$ 77,948.12	\$ 18,414.46	0	\$ 250.00	\$ 96,612.58	0	14
DWYER, LISA M.	HS Math Teacher	\$ 120,468.11	\$ 11,139.40	0	\$ 250.00	\$ 131,857.51	0	14
EHARDT, JEFFREY M.	HS Associate Principal-Operations	\$ 146,669.22	\$ 32,577.54	\$ 900.00	\$ 300.00	\$ 180,446.76	25	14
EHMEN, RYAN E.	MS Social Studies Teacher	\$ 79,507.02	\$ 28.20	0	\$ 250.00	\$ 79,785.22	0	14
EHRMANN, JOSEPH N.	Director	\$ 140,655.16	\$ 24,068.14	\$ 2,700.00	\$ 300.00	\$ 167,723.30	25	14
EISENMENGER, JENNIFER L.	Speech Pathologist	\$ 81,097.31	\$ 28.20	0	\$ 250.00	\$ 81,375.51	0	14
EKART, MATTHEW P.	School Social Worker	\$ 69,217.29	\$ 11,087.32	0	\$ 250.00	\$ 80,554.61	0	14
ELLETT, JENNIFER C.	Education Service Specialist	\$ 119,676.93	\$ 33,657.11	\$ 1,500.00	\$ 300.00	\$ 155,134.04	25	14
ELLIOTT, PAMELA K.	ELEM First Grade Teacher	\$ 78,037.84	\$ 789.00	0	\$ 250.00	\$ 79,076.84	0	14
ELLIS, TISHA L.	HS Art Teacher	\$ 95,130.80	\$ 25,991.85	0	\$ 250.00	\$ 121,372.65	0	14
ELVIRA ROCA, ALBA	ELEM Fifth Grade Dual Language Teacher	\$ 77,948.12	\$ 28.20	0	\$ 250.00	\$ 78,226.32	0	14
ENGEL, AMI J.	Director	\$ 194,045.13	\$ 26,219.22	\$ 2,700.00	\$ 300.00	\$ 223,264.35	25	14

Community Unit School District 300

Public Act 097-0609

Compensation Package of \$75,000+ for the 2023-2024 School Year

As of 9/5/2023

Name	Primary Position	Salary with pension	Health, Dental, Vision, & Life Insurance	Mileage	HRA Deposit	Total Compensation Package	Vacation/Flex Days/Hours	Sick & Personal Days/Hours
ENGEN, LUCAS N.	HS Spanish Teacher	\$ 76,420.54	\$ 10,837.35	0	\$ 250.00	\$ 87,507.89	0	14
ENRIQUEZ, FLORISCILLA	Accounting Coordinator	\$ 91,260.00	\$ 11,087.32	0	\$ 250.00	\$ 102,597.32	15	15
ENSIGN, KAYLA R.	Cross Categorical Teacher	\$ 71,434.60	\$ 11,087.32	0	\$ 250.00	\$ 82,771.92	0	14
ESPINDOLA, PATRICIA A.	ELEM Second Grade Dual Language Teacher	\$ 93,158.91	\$ 11,087.32	0	\$ 250.00	\$ 104,496.23	0	14
ESPOSITO, BRIAN N.	HS Math Teacher	\$ 74,895.14	\$ 28.20	0	\$ 250.00	\$ 75,173.34	0	14
ESTEVE LOPEZ, MARIA A.	ELEM Pre-Primary Teacher - Bilingual	\$ 82,687.57	\$ 446.64	0	\$ 250.00	\$ 83,384.21	0	14
EVANS, TOR O.	School Counselor	\$ 72,015.13	\$ 23,729.68	0	\$ 250.00	\$ 95,994.81	0	14
EVERETT, KENDRA L.	HS English Teacher	\$ 100,837.83	\$ 25,805.13	0	\$ 250.00	\$ 126,892.96	0	14
FACTLY, CARA D.	ELEM Fourth Grade Teacher	\$ 86,031.35	\$ 10,757.79	0	\$ 250.00	\$ 97,039.14	0	14
FAIN, CHRISTINA M.	Division Head	\$ 119,676.92	\$ 25,597.87	\$ 900.00	\$ 300.00	\$ 146,474.79	4	14
FALK, GEOFFREY R.	Division Head	\$ 137,471.41	\$ 33,876.00	\$ 900.00	\$ 300.00	\$ 172,547.41	4	14
FARMER, ASHLEY S.	ELEM Fourth Grade Dual Language Teacher	\$ 89,508.10	\$ 22,776.21	0	\$ 250.00	\$ 112,534.31	0	14
FARRELL, AMY M.	ELEM Interventionist - Math	\$ 106,972.96	\$ 860.40	0	\$ 250.00	\$ 108,083.36	0	14
FEATHERLY, HARVEY M.	HS Social Studies Teacher	\$ 93,124.32	\$ 10,757.79	0	\$ 250.00	\$ 104,132.11	0	14
FED, CHARLES E.	HS PE Teacher	\$ 71,434.60	\$ 18,601.18	0	\$ 250.00	\$ 90,285.78	0	14
FELDMANN, CHARLES J.	HS PE Teacher	\$ 82,571.92	\$ 18,414.46	0	\$ 250.00	\$ 101,236.38	0	14
FELTMAN, LAURA B.	Cognitive Disabilities Teacher	\$ 79,507.02	\$ 17,903.85	0	\$ 250.00	\$ 97,660.87	0	14
FELTMAN, LISA M.	Instructional Coach - Math	\$ 125,972.48	\$ 10,976.91	0	\$ 250.00	\$ 137,199.39	0	14
FERBRACHE, JESSICA R.	School Counselor	\$ 70,602.16	\$ 11,007.76	0	\$ 250.00	\$ 81,859.92	0	14
FERNANDEZ, YVET B.	ELEM ESL Teacher	\$ 97,129.79	\$ 11,525.31	0	\$ 250.00	\$ 108,905.10	0	14
FERRIS, CHARLOTTE L.	HR Systems Manager	\$ 87,521.02	\$ 17,746.05	0	\$ 250.00	\$ 105,517.07	15	15
FESSLER, JILLENE N.	Cognitive Disabilities Teacher	\$ 63,530.80	\$ 18,062.73	0	\$ 250.00	\$ 81,843.53	0	14
FEWELL, ALISSA C.	ELEM Skills for Success	\$ 89,645.40	\$ 18,062.73	0	\$ 250.00	\$ 107,958.13	0	14
FILLMORE, ERIN M.	ELEM Second Grade Teacher	\$ 102,856.22	\$ 28.20	0	\$ 250.00	\$ 103,134.42	0	14
FILLMORE, ROBERT S.	Cross Categorical Teacher	\$ 104,913.51	\$ 24,490.48	0	\$ 250.00	\$ 129,653.99	0	14
FINGER, DANIEL R.	Tech Systems Manager	\$ 81,870.02	\$ 9,881.02	0	\$ 250.00	\$ 92,001.04	15	15
FIORITO, JOSHUA B.	Emotional Disorder Teacher	\$ 59,844.33	\$ 25,991.85	0	\$ 250.00	\$ 86,086.18	0	14
FISCHER, ALEXANDER J.	HS Math Teacher	\$ 70,035.68	\$ 24,490.48	0	\$ 250.00	\$ 94,776.16	0	14
FISHER, MOLLY E.	HS English Teacher	\$ 79,600.01	\$ 18,414.46	0	\$ 250.00	\$ 98,264.47	0	14
FITCHIE, JENNIFER L.	ELEM ESL Teacher	\$ 95,130.80	\$ 25,991.85	0	\$ 250.00	\$ 121,372.65	0	14
FITCHIE, JOE A.	School Counselor	\$ 91,298.37	\$ 28.20	0	\$ 250.00	\$ 91,576.57	0	14
FLAIRTY, SHANNON M.	Non Certified Graphic Designer	\$ 59,609.27	\$ 18,929.83	0	\$ 250.00	\$ 78,789.10	15	15
FLONES, CATHRYN A.	MS Science Teacher	\$ 133,528.33	\$ 24,677.20	0	\$ 250.00	\$ 158,455.53	0	14
FODOR, STEPHEN G.	MS Computer Literacy Teacher	\$ 90,603.23	\$ 28.20	0	\$ 250.00	\$ 90,881.43	0	14
FOLTA, AMY M.	Cross Categorical Tchr - Resource - EL	\$ 94,988.11	\$ 12,625.41	0	\$ 250.00	\$ 107,863.52	0	14
FORADAS, PETER M.	School Social Worker	\$ 72,015.13	\$ 18,295.08	0	\$ 250.00	\$ 90,560.21	0	14
FORESTOR JR., ROMAN F.	MS Science Teacher	\$ 60,969.72	\$ 25,991.85	0	\$ 250.00	\$ 87,211.57	0	14

Community Unit School District 300

Public Act 097-0609

Compensation Package of \$75,000+ for the 2023-2024 School Year

As of 9/5/2023

Name	Primary Position	Salary with pension	Health, Dental, Vision, & Life Insurance	Mileage	HRA Deposit	Total Compensation Package	Vacation/Flex Days/Hours	Sick & Personal Days/Hours
FORSYTH, ARLENE E.	School Counselor	\$ 94,988.11	\$ 10,757.79	0	\$ 250.00	\$ 105,995.90	0	14
FORTUNATO, SCOTT P.	HS English Teacher	\$ 75,006.48	\$ 18,249.45	0	\$ 250.00	\$ 93,505.93	0	14
FOSS, KRISTINA L.	ELEM Fourth Grade Teacher	\$ 96,886.48	\$ 28.20	0	\$ 250.00	\$ 97,164.68	0	14
FOSTER, TERRY L.	HS Orchestra Teacher	\$ 74,322.16	\$ 1,134.60	0	\$ 250.00	\$ 75,706.76	0	14
FOSTER, THOMAS B.	MS Assistant Principal	\$ 100,423.08	\$ 25,880.63	\$ 900.00	\$ 300.00	\$ 127,503.71	25	14
FOWLER, BRIANNE M.	ELEM Fifth Grade Teacher	\$ 84,375.13	\$ 25,805.13	0	\$ 250.00	\$ 110,430.26	0	14
FRANK, ROSEMARY J.	Speech Pathologist	\$ 121,079.93	\$ 24,490.48	0	\$ 250.00	\$ 145,820.41	0	14
FRAZER, ZACHARY L.	MS Assistant Principal	\$ 104,479.13	\$ 11,833.18	\$ 900.00	\$ 300.00	\$ 117,512.31	25	14
FREEMAN, BRANDANN E.	Head Custodian	\$ 60,469.94	\$ 18,414.46	0	\$ -	\$ 78,884.40	20	15
FREEMAN, ELIZABETH L.	Chief	\$ 191,648.93	\$ 13,260.54	\$ 2,700.00	\$ 300.00	\$ 207,909.47	25	14
FREEMAN, PATRICIA L.	Speech Pathologist	\$ 105,136.65	\$ 28.20	0	\$ 250.00	\$ 105,414.85	0	14
FREKE, JULIA M.	ELEM Second Grade Teacher	\$ 107,515.99	\$ 9,801.46	0	\$ 250.00	\$ 117,567.45	0	14
FRIEDERS, KELLY L.	MS Language Arts Teacher	\$ 96,886.48	\$ 24,490.48	0	\$ 250.00	\$ 121,626.96	0	14
FRIES, KRISTIN A.	HS Social Studies Teacher	\$ 102,818.38	\$ 18,327.42	0	\$ 250.00	\$ 121,395.80	0	14
FRYER, JACOB G.	HS Social Studies Teacher	\$ 68,660.55	\$ 7,341.51	0	\$ 250.00	\$ 76,252.06	0	14
FRYER, MATTHEW W.	ELEM Fifth Grade Teacher	\$ 57,520.00	\$ 18,249.45	0	\$ 250.00	\$ 76,019.45	0	14
FRYSTAK, MARK P.	MS Language Arts Teacher	\$ 82,060.55	\$ 8,029.47	0	\$ 250.00	\$ 90,340.02	0	14
FULLER, KIMBERLY	HS Art Teacher	\$ 82,060.55	\$ 28.20	0	\$ 250.00	\$ 82,338.75	0	14
GALLIART, KATHRYN L.	Certified Technology Support	\$ 75,006.48	\$ 24,677.20	0	\$ 250.00	\$ 99,933.68	0	14
GALYON, MARY F.	Instructional Coach - ELA	\$ 91,298.37	\$ 25,805.13	0	\$ 250.00	\$ 117,353.50	0	14
GAMBARDELLA, MICHELLE	Education Service Specialist	\$ 142,704.79	\$ 24,432.37	\$ 1,500.00	\$ 300.00	\$ 168,937.16	25	14
GARCIA SILVA, ROSALBA	Certified Advisor	\$ 70,035.68	\$ 22,776.21	0	\$ 250.00	\$ 93,061.89	0	14
GARCIA, DAVID	Purchasing Manager	\$ 61,561.01	\$ 16,868.37	0	\$ 250.00	\$ 78,679.38	10	15
GARCIA, EDITH M.	HR Coordinator	\$ 63,924.02	\$ 12,122.01	0	\$ 250.00	\$ 76,296.03	10	15
GARD, JULIE E.	Certified Technology Support	\$ 77,948.12	\$ 28.20	0	\$ 250.00	\$ 78,226.32	0	14
GARNETT, DANA D.	HR Administrative Sec	\$ 68,123.09	\$ 12,625.41	0	\$ 250.00	\$ 80,998.50	20	15
GARRIDO, LORENZO	Head Custodian - High School	\$ 61,299.50	\$ 18,249.45	0	\$ -	\$ 79,548.95	21	15
GASPERS, KELLIE A.	HS Tutor	\$ 77,948.12	\$ 11,087.32	0	\$ 250.00	\$ 89,285.44	0	14
GATES, CHRISTOPHER J.	Speech Pathologist	\$ 113,520.00	\$ 24,490.48	0	\$ 250.00	\$ 138,260.48	0	14
GAVELEK, GINA M.	ELEM Kindergarten Teacher	\$ 89,508.10	\$ 10,757.79	0	\$ 250.00	\$ 100,515.89	0	14
GAVIN, ALEXANDRA D.	ELEM Kindergarten Dual Language Teacher	\$ 95,130.80	\$ 11,087.32	0	\$ 250.00	\$ 106,468.12	0	14
GAVINA, ADRIANA	ELEM Interventionist - Bilingual	\$ 91,332.96	\$ 28.20	0	\$ 250.00	\$ 91,611.16	0	14
GAWLIK, MELISSA R.	Pre-Primary Facilitator	\$ 86,031.35	\$ 28.20	0	\$ 250.00	\$ 86,309.55	0	14
GENDE, SARAH E.	Cross Categorical Teacher	\$ 77,948.12	\$ 28.20	0	\$ 250.00	\$ 78,226.32	0	14
GENTILE, ELLEN M.	Speech Pathologist	\$ 67,861.62	\$ 10,757.79	0	\$ 250.00	\$ 78,869.41	0	14
GENTILE, WENDY R.	ELEM Fifth Grade Teacher	\$ 91,332.96	\$ 17,621.76	0	\$ 250.00	\$ 109,204.72	0	14
GEORGITSIS, NATALIE	MS Math Teacher	\$ 58,670.26	\$ 18,062.73	0	\$ 250.00	\$ 76,982.99	0	14

Community Unit School District 300

Public Act 097-0609

Compensation Package of \$75,000+ for the 2023-2024 School Year

As of 9/5/2023

Name	Primary Position	Salary with pension	Health, Dental, Vision, & Life Insurance	Mileage	HRA Deposit	Total Compensation Package	Vacation/Flex Days/Hours	Sick & Personal Days/Hours
GEORGOU, EMILY A.	School Social Worker	\$ 69,217.29	\$ 9,801.46	0	\$ 250.00	\$ 79,268.75	0	14
GERKE, CAITLIN E.	MS Math Teacher	\$ 65,995.67	\$ 25,805.13	0	\$ 250.00	\$ 92,050.80	0	14
GERLOFF-BANKER, LISA S.	MS Social Studies Teacher	\$ 111,295.14	\$ 11,087.32	0	\$ 250.00	\$ 122,632.46	0	14
GERMANN, BARBARA C.	ELEM Fifth Grade Teacher	\$ 100,031.34	\$ 25,646.25	0	\$ 250.00	\$ 125,927.59	0	14
GERTZ, STEVEN L.	HS Athletic Director	\$ 159,790.73	\$ 33,729.06	\$ 1,500.00	\$ 300.00	\$ 195,319.79	25	14
GIACHETTI, THERESA L.	MS Interventionist	\$ 77,917.83	\$ 28.20	0	\$ 250.00	\$ 78,196.03	0	14
GIANGREGO, KRISTIN E.	ELEM ESL Teacher	\$ 81,065.94	\$ 18,249.45	0	\$ 250.00	\$ 99,565.39	0	14
GIDLUND, DEANE M.	MS Language Arts Teacher	\$ 98,711.34	\$ 11,775.28	0	\$ 250.00	\$ 110,736.62	0	14
GIERMAN, NICHOLAS J.	HS Science Teacher	\$ 70,681.08	\$ 25,991.85	0	\$ 250.00	\$ 96,922.93	0	14
GILBERT, ANN M.	MS Math Teacher	\$ 100,953.50	\$ 28.20	0	\$ 250.00	\$ 101,231.70	0	14
GILBERT, BRIAN L.	ELEM PE Teacher	\$ 109,151.35	\$ 25,805.13	0	\$ 250.00	\$ 135,206.48	0	14
GILLELAND, ALYSSA A.	Director	\$ 135,493.42	\$ 242.49	\$ 2,700.00	\$ 300.00	\$ 138,735.91	25	14
GISCH, KIMBERLY J.	School Counselor	\$ 76,420.54	\$ 10,757.79	0	\$ 250.00	\$ 87,428.33	0	14
GLENN, GARY W.	Division Head	\$ 127,002.19	\$ 227.17	\$ 900.00	\$ 300.00	\$ 128,429.36	4	14
GLENN, JANINE M.	Supervisory Dean	\$ 125,009.89	\$ 33,853.38	\$ 900.00	\$ 300.00	\$ 160,063.27	4	14
GNAGNI, ERIN M.	ELEM PE Teacher	\$ 73,536.22	\$ 24,677.20	0	\$ 250.00	\$ 98,463.42	0	14
GNUTEK, ANTHONY E.	HS Band Teacher	\$ 105,031.35	\$ 24,490.48	0	\$ 250.00	\$ 129,771.83	0	14
GNUTEK, MELANIE A.	MS Social Studies Teacher	\$ 100,837.83	\$ 28.20	0	\$ 250.00	\$ 101,116.03	0	14
GODFREY, AARON M.	MS PE Teacher	\$ 98,069.19	\$ 11,087.32	0	\$ 250.00	\$ 109,406.51	0	14
GOEDEKE, BRENT R.	MS Social Studies Teacher	\$ 102,818.38	\$ 18,569.28	0	\$ 250.00	\$ 121,637.66	0	14
GOEDEKE, MELISSA Y.	MS Math Teacher	\$ 104,875.67	\$ 28.20	0	\$ 250.00	\$ 105,153.87	0	14
GOETZ, MATTHEW R.	HS PE Teacher	\$ 79,507.02	\$ 12,438.69	0	\$ 250.00	\$ 92,195.71	0	14
GOLBECK, MICHELLE C.	MS Language Arts Teacher	\$ 63,433.51	\$ 25,991.85	0	\$ 250.00	\$ 89,675.36	0	14
GOLDMAN, JORIE M.	School Counselor	\$ 74,895.14	\$ 9,801.46	0	\$ 250.00	\$ 84,946.60	0	14
GOLDSTEIN, KAREN B.	ELEM Kindergarten Teacher	\$ 109,151.35	\$ 28.20	0	\$ 250.00	\$ 109,429.55	0	14
GOLUCH, CRISTA M.	Certified Technology Support	\$ 66,070.26	\$ 25,991.85	0	\$ 250.00	\$ 92,312.11	0	14
GOMBERG, MOLLY C.	HS Spanish Teacher	\$ 75,006.48	\$ 7,341.51	0	\$ 250.00	\$ 82,597.99	0	14
GOMILA JUAN, AINA M.	MS Dual Language	\$ 79,475.68	\$ 295.68	0	\$ 250.00	\$ 80,021.36	0	14
GONZALEZ SOTO, EDITH D.	Bilingual Special Ed Teacher	\$ 89,508.10	\$ 12,438.69	0	\$ 250.00	\$ 102,196.79	0	14
GONZALEZ, JENNY M.	ELEM ESL Teacher	\$ 109,113.52	\$ 24,677.20	0	\$ 250.00	\$ 134,040.72	0	14
GONZALEZ, JIMMY	Maintenance-Trades G-II	\$ 68,805.66	\$ 25,991.85	0	\$ -	\$ 94,797.51	10	15
GONZALEZ, PRISCILLA	School Social Worker	\$ 60,969.72	\$ 25,805.13	0	\$ 250.00	\$ 87,024.85	0	14
GONZALEZ, YADHIRA	School Psychologist	\$ 100,803.24	\$ 187.08	0	\$ 250.00	\$ 101,240.32	0	14
GOOD, LISA L.	ELEM Interventionist - Math	\$ 104,875.67	\$ 187.08	0	\$ 250.00	\$ 105,312.75	0	14
GOODEN, JENNIFER L.	Deaf and Hard of Hearing Teacher	\$ 104,072.43	\$ 947.88	0	\$ 250.00	\$ 105,270.31	0	14
GOODMAN, BRITANY L.	HS English Teacher	\$ 96,886.48	\$ 28.20	0	\$ 250.00	\$ 97,164.68	0	14
GOODMAN, TIFFANY C.	HS English Teacher	\$ 87,887.56	\$ 25,805.13	0	\$ 250.00	\$ 113,942.69	0	14

Community Unit School District 300

Public Act 097-0609

Compensation Package of \$75,000+ for the 2023-2024 School Year

As of 9/5/2023

Name	Primary Position	Salary with pension	Health, Dental, Vision, & Life Insurance	Mileage	HRA Deposit	Total Compensation Package	Vacation/Flex Days/Hours	Sick & Personal Days/Hours
GORAWARA, MEERA G.	HS Social Studies Teacher	\$ 64,018.39	\$ 11,007.76	0	\$ 250.00	\$ 75,276.15	0	14
GORBY, JOHN W.	MS Assistant Principal-Instruction	\$ 132,504.39	\$ 33,866.87	\$ 900.00	\$ 300.00	\$ 167,571.26	25	14
GORDON, REBECCA J.	School Social Worker	\$ 65,225.94	\$ 11,087.32	0	\$ 250.00	\$ 76,563.26	0	14
GORHAM, SONJA C.	ELEM Kindergarten Teacher	\$ 105,294.53	\$ 25,991.85	0	\$ 250.00	\$ 131,536.38	0	14
GORSKI, DEBRA M.	School Social Worker	\$ 71,985.95	\$ 10,930.00	0	\$ 250.00	\$ 83,165.95	0	14
GOUDY, ELIZABETH G.	Director	\$ 135,493.42	\$ 24,419.80	\$ 2,700.00	\$ 300.00	\$ 162,913.22	25	14
GRAACK, SAMUEL R.	HS Math Teacher	\$ 54,223.78	\$ 25,805.13	0	\$ 250.00	\$ 80,278.91	0	14
GRADY, GEORGETTE A.	School Social Worker	\$ 98,824.87	\$ 28.20	0	\$ 250.00	\$ 99,103.07	0	14
GRAHAM, KATHLEEN S.	Autism Teacher	\$ 78,037.84	\$ 18,062.73	0	\$ 250.00	\$ 96,350.57	0	14
GRANDZIEL, VICTORIA L.	School Psychologist	\$ 94,878.91	\$ 10,837.35	0	\$ 250.00	\$ 105,966.26	0	14
GRANITO, AMBER M.	ELEM Second Grade Teacher	\$ 104,875.67	\$ 22,776.21	0	\$ 250.00	\$ 127,901.88	0	14
GRANZOW, ALLISON J.	ELEM Interventionist - Math	\$ 98,824.87	\$ 7,341.51	0	\$ 250.00	\$ 106,416.38	0	14
GRAVEL, MELANIE D.	Director	\$ 171,451.76	\$ 485.40	\$ 2,700.00	\$ 300.00	\$ 174,937.16	25	14
GRAY, KAREN A.	ELEM Interventionist - ELA	\$ 102,856.22	\$ 12,438.69	0	\$ 250.00	\$ 115,544.91	0	14
GREEN, MATTHEW B.	School Psychologist	\$ 126,790.34	\$ 18,327.42	0	\$ 250.00	\$ 145,367.76	0	14
GREENBERG, ANGELA F.	Certified Technology Support	\$ 70,681.08	\$ 11,007.76	0	\$ 250.00	\$ 81,938.84	0	14
GRIFFIN, CYNTHIA R.	HS Math Teacher	\$ 91,332.96	\$ 13,230.18	0	\$ 250.00	\$ 104,813.14	0	14
GRIFFITH, CATHERINE P.	MS Interventionist	\$ 77,917.83	\$ 11,087.32	0	\$ 250.00	\$ 89,255.15	0	14
GRIFFITHS, AMY M.	ELEM Fourth Grade Teacher	\$ 113,520.00	\$ 18,327.42	0	\$ 250.00	\$ 132,097.42	0	14
GROCHOWSKI, KIRT	MS Social Studies Teacher	\$ 96,886.48	\$ 25,991.85	0	\$ 250.00	\$ 123,128.33	0	14
GROE, VICKI K.	Cross Categorical Tchr - Resource - EL	\$ 66,070.26	\$ 25,832.97	0	\$ 250.00	\$ 92,153.23	0	14
GROFF, MADELEINE M.	HS English Teacher	\$ 73,450.81	\$ 7,112.79	0	\$ 250.00	\$ 80,813.60	0	14
GROSSMAYER, MICHELLE L.	ELEM Fourth Grade Teacher	\$ 115,790.26	\$ 18,249.45	0	\$ 250.00	\$ 134,289.71	0	14
GROSSO, GLORIA I.	ELEM Fourth Grade Dual Language Teacher	\$ 68,660.55	\$ 18,062.73	0	\$ 250.00	\$ 86,973.28	0	14
GROVE, NANCY L.	Autism Teacher	\$ 67,419.46	\$ 18,414.46	0	\$ 250.00	\$ 86,083.92	0	14
GURKLIS, KATIE M.	Speech Pathologist	\$ 81,065.94	\$ 7,184.19	0	\$ 250.00	\$ 88,500.13	0	14
GURKLIS, MATTHEW M.	Cross Categorical Teacher	\$ 63,433.51	\$ 17,833.66	0	\$ 250.00	\$ 81,517.17	0	14
GURNEY, ASIA	HS Associate Principal-Instruction	\$ 168,099.01	\$ 9,484.79	\$ 900.00	\$ 300.00	\$ 178,783.80	25	14
GUTH, SARAH J.	Non Certified Nurse	\$ 61,618.57	\$ 24,677.20	0	\$ 250.00	\$ 86,545.77	0	14
GUZMAN, JORGE	Maintenance-Trades F-I	\$ 63,331.55	\$ 18,062.73	0	\$ -	\$ 81,394.28	22	15
HAASE, MICHAEL A.	MS Exploratory Teacher	\$ 82,060.55	\$ 24,677.20	0	\$ 250.00	\$ 106,987.75	0	14
HAASE, TONYA M.	Deaf and Hard of Hearing Teacher	\$ 98,974.05	\$ 24,677.20	0	\$ 250.00	\$ 123,901.25	0	14
HAEFFNER, TAMARA M.	Primary Grade Classroom Specialist	\$ 96,886.48	\$ 24,677.20	0	\$ 250.00	\$ 121,813.68	0	14
HAGER, KELLI L.	MS Interventionist - Math	\$ 100,803.24	\$ 24,490.48	0	\$ 250.00	\$ 125,543.72	0	14
HAINES, MELANIE A.	Cross Categorical Tchr - Resource - EL	\$ 74,322.16	\$ 1,047.12	0	\$ 250.00	\$ 75,619.28	0	14
HALEVY, VICTORIA M.	MS Science Teacher	\$ 67,314.59	\$ 11,087.32	0	\$ 250.00	\$ 78,651.91	0	14
HALLIGAN, JANE M.	Cross Categorical Teacher	\$ 136,293.04	\$ 12,767.61	0	\$ 250.00	\$ 149,310.65	0	14

Community Unit School District 300

Public Act 097-0609

Compensation Package of \$75,000+ for the 2023-2024 School Year

As of 9/5/2023

Name	Primary Position	Salary with pension	Health, Dental, Vision, & Life Insurance	Mileage	HRA Deposit	Total Compensation Package	Vacation/Flex Days/Hours	Sick & Personal Days/Hours
HALLORAN, REBECCA L.	Instructional Coach - Language	\$ 81,065.94	\$ 24,490.48	0	\$ 250.00	\$ 105,806.42	0	14
HAM, JADE S.	ELEM Second Grade Teacher	\$ 68,660.55	\$ 25,805.13	0	\$ 250.00	\$ 94,715.68	0	14
HAMMOND, ANGELA M.	Elementary Principal	\$ 117,959.33	\$ 13,063.30	\$ 1,500.00	\$ 300.00	\$ 132,822.63	25	14
HAMRICK, TAMMY M.	MS Social Studies Teacher	\$ 104,072.43	\$ 18,249.45	0	\$ 250.00	\$ 122,571.88	0	14
HANETHO, KOLLEEN C.	School Social Worker	\$ 127,694.04	\$ 18,391.65	0	\$ 250.00	\$ 146,335.69	0	14
HANIGAN, CHERYL L.	Cross Categorical Teacher	\$ 87,887.56	\$ 18,743.11	0	\$ 250.00	\$ 106,880.67	0	14
HANKLA, DEVON L.	ELEM First Grade Teacher	\$ 70,035.68	\$ 11,588.56	0	\$ 250.00	\$ 81,874.24	0	14
HANLEY, DANIELLE C.	ELEM Second Grade Teacher	\$ 71,434.60	\$ 25,991.85	0	\$ 250.00	\$ 97,676.45	0	14
HANLEY, MICHAEL P.	HS Science Teacher	\$ 71,434.60	\$ 10,668.88	0	\$ 250.00	\$ 82,353.48	0	14
HANRAHAN, MELISSA M.	MS Math Teacher	\$ 68,660.55	\$ 25,805.13	0	\$ 250.00	\$ 94,715.68	0	14
HARBUCK, MARCUS T.	School Counselor	\$ 79,475.68	\$ 25,991.85	0	\$ 250.00	\$ 105,717.53	0	14
HARKIN, SUSAN L.	Superintendent	\$ 276,748.75	\$ 24,378.27	\$ 4,800.00	\$ 300.00	\$ 306,227.02	25	14
HARNER, BETH A.	Cross Categorical Teacher	\$ 111,295.14	\$ 11,007.76	0	\$ 250.00	\$ 122,552.90	0	14
HARRIES, ADRIAN W.	Elementary Principal	\$ 186,001.10	\$ 26,022.32	\$ 1,500.00	\$ 300.00	\$ 213,823.42	25	14
HARRIS, LISA M.	Speech Pathologist	\$ 109,113.52	\$ 24,677.20	0	\$ 250.00	\$ 134,040.72	0	14
HARRIS, SUSAN N.	ELEM Kindergarten Teacher	\$ 102,972.98	\$ 24,677.20	0	\$ 250.00	\$ 127,900.18	0	14
HART, DANIEL C.	ELEM Third Grade Teacher	\$ 67,314.59	\$ 9,801.46	0	\$ 250.00	\$ 77,366.05	0	14
HARTLEY, STACY J.	Cross Categorical Tchr - Resource - EL	\$ 96,148.11	\$ 25,805.13	0	\$ 250.00	\$ 122,203.24	0	14
HASAPIS, STEPHANIE M.	HS Math Teacher	\$ 70,035.68	\$ 11,007.76	0	\$ 250.00	\$ 81,293.44	0	14
HASTINGS, LEISA A.	ELEM Fourth Grade Teacher	\$ 123,184.50	\$ 18,249.45	0	\$ 250.00	\$ 141,683.95	0	14
HAUGEN, JANINE M.	Cross Categorical Teacher	\$ 106,972.96	\$ 18,249.45	0	\$ 250.00	\$ 125,472.41	0	14
HAUGENS, EDWARD P.	HS Math Teacher	\$ 111,295.14	\$ 24,490.48	0	\$ 250.00	\$ 136,035.62	0	14
HAUGENS, MELISSA L.	HS Math Teacher	\$ 93,124.32	\$ 28.20	0	\$ 250.00	\$ 93,402.52	0	14
HAWKINS, HEATHER M.	ELEM PE Teacher	\$ 83,700.53	\$ 25,805.13	0	\$ 250.00	\$ 109,755.66	0	14
HAYES, TIMOTHY R.	HS Social Studies Teacher	\$ 70,681.08	\$ 17,746.05	0	\$ 250.00	\$ 88,677.13	0	14
HEIKKINEN, DAMON E.	MS Orchestra Teacher	\$ 63,502.71	\$ 11,338.59	0	\$ 250.00	\$ 75,091.30	0	14
HEINISCH, JENNIFER M.	Speech Pathologist	\$ 109,113.52	\$ 24,677.20	0	\$ 250.00	\$ 134,040.72	0	14
HELMINSKI, CARA S.	Cross Categorical Teacher	\$ 127,694.04	\$ 18,414.46	0	\$ 250.00	\$ 146,358.50	0	14
HENDRIKSEN, REBECCA J.	ELEM Interventionist - ELA	\$ 71,519.99	\$ 7,261.95	0	\$ 250.00	\$ 79,031.94	0	14
HENNING, MARISA C.	ELEM Music Teacher	\$ 67,314.59	\$ 12,438.69	0	\$ 250.00	\$ 80,003.28	0	14
HENNINGSEN, BETH K.	Speech Pathologist	\$ 96,886.48	\$ 12,625.41	0	\$ 250.00	\$ 109,761.89	0	14
HERB, JEFFREY M.	Associate Superintendent	\$ 191,621.64	\$ 26,216.13	\$ 2,700.00	\$ 300.00	\$ 220,837.77	25	14
HEREVIA GARZA, ABIEL O.	ELEM Fifth Grade Dual Language Teacher	\$ 67,419.46	\$ 11,087.32	0	\$ 250.00	\$ 78,756.78	0	14
HERFF, JAMES N.	Supervisory Dean	\$ 113,002.05	\$ 32,517.18	\$ 900.00	\$ 300.00	\$ 146,719.23	4	14
HERMANN, BROOKE A.	ELEM Fifth Grade Teacher	\$ 87,887.56	\$ 18,249.45	0	\$ 250.00	\$ 106,387.01	0	14
HERNANDEZ, ANDREA	School Social Worker	\$ 70,602.16	\$ 12,438.69	0	\$ 250.00	\$ 83,290.85	0	14
HERNANDEZ, CARMEN Y.	ELEM Kindergarten Dual Language Teacher	\$ 76,507.03	\$ 28.20	0	\$ 250.00	\$ 76,785.23	0	14

Community Unit School District 300

Public Act 097-0609

Compensation Package of \$75,000+ for the 2023-2024 School Year

As of 9/5/2023

Name	Primary Position	Salary with pension	Health, Dental, Vision, & Life Insurance	Mileage	HRA Deposit	Total Compensation Package	Vacation/Flex Days/Hours	Sick & Personal Days/Hours
HERNANDEZ, GRISELDA G.	District School Social Worker	\$ 93,158.91	\$ 10,930.00	0	\$ 250.00	\$ 104,338.91	0	14
HERNANDEZ, JENNIFER L.	Instructional Coach - ELA	\$ 71,904.87	\$ 16,432.91	0	\$ 250.00	\$ 88,587.78	0	14
HERNANDEZ, MIGUEL M.	Division Head	\$ 110,563.72	\$ 9,383.89	\$ 900.00	\$ 300.00	\$ 121,147.61	4	14
HERNANDEZ, PHILIP J.	HS Industrial Tech Teacher	\$ 78,964.32	\$ 24,490.48	0	\$ 250.00	\$ 103,704.80	0	14
HEROLDT, JEREMY J.	MS PE Teacher	\$ 92,415.13	\$ 18,062.73	0	\$ 250.00	\$ 110,727.86	0	14
HERRENBRUCK, ANGELINA M.	ELEM Kindergarten Teacher	\$ 63,530.80	\$ 18,929.83	0	\$ 250.00	\$ 82,710.63	0	14
HERRERA, FRANCESCA	ELEM Third Grade Teacher	\$ 115,832.43	\$ 28.20	0	\$ 250.00	\$ 116,110.63	0	14
HERRERA, NICHOLAS J.	MS Associate Principal-Operations	\$ 108,395.59	\$ 32,509.07	\$ 900.00	\$ 300.00	\$ 142,104.66	25	14
HERRMANN, DIANNE M.	ELEM Kindergarten Teacher	\$ 118,107.03	\$ 947.88	0	\$ 250.00	\$ 119,304.91	0	14
HERRNDOBLER, DANIELLE	School Counselor	\$ 69,217.29	\$ 9,801.46	0	\$ 250.00	\$ 79,268.75	0	14
HESTER, COLLEEN E.	School Psychologist	\$ 73,450.81	\$ 9,881.02	0	\$ 250.00	\$ 83,581.83	0	14
HESTER, DAVID R.	Night Custodian	\$ 53,819.04	\$ 25,991.85	0	\$ -	\$ 79,810.89	20	15
HEVESY, MICHELLE L.	Bilingual Special Ed Teacher	\$ 70,035.68	\$ 18,062.73	0	\$ 250.00	\$ 88,348.41	0	14
HEWITT, SUZANNE M.	ELEM Third Grade Teacher	\$ 102,031.36	\$ 28.20	0	\$ 250.00	\$ 102,309.56	0	14
HIBBELER, KELLY A.	Speech Pathologist	\$ 98,860.54	\$ 28.20	0	\$ 250.00	\$ 99,138.74	0	14
HILL, PAMELA A.	Elementary Principal	\$ 130,236.27	\$ 24,093.44	\$ 1,500.00	\$ 300.00	\$ 156,129.71	25	14
HILTON, KRISTEN A.	ELEM Art Teacher	\$ 63,530.80	\$ 22,962.93	0	\$ 250.00	\$ 86,743.73	0	14
HLADILEK, KELLEY E.	ELEM Fourth Grade Teacher	\$ 67,314.59	\$ 22,776.21	0	\$ 250.00	\$ 90,340.80	0	14
HO, ELLEN	HS ESL Teacher	\$ 65,995.67	\$ 11,857.89	0	\$ 250.00	\$ 78,103.56	0	14
HODAL, HEATHER L.	Certified Advisor	\$ 85,931.89	\$ 17,746.05	0	\$ 250.00	\$ 103,927.94	0	14
HOFFMAN, ERIKA L.	School Psychologist	\$ 77,948.12	\$ 11,937.45	0	\$ 250.00	\$ 90,135.57	0	14
HOFFMANN, MARIE ANNE	Speech Pathologist	\$ 93,124.32	\$ 24,490.48	0	\$ 250.00	\$ 117,864.80	0	14
HOGLUND, ALLISON A.	School Counselor	\$ 74,919.99	\$ 18,062.73	0	\$ 250.00	\$ 93,232.72	0	14
HOGY, GRETCHEN D.	Cross Categorical Tchr - Resource - EL	\$ 104,875.67	\$ 1,134.60	0	\$ 250.00	\$ 106,260.27	0	14
HOLLANDER, LORIE A.	Cross Categorical Teacher	\$ 92,415.13	\$ 25,991.85	0	\$ 250.00	\$ 118,656.98	0	14
HOLM, KRISTINE R.	ELEM Interventionist - Math	\$ 104,875.67	\$ 11,087.32	0	\$ 250.00	\$ 116,212.99	0	14
HOLMER, AARON J.	HS Math Teacher	\$ 104,875.67	\$ 25,991.85	0	\$ 250.00	\$ 131,117.52	0	14
HOLMES, CHRISTINA	ELEM First Grade Teacher	\$ 68,660.55	\$ 25,805.13	0	\$ 250.00	\$ 94,715.68	0	14
HOLTZ, DEREK S.	ELEM PE Teacher	\$ 82,687.57	\$ 25,805.13	0	\$ 250.00	\$ 108,742.70	0	14
HOLZE, TINA M.	Education Service Specialist	\$ 124,512.07	\$ 13,075.04	\$ 1,500.00	\$ 300.00	\$ 139,387.11	25	14
HOMOLA, ROBERT E.	Cross Categorical Teacher	\$ 67,314.59	\$ 18,249.45	0	\$ 250.00	\$ 85,814.04	0	14
HOOD, JESSICA L.	Certified Advisor	\$ 79,507.02	\$ 28.20	0	\$ 250.00	\$ 79,785.22	0	14
HOOPER, DEANN P.	ELEM Second Grade Teacher	\$ 100,837.83	\$ 28.20	0	\$ 250.00	\$ 101,116.03	0	14
HOPKINS-MUEHL, CHRISTINE L.	HS Health Teacher	\$ 104,875.67	\$ 11,007.76	0	\$ 250.00	\$ 116,133.43	0	14
HOPLEY-DEBOER, HOLLY A.	HS Spanish Teacher	\$ 83,700.53	\$ 25,805.13	0	\$ 250.00	\$ 109,755.66	0	14
HOPP, ERICA M.	Cross Categorical Teacher	\$ 76,507.03	\$ 25,991.85	0	\$ 250.00	\$ 102,748.88	0	14
HOPPES, MICHELLE C.	Speech Pathologist	\$ 74,895.14	\$ 28.20	0	\$ 250.00	\$ 75,173.34	0	14

Community Unit School District 300

Public Act 097-0609

Compensation Package of \$75,000+ for the 2023-2024 School Year

As of 9/5/2023

Name	Primary Position	Salary with pension	Health, Dental, Vision, & Life Insurance	Mileage	HRA Deposit	Total Compensation Package	Vacation/Flex Days/Hours	Sick & Personal Days/Hours
HORNBERG, ERICK K.	HS Social Studies Teacher	\$ 104,875.67	\$ 1,134.60	0	\$ 250.00	\$ 106,260.27	0	14
HORNER, JEREMY G.	Maintenance-Trades G-II	\$ 67,757.90	\$ 18,249.45	0	\$ -	\$ 86,007.35	10	15
HORTON, JOSHUA R.	ELEM Fifth Grade Teacher	\$ 96,886.48	\$ 25,805.13	0	\$ 250.00	\$ 122,941.61	0	14
HOSTETLER, DEBORAH	MS Orchestra Teacher	\$ 63,530.80	\$ 18,414.46	0	\$ 250.00	\$ 82,195.26	0	14
HOTH, JENNIFER E.	HS FACS Teacher	\$ 82,721.08	\$ 12,625.41	0	\$ 250.00	\$ 95,596.49	0	14
HOUGH, KIMBERLY G.	ELEM Fifth Grade Teacher	\$ 106,972.96	\$ 18,062.73	0	\$ 250.00	\$ 125,285.69	0	14
HOUGH, SEAN C.	ELEM PE Teacher	\$ 109,151.35	\$ 28.20	0	\$ 250.00	\$ 109,429.55	0	14
HOVING, KATHRYN A.	HS English Teacher	\$ 98,711.34	\$ 28.20	0	\$ 250.00	\$ 98,989.54	0	14
HOWARD, JEANNE L.	Pre-Primary Facilitator	\$ 113,520.00	\$ 12,438.69	0	\$ 250.00	\$ 126,208.69	0	14
HRYNIEWICZ, KELLY C.	ELEM Art Teacher	\$ 74,919.99	\$ 18,481.80	0	\$ 250.00	\$ 93,651.79	0	14
HUBER, KRISTIN L.	School Counselor	\$ 73,536.22	\$ 10,418.91	0	\$ 250.00	\$ 84,205.13	0	14
HUBER, LANCE P.	HS Business Teacher	\$ 120,468.11	\$ 18,469.62	0	\$ 250.00	\$ 139,187.73	0	14
HUMMEL, JOHN R.	Chief	\$ 180,999.98	\$ 32,630.29	\$ 2,700.00	\$ 300.00	\$ 216,630.27	25	14
HUMMEL, JOHONNA P.	ELEM Fifth Grade Teacher	\$ 77,948.12	\$ 187.08	0	\$ 250.00	\$ 78,385.20	0	14
HURLEY, AMANDA M.	School Counselor	\$ 77,948.12	\$ 28.20	0	\$ 250.00	\$ 78,226.32	0	14
HURLEY, GINA M.	MS PE Teacher	\$ 71,434.60	\$ 11,087.32	0	\$ 250.00	\$ 82,771.92	0	14
INGOLD, MEGAN M.	HS Math Teacher	\$ 78,037.84	\$ 25,805.13	0	\$ 250.00	\$ 104,092.97	0	14
IRWIN, JOY M.	ELEM Second Grade Teacher	\$ 72,095.13	\$ 7,683.87	0	\$ 250.00	\$ 80,029.00	0	14
ISRAEL, NANCY	ELEM Assistant Principal	\$ 96,880.21	\$ 23,756.57	\$ 900.00	\$ 300.00	\$ 121,836.78	4	14
IZBICKI, DANIEL P.	HS Science Teacher	\$ 70,035.68	\$ 7,261.95	0	\$ 250.00	\$ 77,547.63	0	14
JACOBS, EMILY S.	HS AVID Teacher	\$ 87,752.42	\$ 10,757.79	0	\$ 250.00	\$ 98,760.21	0	14
JACOBS, JACLYN J.	HS Math Teacher	\$ 77,917.83	\$ 7,341.51	0	\$ 250.00	\$ 85,509.34	0	14
JACOBSEN, JORDON E.	HS Math Teacher	\$ 76,391.36	\$ 11,780.13	0	\$ 250.00	\$ 88,421.49	0	14
JAEGER, ASHLEE M.	ELEM Interventionist - ELA	\$ 67,314.59	\$ 18,249.45	0	\$ 250.00	\$ 85,814.04	0	14
JAGIELO, JESSICA	School Counselor	\$ 81,065.94	\$ 18,601.18	0	\$ 250.00	\$ 99,917.12	0	14
JAIME, SONIA	School Social Worker	\$ 72,015.13	\$ 18,249.45	0	\$ 250.00	\$ 90,514.58	0	14
JAKUBOWSKI, MICHAEL	HS Industrial Tech Teacher	\$ 107,399.69	\$ 10,577.79	0	\$ 250.00	\$ 118,227.48	0	14
JAMROZY, SHANNON E.	HS Assistant Principal	\$ 117,329.68	\$ 32,524.95	\$ 900.00	\$ 300.00	\$ 151,054.63	25	14
JARVIS, BETH A.	ELEM Interventionist - ELA	\$ 67,938.37	\$ 18,249.45	0	\$ 250.00	\$ 86,437.82	0	14
JAVAN, EMILY D.	School Social Worker	\$ 67,861.62	\$ 25,991.85	0	\$ 250.00	\$ 94,103.47	0	14
JENSEN, ERIK G.	Cross Categorical Teacher	\$ 87,752.42	\$ 18,249.45	0	\$ 250.00	\$ 106,251.87	0	14
JENSKY, ANA L.	ELEM Fifth Grade Teacher	\$ 63,433.51	\$ 18,249.45	0	\$ 250.00	\$ 81,932.96	0	14
JIMENEZ ALFARO, MARTA	Speech Pathologist	\$ 93,124.32	\$ 7,261.95	0	\$ 250.00	\$ 100,636.27	0	14
JIMENEZ, ELIZETTE M.	Speech Pathologist	\$ 69,217.29	\$ 11,087.32	0	\$ 250.00	\$ 80,554.61	0	14
JOBST, CORIE L.	ELEM PE Teacher	\$ 70,681.08	\$ 18,062.73	0	\$ 250.00	\$ 88,993.81	0	14
JOHNSON, ERIN M.	Cross Categorical Teacher	\$ 68,660.55	\$ 18,140.70	0	\$ 250.00	\$ 87,051.25	0	14
JOHNSON, JASON A.	School Counselor	\$ 102,818.38	\$ 28.20	0	\$ 250.00	\$ 103,096.58	0	14

Community Unit School District 300

Public Act 097-0609

Compensation Package of \$75,000+ for the 2023-2024 School Year

As of 9/5/2023

Name	Primary Position	Salary with pension	Health, Dental, Vision, & Life Insurance	Mileage	HRA Deposit	Total Compensation Package	Vacation/Flex Days/Hours	Sick & Personal Days/Hours
JOHNSON, KIYO A.	ELEM Kindergarten Dual Language Teacher	\$ 73,044.96	\$ 11,867.61	0	\$ 250.00	\$ 85,162.57	0	14
JONES, AMY L.	MS Orchestra Teacher	\$ 95,020.54	\$ 18,382.56	0	\$ 250.00	\$ 113,653.10	0	14
JONES, ELIZABETH S.	ELEM Assistant Principal	\$ 93,116.49	\$ 12,998.95	\$ 900.00	\$ 300.00	\$ 107,315.44	4	14
JOPLIN, MANDI D.	Speech Pathologist	\$ 81,065.94	\$ 7,261.95	0	\$ 250.00	\$ 88,577.89	0	14
JOSLYN, MATTHEW W.	MS PE Teacher	\$ 81,065.94	\$ 18,249.45	0	\$ 250.00	\$ 99,565.39	0	14
JURGENSEN, DANIEL M.	MS Science Teacher	\$ 74,919.99	\$ 28.20	0	\$ 250.00	\$ 75,198.19	0	14
JURS, REBECCA M.	Elementary Principal	\$ 143,793.42	\$ 33,700.22	\$ 1,500.00	\$ 300.00	\$ 179,293.64	25	14
KACZAR, DEBORAH A.	ELEM Skills for Success	\$ 86,031.35	\$ 18,743.11	0	\$ 250.00	\$ 105,024.46	0	14
KAKAREKA, SARAH B.	ELEM Kindergarten Teacher	\$ 72,865.95	\$ 11,775.28	0	\$ 250.00	\$ 84,891.23	0	14
KALAMATAS, KATRINA L.	ELEM Interventionist - ELA	\$ 78,037.84	\$ 11,007.76	0	\$ 250.00	\$ 89,295.60	0	14
KALE, ALLISON E.	HS English Teacher	\$ 70,681.08	\$ 11,015.92	0	\$ 250.00	\$ 81,947.00	0	14
KAMINSKI, ALISON C.	Coordinator	\$ 110,563.73	\$ 601.91	\$ 2,700.00	\$ 300.00	\$ 114,165.64	25	14
KAMMINGA, SHELLIE L.	MS Math Teacher	\$ 77,917.83	\$ 24,677.20	0	\$ 250.00	\$ 102,845.03	0	14
KAMPHAUSEN, DAWN L.	Cross Categorical Teacher	\$ 104,753.51	\$ 25,991.85	0	\$ 250.00	\$ 130,995.36	0	14
KANN, KATHLEEN M.	ELEM Second Grade Teacher	\$ 109,113.52	\$ 11,588.56	0	\$ 250.00	\$ 120,952.08	0	14
KAPITAN, SARAH E.	HS Spanish Teacher	\$ 94,988.11	\$ 24,677.20	0	\$ 250.00	\$ 119,915.31	0	14
KAROUMI, AERENIA M.	ELEM Kindergarten Teacher	\$ 104,913.51	\$ 18,929.83	0	\$ 250.00	\$ 124,093.34	0	14
KASPER, MICHAEL J.	MS Band Teacher	\$ 84,375.13	\$ 7,341.51	0	\$ 250.00	\$ 91,966.64	0	14
KASPROWICZ, ADAM A.	HS Industrial Tech Teacher	\$ 59,844.33	\$ 18,249.45	0	\$ 250.00	\$ 78,343.78	0	14
KATZBECK, JASON K.	ELEM ESL Teacher	\$ 93,158.91	\$ 7,184.19	0	\$ 250.00	\$ 100,593.10	0	14
KEATY, ROBERT J.	HS Math Teacher	\$ 97,034.60	\$ 25,991.85	0	\$ 250.00	\$ 123,276.45	0	14
KEBR, ELIZABETH A.	School Social Worker	\$ 67,861.62	\$ 13,043.46	0	\$ 250.00	\$ 81,155.08	0	14
KEELEY, KARLA D.	HS Science Teacher	\$ 61,040.00	\$ 18,601.18	0	\$ 250.00	\$ 79,891.18	0	14
KEEN, BETH A.	Deaf and Hard of Hearing Teacher	\$ 67,419.46	\$ 22,962.93	0	\$ 250.00	\$ 90,632.39	0	14
KELLER, CHRISTOPHER D.	HS Science Teacher	\$ 70,035.68	\$ 16,432.91	0	\$ 250.00	\$ 86,718.59	0	14
KELLY, MICHELLE D.	MS Spanish Teacher	\$ 70,035.68	\$ 11,087.32	0	\$ 250.00	\$ 81,373.00	0	14
KERLEY, AMY M.	ELEM Fifth Grade Teacher	\$ 113,520.00	\$ 28.20	0	\$ 250.00	\$ 113,798.20	0	14
KIEFFER, KRISTIN M.	ELEM Third Grade Teacher	\$ 85,376.21	\$ 9,801.46	0	\$ 250.00	\$ 95,427.67	0	14
KIM, SU YEUN	MS ESL Teacher	\$ 60,969.72	\$ 22,962.93	0	\$ 250.00	\$ 84,182.65	0	14
KIND, EMILY M.	Speech Pathologist	\$ 79,475.68	\$ 11,087.32	0	\$ 250.00	\$ 90,813.00	0	14
KING, SAMANTHA K.	School Counselor	\$ 82,721.08	\$ 10,382.26	0	\$ 250.00	\$ 93,353.34	0	14
KINIKIN, JULIE A.	MS Math Teacher	\$ 94,262.69	\$ 28.20	0	\$ 250.00	\$ 94,540.89	0	14
KIPP, ASHLEY M.	MS Assistant Principal	\$ 102,430.76	\$ 9,369.58	\$ 900.00	\$ 300.00	\$ 113,000.34	25	14
KIRCH, BESS C.	Instructional Coach - ELA	\$ 118,107.03	\$ 1,134.60	0	\$ 250.00	\$ 119,491.63	0	14
KIRCHMEYER, KATHERINE K.	HS Math Teacher	\$ 66,070.26	\$ 18,062.73	0	\$ 250.00	\$ 84,382.99	0	14
KISIEL, ANNA B.	ELEM ESL Teacher	\$ 96,886.48	\$ 18,601.18	0	\$ 250.00	\$ 115,737.66	0	14
KISSAMIS, JEFF E.	ELEM Fourth Grade Teacher	\$ 102,856.22	\$ 18,249.45	0	\$ 250.00	\$ 121,355.67	0	14

Community Unit School District 300

Public Act 097-0609

Compensation Package of \$75,000+ for the 2023-2024 School Year

As of 9/5/2023

Name	Primary Position	Salary with pension	Health, Dental, Vision, & Life Insurance	Mileage	HRA Deposit	Total Compensation Package	Vacation/Flex Days/Hours	Sick & Personal Days/Hours
KLEIN, ALICIA L.	HS Alternative Learn Op Tchr	\$ 77,948.12	\$ 24,677.20	0	\$ 250.00	\$ 102,875.32	0	14
KLEINER, LINDA L.	MS Language Arts Teacher	\$ 81,097.31	\$ 17,621.76	0	\$ 250.00	\$ 98,969.07	0	14
KLEM, NICHOLE K.	Cross Categorical Teacher	\$ 70,035.68	\$ 9,801.46	0	\$ 250.00	\$ 80,087.14	0	14
KLEPARSKI, PATRICK A.	ELEM PE Teacher	\$ 73,536.22	\$ 7,184.19	0	\$ 250.00	\$ 80,970.41	0	14
KLINN, NORMA	Education Service Specialist	\$ 115,028.56	\$ 205.72	\$ 1,500.00	\$ 300.00	\$ 117,034.28	25	14
KLOTTER, MEGAN E.	ELEM Skills for Success	\$ 86,165.40	\$ 24,490.48	0	\$ 250.00	\$ 110,905.88	0	14
KMIECIAK, JANET E.	ELEM Interventionist - Math	\$ 128,931.45	\$ 26,134.05	0	\$ 250.00	\$ 155,315.50	0	14
KOBOS, FRED	Tech Systems Manager	\$ 104,573.01	\$ 18,382.56	0	\$ 250.00	\$ 123,205.57	20	15
KOLAKOWSKI, BARBARA M.	Vision Impaired Teacher	\$ 76,420.54	\$ 18,743.11	0	\$ 250.00	\$ 95,413.65	0	14
KONAJESKI, NANNETTE L.	HS Spanish Teacher	\$ 93,124.32	\$ 22,962.93	0	\$ 250.00	\$ 116,337.25	0	14
KOPETSKY, TRACI L.	MS PE Teacher	\$ 125,972.48	\$ 12,438.69	0	\$ 250.00	\$ 138,661.17	0	14
KOPPA, JAMIE L.	ELEM STEM Teacher	\$ 57,542.71	\$ 17,823.43	0	\$ 250.00	\$ 75,616.14	0	14
KOS, ALISON E.	Dir of Curriculum & Prof Dev	\$ 140,965.93	\$ 450.92	\$ 2,700.00	\$ 300.00	\$ 144,416.85	25	14
KOSCINSKI, LESLIE A.	ELEM Skills for Success	\$ 73,536.22	\$ 7,270.11	0	\$ 250.00	\$ 81,056.33	0	14
KOSI, LISA	Speech Pathologist	\$ 93,124.32	\$ 24,490.48	0	\$ 250.00	\$ 117,864.80	0	14
KOTECKI, BRITT K.	School Social Worker	\$ 91,332.96	\$ 24,490.48	0	\$ 250.00	\$ 116,073.44	0	14
KOTTKE, MOLLY S.	ELEM Third Grade Dual Language Teacher	\$ 70,116.76	\$ 18,326.98	0	\$ 250.00	\$ 88,693.74	0	14
KOURI, DOUGLAS W.	Elementary Principal	\$ 122,725.27	\$ 25,920.30	\$ 1,500.00	\$ 300.00	\$ 150,445.57	25	14
KOVAR, ROBYN M.	MS Social Studies Teacher	\$ 73,536.22	\$ 25,805.13	0	\$ 250.00	\$ 99,591.35	0	14
KOVELL, ERIN M.	Primary Grade Classroom Specialist	\$ 81,192.44	\$ 17,746.05	0	\$ 250.00	\$ 99,188.49	0	14
KRAUSE, GARY A.	Tech Systems Manager	\$ 121,703.01	\$ 18,249.45	0	\$ 250.00	\$ 140,202.46	20	15
KRAUSKA, PRESTON	HS Orchestra Teacher	\$ 70,035.68	\$ 18,062.73	0	\$ 250.00	\$ 88,348.41	0	14
KREPEL, JULIE D.	Cross Categorical Teacher	\$ 91,298.37	\$ 11,007.76	0	\$ 250.00	\$ 102,556.13	0	14
KRIBS, STACY L.	Cross Categorical Teacher	\$ 77,326.48	\$ 18,327.42	0	\$ 250.00	\$ 95,903.90	0	14
KRIEGEL, KIMBERLY E.	Certified Technology Support	\$ 79,507.02	\$ 860.40	0	\$ 250.00	\$ 80,617.42	0	14
KRIEGEL, LESLEE A.	Cross Categorical Tchr - Resource - EL	\$ 83,700.53	\$ 18,062.73	0	\$ 250.00	\$ 102,013.26	0	14
KROLIKOWSKI, MARTA K.	HS English Teacher	\$ 82,687.57	\$ 28.20	0	\$ 250.00	\$ 82,965.77	0	14
KRONBERG, KRISTIN	HS English Teacher	\$ 68,660.55	\$ 25,991.85	0	\$ 250.00	\$ 94,902.40	0	14
KROTSEK, PAUL A.	HS Art Teacher	\$ 86,031.35	\$ 17,903.85	0	\$ 250.00	\$ 104,185.20	0	14
KRUIT, MERIAH E.	School Social Worker	\$ 69,217.29	\$ 7,270.11	0	\$ 250.00	\$ 76,737.40	0	14
KUKULSKI, KYLE T.	Cross Categorical Teacher	\$ 72,095.13	\$ 7,261.95	0	\$ 250.00	\$ 79,607.08	0	14
KUKULSKI, SAMANTHA R.	ELEM STEM Teacher	\$ 81,065.94	\$ 7,190.55	0	\$ 250.00	\$ 88,506.49	0	14
KULBEDA, BRITTANY L.	ELEM Kindergarten Teacher	\$ 70,035.68	\$ 7,341.51	0	\$ 250.00	\$ 77,627.19	0	14
KUMM, PATRICIA M.	ELEM Second Grade Teacher	\$ 109,113.52	\$ 1,134.60	0	\$ 250.00	\$ 110,498.12	0	14
KUNDE, JENNIFER L.	MS Language Arts Teacher	\$ 73,536.22	\$ 18,249.45	0	\$ 250.00	\$ 92,035.67	0	14
KUSSIN, HALEY R.	MS Interventionist - ELA	\$ 63,502.71	\$ 13,230.18	0	\$ 250.00	\$ 76,982.89	0	14
KUZYNOWSKI, COURTNEY M.	ELEM Kindergarten Teacher	\$ 61,064.87	\$ 18,249.45	0	\$ 250.00	\$ 79,564.32	0	14

Community Unit School District 300

Public Act 097-0609

Compensation Package of \$75,000+ for the 2023-2024 School Year

As of 9/5/2023

Name	Primary Position	Salary with pension	Health, Dental, Vision, & Life Insurance	Mileage	HRA Deposit	Total Compensation Package	Vacation/Flex Days/Hours	Sick & Personal Days/Hours
KWARTA, GLENN R.	MS Language Arts Teacher	\$ 77,917.83	\$ 12,279.81	0	\$ 250.00	\$ 90,447.64	0	14
KYLLOE, JUSTINE M.	Vision Impaired Teacher	\$ 76,391.36	\$ 7,261.95	0	\$ 250.00	\$ 83,903.31	0	14
KYRIAZIS, SOPHIA C.	ELEM Kindergarten Teacher	\$ 62,285.41	\$ 25,805.13	0	\$ 250.00	\$ 88,340.54	0	14
LA BRIE III, LEO R.	MS Principal	\$ 140,965.93	\$ 18,046.14	\$ 1,500.00	\$ 300.00	\$ 160,812.07	25	14
LA GRIPPE, SUSAN M.	MS Science Teacher	\$ 125,972.48	\$ 10,889.43	0	\$ 250.00	\$ 137,111.91	0	14
LA RUE, DEBRA J.	ELEM Interventionist - ELA	\$ 118,107.03	\$ 11,007.76	0	\$ 250.00	\$ 129,364.79	0	14
LA RUE, LAURA K.	HS Art Teacher	\$ 93,351.33	\$ 28.20	0	\$ 250.00	\$ 93,629.53	0	14
LABNO, BERNADETTA	School Social Worker	\$ 72,015.13	\$ 17,746.05	0	\$ 250.00	\$ 90,011.18	0	14
LABONAR, MICHELLE M.	ELEM Assistant Principal	\$ 94,980.23	\$ 267.93	\$ 900.00	\$ 300.00	\$ 96,448.16	4	14
LAIPPLE, MAREN J.	ELEM First Grade Teacher	\$ 113,562.17	\$ 9,801.46	0	\$ 250.00	\$ 123,613.63	0	14
LAMOSO, JUSTINE N.	MS Assistant Principal	\$ 100,423.08	\$ 9,208.41	\$ 900.00	\$ 300.00	\$ 110,831.49	25	14
LANE, LISA A.	Certified Nurse	\$ 72,951.36	\$ 11,007.76	0	\$ 250.00	\$ 84,209.12	0	14
LANG, TONYA G.	Cross Categorical Teacher	\$ 74,322.16	\$ 12,438.69	0	\$ 250.00	\$ 87,010.85	0	14
LANGE, MARIE G.	Speech Pathologist	\$ 67,861.62	\$ 10,936.36	0	\$ 250.00	\$ 79,047.98	0	14
LANGLAND, PAMELA K.	Pre-Primary Spec Ed Teacher	\$ 79,507.02	\$ 7,261.95	0	\$ 250.00	\$ 87,018.97	0	14
LANGREDER, HENRY	HS German Teacher	\$ 93,124.32	\$ 17,746.05	0	\$ 250.00	\$ 111,120.37	0	14
LANGTON, MATTHEW R.	MS Principal	\$ 138,201.10	\$ 32,562.25	\$ 1,500.00	\$ 300.00	\$ 172,563.35	25	14
LAROCCO, JENNIFER L.	ELEM Third Grade Teacher	\$ 111,295.14	\$ 25,991.85	0	\$ 250.00	\$ 137,536.99	0	14
LARSON, AMANDA L.	ELEM Music Teacher	\$ 64,775.13	\$ 18,249.45	0	\$ 250.00	\$ 83,274.58	0	14
LARSON, DESIREE L.	Certified Technology Support	\$ 85,931.89	\$ 18,062.73	0	\$ 250.00	\$ 104,244.62	0	14
LARSON, JULIE M.	ELEM STEM Teacher	\$ 55,308.10	\$ 25,991.85	0	\$ 250.00	\$ 81,549.95	0	14
LARSON, SUSAN M.	ELEM Fourth Grade Teacher	\$ 104,913.51	\$ 11,007.76	0	\$ 250.00	\$ 116,171.27	0	14
LASKONIS, DEBRA M.	Supervisory Dean	\$ 89,278.02	\$ 12,607.98	\$ 900.00	\$ 300.00	\$ 103,086.00	4	14
LATHROP, CHRISTINE C.	Legal Secretary	\$ 73,555.02	\$ 18,249.45	0	\$ 250.00	\$ 92,054.47	15	15
LATIMER, JUDITH M.	ELEM Fifth Grade Teacher	\$ 67,419.46	\$ 11,775.28	0	\$ 250.00	\$ 79,444.74	0	14
LAZARE, JEANETTE M.	ELEM Kindergarten Teacher	\$ 75,006.48	\$ 18,249.45	0	\$ 250.00	\$ 93,505.93	0	14
LAZO, JEANETTE	Non Certified Nurse	\$ 71,646.61	\$ 7,261.95	0	\$ 250.00	\$ 79,158.56	0	14
LEARY, JEFREY S.	HS Spanish Teacher	\$ 74,895.14	\$ 16,868.37	0	\$ 250.00	\$ 92,013.51	0	14
LEDEAUX, LAUREN M.	Education Service Specialist	\$ 108,395.59	\$ 26,081.38	\$ 1,500.00	\$ 300.00	\$ 136,276.97	25	14
LEDEAUX, SAMUEL	Director	\$ 140,965.93	\$ 252.29	\$ 2,700.00	\$ 300.00	\$ 144,218.22	25	14
LEGG, MICHELLE R.	MS Math Teacher	\$ 83,700.53	\$ 7,341.51	0	\$ 250.00	\$ 91,292.04	0	14
LEIB, ERIN L.	Speech Pathologist	\$ 95,020.54	\$ 11,775.28	0	\$ 250.00	\$ 107,045.82	0	14
LEIBENGOOD, JULIE A.	ELEM Fourth Grade Teacher	\$ 121,079.93	\$ 13,043.46	0	\$ 250.00	\$ 134,373.39	0	14
LEIFELD, SHANE M.	HS Social Studies Teacher	\$ 100,031.34	\$ 25,805.13	0	\$ 250.00	\$ 126,086.47	0	14
LEIST, JESSICA T.	MS Science Teacher	\$ 65,995.67	\$ 24,490.48	0	\$ 250.00	\$ 90,736.15	0	14
LEITON, MIRIAM	Instructional Coach - Language	\$ 75,810.81	\$ 12,726.78	0	\$ 250.00	\$ 88,787.59	0	14
LEMANSKI, RYAN K.	Education Service Specialist	\$ 122,070.33	\$ 22,006.76	\$ 1,500.00	\$ 300.00	\$ 145,877.09	25	14

Community Unit School District 300

Public Act 097-0609

Compensation Package of \$75,000+ for the 2023-2024 School Year

As of 9/5/2023

Name	Primary Position	Salary with pension	Health, Dental, Vision, & Life Insurance	Mileage	HRA Deposit	Total Compensation Package	Vacation/Flex Days/Hours	Sick & Personal Days/Hours
LEMLEY, KALYNN M.	ELEM Second Grade Teacher	\$ 94,988.11	\$ 25,991.85	0	\$ 250.00	\$ 121,229.96	0	14
LENTZ, JASON D.	MS Principal	\$ 158,751.64	\$ 18,095.01	\$ 1,500.00	\$ 300.00	\$ 178,646.65	25	14
LEONARD, SHANNON E.	ELEM Fourth Grade Teacher	\$ 92,415.13	\$ 25,805.13	0	\$ 250.00	\$ 118,470.26	0	14
LEPKOWSKI, ALEXANDER J.	HS Math Teacher	\$ 71,519.99	\$ 18,249.45	0	\$ 250.00	\$ 90,019.44	0	14
LERETTE-KAUFFMAN, HEIDI A.	Vision Impaired Teacher	\$ 69,217.29	\$ 18,249.45	0	\$ 250.00	\$ 87,716.74	0	14
LESCHMAN, SHALON K.	Elementary Principal	\$ 117,959.33	\$ 26,098.63	\$ 1,500.00	\$ 300.00	\$ 145,857.96	25	14
LESKO, SHANNON A.	MS Language Arts Teacher	\$ 89,540.53	\$ 947.88	0	\$ 250.00	\$ 90,738.41	0	14
LEVY, LISA A.	ELEM ESL Teacher	\$ 103,229.94	\$ 25,805.13	0	\$ 250.00	\$ 129,285.07	0	14
LEWANDOWSKI, TARAH N.	Cross Categorical Tchr - Resource - EL	\$ 64,702.71	\$ 11,866.05	0	\$ 250.00	\$ 76,818.76	0	14
LEWARCHICK, KRISTEN A.	ELEM ESL Teacher	\$ 102,818.38	\$ 18,249.45	0	\$ 250.00	\$ 121,317.83	0	14
LICHTENBERG, CHRISTINA L.	MS Language Arts Teacher	\$ 87,784.87	\$ 1,134.60	0	\$ 250.00	\$ 89,169.47	0	14
LICHTENHELD, ALLISON E.	Media Teacher	\$ 84,375.13	\$ 11,007.76	0	\$ 250.00	\$ 95,632.89	0	14
LIGHT, KRISTIN E.	ELEM Fourth Grade Teacher	\$ 96,886.48	\$ 24,490.48	0	\$ 250.00	\$ 121,626.96	0	14
LINDAHL, DANIEL A.	Division Head	\$ 124,512.08	\$ 25,606.86	\$ 900.00	\$ 300.00	\$ 151,318.94	4	14
LINDEN, NICHOLAS M.	HS Industrial Tech Teacher	\$ 102,031.36	\$ 18,249.45	0	\$ 250.00	\$ 120,530.81	0	14
LINDLEY, ANDREW J.	Division Head	\$ 115,028.56	\$ 26,092.84	\$ 900.00	\$ 300.00	\$ 142,321.40	4	14
LIPPERER, JESSICA L.	Vision Impaired Teacher	\$ 79,475.68	\$ 25,991.85	0	\$ 250.00	\$ 105,717.53	0	14
LISS, ASHLEY E.	Certified Technology Support	\$ 72,095.13	\$ 18,601.18	0	\$ 250.00	\$ 90,946.31	0	14
LOBDELL, KYLE E.	Supervisory Dean	\$ 87,527.48	\$ 26,044.08	\$ 900.00	\$ 300.00	\$ 114,771.56	4	14
LOFTUS, TAYLOR M.	ELEM First Grade Teacher	\$ 67,314.59	\$ 11,087.32	0	\$ 250.00	\$ 78,651.91	0	14
LOGA, TINA P.	School Social Worker	\$ 89,508.10	\$ 10,837.35	0	\$ 250.00	\$ 100,595.45	0	14
LONGO, LUKE A.	Emotional Disorder Teacher	\$ 73,536.22	\$ 25,805.13	0	\$ 250.00	\$ 99,591.35	0	14
LOPEZ GARCIA, ALEJANDRO	MS Dual Language	\$ 74,895.14	\$ 28.20	0	\$ 250.00	\$ 75,173.34	0	14
LOPEZ, CARISA M.	Payroll Coordinator	\$ 78,098.02	\$ 367.08	0	\$ 250.00	\$ 78,715.10	15	15
LOPEZ, JAMES J.	ELEM PE Teacher	\$ 76,420.54	\$ 17,903.85	0	\$ 250.00	\$ 94,574.39	0	14
LOPEZ, YOLANDA P.	ELEM ESL Teacher	\$ 90,603.23	\$ 25,805.13	0	\$ 250.00	\$ 116,658.36	0	14
LORINCZI, QUINTEN	HS English Teacher	\$ 57,542.71	\$ 18,062.73	0	\$ 250.00	\$ 75,855.44	0	14
LOTZER, JACLYN K.	HS Science Teacher	\$ 70,035.68	\$ 11,087.32	0	\$ 250.00	\$ 81,373.00	0	14
LOUIS, SHARON	HS FACS Teacher	\$ 91,298.37	\$ 28.20	0	\$ 250.00	\$ 91,576.57	0	14
LOVAGLIA, JOANNE K.	ELEM First Grade Teacher	\$ 81,065.94	\$ 18,569.28	0	\$ 250.00	\$ 99,885.22	0	14
LUCAS, MELISSA A.	Cross Categorical Tchr - Resource - EL	\$ 90,603.23	\$ 12,438.69	0	\$ 250.00	\$ 103,291.92	0	14
LUDWIG, SANDRA	ELEM ESL Teacher	\$ 77,948.12	\$ 7,261.95	0	\$ 250.00	\$ 85,460.07	0	14
LUNDE, BJANA W.	MS Art Teacher	\$ 75,810.81	\$ 28.20	0	\$ 250.00	\$ 76,089.01	0	14
LUPO, JENNIFER L.	ELEM Kindergarten Teacher	\$ 107,010.80	\$ 24,677.20	0	\$ 250.00	\$ 131,938.00	0	14
LUTES, AMY E.	HS Business Teacher	\$ 71,519.99	\$ 18,743.11	0	\$ 250.00	\$ 90,513.10	0	14
LYCOS, TIMOTHY C.	Supervisory Dean	\$ 85,812.08	\$ 18,298.16	\$ 900.00	\$ 300.00	\$ 105,310.24	4	14
LYDAY, EMILY A.	Deputy Supt Exec Secretary	\$ 71,936.19	\$ 11,087.32	0	\$ 250.00	\$ 83,273.51	15	15

Community Unit School District 300

Public Act 097-0609

Compensation Package of \$75,000+ for the 2023-2024 School Year

As of 9/5/2023

Name	Primary Position	Salary with pension	Health, Dental, Vision, & Life Insurance	Mileage	HRA Deposit	Total Compensation Package	Vacation/Flex Days/Hours	Sick & Personal Days/Hours
LYTTLES, TONY R.	Technology Support Supervisor	\$ 69,875.00	\$ 18,090.57	0	\$ 250.00	\$ 88,215.57	10	15
MACK, KATHLEEN E.	ELEM STEM Teacher	\$ 75,006.48	\$ 24,677.20	0	\$ 250.00	\$ 99,933.68	0	14
MAHER, LINDA S.	ELEM Fourth Grade Teacher	\$ 123,184.50	\$ 18,249.45	0	\$ 250.00	\$ 141,683.95	0	14
MAHONEY, PAMELA S.	Pre-Primary Spec Ed Teacher	\$ 102,818.38	\$ 18,414.46	0	\$ 250.00	\$ 121,482.84	0	14
MAINOLFI, KELLIE A.	Director	\$ 135,493.42	\$ 33,685.71	\$ 2,700.00	\$ 300.00	\$ 172,179.13	25	14
MAJEWSKI, STEPHEN M.	Supervisory Dean	\$ 97,497.79	\$ 33,617.12	\$ 900.00	\$ 300.00	\$ 132,314.91	25	14
MANELLA, MEGHANN M.	Student Info System Specialist	\$ 60,564.95	\$ 22,962.93	0	\$ -	\$ 83,527.88	15	15
MANNELLA, MICHELE L.	ELEM Fifth Grade Teacher	\$ 115,790.26	\$ 11,588.56	0	\$ 250.00	\$ 127,628.82	0	14
MANYPENNY, LESLIE A.	HS Social Studies Teacher	\$ 91,332.96	\$ 11,015.92	0	\$ 250.00	\$ 102,598.88	0	14
MARCHETTI, JAMIE L.	ELEM Fourth Grade Teacher	\$ 94,988.11	\$ 18,062.73	0	\$ 250.00	\$ 113,300.84	0	14
MARINAS, KATHRYN S.	ELEM Second Grade Teacher	\$ 93,158.91	\$ 24,677.20	0	\$ 250.00	\$ 118,086.11	0	14
MARINELLI, SUSAN C.	ELEM Kindergarten Teacher	\$ 56,414.05	\$ 25,991.85	0	\$ 250.00	\$ 82,655.90	0	14
MARKHAM, LYDIA L.	Certified Advisor	\$ 94,988.11	\$ 10,740.28	0	\$ 250.00	\$ 105,978.39	0	14
MARKS, BRADLEY S.	ELEM Fifth Grade Teacher	\$ 67,419.46	\$ 18,414.46	0	\$ 250.00	\$ 86,083.92	0	14
MARLER CONNER, ANGELA	Director of Federal Programs	\$ 108,395.59	\$ 17,484.23	\$ 2,700.00	\$ 300.00	\$ 128,879.82	25	14
MARLOWE, KATIE E.	ELEM Second Grade Teacher	\$ 93,124.32	\$ 12,625.41	0	\$ 250.00	\$ 105,999.73	0	14
MARQUIS, MARCIE L.	MS Language Arts Teacher	\$ 70,035.68	\$ 17,658.57	0	\$ 250.00	\$ 87,944.25	0	14
MARSHALL, NOELIA	ELEM Interventionist - Bilingual	\$ 70,035.68	\$ 9,881.02	0	\$ 250.00	\$ 80,166.70	0	14
MARTENS, DANIEL R.	MS PE Teacher	\$ 107,134.05	\$ 9,801.46	0	\$ 250.00	\$ 117,185.51	0	14
MARTIN, ANNA C.	MS Math Teacher	\$ 82,060.55	\$ 947.88	0	\$ 250.00	\$ 83,258.43	0	14
MARTIN, ANTHONY M.	HS English Teacher	\$ 69,192.44	\$ 7,184.19	0	\$ 250.00	\$ 76,626.63	0	14
MARTIN, JENNIFER A.	MS Language Arts Teacher	\$ 59,844.33	\$ 22,962.93	0	\$ 250.00	\$ 83,057.26	0	14
MARTIN, JOSHUA	Technology Support Supervisor	\$ 108,889.01	\$ 16,868.37	0	\$ 250.00	\$ 126,007.38	10	15
MARTIN, NICHOLAS R.	Cross Categorical Teacher	\$ 76,420.54	\$ 17,913.22	0	\$ 250.00	\$ 94,583.76	0	14
MARTINEZ, CHAYANNE L.	ELEM Fifth Grade Dual Language Teacher	\$ 67,314.59	\$ 22,776.21	0	\$ 250.00	\$ 90,340.80	0	14
MARTINO, FAITH A.	ELEM Skills for Success	\$ 104,875.67	\$ 18,062.73	0	\$ 250.00	\$ 123,188.40	0	14
MARTINSEN, JESSICA A.	ELEM Assistant Principal	\$ 96,880.21	\$ 33,803.45	\$ 900.00	\$ 300.00	\$ 131,883.66	4	14
MASCORRO, DOMINIQUE R.	Cognitive Disabilities Teacher	\$ 65,995.67	\$ 12,537.93	0	\$ 250.00	\$ 78,783.60	0	14
MASON, DEBORAH L.	Director of Transportation	\$ 127,683.50	\$ 24,232.06	\$ 2,700.00	\$ 300.00	\$ 154,915.56	25	14
MASON, GREGORY J.	HS Social Studies Teacher	\$ 84,342.71	\$ 22,962.93	0	\$ 250.00	\$ 107,555.64	0	14
MASTALERZ, CHRISTOPHER	MS Art Teacher	\$ 93,124.32	\$ 1,134.60	0	\$ 250.00	\$ 94,508.92	0	14
MATHISEN, LINDSEY A.	HS English Teacher	\$ 67,314.59	\$ 25,805.13	0	\$ 250.00	\$ 93,369.72	0	14
MAUGER, ELIZABETH L.	ELEM Interventionist - Math	\$ 107,010.80	\$ 18,140.70	0	\$ 250.00	\$ 125,401.50	0	14
MAXA, FELICIA A.	HS Science Teacher	\$ 59,867.04	\$ 18,249.45	0	\$ 250.00	\$ 78,366.49	0	14
MAYS, LINDSAY J.	HS American Sign Language	\$ 64,801.09	\$ 10,481.50	0	\$ 250.00	\$ 75,532.59	0	14
MAZUR, KEVIN M.	HS Science Teacher	\$ 65,995.67	\$ 12,122.01	0	\$ 250.00	\$ 78,367.68	0	14
MCBRIDE, MELISSA H.	ELEM First Grade Teacher	\$ 60,969.72	\$ 16,619.63	0	\$ 250.00	\$ 77,839.35	0	14

Community Unit School District 300

Public Act 097-0609

Compensation Package of \$75,000+ for the 2023-2024 School Year

As of 9/5/2023

Name	Primary Position	Salary with pension	Health, Dental, Vision, & Life Insurance	Mileage	HRA Deposit	Total Compensation Package	Vacation/Flex Days/Hours	Sick & Personal Days/Hours
MCCALL, MARY L.	Non Certified Nurse	\$ 66,669.27	\$ 11,139.40	0	\$ 250.00	\$ 78,058.67	0	14
MCCARTHY, RICHARD J.	Maintenance-Trades G-II	\$ 80,046.82	\$ 28.20	0	\$ -	\$ 80,075.02	15	15
McCURDY, NICOLE K.	School Social Worker	\$ 96,922.15	\$ 25,805.13	0	\$ 250.00	\$ 122,977.28	0	14
MCGINN, ANTHONY J.	Chief	\$ 163,617.59	\$ 13,224.28	\$ 2,700.00	\$ 300.00	\$ 179,841.87	25	14
McKENNEY, MATTHEW N.	HS Science Teacher	\$ 87,752.42	\$ 18,249.45	0	\$ 250.00	\$ 106,251.87	0	14
MCMAHON, KARA K.	Chief	\$ 253,359.78	\$ 33,991.67	\$ 2,700.00	\$ 300.00	\$ 290,351.45	25	14
McNEES, SCOTT M.	HS Science Teacher	\$ 74,322.16	\$ 25,991.85	0	\$ 250.00	\$ 100,564.01	0	14
MEAR, ANDREA C.	Instructional Coach - ELA	\$ 76,391.36	\$ 24,490.48	0	\$ 250.00	\$ 101,131.84	0	14
MEDCALF, KATHERINE	MS Interventionist - Math	\$ 86,031.35	\$ 18,601.18	0	\$ 250.00	\$ 104,882.53	0	14
MEDINA, FERNANDO	HS Industrial Tech Teacher	\$ 87,083.24	\$ 7,870.59	0	\$ 250.00	\$ 95,203.83	0	14
MELENDY, KASEY M.	School Social Worker	\$ 66,531.90	\$ 9,801.46	0	\$ 250.00	\$ 76,583.36	0	14
MENO, NATHAN T.	HS English Teacher	\$ 77,948.12	\$ 11,007.76	0	\$ 250.00	\$ 89,205.88	0	14
MERGENS, NICOLE A.	ELEM Alternative Learn Op Tchr	\$ 67,938.37	\$ 7,261.95	0	\$ 250.00	\$ 75,450.32	0	14
MERTOGLU, DAVID Z.	ELEM Fifth Grade Teacher	\$ 63,530.80	\$ 18,062.73	0	\$ 250.00	\$ 81,843.53	0	14
MEYER, REBECCA J.	ELEM PE Teacher	\$ 87,290.81	\$ 24,490.48	0	\$ 250.00	\$ 112,031.29	0	14
MICHAEL, BRIANNA L.	Cognitive Disabilities Teacher	\$ 72,095.13	\$ 9,533.98	0	\$ 250.00	\$ 81,879.11	0	14
MICHALSKI, MAGDALENA M.	ELEM ESL Teacher	\$ 71,434.60	\$ 17,301.93	0	\$ 250.00	\$ 88,986.53	0	14
MICHALSKI, MATTHEW A.	HS Social Studies Teacher	\$ 96,148.11	\$ 18,414.46	0	\$ 250.00	\$ 114,812.57	0	14
MICKLE, JONATHAN W.	Director of Facilities	\$ 149,595.59	\$ 26,155.27	\$ 2,700.00	\$ 300.00	\$ 178,750.86	25	14
MILISON, ALISON E.	Cross Categorical Teacher	\$ 55,308.10	\$ 25,991.85	0	\$ 250.00	\$ 81,549.95	0	14
MILLARD, KIMBERLY M.	Cross Categorical Teacher	\$ 86,031.35	\$ 18,513.70	0	\$ 250.00	\$ 104,795.05	0	14
MILLER, ANGELA E.	HS English Teacher	\$ 66,070.26	\$ 10,936.36	0	\$ 250.00	\$ 77,256.62	0	14
MILLER, KIM M.	ELEM First Grade Dual Language Teacher	\$ 118,401.36	\$ 12,438.69	0	\$ 250.00	\$ 131,090.05	0	14
MINNER, KRISTEN F.	Primary Grade Classroom Specialist	\$ 87,887.56	\$ 28.20	0	\$ 250.00	\$ 88,165.76	0	14
MIRANDA, JENNIFER A.	School Psychologist	\$ 79,507.02	\$ 18,062.73	0	\$ 250.00	\$ 97,819.75	0	14
MIRON, LUC J.	ELEM Interventionist - Math	\$ 108,987.02	\$ 25,991.85	0	\$ 250.00	\$ 135,228.87	0	14
MITCHELL, KATHLEEN M.	ELEM Band Teacher	\$ 67,391.35	\$ 11,015.92	0	\$ 250.00	\$ 78,657.27	0	14
MITCHELL, STACEY L.	ELEM Skills for Success	\$ 104,875.67	\$ 25,991.85	0	\$ 250.00	\$ 131,117.52	0	14
MOCKUS, ANDREA L.	Pre-School For All	\$ 104,875.67	\$ 18,140.70	0	\$ 250.00	\$ 123,266.37	0	14
MOLIK, KYLE C.	HS Associate Principal-Operations	\$ 122,725.27	\$ 13,924.75	\$ 900.00	\$ 300.00	\$ 137,850.02	25	14
MOORE, JENNIFER M.	Instructional Coach - Math	\$ 73,536.22	\$ 18,513.70	0	\$ 250.00	\$ 92,299.92	0	14
MORA, EBERTO	Assistant Superintendent	\$ 191,702.18	\$ 24,145.55	\$ 2,700.00	\$ 300.00	\$ 218,847.73	25	14
MORALES, MONIKA K.	HS Spanish Teacher	\$ 79,475.68	\$ 10,837.35	0	\$ 250.00	\$ 90,563.03	0	14
MORAN, TIMOTHY R.	HS Social Studies Teacher	\$ 72,095.13	\$ 25,805.13	0	\$ 250.00	\$ 98,150.26	0	14
MORES, LAURA M.	MS Social Studies Teacher	\$ 59,775.13	\$ 18,249.45	0	\$ 250.00	\$ 78,274.58	0	14
MORRIS, NICOLE M.	MS Associate Principal-Instruction	\$ 108,395.59	\$ 32,509.07	\$ 900.00	\$ 300.00	\$ 142,104.66	25	14
MOTLEY, JOSHUA S.	Financial Analyst	\$ 84,296.00	\$ 18,929.83	0	\$ 250.00	\$ 103,475.83	10	15

Community Unit School District 300

Public Act 097-0609

Compensation Package of \$75,000+ for the 2023-2024 School Year

As of 9/5/2023

Name	Primary Position	Salary with pension	Health, Dental, Vision, & Life Insurance	Mileage	HRA Deposit	Total Compensation Package	Vacation/Flex Days/Hours	Sick & Personal Days/Hours
MOTTASHED, DAVID W.	Grounds Supervisor Tues-Sat	\$ 57,048.54	\$ 18,929.83	0	\$ -	\$ 75,978.37	15	15
MUCHA, MELLISSA L.	Pre-School For All	\$ 78,874.58	\$ 7,341.51	0	\$ 250.00	\$ 86,466.09	0	14
MUELLER, BRIAN F.	Cross Categorical Teacher	\$ 109,113.52	\$ 10,382.26	0	\$ 250.00	\$ 119,745.78	0	14
MUELLER, THERESE E.	ELEM First Grade Teacher	\$ 96,148.11	\$ 18,414.46	0	\$ 250.00	\$ 114,812.57	0	14
MULLEN, KELLY A.	HS English Teacher	\$ 104,072.43	\$ 1,276.80	0	\$ 250.00	\$ 105,599.23	0	14
MUNOZ, MARLENE	Elementary Principal	\$ 120,318.67	\$ 25,916.11	\$ 1,500.00	\$ 300.00	\$ 148,034.78	25	14
MUNOZ-GARCIA, LUZ S.	ELEM Second Grade Dual Language Teacher	\$ 102,818.38	\$ 18,161.97	0	\$ 250.00	\$ 121,230.35	0	14
MURO, DALILA	ELEM Interventionist - Bilingual	\$ 83,700.53	\$ 25,805.13	0	\$ 250.00	\$ 109,755.66	0	14
MURPHY, ANGELA L.	MS Language Arts Teacher	\$ 59,844.33	\$ 16,619.63	0	\$ 250.00	\$ 76,713.96	0	14
MURPHY, ASHLEY L.	ELEM First Grade Teacher	\$ 64,702.71	\$ 11,007.76	0	\$ 250.00	\$ 75,960.47	0	14
MURPHY, CARMEN	Translator	\$ 51,257.89	\$ 25,805.13	0	\$ -	\$ 77,063.02	15	15
MURPHY, JESSICA A.	MS Assistant Principal	\$ 100,423.08	\$ 12,627.82	\$ 900.00	\$ 300.00	\$ 114,250.90	25	14
MURPHY, KELLEY S.	Elementary Principal	\$ 125,179.13	\$ 21,158.71	\$ 1,500.00	\$ 300.00	\$ 148,137.84	25	14
MURPHY, NICHOLE M.	Media Teacher	\$ 98,860.54	\$ 11,007.76	0	\$ 250.00	\$ 110,118.30	0	14
MURRAY, JAMES E.	Maintenance-Trades H-III	\$ 72,297.84	\$ 18,929.83	0	\$ -	\$ 91,227.67	15	15
MURRAY, ROBERT J.	Cross Categorical Teacher	\$ 100,803.24	\$ 25,991.85	0	\$ 250.00	\$ 127,045.09	0	14
MUSCAT, STEVEN M.	Maintenance	\$ 69,853.62	\$ 7,941.99	0	\$ -	\$ 77,795.61	15	15
MUSSACHIO, STEPHANIE N.	Primary Grade Classroom Specialist	\$ 70,035.68	\$ 18,249.45	0	\$ 250.00	\$ 88,535.13	0	14
NACKE, SHELLEY A.	Chief	\$ 229,553.84	\$ 13,213.96	\$ 2,700.00	\$ 300.00	\$ 245,767.80	25	14
NANGLE, KATE A.	ELEM Third Grade Teacher	\$ 118,107.03	\$ 11,007.76	0	\$ 250.00	\$ 129,364.79	0	14
NAPPER, DANIEL J.	HS English Teacher	\$ 79,600.01	\$ 18,249.45	0	\$ 250.00	\$ 98,099.46	0	14
NATALE, JOSEPH P.	HS Math Teacher	\$ 70,035.68	\$ 18,062.73	0	\$ 250.00	\$ 88,348.41	0	14
NAVARRO, MARIA S.	Primary Grade Classroom Specialist-Dual Lang	\$ 120,468.11	\$ 24,490.48	0	\$ 250.00	\$ 145,208.59	0	14
NEENAN, ELIZABETH A.	Speech Pathologist	\$ 88,004.39	\$ 7,341.51	0	\$ 250.00	\$ 95,595.90	0	14
NEGI, KATHLEEN A.	ELEM Second Grade Teacher	\$ 82,060.55	\$ 24,677.20	0	\$ 250.00	\$ 106,987.75	0	14
NEITZEL, CATHRYN L.	ELEM First Grade Teacher	\$ 109,113.52	\$ 17,653.66	0	\$ 250.00	\$ 127,017.18	0	14
NEJMAN, JASON J.	ELEM Assistant Principal	\$ 93,116.49	\$ 26,054.02	\$ 900.00	\$ 300.00	\$ 120,370.51	4	14
NELIS, THERESA A.	School Social Worker	\$ 113,562.17	\$ 25,991.85	0	\$ 250.00	\$ 139,804.02	0	14
NELSEN, JENNA L.	ELEM Fourth Grade Teacher	\$ 73,536.22	\$ 11,007.76	0	\$ 250.00	\$ 84,793.98	0	14
NELSEN, ZACHARY	HS Math Teacher	\$ 63,433.51	\$ 18,062.73	0	\$ 250.00	\$ 81,746.24	0	14
NELSON, MATTHEW J.	ELEM PE Teacher	\$ 102,818.38	\$ 24,677.20	0	\$ 250.00	\$ 127,745.58	0	14
NELSON, NICOLE M.	Emotional Disorder Teacher	\$ 87,784.87	\$ 9,801.46	0	\$ 250.00	\$ 97,836.33	0	14
NERJA, PATRICK S.	HS Math Teacher	\$ 58,694.05	\$ 16,681.65	0	\$ 250.00	\$ 75,625.70	0	14
NEU, ELISA N.	Cognitive Disabilities Teacher	\$ 64,775.13	\$ 18,000.70	0	\$ 250.00	\$ 83,025.83	0	14
NEWTON, THERESA M.	ELEM Interventionist - Math	\$ 107,010.80	\$ 24,677.20	0	\$ 250.00	\$ 131,938.00	0	14
NGUYEN, KEVIN V.	ELEM Assistant Principal	\$ 94,980.23	\$ 9,276.43	\$ 900.00	\$ 300.00	\$ 105,456.66	4	14
NICHOLS, MEGAN C.	Education Service Specialist	\$ 106,269.22	\$ 30,604.32	\$ 1,500.00	\$ 300.00	\$ 138,673.54	25	14

Community Unit School District 300

Public Act 097-0609

Compensation Package of \$75,000+ for the 2023-2024 School Year

As of 9/5/2023

Name	Primary Position	Salary with pension	Health, Dental, Vision, & Life Insurance	Mileage	HRA Deposit	Total Compensation Package	Vacation/Flex Days/Hours	Sick & Personal Days/Hours
NICKOL, KRISTEN M.	School Social Worker	\$ 74,919.99	\$ 18,599.14	0	\$ 250.00	\$ 93,769.13	0	14
NIEMIEC, BRYNN	MS Math Teacher	\$ 96,886.48	\$ 18,062.73	0	\$ 250.00	\$ 115,199.21	0	14
NIETO, PILAR	ELEM Kindergarten Dual Language Teacher	\$ 87,887.56	\$ 18,569.28	0	\$ 250.00	\$ 106,706.84	0	14
NISI, ERIN V.	ELEM Interventionist - ELA	\$ 76,420.54	\$ 187.08	0	\$ 250.00	\$ 76,857.62	0	14
NOLAN, JENNIFER G.	Elementary Principal	\$ 120,318.67	\$ 32,343.80	\$ 1,500.00	\$ 300.00	\$ 154,462.47	25	14
NOLTE, REBECCA L.	HS Social Studies Teacher	\$ 69,295.13	\$ 18,601.18	0	\$ 250.00	\$ 88,146.31	0	14
NORKUS, KATE E.	HS Art Teacher	\$ 92,415.13	\$ 22,962.93	0	\$ 250.00	\$ 115,628.06	0	14
NOSBISCH, REED S.	Cross Categorical Teacher	\$ 115,832.43	\$ 26,134.05	0	\$ 250.00	\$ 142,216.48	0	14
NOSEWICZ, JOHN P.	School Psychologist	\$ 109,151.35	\$ 17,746.05	0	\$ 250.00	\$ 127,147.40	0	14
NOTTOLINI, CHARLENE D.	HS English Teacher	\$ 91,298.37	\$ 25,805.13	0	\$ 250.00	\$ 117,353.50	0	14
NOWAK, DAVID R.	Director	\$ 135,493.42	\$ 33,685.71	\$ 2,700.00	\$ 300.00	\$ 172,179.13	25	14
NUNEZ, SHANNON K.	Bilingual Special Ed Teacher	\$ 91,298.37	\$ 17,301.93	0	\$ 250.00	\$ 108,850.30	0	14
NYQUIST, CHRISTINA E.	ELEM Fourth Grade Teacher	\$ 53,159.99	\$ 22,776.21	0	\$ 250.00	\$ 76,186.20	0	14
O'BRIEN, JILLIAN M.	HS PE Teacher	\$ 70,681.08	\$ 17,903.85	0	\$ 250.00	\$ 88,834.93	0	14
O'BRIEN, KATHRYN M.	HS Math Teacher	\$ 84,342.71	\$ 10,837.35	0	\$ 250.00	\$ 95,430.06	0	14
O'BRIEN, PATRICK C.	HS Social Studies Teacher	\$ 102,818.38	\$ 28.20	0	\$ 250.00	\$ 103,096.58	0	14
OCAMPO, JESSICA L.	Behavior Disorder Teacher	\$ 62,259.46	\$ 18,601.18	0	\$ 250.00	\$ 81,110.64	0	14
O'CONNOR, MICHAEL C.	ELEM Fourth Grade Teacher	\$ 89,540.53	\$ 28.20	0	\$ 250.00	\$ 89,818.73	0	14
ODENTHAL, KATIE N.	MS Alternative Learn Op Coach	\$ 82,687.57	\$ 22,962.93	0	\$ 250.00	\$ 105,900.50	0	14
ODOM, ALEXANDER V.	ELEM Second Grade Teacher	\$ 63,502.71	\$ 25,805.13	0	\$ 250.00	\$ 89,557.84	0	14
O'DONNELL, AMY G.	ELEM Third Grade Teacher	\$ 81,065.94	\$ 25,991.85	0	\$ 250.00	\$ 107,307.79	0	14
OEFFLING, SHARON K.	School Social Worker	\$ 111,295.14	\$ 25,805.13	0	\$ 250.00	\$ 137,350.27	0	14
O'HERRON, AMY E.	MS AVID Teacher	\$ 75,006.48	\$ 10,837.35	0	\$ 250.00	\$ 86,093.83	0	14
O'KEEFE, COLLEEN	Chief Legal Counsel	\$ 247,918.12	\$ 32,676.98	\$ 2,700.00	\$ 300.00	\$ 283,595.10	25	14
OLIVER, MICHELLE C.	MS Science Teacher	\$ 77,917.83	\$ 18,249.45	0	\$ 250.00	\$ 96,417.28	0	14
OLLER, REBECCA A.	School Social Worker	\$ 84,375.13	\$ 18,249.45	0	\$ 250.00	\$ 102,874.58	0	14
ONAK, SUSANNA M.	Speech Pathologist	\$ 82,721.08	\$ 28.20	0	\$ 250.00	\$ 82,999.28	0	14
OPSAHL, TAYLOR N.	Board Certified Behavior Analyst	\$ 67,938.37	\$ 7,261.95	0	\$ 250.00	\$ 75,450.32	0	14
ORNELAS, LAURA	Human Resources Specialist	\$ 60,469.94	\$ 17,746.05	0	\$ -	\$ 78,215.99	25	15
ORTIZ, CARMEN L.	ELEM Interventionist - Bilingual	\$ 96,886.48	\$ 8,029.47	0	\$ 250.00	\$ 105,165.95	0	14
ORTLOFF, SARAH	Instructional Coach - Math	\$ 70,681.08	\$ 10,837.35	0	\$ 250.00	\$ 81,768.43	0	14
OSBORN, SYDNEY E.	Inclusivity Coach	\$ 65,995.67	\$ 18,770.95	0	\$ 250.00	\$ 85,016.62	0	14
O'TOOLE, SARA	HS Science Teacher	\$ 82,687.57	\$ 7,261.95	0	\$ 250.00	\$ 90,199.52	0	14
OTTINGER, NICOLE L.	MS Social Studies Teacher	\$ 66,070.26	\$ 18,249.45	0	\$ 250.00	\$ 84,569.71	0	14
OWEN, BENJAMIN C.	Coordinator	\$ 110,563.73	\$ 9,226.40	\$ 2,700.00	\$ 300.00	\$ 122,790.13	25	14
OZARKA, NICHOLAS J.	HS Science Teacher	\$ 77,917.83	\$ 9,801.46	0	\$ 250.00	\$ 87,969.29	0	14
PAALMAN, PAULINE M.	Cross Categorical Teacher	\$ 75,006.48	\$ 18,601.18	0	\$ 250.00	\$ 93,857.66	0	14

Community Unit School District 300

Public Act 097-0609

Compensation Package of \$75,000+ for the 2023-2024 School Year

As of 9/5/2023

Name	Primary Position	Salary with pension	Health, Dental, Vision, & Life Insurance	Mileage	HRA Deposit	Total Compensation Package	Vacation/Flex Days/Hours	Sick & Personal Days/Hours
PADJEN, MADELINE H.	School Social Worker	\$ 66,531.90	\$ 11,007.76	0	\$ 250.00	\$ 77,789.66	0	14
PAGANO, BRITTANY E.	ELEM First Grade Teacher	\$ 77,326.48	\$ 7,341.51	0	\$ 250.00	\$ 84,917.99	0	14
PALAZZO, MISTY D.	ELEM First Grade Teacher	\$ 65,131.58	\$ 22,962.93	0	\$ 250.00	\$ 88,344.51	0	14
PALERMO, LUILIA E.	School Psychologist	\$ 96,775.14	\$ 25,991.85	0	\$ 250.00	\$ 123,016.99	0	14
PAPECK, LISA S.	ELEM Fifth Grade Teacher	\$ 81,065.94	\$ 7,190.55	0	\$ 250.00	\$ 88,506.49	0	14
PARISE, ANTHONY P.	MS Social Studies Teacher	\$ 104,875.67	\$ 25,805.13	0	\$ 250.00	\$ 130,930.80	0	14
PARISI, THOMAS J.	Director	\$ 155,647.24	\$ 25,662.29	\$ 2,700.00	\$ 300.00	\$ 184,309.53	25	14
PARTRIDGE, SARAH C.	ELEM Fifth Grade Teacher	\$ 79,600.01	\$ 25,805.13	0	\$ 250.00	\$ 105,655.14	0	14
PASECHNYK, KATERYNA	Data Specialist	\$ 74,898.02	\$ 28.20	0	\$ 250.00	\$ 75,176.22	10	15
PASENELLI, JAIMY L.	ELEM Fourth Grade Teacher	\$ 62,190.26	\$ 18,249.45	0	\$ 250.00	\$ 80,689.71	0	14
PASQUALE, MARY A.	Division Head	\$ 110,563.72	\$ 22,500.24	\$ 900.00	\$ 300.00	\$ 134,263.96	4	14
PATEK, KAREN L.	Grant Management Manager	\$ 64,362.18	\$ 18,569.28	0	\$ 250.00	\$ 83,181.46	15	15
PATEL, RICHA T.	HS Reading Teacher	\$ 70,035.68	\$ 18,601.18	0	\$ 250.00	\$ 88,886.86	0	14
PAUZUOLIS, NICOLE D.	Cross Categorical Teacher	\$ 73,536.22	\$ 10,481.50	0	\$ 250.00	\$ 84,267.72	0	14
PAWLOWSKI, JAMIE	Pre-Primary Spec Ed Teacher	\$ 70,602.16	\$ 7,184.19	0	\$ 250.00	\$ 78,036.35	0	14
PAZ, JENNIFER A.	ELEM Pre-Primary Teacher	\$ 64,775.13	\$ 22,776.21	0	\$ 250.00	\$ 87,801.34	0	14
PEELO JOHNSON, JESSICA M.	Cross Categorical Teacher	\$ 69,217.29	\$ 10,936.36	0	\$ 250.00	\$ 80,403.65	0	14
PENNELLA, SARA J.	HS English Teacher	\$ 68,660.55	\$ 12,625.41	0	\$ 250.00	\$ 81,535.96	0	14
PENNINGTON, RICHARD D.	MS Social Studies Teacher	\$ 70,035.68	\$ 12,625.41	0	\$ 250.00	\$ 82,911.09	0	14
PEREZ, MINERVA C.	ELEM ESL Teacher	\$ 123,184.50	\$ 18,601.18	0	\$ 250.00	\$ 142,035.68	0	14
PEREZ, UBALDO	Head Custodian - High School	\$ 60,393.52	\$ 18,249.45	0	\$ -	\$ 78,642.97	25	15
PESTEL, LYNETTE D.	Speech Pathologist	\$ 106,972.96	\$ 9,881.02	0	\$ 250.00	\$ 117,103.98	0	14
PETERSEN, DORENE S.	ELEM Fourth Grade Teacher	\$ 125,972.48	\$ 18,414.46	0	\$ 250.00	\$ 144,636.94	0	14
PETERSEN, WILLIAM K.	HS Social Studies Teacher	\$ 104,072.43	\$ 7,393.59	0	\$ 250.00	\$ 111,716.02	0	14
PETERSON, EMILY F.	MS Language Arts Teacher	\$ 68,660.55	\$ 11,519.01	0	\$ 250.00	\$ 80,429.56	0	14
PETERSON, JILL H.	Instructional Coach - ELA	\$ 66,531.90	\$ 18,062.73	0	\$ 250.00	\$ 84,844.63	0	14
PETERSON, ZACHARY C.	ELEM Fifth Grade Teacher	\$ 70,035.68	\$ 7,842.75	0	\$ 250.00	\$ 78,128.43	0	14
PFLEDERER, MARY J.	Primary Grade Classroom Specialist	\$ 125,972.48	\$ 24,490.48	0	\$ 250.00	\$ 150,712.96	0	14
PHELPS, BRITTANY L.	School Counselor	\$ 65,225.94	\$ 9,801.46	0	\$ 250.00	\$ 75,277.40	0	14
PICOLOTTI, HEATHER A.	MS Language Arts Teacher	\$ 87,887.56	\$ 18,414.46	0	\$ 250.00	\$ 106,552.02	0	14
PIEPER, JENNIFER L.	Cross Categorical Tchr - Resource - EL	\$ 91,298.37	\$ 7,261.95	0	\$ 250.00	\$ 98,810.32	0	14
PILSON, SUSAN A.	Guidance Secretary	\$ 57,048.54	\$ 18,929.83	0	\$ -	\$ 75,978.37	20	15
PINGITORE, VIRGINIA A.	Cross Categorical Teacher	\$ 74,322.16	\$ 11,007.76	0	\$ 250.00	\$ 85,579.92	0	14
PIOTROWSKI, ANGELINA T.	School Social Worker	\$ 79,507.02	\$ 28.20	0	\$ 250.00	\$ 79,785.22	0	14
PIOTROWSKI, MARY R.	School Social Worker	\$ 67,861.62	\$ 11,007.76	0	\$ 250.00	\$ 79,119.38	0	14
PIRTLE, JOE J.	HS Business Teacher	\$ 70,575.13	\$ 18,249.45	0	\$ 250.00	\$ 89,074.58	0	14
PIZZOLATO, KRISTINE M.	MS Math Teacher	\$ 100,803.24	\$ 28.20	0	\$ 250.00	\$ 101,081.44	0	14

Community Unit School District 300

Public Act 097-0609

Compensation Package of \$75,000+ for the 2023-2024 School Year

As of 9/5/2023

Name	Primary Position	Salary with pension	Health, Dental, Vision, & Life Insurance	Mileage	HRA Deposit	Total Compensation Package	Vacation/Flex Days/Hours	Sick & Personal Days/Hours
PLACZKOWSKI, EMILY R.	HS Spanish Teacher	\$ 73,536.22	\$ 11,857.89	0	\$ 250.00	\$ 85,644.11	0	14
PLOETZ, HANNAH R.	Bilingual Special Ed Teacher	\$ 67,314.59	\$ 11,007.76	0	\$ 250.00	\$ 78,572.35	0	14
POCIASK, DAWN S.	ELEM Third Grade Teacher	\$ 101,313.25	\$ 18,743.11	0	\$ 250.00	\$ 120,306.36	0	14
POCZTOWSKI, JOSEPH W.	ELEM Assistant Principal	\$ 93,116.49	\$ 345.42	\$ 900.00	\$ 300.00	\$ 94,661.91	4	14
POKORNY, KEVIN W.	ELEM Fifth Grade Teacher	\$ 121,124.87	\$ 24,490.48	0	\$ 250.00	\$ 145,865.35	0	14
POLICHT, ALEXIA	School Counselor	\$ 100,803.24	\$ 18,414.46	0	\$ 250.00	\$ 119,467.70	0	14
POLO MOLINA, JUAN A.	ELEM Fifth Grade Dual Language Teacher	\$ 86,063.78	\$ 446.64	0	\$ 250.00	\$ 86,760.42	0	14
PONTE, GASPAS G.	MS Dual Language	\$ 100,803.24	\$ 12,438.69	0	\$ 250.00	\$ 113,491.93	0	14
POOL, NICOLAS D.	MS Principal	\$ 135,493.42	\$ 30,656.76	\$ 1,500.00	\$ 300.00	\$ 167,950.18	25	14
POORE, JANET L.	HS Interventionist - ELA	\$ 76,283.87	\$ 11,007.76	0	\$ 250.00	\$ 87,541.63	0	14
POPE, NICHOLAS J.	HS Industrial Tech Teacher	\$ 96,886.48	\$ 18,327.42	0	\$ 250.00	\$ 115,463.90	0	14
PORSCHKE, BRITTANY S.	Elementary Principal	\$ 140,973.62	\$ 32,380.83	\$ 1,500.00	\$ 300.00	\$ 175,154.45	25	14
PORTER, JENNIFER A.	Chief Financial Officer	\$ 207,914.27	\$ 32,664.57	\$ 2,700.00	\$ 300.00	\$ 243,578.84	25	14
PORTOKALIS, LEANDER P.	HS Industrial Tech Teacher	\$ 78,964.32	\$ 28.20	0	\$ 250.00	\$ 79,242.52	0	14
POTTER, SAMANTHA M.	Cross Categorical Teacher	\$ 70,681.08	\$ 11,007.76	0	\$ 250.00	\$ 81,938.84	0	14
PRANTALOS, CAREY D.	MS Math Teacher	\$ 71,519.99	\$ 25,805.13	0	\$ 250.00	\$ 97,575.12	0	14
PREHN, ROBERT J.	Maintenance-Trades G-II	\$ 73,173.12	\$ 18,241.87	0	\$ -	\$ 91,414.99	10	15
PRICE JR, BRIAN A.	Cross Categorical Teacher	\$ 66,070.26	\$ 18,062.73	0	\$ 250.00	\$ 84,382.99	0	14
PRICE, NICOLE A.	MS Science Teacher	\$ 76,420.54	\$ 28.20	0	\$ 250.00	\$ 76,698.74	0	14
PRIYMA, OLESYA	HS Science Teacher	\$ 62,764.32	\$ 18,249.45	0	\$ 250.00	\$ 81,263.77	0	14
PROSSER, PATRICIA A.	HS Science Teacher	\$ 82,687.57	\$ 18,062.73	0	\$ 250.00	\$ 101,000.30	0	14
PURKIS, JANE A. K.	MS Math Teacher	\$ 58,694.05	\$ 24,403.00	0	\$ 250.00	\$ 83,347.05	0	14
QUEFFELEC, JILL M.	School Social Worker	\$ 120,468.11	\$ 25,805.13	0	\$ 250.00	\$ 146,523.24	0	14
QUENETT, ELAINE M.	MS Math Teacher	\$ 81,065.94	\$ 24,677.20	0	\$ 250.00	\$ 105,993.14	0	14
QUICK, HEATHER J.	Cross Categorical Teacher	\$ 84,342.71	\$ 7,341.51	0	\$ 250.00	\$ 91,934.22	0	14
QUINTERO GAITAN, CLAUDIA J.	ELEM First Grade Dual Language Teacher	\$ 59,775.13	\$ 17,903.85	0	\$ 250.00	\$ 77,928.98	0	14
QUIRINA, JENNIFER J.	School Social Worker	\$ 77,948.12	\$ 18,249.45	0	\$ 250.00	\$ 96,447.57	0	14
QUITNO, ROBERT A.	HS Assistant Principal	\$ 140,220.87	\$ 25,951.61	\$ 900.00	\$ 300.00	\$ 167,372.48	25	14
RAHIMI, STEPHANIE M.	MS Math Teacher	\$ 74,919.99	\$ 18,062.73	0	\$ 250.00	\$ 93,232.72	0	14
RAHN, KEVIN M.	ELEM Fifth Grade Teacher	\$ 109,113.52	\$ 17,746.05	0	\$ 250.00	\$ 127,109.57	0	14
RAISTRICK, MARK T.	HS PE Teacher	\$ 70,681.08	\$ 25,991.85	0	\$ 250.00	\$ 96,922.93	0	14
RAKOWSKI, ANDREW T.	ELEM PE Teacher	\$ 81,065.94	\$ 1,134.60	0	\$ 250.00	\$ 82,450.54	0	14
RAMIREZ SAN JOSE, JAVIER	ELEM Fifth Grade Dual Language Teacher	\$ 96,775.14	\$ 28.20	0	\$ 250.00	\$ 97,053.34	0	14
RANDL, JAMIE J.	HS Assistant Principal	\$ 119,676.93	\$ 25,914.73	\$ 900.00	\$ 300.00	\$ 146,791.66	25	14
RANDL, RONDA L.	ELEM First Grade Teacher	\$ 91,298.37	\$ 18,249.45	0	\$ 250.00	\$ 109,797.82	0	14
RASMUSSEN, PATRICIA A.	ELEM Kindergarten Teacher	\$ 77,948.12	\$ 28.20	0	\$ 250.00	\$ 78,226.32	0	14
RATFIELD, KARA E.	Education Service Specialist	\$ 106,269.22	\$ 25,574.03	\$ 1,500.00	\$ 300.00	\$ 133,643.25	25	14

Community Unit School District 300

Public Act 097-0609

Compensation Package of \$75,000+ for the 2023-2024 School Year

As of 9/5/2023

Name	Primary Position	Salary with pension	Health, Dental, Vision, & Life Insurance	Mileage	HRA Deposit	Total Compensation Package	Vacation/Flex Days/Hours	Sick & Personal Days/Hours
RATH, TAMMY L.	ELEM Third Grade Teacher	\$ 96,886.48	\$ 18,382.56	0	\$ 250.00	\$ 115,519.04	0	14
RAUE, SHEREE C.	ELEM First Grade Teacher	\$ 77,948.12	\$ 28.20	0	\$ 250.00	\$ 78,226.32	0	14
RAY, KELLY A.	Cross Categorical Teacher	\$ 86,031.35	\$ 11,007.76	0	\$ 250.00	\$ 97,289.11	0	14
RAYNER, CHRISTINA A.	Instructional Coach - ELA	\$ 109,113.52	\$ 25,805.13	0	\$ 250.00	\$ 135,168.65	0	14
REDMER, STEPHANIE D.	ELEM Second Grade Teacher	\$ 64,801.09	\$ 18,929.83	0	\$ 250.00	\$ 83,980.92	0	14
REHMUS, JEREMY T.	MS Dual Language	\$ 55,308.10	\$ 22,617.33	0	\$ 250.00	\$ 78,175.43	0	14
REIBEL, JONATHON R.	HS English Teacher	\$ 76,391.36	\$ 18,249.45	0	\$ 250.00	\$ 94,890.81	0	14
REID, JENNIFER M.	Speech Pathologist	\$ 93,158.91	\$ 25,991.85	0	\$ 250.00	\$ 119,400.76	0	14
REIFF, LAUREN R.	MS PE Teacher	\$ 81,065.94	\$ 13,230.18	0	\$ 250.00	\$ 94,546.12	0	14
REINCKE, ANGELA L.	Elementary Principal	\$ 152,251.50	\$ 13,727.60	\$ 1,500.00	\$ 300.00	\$ 167,779.10	25	14
REITER, KAITLYN A.	Speech Pathologist	\$ 74,895.14	\$ 11,087.32	0	\$ 250.00	\$ 86,232.46	0	14
REPENNING, RENEE L.	ELEM First Grade Teacher	\$ 68,660.55	\$ 7,341.51	0	\$ 250.00	\$ 76,252.06	0	14
RESURRECCION, KRISTHIAN KARLO C.	Tech Systems Manager	\$ 86,192.00	\$ 18,062.73	0	\$ 250.00	\$ 104,504.73	10	15
REYNOLDS, CARRIE M.	School Counselor	\$ 82,721.08	\$ 11,775.28	0	\$ 250.00	\$ 94,746.36	0	14
RICHARD, JENNIFER L.	ELEM Pre-Primary Teacher	\$ 73,450.81	\$ 18,062.73	0	\$ 250.00	\$ 91,763.54	0	14
RICHARDI, ELIZABETH A.	ELEM Assistant Principal	\$ 93,116.49	\$ 17,456.87	\$ 900.00	\$ 300.00	\$ 111,773.36	4	14
RICHARDS, LAUREN A.	School Social Worker	\$ 67,861.62	\$ 12,438.69	0	\$ 250.00	\$ 80,550.31	0	14
RICHARDSON, RACHEL V.	ELEM First Grade Teacher	\$ 98,974.05	\$ 18,062.73	0	\$ 250.00	\$ 117,286.78	0	14
RIEBOCK, MEGAN A.	MS Math Teacher	\$ 67,314.59	\$ 17,833.66	0	\$ 250.00	\$ 85,398.25	0	14
RILEY, SHANNON K.	School Psychologist	\$ 113,390.26	\$ 25,991.85	0	\$ 250.00	\$ 139,632.11	0	14
RIVERA, MARTHA C.	HR Coordinator	\$ 63,924.02	\$ 18,062.73	0	\$ 250.00	\$ 82,236.75	15	15
ROBERTS, JAMES B.	HS Social Studies Teacher	\$ 81,065.94	\$ 18,062.73	0	\$ 250.00	\$ 99,378.67	0	14
ROBERTSON, SARAH E.	HS Science Teacher	\$ 70,035.68	\$ 25,805.13	0	\$ 250.00	\$ 96,090.81	0	14
ROBINSON, MOLLY S.	ELEM Kindergarten Teacher	\$ 85,376.21	\$ 18,414.46	0	\$ 250.00	\$ 104,040.67	0	14
RODEBECK, CARRIE A.	Certified Nurse	\$ 67,419.46	\$ 10,757.79	0	\$ 250.00	\$ 78,427.25	0	14
RODMAN, ROSARIO C.	HS Spanish Teacher	\$ 76,391.36	\$ 1,134.60	0	\$ 250.00	\$ 77,775.96	0	14
RODMAN, THOMAS J.	HS Business Teacher	\$ 106,848.65	\$ 25,991.85	0	\$ 250.00	\$ 133,090.50	0	14
RODRIGUEZ, AMI M.	Inclusivity Coach	\$ 81,065.94	\$ 7,526.07	0	\$ 250.00	\$ 88,842.01	0	14
RODRIGUEZ, JAHAN A.	Director of Technology	\$ 135,493.42	\$ 13,174.36	\$ 2,700.00	\$ 300.00	\$ 151,667.78	25	14
RODRIGUEZ, JESSICA	School Social Worker	\$ 66,531.90	\$ 11,087.32	0	\$ 250.00	\$ 77,869.22	0	14
RODRIGUEZ, MARIA D.	ELEM First Grade Dual Language Teacher	\$ 75,006.48	\$ 7,341.51	0	\$ 250.00	\$ 82,597.99	0	14
RODRIGUEZ, RACHEL M.	School Counselor	\$ 70,602.16	\$ 18,249.45	0	\$ 250.00	\$ 89,101.61	0	14
ROEDIGER, SARA K.	Supervisory Dean	\$ 85,812.08	\$ 13,085.71	\$ 900.00	\$ 300.00	\$ 100,097.79	4	14
ROGERS, CONRAD J.	HS Science Teacher	\$ 77,948.12	\$ 13,043.46	0	\$ 250.00	\$ 91,241.58	0	14
ROHE, VICTORIA L.	MS Assistant Principal	\$ 102,430.76	\$ 33,813.34	\$ 900.00	\$ 300.00	\$ 137,444.10	25	14
ROHLWING, SUSAN J.	Director	\$ 143,785.70	\$ 257.00	\$ 2,700.00	\$ 300.00	\$ 147,042.70	25	14
ROHLWING, TODD A.	Safety Officer	\$ 132,841.76	\$ 237.42	\$ 2,700.00	\$ 300.00	\$ 136,079.18	25	14

Community Unit School District 300

Public Act 097-0609

Compensation Package of \$75,000+ for the 2023-2024 School Year

As of 9/5/2023

Name	Primary Position	Salary with pension	Health, Dental, Vision, & Life Insurance	Mileage	HRA Deposit	Total Compensation Package	Vacation/Flex Days/Hours	Sick & Personal Days/Hours
ROJAS, DAVID A.	Director	\$ 135,493.42	\$ 32,557.67	\$ 2,700.00	\$ 300.00	\$ 171,051.09	25	14
ROJAS, LOURDES M.	MS ESL Teacher	\$ 79,600.01	\$ 7,184.19	0	\$ 250.00	\$ 87,034.20	0	14
ROLLER, AMY E.	School Psychologist	\$ 98,860.54	\$ 18,062.73	0	\$ 250.00	\$ 117,173.27	0	14
ROMERO, LAURA A.	Speech Pathologist	\$ 79,475.68	\$ 25,991.85	0	\$ 250.00	\$ 105,717.53	0	14
ROSA, KARINA	ELEM Kindergarten Dual Language Teacher	\$ 77,948.12	\$ 18,249.45	0	\$ 250.00	\$ 96,447.57	0	14
ROSE, AUDREY L.	Speech Pathologist	\$ 67,861.62	\$ 11,087.32	0	\$ 250.00	\$ 79,198.94	0	14
ROSENBERG, HEATHER L.	MS Social Studies Teacher	\$ 67,938.37	\$ 7,341.51	0	\$ 250.00	\$ 75,529.88	0	14
ROSS, KAITLIN A.	MS PE Teacher	\$ 81,065.94	\$ 947.88	0	\$ 250.00	\$ 82,263.82	0	14
ROSSI, JOSEPH D.	HS Science Teacher	\$ 66,531.90	\$ 10,668.88	0	\$ 250.00	\$ 77,450.78	0	14
ROSSLER, AMBER L.	ELEM Interventionist - ELA	\$ 104,913.51	\$ 18,249.45	0	\$ 250.00	\$ 123,412.96	0	14
ROTENBERRY, BETHANY L.	ELEM Fourth Grade Teacher	\$ 98,824.87	\$ 25,805.13	0	\$ 250.00	\$ 124,880.00	0	14
ROTHECKER, KRISTA A.	HS Spanish Teacher	\$ 74,595.38	\$ 1,134.60	0	\$ 250.00	\$ 75,979.98	0	14
ROTONDI, VINCENT	School Counselor	\$ 76,420.54	\$ 975.72	0	\$ 250.00	\$ 77,646.26	0	14
ROY, MONA J.	MS Vocal Music Teacher	\$ 78,874.58	\$ 24,403.00	0	\$ 250.00	\$ 103,527.58	0	14
RUDELICH, ALYSSA K.	Education Service Specialist	\$ 106,269.22	\$ 18,641.08	\$ 1,500.00	\$ 300.00	\$ 126,710.30	25	14
RUFER, WILLIAM	School Social Worker	\$ 120,904.48	\$ 7,261.95	0	\$ 250.00	\$ 128,416.43	0	14
RUIZ, PATRICIA L.	Instructional Coach - Language	\$ 77,326.48	\$ 18,249.45	0	\$ 250.00	\$ 95,825.93	0	14
RUMORO, DAVID P.	MS Assistant Principal-Instruction	\$ 119,775.73	\$ 9,320.42	\$ 900.00	\$ 300.00	\$ 130,296.15	25	14
RUSSELL, JASON A.	MS PE Teacher	\$ 104,072.43	\$ 25,991.85	0	\$ 250.00	\$ 130,314.28	0	14
RUSSELL, KRISTEN A.	Speech Pathologist	\$ 84,342.71	\$ 12,625.41	0	\$ 250.00	\$ 97,218.12	0	14
RUSSELL, MICHELLE M.	ELEM Fifth Grade Teacher	\$ 104,913.51	\$ 6,923.07	0	\$ 250.00	\$ 112,086.58	0	14
RUSSO, ZOKI Z.	ELEM Third Grade Teacher	\$ 93,124.32	\$ 22,776.21	0	\$ 250.00	\$ 116,150.53	0	14
RUZINOK, THOMAS E.	Elementary Principal	\$ 151,859.33	\$ 25,971.33	\$ 1,500.00	\$ 300.00	\$ 179,630.66	25	14
RYAN, KEVIN P.	HS PE Teacher	\$ 67,314.59	\$ 10,668.88	0	\$ 250.00	\$ 78,233.47	0	14
RYAN, STEPHANIE N.	HS English Teacher	\$ 81,097.31	\$ 18,414.46	0	\$ 250.00	\$ 99,761.77	0	14
RYDZ, GERI A.	MS Math Teacher	\$ 105,407.54	\$ 7,341.51	0	\$ 250.00	\$ 112,999.05	0	14
RYTINA, JENNIFER L.	ELEM First Grade Teacher	\$ 89,508.10	\$ 187.08	0	\$ 250.00	\$ 89,945.18	0	14
SAAVEDRA, MARIO	Night Supervisor	\$ 57,048.54	\$ 19,072.03	0	\$ -	\$ 76,120.57	25	15
SABO, KEVIN C.	MS PE Teacher	\$ 62,259.46	\$ 18,062.73	0	\$ 250.00	\$ 80,572.19	0	14
SABROWSKIE, LAURA A.	MS Social Studies Teacher	\$ 82,687.57	\$ 12,438.69	0	\$ 250.00	\$ 95,376.26	0	14
SAINSBURY, AARON D.	Cross Categorical Teacher	\$ 87,752.42	\$ 11,007.76	0	\$ 250.00	\$ 99,010.18	0	14
SAINSBURY, KRISTIN N.	Assistant Superintendent	\$ 168,905.47	\$ 23,794.80	\$ 2,700.00	\$ 300.00	\$ 195,700.27	25	14
SALAS, ALEJANDRO	Tech Systems Manager	\$ 94,215.00	\$ 18,249.45	0	\$ 250.00	\$ 112,714.45	10	15
SALAZAR, BASILIO	Coordinator	\$ 178,379.18	\$ 33,941.64	\$ 2,700.00	\$ 300.00	\$ 215,320.82	25	14
SALGADO, LEON M.	ELEM Second Grade Dual Language Teacher	\$ 107,010.80	\$ 28.20	0	\$ 250.00	\$ 107,289.00	0	14
SALIFOSKI, DANIELLE R.	MS Language Arts Teacher	\$ 67,314.59	\$ 18,062.73	0	\$ 250.00	\$ 85,627.32	0	14
SAMUELSON, ERIC J.	HS Business Teacher	\$ 71,434.60	\$ 12,625.41	0	\$ 250.00	\$ 84,310.01	0	14

Community Unit School District 300

Public Act 097-0609

Compensation Package of \$75,000+ for the 2023-2024 School Year

As of 9/5/2023

Name	Primary Position	Salary with pension	Health, Dental, Vision, & Life Insurance	Mileage	HRA Deposit	Total Compensation Package	Vacation/Flex Days/Hours	Sick & Personal Days/Hours
SANDERS, LUCINDA C.	Instructional Coach - Language	\$ 87,869.10	\$ 28.20	0	\$ 250.00	\$ 88,147.30	0	14
SANDERS, MEGAN E.	Certified Nurse	\$ 67,419.46	\$ 25,991.85	0	\$ 250.00	\$ 93,661.31	0	14
SANFORD, BRIAN R.	MS Science Teacher	\$ 82,817.29	\$ 11,007.76	0	\$ 250.00	\$ 94,075.05	0	14
SANKEY, STEVEN J.	MS PE Teacher	\$ 86,165.40	\$ 18,062.73	0	\$ 250.00	\$ 104,478.13	0	14
SANTELLA, PATRICIA	Division Head	\$ 122,070.33	\$ 13,150.51	\$ 900.00	\$ 300.00	\$ 136,420.84	4	14
SANTOSDIAZ, CHRISTINE E.	Elementary Principal	\$ 117,959.33	\$ 9,239.76	\$ 1,500.00	\$ 300.00	\$ 128,999.09	25	14
SANTUCCI, JOSEPH M.	ELEM Second Grade Teacher	\$ 81,065.94	\$ 7,341.51	0	\$ 250.00	\$ 88,657.45	0	14
SARNA, JOHN A.	HS PE Teacher	\$ 107,515.99	\$ 18,414.46	0	\$ 250.00	\$ 126,180.45	0	14
SARNWICK, LAUREN S.	ELEM Second Grade Teacher	\$ 102,818.38	\$ 18,062.73	0	\$ 250.00	\$ 121,131.11	0	14
SAUCEDA, AMANDA E.	ELEM Third Grade Teacher	\$ 87,752.42	\$ 25,805.13	0	\$ 250.00	\$ 113,807.55	0	14
SAWYER, KERRY A.	ELEM Third Grade Teacher	\$ 109,151.35	\$ 25,991.85	0	\$ 250.00	\$ 135,393.20	0	14
SCHAAF, NILE P.	ELEM STEM Teacher	\$ 70,035.68	\$ 12,625.41	0	\$ 250.00	\$ 82,911.09	0	14
SCHAAL, JASON A.	Supervisory Dean	\$ 91,063.75	\$ 33,792.65	\$ 900.00	\$ 300.00	\$ 126,056.40	4	14
SCHAFFER, JESSICA L.	HS Reading Teacher	\$ 77,917.83	\$ 10,418.91	0	\$ 250.00	\$ 88,586.74	0	14
SCHARLAU, WADE E.	HS Industrial Tech Teacher	\$ 87,083.24	\$ 18,062.73	0	\$ 250.00	\$ 105,395.97	0	14
SCHECHTEL, MEGAN G.	ELEM First Grade Teacher	\$ 68,660.55	\$ 10,936.36	0	\$ 250.00	\$ 79,846.91	0	14
SCHECK, LAUREN S.	Certified Technology Support	\$ 70,681.08	\$ 7,261.95	0	\$ 250.00	\$ 78,193.03	0	14
SCHEFFLER, MEGHAN L.	ELEM Second Grade Teacher	\$ 86,063.78	\$ 11,087.32	0	\$ 250.00	\$ 97,401.10	0	14
SCHEPPMAN, LINDSEY C.	Non Certified Nurse	\$ 68,960.43	\$ 7,941.99	0	\$ 250.00	\$ 77,152.42	0	14
SCHEURICH, MARK J.	Adapted PE Teacher	\$ 92,415.13	\$ 18,062.73	0	\$ 250.00	\$ 110,727.86	0	14
SCHIESTEL, APRIL A.	School Social Worker	\$ 70,602.16	\$ 25,991.85	0	\$ 250.00	\$ 96,844.01	0	14
SCHLIMGEN, BETSY L.	HS Math Teacher	\$ 79,507.02	\$ 9,881.02	0	\$ 250.00	\$ 89,638.04	0	14
SCHLOSS, ANDREA L.	Cognitive Disabilities Teacher	\$ 94,988.11	\$ 18,062.73	0	\$ 250.00	\$ 113,300.84	0	14
SCHMIDT, CHRISTY M.	ELEM Interventionist - Math	\$ 97,034.60	\$ 18,062.73	0	\$ 250.00	\$ 115,347.33	0	14
SCHMIDT, JULIE A.	Instructional Coach - ELA	\$ 70,602.16	\$ 24,490.48	0	\$ 250.00	\$ 95,342.64	0	14
SCHMIDT, PATRICIA M.	Dir Accntblty & Assmnt	\$ 165,987.90	\$ 24,659.96	\$ 2,700.00	\$ 300.00	\$ 193,647.86	25	14
SCHMIDT, SHERRIE L.	School Hlth Svcs Coordinator	\$ 157,597.87	\$ 12,998.79	\$ 2,700.00	\$ 300.00	\$ 173,596.66	25	14
SCHOLTEN STORRIE, KIMBERLY S.	Pre-Primary Facilitator	\$ 74,322.16	\$ 18,249.45	0	\$ 250.00	\$ 92,821.61	0	14
SCHOUREK, KIRK A.	Cognitive Disabilities Teacher	\$ 63,530.80	\$ 18,601.18	0	\$ 250.00	\$ 82,381.98	0	14
SCHROEDER, VICKY V.	Pre-School For All	\$ 89,508.10	\$ 25,991.85	0	\$ 250.00	\$ 115,749.95	0	14
SCHULZE, AMANDA R.	Speech Pathologist	\$ 73,450.81	\$ 18,249.45	0	\$ 250.00	\$ 91,950.26	0	14
SCHWARTZ, ROSE M.	ELEM Second Grade Teacher	\$ 83,107.69	\$ 10,765.95	0	\$ 250.00	\$ 94,123.64	0	14
SEAGREN, KIMBERLY Y.	HS Business Teacher	\$ 70,681.08	\$ 18,249.45	0	\$ 250.00	\$ 89,180.53	0	14
SEBEK, AMANDA M.	ELEM Assistant Principal	\$ 93,116.49	\$ 166.53	\$ 900.00	\$ 300.00	\$ 94,483.02	4	14
SEEGER, SARA S.	Multi Needs Teacher	\$ 102,856.22	\$ 25,991.85	0	\$ 250.00	\$ 129,098.07	0	14
SEKLECKI, KELLY E.	ELEM First Grade Teacher	\$ 73,536.22	\$ 11,007.76	0	\$ 250.00	\$ 84,793.98	0	14
SERRITELLA, VINCENT G.	HS Industrial Tech Teacher	\$ 96,886.48	\$ 295.68	0	\$ 250.00	\$ 97,432.16	0	14

Community Unit School District 300

Public Act 097-0609

Compensation Package of \$75,000+ for the 2023-2024 School Year

As of 9/5/2023

Name	Primary Position	Salary with pension	Health, Dental, Vision, & Life Insurance	Mileage	HRA Deposit	Total Compensation Package	Vacation/Flex Days/Hours	Sick & Personal Days/Hours
SEWARD, ROBERT L.	Tech Systems Manager	\$ 74,898.02	\$ 18,249.45	0	\$ 250.00	\$ 93,397.47	15	15
SHACKELFORD, JILL K.	Speech Pathologist	\$ 111,295.14	\$ 18,601.18	0	\$ 250.00	\$ 130,146.32	0	14
SHANNON, KAYLENE N.	Cross Categorical Teacher	\$ 67,314.59	\$ 18,601.18	0	\$ 250.00	\$ 86,165.77	0	14
SHARPE, SERAFINA MARIA W.	Speech Pathologist	\$ 94,988.11	\$ 18,327.42	0	\$ 250.00	\$ 113,565.53	0	14
SHEEHAN, KATHRYN A.	School Counselor	\$ 81,065.94	\$ 28.20	0	\$ 250.00	\$ 81,344.14	0	14
SHEFCIK, VANESSA P.	ELEM Third Grade Dual Language Teacher	\$ 69,295.13	\$ 17,746.05	0	\$ 250.00	\$ 87,291.18	0	14
SHEYKER, MARY C.	MS Technology Teacher	\$ 69,295.13	\$ 25,991.85	0	\$ 250.00	\$ 95,536.98	0	14
SHONDY, SHERRY L.	Speech Pathologist	\$ 109,113.52	\$ 11,087.32	0	\$ 250.00	\$ 120,450.84	0	14
SIBIGTROTH, JESSICA M.	HS Assistant Principal	\$ 108,395.59	\$ 9,222.51	\$ 900.00	\$ 300.00	\$ 118,818.10	25	14
SICURE, SUSY M.	School Social Worker	\$ 111,573.94	\$ 10,837.35	0	\$ 250.00	\$ 122,661.29	0	14
SIDLIN, EIKO	ELEM Interventionist - Bilingual	\$ 103,111.55	\$ 7,341.51	0	\$ 250.00	\$ 110,703.06	0	14
SIDLO, PAIGE N.	ELEM Interventionist - Math	\$ 67,938.37	\$ 18,249.45	0	\$ 250.00	\$ 86,437.82	0	14
SIECZKOWSKI, JOSEPH W.	Director	\$ 140,965.93	\$ 32,567.47	\$ 2,700.00	\$ 300.00	\$ 176,533.40	25	14
SIEGFORT, ELIZABETH E.	Speech Pathologist	\$ 113,520.00	\$ 11,007.76	0	\$ 250.00	\$ 124,777.76	0	14
SIEKER, JOHN D.	HS English Teacher	\$ 94,988.11	\$ 11,087.32	0	\$ 250.00	\$ 106,325.43	0	14
SIELIG, LYNNAE H.	HS FACS Teacher	\$ 77,326.48	\$ 975.72	0	\$ 250.00	\$ 78,552.20	0	14
SIFUENTES JR, VINCE G.	Tech Coordinator I - HHS Zone	\$ 69,655.89	\$ 7,341.51	0	\$ 250.00	\$ 77,247.40	20	15
SILVA, MARTIN	Night Custodian	\$ 53,819.04	\$ 25,805.13	0	\$ -	\$ 79,624.17	25	15
SIMONCELLI, FRANK V.	School Counselor	\$ 81,065.94	\$ 18,062.73	0	\$ 250.00	\$ 99,378.67	0	14
SIMPSON, JAY R.	HS Math Teacher	\$ 74,322.16	\$ 7,341.51	0	\$ 250.00	\$ 81,913.67	0	14
SITKIE, JEANNE L.	MS Math Teacher	\$ 87,887.56	\$ 28.20	0	\$ 250.00	\$ 88,165.76	0	14
SITKIE, THOMAS A.	MS Science Teacher	\$ 117,969.73	\$ 24,677.20	0	\$ 250.00	\$ 142,896.93	0	14
SITKO, SARAH L.	MS Art Teacher	\$ 70,681.08	\$ 7,261.95	0	\$ 250.00	\$ 78,193.03	0	14
SITTER, MICHAEL C.	HS Athletic Director	\$ 123,768.13	\$ 221.35	\$ 1,500.00	\$ 300.00	\$ 125,789.48	25	14
SITTON, KRAIG M.	MS Spanish Teacher	\$ 53,159.99	\$ 25,805.13	0	\$ 250.00	\$ 79,215.12	0	14
SKIDMORE, MATTHEW M.	MS Science Teacher	\$ 109,151.35	\$ 367.08	0	\$ 250.00	\$ 109,768.43	0	14
SKILLMAN, ROBERT V.	HS Social Studies Teacher	\$ 125,972.48	\$ 28.20	0	\$ 250.00	\$ 126,250.68	0	14
SKOLAR, KRISTEN M.	Education Service Specialist	\$ 119,676.93	\$ 25,914.73	\$ 1,500.00	\$ 300.00	\$ 147,391.66	25	14
SKRABACZ FUCHS, SARAH N.	ELEM Fifth Grade Teacher	\$ 93,124.32	\$ 1,134.60	0	\$ 250.00	\$ 94,508.92	0	14
SMASAL, AMBER M.	School Social Worker	\$ 65,225.94	\$ 17,746.05	0	\$ 250.00	\$ 83,221.99	0	14
SMETAK, MARTIN M.	Cross Categorical Teacher	\$ 59,867.04	\$ 16,681.65	0	\$ 250.00	\$ 76,798.69	0	14
SMITH, ALISON L.	Cross Categorical Teacher	\$ 69,295.13	\$ 9,730.06	0	\$ 250.00	\$ 79,275.19	0	14
SMITH, JASON A.	Supervisory Dean	\$ 108,830.77	\$ 33,638.22	\$ 900.00	\$ 300.00	\$ 143,668.99	4	14
SMITH, LISA M.	Speech Pathologist	\$ 91,332.96	\$ 28.20	0	\$ 250.00	\$ 91,611.16	0	14
SMITH, MARTINA D.	Deputy Superintendent	\$ 203,926.35	\$ 13,276.18	\$ 2,700.00	\$ 300.00	\$ 220,202.53	25	14
SMITH, MARY K.	Speech Pathologist	\$ 93,158.91	\$ 187.08	0	\$ 250.00	\$ 93,595.99	0	14
SMITH, MATTHEW R.	HS PE Teacher	\$ 96,886.48	\$ 28.20	0	\$ 250.00	\$ 97,164.68	0	14

Community Unit School District 300

Public Act 097-0609

Compensation Package of \$75,000+ for the 2023-2024 School Year

As of 9/5/2023

Name	Primary Position	Salary with pension	Health, Dental, Vision, & Life Insurance	Mileage	HRA Deposit	Total Compensation Package	Vacation/Flex Days/Hours	Sick & Personal Days/Hours
SMITH, PATRICK J.	HS Industrial Tech Teacher	\$ 81,192.44	\$ 18,249.45	0	\$ 250.00	\$ 99,691.89	0	14
SMITH, RONALD G.	Maintenance-Trades H-III	\$ 89,345.73	\$ 8,029.47	0	\$ -	\$ 97,375.20	15	15
SMITH, STACY L.	ELEM Fifth Grade Teacher	\$ 70,681.08	\$ 18,249.45	0	\$ 250.00	\$ 89,180.53	0	14
SNOW, MICHAEL J.	Maintenance-Trades H-III	\$ 92,033.19	\$ 11,087.32	0	\$ -	\$ 103,120.51	20	15
SNYDER, DANIELLE M.	Certified Technology Support	\$ 65,995.67	\$ 18,743.11	0	\$ 250.00	\$ 84,988.78	0	14
SOLUDCZYK, KEVIN W.	Maintenance-Trades H-III	\$ 82,948.31	\$ 18,249.45	0	\$ -	\$ 101,197.76	15	15
SONNEMAN, SAMANTHA J.	School Counselor	\$ 73,425.94	\$ 7,261.95	0	\$ 250.00	\$ 80,937.89	0	14
SORG, BETHANY A.	Cross Categorical Teacher	\$ 76,420.54	\$ 18,414.46	0	\$ 250.00	\$ 95,085.00	0	14
SOWADSKI, JULIE K.	MS Science Teacher	\$ 83,700.53	\$ 18,062.73	0	\$ 250.00	\$ 102,013.26	0	14
SPINA, ANDREA D.	ELEM First Grade Teacher	\$ 68,660.55	\$ 22,962.93	0	\$ 250.00	\$ 91,873.48	0	14
SPINDLER, SARAH B.	ELEM Interventionist - Math	\$ 75,006.48	\$ 11,525.31	0	\$ 250.00	\$ 86,781.79	0	14
SPIRO, KELLEY J.	ELEM Pre-Primary Teacher	\$ 76,420.54	\$ 1,134.60	0	\$ 250.00	\$ 77,805.14	0	14
SPOERLEIN, MICHELE L.	Cross Categorical Teacher	\$ 78,964.32	\$ 947.88	0	\$ 250.00	\$ 80,162.20	0	14
SPORTUN, MELISSA L.	MS Exploratory Teacher	\$ 104,875.67	\$ 12,438.69	0	\$ 250.00	\$ 117,564.36	0	14
SPRINGINGS, LORA I.	HS Social Studies Teacher	\$ 70,290.30	\$ 18,929.83	0	\$ 250.00	\$ 89,470.13	0	14
SPRINGBORN, ANGELA D.	ELEM Interventionist - Math	\$ 98,824.87	\$ 7,941.99	0	\$ 250.00	\$ 107,016.86	0	14
STACHOWIAK, KATHRYN M.	ELEM Assistant Principal	\$ 94,980.23	\$ 13,022.19	\$ 900.00	\$ 300.00	\$ 109,202.42	4	14
STACHOWICZ, KATHRYN H.	ELEM STEM Teacher	\$ 78,874.58	\$ 28.20	0	\$ 250.00	\$ 79,152.78	0	14
STAFFORD, LISA M.	Primary Grade Classroom Specialist	\$ 68,660.55	\$ 7,842.75	0	\$ 250.00	\$ 76,753.30	0	14
STAM, AMANDA L.	ELEM Kindergarten Teacher	\$ 70,035.68	\$ 10,568.98	0	\$ 250.00	\$ 80,854.66	0	14
STANCZAK, KERRIE A.	Education Service Specialist	\$ 115,028.56	\$ 24,383.03	\$ 1,500.00	\$ 300.00	\$ 141,211.59	25	14
STANLEY, KATELYN N.	HS English Teacher	\$ 67,938.37	\$ 11,007.76	0	\$ 250.00	\$ 79,196.13	0	14
STANTON, STEPHANIE M.	Autism Teacher	\$ 74,322.16	\$ 18,249.45	0	\$ 250.00	\$ 92,821.61	0	14
STARK, AMANDA G.	ELEM Fourth Grade Teacher	\$ 64,702.71	\$ 11,007.76	0	\$ 250.00	\$ 75,960.47	0	14
STEC, ALISON L.	MS Language Arts Teacher	\$ 63,433.51	\$ 18,249.45	0	\$ 250.00	\$ 81,932.96	0	14
STEGENGA, BRITTANY D.	Instructional Coach - Math	\$ 70,035.68	\$ 18,062.73	0	\$ 250.00	\$ 88,348.41	0	14
STEGGE, KIMBERLY D.	Deaf and Hard of Hearing Teacher	\$ 68,739.47	\$ 18,140.70	0	\$ 250.00	\$ 87,130.17	0	14
STEIN, BRITTA R.	MS Math Teacher	\$ 89,540.53	\$ 23,729.68	0	\$ 250.00	\$ 113,520.21	0	14
STEINHAUS, MICHAEL O.	HS PE Teacher	\$ 76,507.03	\$ 18,062.73	0	\$ 250.00	\$ 94,819.76	0	14
STEPHENSON, DEBORAH L.	MS Language Arts Teacher	\$ 118,107.03	\$ 18,327.42	0	\$ 250.00	\$ 136,684.45	0	14
STEPHENSON, TERIE L.	ELEM Fourth Grade Teacher	\$ 78,964.32	\$ 28.20	0	\$ 250.00	\$ 79,242.52	0	14
STEVENSON, BREANNA M.	Cognitive Disabilities Teacher	\$ 70,035.68	\$ 17,975.25	0	\$ 250.00	\$ 88,260.93	0	14
STILWELL, DENISE	ELEM Band Teacher	\$ 121,124.87	\$ 24,677.20	0	\$ 250.00	\$ 146,052.07	0	14
STINGER, DENISE S.	ELEM Third Grade Teacher	\$ 98,974.05	\$ 9,723.70	0	\$ 250.00	\$ 108,947.75	0	14
STINSON, KATHLEEN A.	CFO Exec Secretary	\$ 56,318.58	\$ 22,962.93	0	\$ 250.00	\$ 79,531.51	10	15
STOBBE, JASON L.	HS PE Teacher	\$ 104,913.51	\$ 25,991.85	0	\$ 250.00	\$ 131,155.36	0	14
STOBER, JENNA L.	ELEM Kindergarten Teacher	\$ 67,314.59	\$ 25,991.85	0	\$ 250.00	\$ 93,556.44	0	14

Community Unit School District 300

Public Act 097-0609

Compensation Package of \$75,000+ for the 2023-2024 School Year

As of 9/5/2023

Name	Primary Position	Salary with pension	Health, Dental, Vision, & Life Insurance	Mileage	HRA Deposit	Total Compensation Package	Vacation/Flex Days/Hours	Sick & Personal Days/Hours
STOBER, JOSHUA C.	School Counselor	\$ 70,602.16	\$ 18,249.45	0	\$ 250.00	\$ 89,101.61	0	14
STORER, MICHAEL W.	ELEM Band Teacher	\$ 100,837.83	\$ 7,341.51	0	\$ 250.00	\$ 108,429.34	0	14
STOUFFER, JACOB N.	HS Vocal Music Teacher	\$ 72,865.95	\$ 9,881.02	0	\$ 250.00	\$ 82,996.97	0	14
STOUT, DEBORAH A.	HS Associate Principal-Instruction	\$ 149,602.19	\$ 25,968.64	\$ 900.00	\$ 300.00	\$ 176,770.83	25	14
STOVER, ALVINA A.	MS Math Teacher	\$ 73,536.22	\$ 18,249.45	0	\$ 250.00	\$ 92,035.67	0	14
STOXEN, ASHLEY J.	Media Teacher	\$ 66,605.40	\$ 10,568.98	0	\$ 250.00	\$ 77,424.38	0	14
STRATTON, DIANE M.	Superintendent Exec Secretary	\$ 74,036.01	\$ 25,991.85	0	\$ 250.00	\$ 100,277.86	15	15
STRATTON, PIPER I.	School Psychologist	\$ 120,329.73	\$ 24,490.48	0	\$ 250.00	\$ 145,070.21	0	14
STRAUS, ROBERT E.	MS Math Teacher	\$ 70,035.68	\$ 11,087.32	0	\$ 250.00	\$ 81,373.00	0	14
STRECK, KATHRYN L.	School Social Worker	\$ 70,602.16	\$ 9,881.02	0	\$ 250.00	\$ 80,733.18	0	14
STRECKERT, TAMMY S.	ELEM Pre-Primary Teacher	\$ 75,006.48	\$ 12,726.78	0	\$ 250.00	\$ 87,983.26	0	14
STREETER, KATHERINE E.	ELEM Music Teacher	\$ 67,419.46	\$ 18,743.11	0	\$ 250.00	\$ 86,412.57	0	14
STRICKER, SALLY J.	Cross Categorical Teacher	\$ 109,113.52	\$ 18,062.73	0	\$ 250.00	\$ 127,426.25	0	14
STROMBERG, ADAM T.	HS Math Teacher	\$ 70,035.68	\$ 25,805.13	0	\$ 250.00	\$ 96,090.81	0	14
STUART, SARAH B.	MS Language Arts Teacher	\$ 87,887.56	\$ 7,261.95	0	\$ 250.00	\$ 95,399.51	0	14
STUKENBERG, STEVEN H.	HS Social Studies Teacher	\$ 122,735.12	\$ 16,681.65	0	\$ 250.00	\$ 139,666.77	0	14
STUMP, ADAM C.	Head Custodian	\$ 57,828.41	\$ 22,776.21	0	\$ -	\$ 80,604.62	20	15
SUAREZ, AMANDA L.	Cross Categorical Teacher	\$ 75,810.81	\$ 24,490.48	0	\$ 250.00	\$ 100,551.29	0	14
SUESS, LAURA C.	MS Language Arts Teacher	\$ 72,095.13	\$ 8,029.47	0	\$ 250.00	\$ 80,374.60	0	14
SULLIVAN, SUSAN E.	MS Language Arts Teacher	\$ 105,136.65	\$ 18,062.73	0	\$ 250.00	\$ 123,449.38	0	14
SUPPLE, KEVIN Q.	MS Language Arts Teacher	\$ 62,190.26	\$ 16,868.37	0	\$ 250.00	\$ 79,308.63	0	14
SVERCAUSKI, MOLLY J.	ELEM Fourth Grade Teacher	\$ 82,060.55	\$ 7,341.51	0	\$ 250.00	\$ 89,652.06	0	14
SWANSON, BRITTANY J.	HS Social Studies Teacher	\$ 79,475.68	\$ 18,249.45	0	\$ 250.00	\$ 97,975.13	0	14
SWEENEY, ROBERT T.	HS Health Teacher	\$ 126,452.04	\$ 18,382.56	0	\$ 250.00	\$ 145,084.60	0	14
SYMBAL, JOSHUA J.	School Counselor	\$ 73,425.94	\$ 18,249.45	0	\$ 250.00	\$ 91,925.39	0	14
SZABO, CRYSTAL R.	MS Alternative Learn Op Teache	\$ 86,031.35	\$ 10,936.36	0	\$ 250.00	\$ 97,217.71	0	14
SZYMANSKI, SARAH L.	ELEM First Grade Teacher	\$ 64,702.71	\$ 11,087.32	0	\$ 250.00	\$ 76,040.03	0	14
SZYMCZAK, JAMES B.	Supervisory Dean	\$ 158,436.24	\$ 25,984.39	\$ 1,500.00	\$ 300.00	\$ 186,220.63	25	14
SZYMONIK, MORGAN J.	MS Language Arts Teacher	\$ 100,803.24	\$ 28.20	0	\$ 250.00	\$ 101,081.44	0	14
TAEGE, BRIAN J.	HS Social Studies Teacher	\$ 84,342.71	\$ 9,801.46	0	\$ 250.00	\$ 94,394.17	0	14
TAMILLO, ERIN E.	Cross Categorical Teacher	\$ 78,874.58	\$ 10,757.79	0	\$ 250.00	\$ 89,882.37	0	14
TAMMS, DOUGLAS W.	HS Math Teacher	\$ 62,259.46	\$ 18,414.46	0	\$ 250.00	\$ 80,923.92	0	14
TANNHEIMER, KRISTI L.	School Counselor	\$ 89,508.10	\$ 947.88	0	\$ 250.00	\$ 90,705.98	0	14
TARULLO, JESSICA L.	ELEM Kindergarten Teacher	\$ 54,223.78	\$ 22,776.21	0	\$ 250.00	\$ 77,249.99	0	14
TAYLOR, ELIZABETH L.	Primary Grade Classroom Specialist	\$ 76,420.54	\$ 25,991.85	0	\$ 250.00	\$ 102,662.39	0	14
TAYLOR, KRISTA	MS Science Teacher	\$ 56,414.05	\$ 22,962.93	0	\$ 250.00	\$ 79,626.98	0	14
TENNYSON, SARAH B.	ELEM Skills for Success	\$ 81,065.94	\$ 25,805.13	0	\$ 250.00	\$ 107,121.07	0	14

Community Unit School District 300

Public Act 097-0609

Compensation Package of \$75,000+ for the 2023-2024 School Year

As of 9/5/2023

Name	Primary Position	Salary with pension	Health, Dental, Vision, & Life Insurance	Mileage	HRA Deposit	Total Compensation Package	Vacation/Flex Days/Hours	Sick & Personal Days/Hours
TESTONE, CHRISTOPHER A.	HS Principal	\$ 173,631.87	\$ 33,748.94	\$ 1,500.00	\$ 300.00	\$ 209,180.81	25	14
THALHAMMER, MANDY E.	ELEM First Grade Teacher	\$ 127,694.04	\$ 26,134.05	0	\$ 250.00	\$ 154,078.09	0	14
THIBODEAU, LINDSAY M.	School Counselor	\$ 72,015.13	\$ 9,730.06	0	\$ 250.00	\$ 81,995.19	0	14
THOMAS, LINDSEY M.	MS Language Arts Teacher	\$ 89,645.40	\$ 12,438.69	0	\$ 250.00	\$ 102,334.09	0	14
THOMAS, SARAH B.	HS Social Studies Teacher	\$ 81,065.94	\$ 10,837.35	0	\$ 250.00	\$ 92,153.29	0	14
THOMPSON JR, JAMES	MS Exploratory Teacher	\$ 78,964.32	\$ 9,881.02	0	\$ 250.00	\$ 89,095.34	0	14
THOMPSON, ALAN L.	MS PE Teacher	\$ 100,031.34	\$ 28.20	0	\$ 250.00	\$ 100,309.54	0	14
THOMPSON, TRACY L.	MS Language Arts Teacher	\$ 118,107.03	\$ 18,391.65	0	\$ 250.00	\$ 136,748.68	0	14
THOMSON, BETH A.	MS Social Studies Teacher	\$ 63,502.71	\$ 13,230.18	0	\$ 250.00	\$ 76,982.89	0	14
THOREN, STEPHANIE A.	ELEM Kindergarten Teacher	\$ 79,507.02	\$ 18,249.45	0	\$ 250.00	\$ 98,006.47	0	14
THORNE, COURTNEY M.	ELEM Third Grade Teacher	\$ 58,670.26	\$ 25,991.85	0	\$ 250.00	\$ 84,912.11	0	14
THYFAULT, JACLYN E.	HS English Teacher	\$ 70,035.68	\$ 11,087.32	0	\$ 250.00	\$ 81,373.00	0	14
TIERI, CHERIE A.	Cross Categorical Teacher	\$ 91,298.37	\$ 12,625.41	0	\$ 250.00	\$ 104,173.78	0	14
TIMM, PHILLIP F.	HS Science Teacher	\$ 115,832.43	\$ 11,226.88	0	\$ 250.00	\$ 127,309.31	0	14
TODD, CAITLIN R.	MS Language Arts Teacher	\$ 74,919.99	\$ 28.20	0	\$ 250.00	\$ 75,198.19	0	14
TODD, KARA M.	School Psychologist	\$ 115,832.43	\$ 13,043.46	0	\$ 250.00	\$ 129,125.89	0	14
TODD, MATTHEW R.	Cognitive Disabilities Teacher	\$ 70,681.08	\$ 24,490.48	0	\$ 250.00	\$ 95,421.56	0	14
TOKARZ, FELICIA T.	Primary Grade Classroom Specialist	\$ 76,420.54	\$ 789.00	0	\$ 250.00	\$ 77,459.54	0	14
TOMPKINS, LIANNE	ELEM PE Teacher	\$ 103,376.98	\$ 7,341.51	0	\$ 250.00	\$ 110,968.49	0	14
TOSBY, LUCY	ELEM First Grade Dual Language Teacher	\$ 87,784.87	\$ 18,249.45	0	\$ 250.00	\$ 106,284.32	0	14
TRAUTH JR, ERWIN J.	Maintenance-Trades H-III	\$ 90,699.59	\$ 12,726.78	0	\$ -	\$ 103,426.37	15	15
TREGLER, ERIN E.	ELEM First Grade Teacher	\$ 71,434.60	\$ 11,007.76	0	\$ 250.00	\$ 82,692.36	0	14
TRIPKOS, MICHELLE J.	School Counselor	\$ 70,602.16	\$ 7,261.95	0	\$ 250.00	\$ 78,114.11	0	14
TROTZ, CAROLYN A.	School Social Worker	\$ 93,158.91	\$ 24,490.48	0	\$ 250.00	\$ 117,899.39	0	14
TROY, JENNIFER E.	ELEM Music Teacher	\$ 95,020.54	\$ 18,286.65	0	\$ 250.00	\$ 113,557.19	0	14
TRUESDELL, ERIN M.	MS Vocal Music Teacher	\$ 82,060.55	\$ 24,490.48	0	\$ 250.00	\$ 106,801.03	0	14
TRUGER, DAYNA A.	School Social Worker	\$ 70,602.16	\$ 11,087.32	0	\$ 250.00	\$ 81,939.48	0	14
TUMINO, SAMANTHA J.	School Counselor	\$ 70,602.16	\$ 13,230.18	0	\$ 250.00	\$ 84,082.34	0	14
TUTTLE, THERESA K.	ELEM Third Grade Teacher	\$ 86,165.40	\$ 947.88	0	\$ 250.00	\$ 87,363.28	0	14
UEHLEIN, KELLY L.	ELEM Fourth Grade Dual Language Teacher	\$ 105,031.35	\$ 8,029.47	0	\$ 250.00	\$ 113,310.82	0	14
ULLRICH, DANA M.	ELEM Kindergarten Teacher	\$ 79,475.68	\$ 28.20	0	\$ 250.00	\$ 79,753.88	0	14
UNDERHILL, MARY T.	ELEM Third Grade Teacher	\$ 120,904.48	\$ 24,819.40	0	\$ 250.00	\$ 145,973.88	0	14
UNGER, ROSEMARY	ELEM Interventionist - Bilingual	\$ 75,006.48	\$ 25,805.13	0	\$ 250.00	\$ 101,061.61	0	14
UNRUH, BRETT M.	MS Social Studies Teacher	\$ 102,699.46	\$ 24,490.48	0	\$ 250.00	\$ 127,439.94	0	14
UPSHAW, LONNIE L.	Cross Categorical Teacher	\$ 68,660.55	\$ 7,184.19	0	\$ 250.00	\$ 76,094.74	0	14
VALDIVIA-JIMENEZ, ALMA	Translator	\$ 59,501.11	\$ 18,249.45	0	\$ -	\$ 77,750.56	10	15
VALLE, CAMILLO M.	HS Industrial Tech Teacher	\$ 80,450.80	\$ 18,929.83	0	\$ 250.00	\$ 99,630.63	0	14

Community Unit School District 300

Public Act 097-0609

Compensation Package of \$75,000+ for the 2023-2024 School Year

As of 9/5/2023

Name	Primary Position	Salary with pension	Health, Dental, Vision, & Life Insurance	Mileage	HRA Deposit	Total Compensation Package	Vacation/Flex Days/Hours	Sick & Personal Days/Hours
VAN DER KOLK, GRAZIA M.	ELEM Kindergarten Teacher	\$ 84,375.13	\$ 18,382.56	0	\$ 250.00	\$ 103,007.69	0	14
VAN GRONDELLE, MARGARET J.	School Social Worker	\$ 66,531.90	\$ 11,087.32	0	\$ 250.00	\$ 77,869.22	0	14
VAN HORN, JAIME L.	HS AVID Teacher	\$ 109,113.52	\$ 25,805.13	0	\$ 250.00	\$ 135,168.65	0	14
VAN ZANDT, KATHLEEN M.	Pre-Primary Spec Ed Teacher	\$ 68,739.47	\$ 18,062.73	0	\$ 250.00	\$ 87,052.20	0	14
VANPUYENBROECK, EMILY S.	ELEM Music Teacher	\$ 67,419.46	\$ 17,746.05	0	\$ 250.00	\$ 85,415.51	0	14
VARGAS, REYNALDO	HS Business Teacher	\$ 94,262.69	\$ 12,438.69	0	\$ 250.00	\$ 106,951.38	0	14
VAZIRI, BARZEEN	Supervisory Dean	\$ 92,884.62	\$ 23,749.22	\$ 900.00	\$ 300.00	\$ 117,833.84	4	14
VAZQUEZ, MICHELLE E.	MS Band Teacher	\$ 64,702.71	\$ 25,805.13	0	\$ 250.00	\$ 90,757.84	0	14
VEHRS, LISA M.	School Counselor	\$ 79,475.68	\$ 12,625.41	0	\$ 250.00	\$ 92,351.09	0	14
VELAZQUEZ, HEATHER M.	Cross Categorical Teacher	\$ 91,437.84	\$ 18,249.45	0	\$ 250.00	\$ 109,937.29	0	14
VICTOR, CHRISTINA J.	HS ESL Teacher	\$ 70,681.08	\$ 7,842.75	0	\$ 250.00	\$ 78,773.83	0	14
VICTOR, DAVID E.	ELEM Orchestra Teacher	\$ 64,801.09	\$ 16,681.65	0	\$ 250.00	\$ 81,732.74	0	14
VIDAL, KATIE E.	HS Spanish Teacher	\$ 87,752.42	\$ 18,929.83	0	\$ 250.00	\$ 106,932.25	0	14
VODVARKA, JAMIE L.	MS PE Teacher	\$ 67,419.46	\$ 18,249.45	0	\$ 250.00	\$ 85,918.91	0	14
VOJIK, GLORIA	HS Art Teacher	\$ 67,314.59	\$ 10,936.36	0	\$ 250.00	\$ 78,500.95	0	14
VONDRASEK, CYNTHIA	Cross Categorical Teacher	\$ 114,269.09	\$ 16,681.65	0	\$ 250.00	\$ 131,200.74	0	14
VOSS, JULIE A.	Autism Teacher	\$ 109,706.42	\$ 7,341.51	0	\$ 250.00	\$ 117,297.93	0	14
VROMAN, MICHAEL C.	HS Science Teacher	\$ 68,660.55	\$ 25,991.85	0	\$ 250.00	\$ 94,902.40	0	14
WADE, ELLEN K.	School Counselor	\$ 89,508.10	\$ 24,490.48	0	\$ 250.00	\$ 114,248.58	0	14
WAGENAAR, LAUREN	MS Language Arts Teacher	\$ 59,867.04	\$ 25,991.85	0	\$ 250.00	\$ 86,108.89	0	14
WAGNER, DANIEL C.	MS Language Arts Teacher	\$ 87,887.56	\$ 10,757.79	0	\$ 250.00	\$ 98,895.35	0	14
WAGNER, HEIDI A.	ELEM Fifth Grade Teacher	\$ 84,474.60	\$ 11,087.32	0	\$ 250.00	\$ 95,811.92	0	14
WAGNER, LINDSAY M.	School Counselor	\$ 86,031.35	\$ 18,601.18	0	\$ 250.00	\$ 104,882.53	0	14
WALL, NICOLE M.	ELEM Second Grade Teacher	\$ 79,475.68	\$ 25,805.13	0	\$ 250.00	\$ 105,530.81	0	14
WALLACE, HEATHER S.	ELEM Alternative Learn Op Tchr	\$ 111,295.14	\$ 18,062.73	0	\$ 250.00	\$ 129,607.87	0	14
WALLACE, JENNIFER R.	ELEM Interventionist - Math	\$ 93,124.32	\$ 18,062.73	0	\$ 250.00	\$ 111,437.05	0	14
WALLACE, STEVEN P.	HS Social Studies Teacher	\$ 93,124.32	\$ 28.20	0	\$ 250.00	\$ 93,402.52	0	14
WALLER, KARI L.	Director	\$ 140,965.93	\$ 1,322.90	\$ 2,700.00	\$ 300.00	\$ 145,288.83	25	14
WALSH, PATRICIA A.	Cross Categorical Teacher	\$ 81,065.94	\$ 7,341.51	0	\$ 250.00	\$ 88,657.45	0	14
WALTERS, CARI A.	ELEM Fifth Grade Teacher	\$ 77,948.12	\$ 28.20	0	\$ 250.00	\$ 78,226.32	0	14
WALTON, TRACY K.	Athletic Secretary	\$ 51,412.62	\$ 25,991.85	0	\$ -	\$ 77,404.47	15	15
WAPOLE, ERICA L.	MS Science Teacher	\$ 75,006.48	\$ 1,134.60	0	\$ 250.00	\$ 76,391.08	0	14
WARD, AMY R.	ELEM First Grade Teacher	\$ 67,391.35	\$ 18,601.18	0	\$ 250.00	\$ 86,242.53	0	14
WARDLOW, ASHLEY L.	Cross Categorical Teacher	\$ 56,414.05	\$ 18,929.83	0	\$ 250.00	\$ 75,593.88	0	14
WARFEL, AMY L.	ELEM Fifth Grade Teacher	\$ 98,069.19	\$ 25,991.85	0	\$ 250.00	\$ 124,311.04	0	14
WASHINGTON, JEAN M.	School Social Worker	\$ 93,356.96	\$ 11,007.76	0	\$ 250.00	\$ 104,614.72	0	14
WASILEWSKI, JAMIE M.	ELEM Second Grade Teacher	\$ 85,376.21	\$ 187.08	0	\$ 250.00	\$ 85,813.29	0	14

Community Unit School District 300

Public Act 097-0609

Compensation Package of \$75,000+ for the 2023-2024 School Year

As of 9/5/2023

Name	Primary Position	Salary with pension	Health, Dental, Vision, & Life Insurance	Mileage	HRA Deposit	Total Compensation Package	Vacation/Flex Days/Hours	Sick & Personal Days/Hours
WASILEWSKI, KELLY C.	Supervisory Dean	\$ 87,527.48	\$ 26,044.08	\$ 900.00	\$ 300.00	\$ 114,771.56	4	14
WATSON, YVONNE L.	Pre-School For All	\$ 104,875.67	\$ 12,438.69	0	\$ 250.00	\$ 117,564.36	0	14
WATT, VALERIE S.	Speech Pathologist	\$ 84,342.71	\$ 11,937.45	0	\$ 250.00	\$ 96,530.16	0	14
WEATHERS, CHRISTINE C.	HS English Teacher	\$ 67,314.59	\$ 11,588.56	0	\$ 250.00	\$ 79,153.15	0	14
WEBB, ANDREW L.	Speech Pathologist	\$ 79,507.02	\$ 28.20	0	\$ 250.00	\$ 79,785.22	0	14
WEBB, MOLLY M.	Speech Pathologist	\$ 82,687.57	\$ 18,062.73	0	\$ 250.00	\$ 101,000.30	0	14
WEBER, KRISTINA J.	Media Teacher	\$ 89,405.40	\$ 11,087.32	0	\$ 250.00	\$ 100,742.72	0	14
WEGER, JONATHAN P.	HS Industrial Tech Teacher	\$ 67,419.46	\$ 24,677.20	0	\$ 250.00	\$ 92,346.66	0	14
WEGER, RICHARD G.	Facilities Manager	\$ 102,430.76	\$ 21,784.94	\$ 900.00	\$ 300.00	\$ 125,415.70	25	14
WEINANDY, SHELLY L.	ELEM Art Teacher	\$ 116,420.31	\$ 24,819.40	0	\$ 250.00	\$ 141,489.71	0	14
WEINHAMMER, JENNIFER L.	MS Science Teacher	\$ 100,837.83	\$ 22,962.93	0	\$ 250.00	\$ 124,050.76	0	14
WELDEN, PAUL M.	Technology Support Supervisor	\$ 79,147.02	\$ 11,087.32	0	\$ 250.00	\$ 90,484.34	15	15
WELLS, AMY E.	ELEM Fourth Grade Teacher	\$ 102,818.38	\$ 18,249.45	0	\$ 250.00	\$ 121,317.83	0	14
WELLS, LINDSAY M.	ELEM Interventionist - ELA	\$ 75,006.48	\$ 10,837.35	0	\$ 250.00	\$ 86,093.83	0	14
WENDERSKI, MARCY A.	Instructional Coach - Math	\$ 100,803.24	\$ 1,134.60	0	\$ 250.00	\$ 102,187.84	0	14
WERNER, KARISSA M.	MS Spanish Teacher	\$ 72,951.36	\$ 16,432.91	0	\$ 250.00	\$ 89,634.27	0	14
WESS, COLLEEN E.	MS Language Arts Teacher	\$ 72,095.13	\$ 9,801.46	0	\$ 250.00	\$ 82,146.59	0	14
WESTERMEIER, LAURA O.	Cross Categorical Teacher	\$ 95,020.54	\$ 12,625.41	0	\$ 250.00	\$ 107,895.95	0	14
WESTMORELAND, ELDEN K.	Cross Categorical Teacher	\$ 77,917.83	\$ 25,832.97	0	\$ 250.00	\$ 104,000.80	0	14
WETZEL, MARK A.	Assistant Superintendent	\$ 157,264.84	\$ 33,724.73	\$ 2,700.00	\$ 300.00	\$ 193,989.57	25	14
WHITE, DIANE C.	Director - Purchasing	\$ 132,134.07	\$ 12,918.40	\$ 2,700.00	\$ 300.00	\$ 148,052.47	25	14
WHITE, KATHERINE A.	MS Art Teacher	\$ 104,875.67	\$ 7,261.95	0	\$ 250.00	\$ 112,387.62	0	14
WHITE, TODD A.	HS Art Teacher	\$ 117,969.73	\$ 18,249.45	0	\$ 250.00	\$ 136,469.18	0	14
WHITEHOUSE, BENJAMIN P.	HS PE Teacher	\$ 96,886.48	\$ 18,327.42	0	\$ 250.00	\$ 115,463.90	0	14
WHITEHOUSE, MARTHA	Student Info System Specialist	\$ 67,217.73	\$ 9,881.02	0	\$ -	\$ 77,098.75	20	15
WICKER, DONALD G.	MS Social Studies Teacher	\$ 109,275.66	\$ 25,991.85	0	\$ 250.00	\$ 135,517.51	0	14
WIGTION, DEREK B.	ELEM Third Grade Dual Language Teacher	\$ 67,938.37	\$ 18,249.45	0	\$ 250.00	\$ 86,437.82	0	14
WILKEN, TAMMY R.	Cross Categorical Teacher	\$ 115,832.43	\$ 18,062.73	0	\$ 250.00	\$ 134,145.16	0	14
WILKINSON, STACY L.	Alternative Ed Principal	\$ 140,973.62	\$ 25,636.28	\$ 1,500.00	\$ 300.00	\$ 168,409.90	25	14
WILL, KARIE A.	MS Math Teacher	\$ 102,818.38	\$ 24,677.20	0	\$ 250.00	\$ 127,745.58	0	14
WILLIAMS, CATHERINE L.	HS English Teacher	\$ 56,414.05	\$ 18,414.46	0	\$ 250.00	\$ 75,078.51	0	14
WILLIAMS, KATHLEEN L.	MS Science Teacher	\$ 68,911.31	\$ 18,249.45	0	\$ 250.00	\$ 87,410.76	0	14
WILLIAMS, MEGAN E.	School Psychologist	\$ 81,097.31	\$ 25,991.85	0	\$ 250.00	\$ 107,339.16	0	14
WILLIAMS, TRACY A.	HS Driver Ed Teacher	\$ 121,124.87	\$ 25,991.85	0	\$ 250.00	\$ 147,366.72	0	14
WILLIAMSON, MICHAEL B.	LEAD IEA Representative	\$ 77,416.22	\$ 18,929.83	0	\$ 250.00	\$ 96,596.05	0	14
WILOFF, PAUL C.	Supervisor B & G	\$ 73,555.01	\$ 13,230.18	0	\$ 250.00	\$ 87,035.19	15	15
WILSON, GABRIELA	HS Spanish Teacher	\$ 94,988.11	\$ 24,490.48	0	\$ 250.00	\$ 119,728.59	0	14

Community Unit School District 300

Public Act 097-0609

Compensation Package of \$75,000+ for the 2023-2024 School Year

As of 9/5/2023

Name	Primary Position	Salary with pension	Health, Dental, Vision, & Life Insurance	Mileage	HRA Deposit	Total Compensation Package	Vacation/Flex Days/Hours	Sick & Personal Days/Hours
WILSON, MEGHAN E.	MS Language Arts Teacher	\$ 58,694.05	\$ 22,962.93	0	\$ 250.00	\$ 81,906.98	0	14
WILSON, SUSAN L.	Cognitive Disabilities Teacher	\$ 117,969.73	\$ 18,601.18	0	\$ 250.00	\$ 136,820.91	0	14
WILTBERGER, ERICA M.	MS PE Teacher	\$ 78,037.84	\$ 18,249.45	0	\$ 250.00	\$ 96,537.29	0	14
WINBURN, JODI	MS Social Studies Teacher	\$ 97,034.60	\$ 25,805.13	0	\$ 250.00	\$ 123,089.73	0	14
WINGERD, CASSIDY A.	Speech Pathologist	\$ 67,861.62	\$ 9,801.46	0	\$ 250.00	\$ 77,913.08	0	14
WINSAUER, SANDRA A.	ELEM Fourth Grade Teacher	\$ 113,520.00	\$ 11,087.32	0	\$ 250.00	\$ 124,857.32	0	14
WINTERSTEEN, ELIZABETH A.	HS Science Teacher	\$ 106,972.96	\$ 18,414.46	0	\$ 250.00	\$ 125,637.42	0	14
WINTON, DIANA	School Counselor	\$ 67,861.62	\$ 7,184.19	0	\$ 250.00	\$ 75,295.81	0	14
WIRTZ, TRACY M.	School Social Worker	\$ 69,217.29	\$ 11,087.32	0	\$ 250.00	\$ 80,554.61	0	14
WISHOWSKI-WETZEL, KATIE A.	HS Principal	\$ 173,631.87	\$ 33,935.59	\$ 1,500.00	\$ 300.00	\$ 209,367.46	25	14
WITEK, MELANIE M.	Speech Pathologist	\$ 125,972.48	\$ 18,711.48	0	\$ 250.00	\$ 144,933.96	0	14
WOCHNER, CHRISTINA M.	Education Service Specialist	\$ 119,676.93	\$ 23,796.88	\$ 1,500.00	\$ 300.00	\$ 145,273.81	25	14
WOLBER, DAWN E.	ELEM Third Grade Dual Language Teacher	\$ 94,988.11	\$ 1,134.60	0	\$ 250.00	\$ 96,372.71	0	14
WOLF, CARA N.	School Psychologist	\$ 74,895.14	\$ 11,007.76	0	\$ 250.00	\$ 86,152.90	0	14
WOLLNEY, EILEEN L.	Division Head	\$ 110,563.72	\$ 33,641.00	\$ 900.00	\$ 300.00	\$ 145,404.72	4	14
WOOD, BETH M.	MS Orchestra Teacher	\$ 102,856.22	\$ 18,327.42	0	\$ 250.00	\$ 121,433.64	0	14
WOOD, KATHRYN L.	Vision Impaired Teacher	\$ 74,408.64	\$ 11,007.76	0	\$ 250.00	\$ 85,666.40	0	14
WOODBURY, NICOLE M.	MS Assistant Principal	\$ 120,012.07	\$ 413.52	\$ 900.00	\$ 300.00	\$ 121,625.59	25	14
WOODS, SUSAN C.	MS PE Teacher	\$ 100,803.24	\$ 28.20	0	\$ 250.00	\$ 101,081.44	0	14
WORDEN, LINDSEY A.	ELEM Fourth Grade Teacher	\$ 89,540.53	\$ 28.20	0	\$ 250.00	\$ 89,818.73	0	14
WORMSLEY, LAURA B.	Cross Categorical Teacher	\$ 75,898.38	\$ 1,134.60	0	\$ 250.00	\$ 77,282.98	0	14
WOZNIAK, DENNIS J.	HS Math Teacher	\$ 104,875.67	\$ 24,677.20	0	\$ 250.00	\$ 129,802.87	0	14
WOZNIAK, KIMBERLY M.	HS Math Teacher	\$ 102,972.98	\$ 18,249.45	0	\$ 250.00	\$ 121,472.43	0	14
WRIGHT, KIMBERLY	Elementary Principal	\$ 127,683.50	\$ 25,929.44	\$ 1,500.00	\$ 300.00	\$ 155,412.94	25	14
WRIGHT, KYLE J.	HS Social Studies Teacher	\$ 74,919.99	\$ 7,261.95	0	\$ 250.00	\$ 82,431.94	0	14
WURBIA, AUDRA D.	Cross Categorical Teacher	\$ 60,969.72	\$ 22,962.93	0	\$ 250.00	\$ 84,182.65	0	14
WYSOCKI, ED J.	Maintenance-Trades G-II	\$ 70,933.74	\$ 11,087.32	0	\$ -	\$ 82,021.06	15	15
YAKES, JOANNE M.	School Counselor	\$ 93,124.32	\$ 7,261.95	0	\$ 250.00	\$ 100,636.27	0	14
YANG, CLAIRE L.	ELEM Interventionist - Bilingual	\$ 86,600.00	\$ 18,249.45	0	\$ 250.00	\$ 105,099.45	0	14
YBARRA, LAURA R.	HS Science Teacher	\$ 93,124.32	\$ 18,249.45	0	\$ 250.00	\$ 111,623.77	0	14
YELTON, JULIE A.	Non Certified Nurse	\$ 59,043.67	\$ 18,929.83	0	\$ 250.00	\$ 78,223.50	0	14
YORK, DIANE M.	ELEM STEM Teacher	\$ 115,832.43	\$ 13,230.18	0	\$ 250.00	\$ 129,312.61	0	14
YOUKHANA, MICHAEL	MS Technology Teacher	\$ 81,065.94	\$ 18,249.45	0	\$ 250.00	\$ 99,565.39	0	14
YUVAN, JUDITH G.	Cross Categorical Teacher	\$ 120,468.11	\$ 18,090.57	0	\$ 250.00	\$ 138,808.68	0	14
ZAMARRIPA, CARINA	ELEM Second Grade Teacher	\$ 59,775.13	\$ 25,805.13	0	\$ 250.00	\$ 85,830.26	0	14
ZANE, SHELBY M.	ELEM Second Grade Teacher	\$ 79,475.68	\$ 10,757.79	0	\$ 250.00	\$ 90,483.47	0	14
ZARATE JR, HUGO	Supervisory Dean	\$ 87,527.48	\$ 9,342.70	\$ 900.00	\$ 300.00	\$ 98,070.18	4	14

Community Unit School District 300

Public Act 097-0609

Compensation Package of \$75,000+ for the 2023-2024 School Year

As of 9/5/2023

Name	Primary Position	Salary with pension	Health, Dental, Vision, & Life Insurance	Mileage	HRA Deposit	Total Compensation Package	Vacation/Flex Days/Hours	Sick & Personal Days/Hours
ZAVALA, KELLY C.	MH Counselor	\$ 72,015.13	\$ 25,991.85	0	\$ 250.00	\$ 98,256.98	0	14
ZAVALA, MELISSA S.	ELEM Pre-Primary Teacher	\$ 61,064.87	\$ 24,490.48	0	\$ 250.00	\$ 85,805.35	0	14
ZAWILLA, JENNIFER C.	ELEM Fourth Grade Teacher	\$ 63,502.71	\$ 16,345.43	0	\$ 250.00	\$ 80,098.14	0	14
ZBINDEN, JOSHUA T.	HS Alternative Learn Op Tchr	\$ 59,867.04	\$ 17,746.05	0	\$ 250.00	\$ 77,863.09	0	14
ZEID-BRANDSTEDT, KARI A.	Instructional Coach - ELA	\$ 127,694.04	\$ 25,991.85	0	\$ 250.00	\$ 153,935.89	0	14
ZIELENIEWSKI, CRAIG A.	Director	\$ 185,583.15	\$ 26,021.78	\$ 2,700.00	\$ 300.00	\$ 214,604.93	25	14
ZIELINSKI, MARGARET A.	Certified Nurse	\$ 109,275.66	\$ 18,601.18	0	\$ 250.00	\$ 128,126.84	0	14
ZIMMERMAN, BRIAN S.	Cross Categorical Teacher	\$ 77,948.12	\$ 8,029.47	0	\$ 250.00	\$ 86,227.59	0	14
ZIMMERMAN, GEORGETTE	ELEM Kindergarten Teacher	\$ 81,065.94	\$ 947.88	0	\$ 250.00	\$ 82,263.82	0	14
ZIMMERMAN, LINDSAY J.	Multi Needs Teacher	\$ 66,097.30	\$ 24,677.20	0	\$ 250.00	\$ 91,024.50	0	14
ZINKUS, PALMIRA Z.	MS Language Arts Teacher	\$ 94,498.07	\$ 28.20	0	\$ 250.00	\$ 94,776.27	0	14
ZIOLS, JASON J.	HS Athletic Director	\$ 121,340.65	\$ 23,713.05	\$ 1,500.00	\$ 300.00	\$ 146,853.70	25	14
ZOELLNER, KELLY L.	Cognitive Disabilities Teacher	\$ 109,113.52	\$ 18,249.45	0	\$ 250.00	\$ 127,612.97	0	14
ZOLOTAR, NICOLE A.	ELEM Kindergarten Teacher	\$ 89,645.40	\$ 10,757.79	0	\$ 250.00	\$ 100,653.19	0	14
ZUERCHER, ROSITA Z.	ELEM Kindergarten Dual Language Teacher	\$ 72,951.36	\$ 17,494.78	0	\$ 250.00	\$ 90,696.14	0	14
ZYER, JILL E.	Inclusion Facilitator	\$ 86,031.35	\$ 7,842.75	0	\$ 250.00	\$ 94,124.10	0	14

EIS Administrator and Teacher Salary and Benefits Report - School Year 2023

9/5/2023 2:41 pm

CUSD 300
2550 Harnish Dr, Algonquin, IL 60102
310453000260000

Selection Criteria: (Employer) Employees = All

Name	Position	Base Salary	FTE	Vacation Days	Sick Days	Bonuses	Annuities	Retirement Enhancements	Other Benefits
ABOY, CRISTINA	202-Bilingual Education Teacher	\$86,141.12	1.00	0	12	\$0.00	\$0.00	\$0.00	\$6,284.20
ADAME, SHILOH	200-Teacher	\$84,451.12	1.00	0	12	\$0.00	\$0.00	\$0.00	\$15,821.64
ADAMS, BELINDA	250-Special Education Teacher	\$82,826.12	1.00	0	12	\$0.00	\$0.00	\$0.00	\$16,313.88
ADAMSON, STEPHANIE	606-Resource Teacher Math	\$62,266.10	1.00	0	12	\$0.00	\$0.00	\$0.00	\$7,998.28
ADAMS-WHITSON, VICKI	250-Special Education Teacher	\$61,044.88	1.00	0	12	\$0.00	\$0.00	\$0.00	\$7,035.96
ADKINS, HOLLY	200-Teacher	\$52,184.08	1.00	0	12	\$0.00	\$0.00	\$0.00	\$27.00
AFONSOCANO, LETICIA	203-English as a Second Language Teacher	\$58,243.98	0.99	0	12	\$0.00	\$0.00	\$0.00	\$9,485.88
AGARWAL, MEENU	203-English as a Second Language Teacher	\$69,277.26	1.00	0	12	\$0.00	\$0.00	\$0.00	\$0.00
AGENEAU, CARIE	200-Teacher	\$74,986.08	1.00	0	12	\$0.00	\$0.00	\$0.00	\$6,302.52
AGENEAU, EMMA	200-Teacher	\$73,516.04	1.00	0	12	\$0.00	\$0.00	\$0.00	\$6,302.52
AGENLIAN, JULI	200-Teacher	\$76,487.06	1.00	0	12	\$0.00	\$0.00	\$0.00	\$22,022.28
AGUILA, DAWN	610-Resource Teacher Elementary	\$49,173.02	1.00	0	12	\$0.00	\$0.00	\$0.00	\$20,178.60
AGUINAGA, JANICE	200-Teacher	\$81,172.00	1.00	0	12	\$0.00	\$0.00	\$0.00	\$967.08
AGUIRRE, DEBORAH	250-Special Education Teacher	\$105,005.94	1.00	0	12	\$0.00	\$0.00	\$0.00	\$27.00
AGUIRRE, HEATHER	610-Resource Teacher Elementary	\$69,303.00	1.00	0	12	\$0.00	\$0.00	\$0.00	\$13,198.76
AHLSTEDT, ALEXIS	250-Special Education Teacher	\$53,226.94	1.00	0	12	\$0.00	\$0.00	\$0.00	\$8,525.88
AICHINGER, AMY	200-Teacher	\$69,303.00	1.00	0	12	\$0.00	\$0.00	\$0.00	\$27.00
ALDAY, BEATRIZ	200-Teacher	\$82,826.12	1.00	0	12	\$0.00	\$0.00	\$0.00	\$8,928.68
ALLEN, KEVIN	200-Teacher	\$54,207.92	1.00	0	12	\$0.00	\$0.00	\$0.00	\$14,337.00
ALMEIDA, SANDRA	202-Bilingual Education Teacher	\$87,895.08	1.00	0	12	\$0.00	\$0.00	\$0.00	\$16,313.88
ALMODOVAR, JORGE	107-General Administrator or General Supervisor	\$143,775.10	1.00	25	12	\$3,500.00	\$0.00	\$15,442.90	\$279.45
ALMODOVAR, KIMBERLY	610-Resource Teacher Elementary	\$76,299.38	1.00	0	12	\$0.00	\$0.00	\$0.00	\$18,635.40
ALONSO, YANIN	202-Bilingual Education Teacher	\$69,381.00	1.00	0	12	\$0.00	\$0.00	\$0.00	\$7,363.64
ALPERSTEIN, MARCELLE	610-Resource Teacher Elementary	\$72,074.08	1.00	0	12	\$0.00	\$0.00	\$0.00	\$16,136.04
ALTERSJR, DAVID	611-Resource Teacher Other	\$89,652.94	1.00	0	12	\$0.00	\$0.00	\$0.00	\$9,485.88
ALVARADO, MARITZA	202-Bilingual Education Teacher	\$50,157.12	1.00	0	12	\$0.00	\$0.00	\$0.00	\$14,072.76
ALVAREZLOZA, CARMEN	202-Bilingual Education Teacher	\$55,355.02	1.00	0	12	\$0.00	\$0.00	\$0.00	\$27.00
ALVERNIA-KOPETSKY, LISA	200-Teacher	\$52,184.08	1.00	0	12	\$0.00	\$0.00	\$0.00	\$5,977.32
AMARO, MANUELA	202-Bilingual Education Teacher	\$87,895.08	1.00	0	12	\$0.00	\$0.00	\$0.00	\$15,854.76
AMBROSINI, KATELYNN	200-Teacher	\$66,686.88	1.00	0	12	\$0.00	\$0.00	\$0.00	\$907.80

Name	Position	Base Salary	FTE	Vacation Days	Sick Days	Bonuses	Annuities	Retirement Enhancements	Other Benefits
AMELIO, BRIDGET	611-Resource Teacher Other	\$68,829.02	1.00	0	12	\$0.00	\$0.00	\$0.00	\$27.00
ANDERSON, ELIZABETH	200-Teacher	\$44,092.88	0.83	0	11	\$0.00	\$0.00	\$0.00	\$21,114.35
ANDERSON, EMILY	200-Teacher	\$53,226.94	1.00	0	12	\$0.00	\$0.00	\$0.00	\$6,231.96
ANDERSON, JONATHAN	153-Special Education Supervisor	\$95,767.03	1.00	25	12	\$3,500.00	\$0.00	\$10,413.44	\$6,292.29
ANDERSON, LACEY	200-Teacher	\$55,377.14	1.00	0	12	\$0.00	\$0.00	\$0.00	\$14,218.44
ANDERSON, LISA	200-Teacher	\$20,639.46	0.38	0	0	\$0.00	\$0.00	\$0.00	\$0.00
ANDERSON, LISA	203-English as a Second Language Teacher	\$34,515.00	0.58	0	12	\$0.00	\$0.00	\$0.00	\$22,357.08
ANDERSON, MICHAEL	200-Teacher	\$54,290.86	1.00	0	12	\$0.00	\$0.00	\$0.00	\$427.80
ANDERSON, PAUL	250-Special Education Teacher	\$69,277.00	1.00	0	12	\$0.00	\$0.00	\$0.00	\$27.00
ANDERSON, RYAN	200-Teacher	\$66,686.88	1.00	0	12	\$0.00	\$0.00	\$0.00	\$6,279.00
ANDERSON, SHAWN	200-Teacher	\$62,266.10	1.00	0	12	\$0.00	\$0.00	\$0.00	\$9,561.48
ANGELO, ALLISON	200-Teacher	\$30,857.85	0.51	0	12	\$0.00	\$0.00	\$0.00	\$3,873.63
ANGLADAFELICIANO, SUHEILEY	202-Bilingual Education Teacher	\$35,647.20	0.66	0	12	\$0.00	\$0.00	\$0.00	\$4,619.76
ANGSURAT, MARCY	200-Teacher	\$56,397.90	1.00	0	12	\$0.00	\$0.00	\$0.00	\$1,085.64
ANGULO, NORMA	202-Bilingual Education Teacher	\$69,381.00	1.00	0	12	\$0.00	\$0.00	\$0.00	\$27.00
ANTONATARRES, LAURA	200-Teacher	\$58,676.02	1.00	0	12	\$0.00	\$0.00	\$0.00	\$27.00
ANTONELLI, VICTORIA	200-Teacher	\$48,208.94	1.00	0	12	\$0.00	\$0.00	\$0.00	\$20.52
ANWAR, SAQIBA	200-Teacher	\$55,291.08	1.00	0	12	\$0.00	\$0.00	\$0.00	\$10,979.40
ARAGON, LAUREN	200-Teacher	\$62,840.96	1.00	0	12	\$0.00	\$0.00	\$0.00	\$27.00
ARIAS, ABIGAI	200-Teacher	\$68,749.98	1.00	0	12	\$0.00	\$0.00	\$0.00	\$6,247.56
ARMS, DEANNA	200-Teacher	\$90,666.56	1.00	0	12	\$0.00	\$0.00	\$0.00	\$22,179.24
ARNESON, KAYDI	200-Teacher	\$74,417.98	1.00	0	12	\$0.00	\$0.00	\$0.00	\$15,643.80
ARREOLA, PABLO	200-Teacher	\$59,151.04	1.00	0	12	\$0.00	\$0.00	\$0.00	\$27.00
ASHER, LAURA	200-Teacher	\$76,486.82	1.00	0	12	\$0.00	\$0.00	\$0.00	\$15,387.48
ATKINSON, SEAN	200-Teacher	\$47,546.74	0.99	0	12	\$0.00	\$0.00	\$0.00	\$9,270.76
Augustyn, Katherine M	200-Teacher	\$45,320.00	1.00	0	0	\$0.00	\$0.00	\$0.00	\$7,100.00
AUKES, MELISSA	200-Teacher	\$73,630.96	1.00	0	12	\$0.00	\$0.00	\$0.00	\$1,085.64
AVALONE, STEFANO	200-Teacher	\$61,517.04	1.00	0	12	\$0.00	\$0.00	\$0.00	\$514.20
AYERS, SEAN	200-Teacher	\$49,173.02	1.00	0	12	\$0.00	\$0.00	\$0.00	\$8,450.28
BAHR, ANNIE	200-Teacher	\$70,660.98	1.00	0	12	\$0.00	\$0.00	\$0.00	\$6,378.12
BAILEY, ELIZABETH	200-Teacher	\$65,308.08	1.00	0	12	\$0.00	\$0.00	\$0.00	\$3,205.16
BAILYE, ANDREW	200-Teacher	\$62,266.10	1.00	0	12	\$0.00	\$0.00	\$0.00	\$1,085.64
BAKER, BRENDAN	200-Teacher	\$53,145.04	1.00	0	12	\$0.00	\$0.00	\$0.00	\$8,525.88
BAKER, DEBORAH	250-Special Education Teacher	\$89,673.84	1.00	0	12	\$0.00	\$0.00	\$0.00	\$9,485.88
BAKER, MELISSA	200-Teacher	\$78,048.10	1.00	0	12	\$0.00	\$0.00	\$0.00	\$10,747.00
BALCHUNAS, ANTHONY	200-Teacher	\$59,940.92	1.00	0	12	\$0.00	\$0.00	\$0.00	\$22,179.24
BALDRIDGE, BRIAHNA	200-Teacher	\$24,369.36	0.51	0	6	\$0.00	\$0.00	\$0.00	\$15.12
BALLERINE, RENEE	250-Special Education Teacher	\$90,666.56	1.00	0	12	\$0.00	\$0.00	\$0.00	\$15,643.80

Name	Position	Base Salary	FTE	Vacation Days	Sick Days	Bonuses	Annuities	Retirement Enhancements	Other Benefits
BALONGAG, MARK	250-Special Education Teacher	\$55,377.14	1.00	0	12	\$0.00	\$0.00	\$0.00	\$10,979.40
BALONGAG, STEPHANIE	250-Special Education Teacher	\$57,525.00	1.00	0	12	\$0.00	\$0.00	\$0.00	\$8,525.88
BANNERMAN, MICHELLE	200-Teacher	\$56,664.24	0.98	0	12	\$0.00	\$0.00	\$0.00	\$27.00
BANUELOS, DANIELLE	202-Bilingual Education Teacher	\$61,044.88	1.00	0	12	\$0.00	\$0.00	\$0.00	\$10,749.24
BANUELOS, VIANNEY	202-Bilingual Education Teacher	\$53,145.04	1.00	0	12	\$0.00	\$0.00	\$0.00	\$6,255.48
BARTELLO, JENNA	250-Special Education Teacher	\$26,508.36	0.49	0	6	\$0.00	\$0.00	\$0.00	\$5,279.67
BARTELS, SAMANTHA	200-Teacher	\$67,464.70	0.95	0	12	\$0.00	\$0.00	\$0.00	\$15,821.64
BARTLETT, ERIKA	250-Special Education Teacher	\$57,587.92	1.00	0	12	\$0.00	\$0.00	\$0.00	\$16,032.60
BARTLETT, SAMUEL	200-Teacher	\$53,226.94	1.00	0	12	\$0.00	\$0.00	\$0.00	\$6,378.12
BASSO, KRISTIN	200-Teacher	\$18,415.04	0.31	0	0	\$0.00	\$0.00	\$0.00	\$0.00
BASSO, KRISTIN	610-Resource Teacher Elementary	\$41,433.84	0.69	0	12	\$0.00	\$0.00	\$0.00	\$12,525.69
BATAD, MICHELLE	200-Teacher	\$48,208.94	1.00	0	12	\$0.00	\$0.00	\$0.00	\$281.64
BATES, LAURA	200-Teacher	\$82,163.90	1.00	0	12	\$0.00	\$0.00	\$0.00	\$6,302.52
BATTAGLIA, NANCY	107-General Administrator or General Supervisor	\$62,432.48	0.58	14	7	\$0.00	\$0.00	\$6,367.50	\$13,147.53
BAUER, JEREMY	200-Teacher	\$91,467.17	1.00	0	12	\$0.00	\$0.00	\$0.00	\$15,643.80
BAUMAN, DAWN	200-Teacher	\$18,012.20	0.37	0	5	\$0.00	\$0.00	\$0.00	\$91.44
BAUMANN, ALISHA	200-Teacher	\$95,108.00	1.00	0	12	\$0.00	\$0.00	\$0.00	\$27.00
BAYLIAN, LAUREN	610-Resource Teacher Elementary	\$60,159.59	1.00	0	12	\$0.00	\$0.00	\$0.00	\$6,378.12
BEATTY, TRACY	200-Teacher	\$66,079.00	1.00	0	12	\$0.00	\$0.00	\$0.00	\$10,979.40
BEGORA, SEAN	200-Teacher	\$89,755.90	1.00	0	12	\$0.00	\$0.00	\$0.00	\$16,825.05
BELICK, BENJAMIN	200-Teacher	\$75,904.92	1.00	0	12	\$0.00	\$0.00	\$0.00	\$15,971.96
BELICK, JILL	104-Assistant Principal	\$82,268.12	1.00	0	12	\$3,500.00	\$0.00	\$9,503.63	\$159.46
BELLIE, MARISA	200-Teacher	\$61,045.30	1.00	0	12	\$0.00	\$0.00	\$0.00	\$9,485.88
BENDING, BRETT	103-Principal	\$175,817.64	1.00	25	12	\$3,500.00	\$0.00	\$18,799.60	\$22,209.67
BENGE, ANNA	200-Teacher	\$58,742.06	1.00	0	12	\$0.00	\$0.00	\$0.00	\$3,179.96
BENNETT, SANDRA	200-Teacher	\$115,801.14	1.00	0	12	\$0.00	\$0.00	\$0.00	\$22,357.08
BENNETT, TAMMY	610-Resource Teacher Elementary	\$116,093.64	1.00	0	12	\$0.00	\$0.00	\$0.00	\$183.96
BENSKIN, ANNA	200-Teacher	\$53,145.04	1.00	0	12	\$0.00	\$0.00	\$0.00	\$11,236.68
BENTSEN, KURT	200-Teacher	\$79,608.10	1.00	0	12	\$0.00	\$0.00	\$0.00	\$27.00
BENTZ, KATHERINE	200-Teacher	\$49,173.02	1.00	0	12	\$0.00	\$0.00	\$0.00	\$8,450.28
BERINGER, ROBERT	200-Teacher	\$78,018.98	1.00	0	12	\$0.00	\$0.00	\$0.00	\$247.16
BERNAHL, CLAIRE	250-Special Education Teacher	\$61,044.88	1.00	0	12	\$0.00	\$0.00	\$0.00	\$22,357.08
BERNAKY, SARAH	103-Principal	\$106,300.96	1.00	25	12	\$3,500.00	\$0.00	\$11,517.00	\$15,719.39
BERNARDI, RILEY	200-Teacher	\$48,208.94	1.00	0	12	\$0.00	\$0.00	\$0.00	\$9,561.48
BERNSTEIN, SARAH	200-Teacher	\$62,840.96	1.00	0	12	\$0.00	\$0.00	\$0.00	\$19,705.80
BERRY, CHRISTOPHER	200-Teacher	\$54,207.92	1.00	0	12	\$0.00	\$0.00	\$0.00	\$9,422.22
BESCHORNER, ALEXA	200-Teacher	\$58,173.60	1.00	0	12	\$0.00	\$0.00	\$0.00	\$7,734.36
BETTCHER, LINNEA	200-Teacher	\$40,651.34	0.76	0	12	\$0.00	\$0.00	\$0.00	\$5,207.58

Name	Position	Base Salary	FTE	Vacation Days	Sick Days	Bonuses	Annuities	Retirement Enhancements	Other Benefits
BETTS, JONATHAN	200-Teacher	\$84,451.12	1.00	0	12	\$0.00	\$0.00	\$0.00	\$22,179.24
BEYER, JEREMY	200-Teacher	\$58,676.02	1.00	0	12	\$0.00	\$0.00	\$0.00	\$6,464.52
BIALLAS, BETHANY	200-Teacher	\$111,814.82	1.00	0	12	\$0.00	\$0.00	\$0.00	\$16,442.52
BIALLAS, LISA	200-Teacher	\$111,720.70	1.00	0	12	\$0.00	\$0.00	\$0.00	\$16,167.72
BIEGELMANN, KRISTINA	151-Assistant Special Education Director	\$124,542.07	1.00	25	12	\$3,500.00	\$0.00	\$13,427.84	\$9,585.90
BIESIADA, DANIELLE	250-Special Education Teacher	\$49,173.02	1.00	0	12	\$0.00	\$0.00	\$3,018.00	\$27.00
BIGLER, JOHN	200-Teacher	\$82,163.90	1.00	0	12	\$0.00	\$0.00	\$0.00	\$10,041.48
BILLINGS, JESSICA	200-Teacher	\$93,241.98	1.00	0	12	\$0.00	\$0.00	\$0.00	\$22,357.08
BIRKHEAD, BRADFORD	200-Teacher	\$79,608.10	1.00	0	12	\$0.00	\$0.00	\$0.00	\$27.00
BIRKHEAD, VIDA	200-Teacher	\$97,043.96	1.00	0	12	\$0.00	\$0.00	\$0.00	\$15,821.64
BISHOP, MATTHEW	200-Teacher	\$57,613.92	1.00	0	12	\$0.00	\$0.00	\$0.00	\$9,561.48
BLADES, TERRY	250-Special Education Teacher	\$79,608.10	1.00	0	12	\$0.00	\$0.00	\$0.00	\$907.80
BLASECK, JAMES	250-Special Education Teacher	\$102,419.11	0.99	0	12	\$0.00	\$0.00	\$0.00	\$16,129.56
BLAUS, KERRI	200-Teacher	\$107,105.96	1.00	0	12	\$0.00	\$0.00	\$0.00	\$15,854.76
BLOMQUIST, JOHN	200-Teacher	\$105,005.94	1.00	0	12	\$0.00	\$0.00	\$0.00	\$9,485.88
BLOMQUIST, NICOLL	200-Teacher	\$69,381.26	1.00	0	12	\$0.00	\$0.00	\$0.00	\$9,485.88
BLOOMBERG, BRYAN	200-Teacher	\$104,885.04	1.00	0	12	\$0.00	\$0.00	\$0.00	\$15,643.80
BLOOMBERG, MARISA	200-Teacher	\$79,578.98	1.00	0	12	\$0.00	\$0.00	\$0.00	\$1,085.64
BLOOMBERG, ROXANNE	200-Teacher	\$70,660.98	1.00	0	12	\$0.00	\$0.00	\$0.00	\$907.80
BLUM, KELLY	200-Teacher	\$82,922.06	1.00	0	12	\$0.00	\$0.00	\$0.00	\$907.80
BOBIK, CHAD	200-Teacher	\$48,208.94	1.00	0	12	\$0.00	\$0.00	\$0.00	\$6,302.52
BOCKA, KARINA	250-Special Education Teacher	\$59,848.88	1.00	0	12	\$0.00	\$0.00	\$0.00	\$7,716.04
BOEHNING, HEIDI	606-Resource Teacher Math	\$58,646.30	1.00	0	12	\$0.00	\$0.00	\$0.00	\$27.00
BOEKENHAUER, SONJA	200-Teacher	\$72,958.08	1.00	0	12	\$0.00	\$0.00	\$0.00	\$183.96
BOHLEN, TRACI	200-Teacher	\$62,266.10	1.00	0	12	\$0.00	\$0.00	\$0.00	\$907.80
BOLANDER, KELSEY	200-Teacher	\$52,184.08	1.00	0	12	\$0.00	\$0.00	\$0.00	\$19,587.24
BOLAS, KELLY	610-Resource Teacher Elementary	\$87,863.10	1.00	0	12	\$0.00	\$0.00	\$0.00	\$907.80
BOLDING, LYNDA	200-Teacher	\$82,826.12	1.00	0	12	\$0.00	\$0.00	\$0.00	\$14,262.54
BOLIVAR, RENE	200-Teacher	\$38,673.07	0.80	0	9	\$0.00	\$0.00	\$0.00	\$5,379.94
BONA, ALEXIS	200-Teacher	\$49,173.02	1.00	0	12	\$0.00	\$0.00	\$0.00	\$27.00
BONE, MANDY	200-Teacher	\$84,451.12	1.00	0	12	\$0.00	\$0.00	\$0.00	\$29.10
BORHART, JASON	200-Teacher	\$91,445.90	1.00	0	12	\$0.00	\$0.00	\$0.00	\$27.00
BOSCARINO, KATHLEEN	200-Teacher	\$61,923.98	0.99	0	12	\$0.00	\$0.00	\$0.00	\$10,801.56
BOSCHTORRENT, DAVID	202-Bilingual Education Teacher	\$69,277.00	1.00	0	12	\$0.00	\$0.00	\$0.00	\$352.20
Bourge, Michelle	203-English as a Second Language Teacher	\$45,320.00	1.00	0	0	\$0.00	\$0.00	\$0.00	\$7,100.00
BOUSHLEY, MELANIE	200-Teacher	\$50,878.84	0.99	0	12	\$0.00	\$0.00	\$0.00	\$27.00
BOWEN, KIMBERLY	200-Teacher	\$86,141.12	1.00	0	12	\$0.00	\$0.00	\$0.00	\$11,499.96
BOWERS, JUSTIN	200-Teacher	\$81,172.00	1.00	0	12	\$0.00	\$0.00	\$0.00	\$22,179.24

Name	Position	Base Salary	FTE	Vacation Days	Sick Days	Bonuses	Annuities	Retirement Enhancements	Other Benefits
BOYLE, KAREN	611-Resource Teacher Other	\$68,709.43	1.00	0	12	\$0.00	\$0.00	\$0.00	\$22,357.08
Bradberry, Derek S	200-Teacher	\$45,320.00	1.00	30	0	\$0.00	\$0.00	\$0.00	\$7,100.00
BRADSTREET, SARAH	200-Teacher	\$72,958.08	1.00	0	12	\$0.00	\$0.00	\$0.00	\$22,179.24
BRAKER, CALVIN	200-Teacher	\$76,487.06	1.00	0	12	\$0.00	\$0.00	\$0.00	\$15,643.80
BRANDT, MITCHELL	200-Teacher	\$89,518.00	1.00	0	12	\$0.00	\$0.00	\$0.00	\$16,313.88
BRANNAN, AMY	200-Teacher	\$81,200.86	1.00	0	12	\$0.00	\$0.00	\$0.00	\$19,587.24
BRASS, PAUL	104-Assistant Principal	\$83,791.29	0.93	25	12	\$0.00	\$0.00	\$9,807.67	\$15,544.55
BREDLAU, ROSE	200-Teacher	\$54,982.62	0.99	0	12	\$0.00	\$0.00	\$0.00	\$997.42
BREEZE, JENNIFER	103-Principal	\$110,594.91	1.00	25	12	\$3,500.00	\$0.00	\$11,966.90	\$15,336.72
BRENIZER, MICHELLE	200-Teacher	\$61,044.88	1.00	0	12	\$0.00	\$0.00	\$0.00	\$27.00
BRENNEMAN, KYLA	200-Teacher	\$53,145.04	1.00	0	12	\$0.00	\$0.00	\$0.00	\$9,485.88
BRICE, COLIN	200-Teacher	\$61,044.88	1.00	0	12	\$0.00	\$0.00	\$0.00	\$9,485.88
BROCKER, NANCY	200-Teacher	\$62,266.10	1.00	0	12	\$0.00	\$0.00	\$0.00	\$27.00
BROCKER, WILLIAM	200-Teacher	\$59,848.88	1.00	0	12	\$0.00	\$0.00	\$0.00	\$1,085.64
BROCKWAY, ANDREA	610-Resource Teacher Elementary	\$63,513.06	1.00	0	12	\$0.00	\$0.00	\$0.00	\$15,821.64
BROMBERG, MAGDALENA	200-Teacher	\$66,609.92	1.00	0	12	\$0.00	\$0.00	\$0.00	\$6,302.52
BROSMAN, JACOB	200-Teacher	\$52,184.08	1.00	0	12	\$0.00	\$0.00	\$0.00	\$15,381.00
BROWN, ADAM	200-Teacher	\$65,380.12	1.00	0	12	\$0.00	\$0.00	\$0.00	\$7,035.96
BROWN, CAITLIN	200-Teacher	\$56,397.90	1.00	0	12	\$0.00	\$0.00	\$0.00	\$15,643.80
BROWN, SARA	250-Special Education Teacher	\$70,769.92	1.00	0	12	\$0.00	\$0.00	\$0.00	\$27.00
BROWN, SEAN	200-Teacher	\$92,528.02	1.00	0	12	\$0.00	\$0.00	\$0.00	\$22,179.24
BRUCE, RANDY	200-Teacher	\$78,139.88	1.00	0	12	\$0.00	\$0.00	\$0.00	\$15,821.64
BRUHN, STEVEN	200-Teacher	\$97,009.91	1.00	0	12	\$0.00	\$0.00	\$0.00	\$22,179.24
BRUNS, FABIOLA	200-Teacher	\$66,610.18	1.00	0	12	\$0.00	\$0.00	\$0.00	\$27.00
BRUNSTRUM, JEFFREY	125-Head of Gen Ed (Depart chair admin endorsement held)	\$84,587.17	0.80	0	12	\$3,500.00	\$0.00	\$0.00	\$0.00
BRUNSTRUM, JEFFREY	200-Teacher	\$18,801.36	0.20	0	0	\$0.00	\$0.00	\$0.00	\$0.00
BRYERTON, JENNIFER	200-Teacher	\$69,303.02	1.00	0	12	\$0.00	\$0.00	\$0.00	\$6,302.52
BUCHANAN, MEGGAN	103-Principal	\$104,215.93	1.00	25	12	\$3,500.00	\$0.00	\$11,298.43	\$9,669.10
BUCKLEY, SHANNON	200-Teacher	\$74,986.08	1.00	0	12	\$0.00	\$0.00	\$0.00	\$427.80
BUHROW, MICHELLE	200-Teacher	\$95,108.00	1.00	0	12	\$0.00	\$0.00	\$0.00	\$15,643.80
BUHROW, RENEE	200-Teacher	\$101,341.23	1.00	0	12	\$0.00	\$0.00	\$0.00	\$15,956.76
BUJAK, KATHLEEN	200-Teacher	\$59,848.88	1.00	0	12	\$0.00	\$0.00	\$0.00	\$15,643.80
BUKSOVA, ALEXANDRA	200-Teacher	\$57,525.00	1.00	0	12	\$0.00	\$0.00	\$0.00	\$21,383.16
BULMANN, SANDRA	606-Resource Teacher Math	\$60,336.12	1.00	0	12	\$0.00	\$0.00	\$0.00	\$9,561.48
BUMBALES, KELSEY	250-Special Education Teacher	\$66,041.11	1.00	0	12	\$0.00	\$0.00	\$0.00	\$8,450.28
BURGER, TERESA	202-Bilingual Education Teacher	\$87,193.08	1.00	0	12	\$0.00	\$0.00	\$0.00	\$9,561.48
BURGH, TROY	200-Teacher	\$55,291.08	1.00	0	12	\$0.00	\$0.00	\$0.00	\$10,085.88
BURGWALDT, MICHELLE	250-Special Education Teacher	\$92,528.02	1.00	0	12	\$0.00	\$0.00	\$0.00	\$22,357.08

Name	Position	Base Salary	FTE	Vacation Days	Sick Days	Bonuses	Annuities	Retirement Enhancements	Other Benefits
BURKE, MELISSA	200-Teacher	\$56,483.96	1.00	0	12	\$0.00	\$0.00	\$0.00	\$22,357.08
BURKE, SUSAN	200-Teacher	\$118,731.08	1.00	0	12	\$0.00	\$0.00	\$0.00	\$1,220.76
BURKE, TRACY	200-Teacher	\$107,381.56	1.00	0	12	\$0.00	\$0.00	\$0.00	\$15,762.36
BURKEY, NIKI	107-General Administrator or General Supervisor	\$131,867.89	1.00	25	12	\$3,500.00	\$0.00	\$14,195.34	\$15,812.30
BURKIEWICZ, DANIELA	200-Teacher	\$41,628.60	0.60	0	12	\$0.00	\$0.00	\$0.00	\$27.00
BURLEY, SCOTT	200-Teacher	\$111,814.82	1.00	0	12	\$0.00	\$0.00	\$0.00	\$1,124.20
BUSCH, JESSICA	610-Resource Teacher Elementary	\$62,588.24	1.00	0	12	\$0.00	\$0.00	\$0.00	\$10,062.36
BUTERA, JAYNE	200-Teacher	\$90,714.00	1.00	0	12	\$0.00	\$0.00	\$0.00	\$22,357.08
BUTLER, RITA	203-English as a Second Language Teacher	\$50,216.92	0.80	0	12	\$0.00	\$0.00	\$0.00	\$27.00
BUTLER, RITA	200-Teacher	\$12,554.10	0.20	0	0	\$0.00	\$0.00	\$0.00	\$0.00
BYRNE, BRYAN	200-Teacher	\$54,207.92	1.00	0	12	\$0.00	\$0.00	\$0.00	\$8,525.88
CABALLERO, CHRISTOPHER	250-Special Education Teacher	\$26,864.45	0.51	0	6	\$0.00	\$0.00	\$0.00	\$15.12
CABRERA, NILDA	202-Bilingual Education Teacher	\$57,613.92	1.00	0	12	\$0.00	\$0.00	\$0.00	\$22,357.08
CABRERA-COLOMER, MIREIA	200-Teacher	\$47,521.37	0.66	0	12	\$0.00	\$0.00	\$0.00	\$4,234.25
CAGLE, KENDRA	200-Teacher	\$67,479.10	1.00	0	12	\$0.00	\$0.00	\$0.00	\$6,296.04
CAHILL, DAVID	200-Teacher	\$67,400.06	1.00	0	12	\$0.00	\$0.00	\$0.00	\$15,821.64
CAHILL, MEGAN	200-Teacher	\$55,377.14	1.00	0	12	\$0.00	\$0.00	\$0.00	\$27.00
CAIN, JENNIFER	200-Teacher	\$77,424.10	1.00	0	12	\$0.00	\$0.00	\$0.00	\$352.20
CALERODETENA, MARIA	202-Bilingual Education Teacher	\$61,044.88	1.00	0	12	\$0.00	\$0.00	\$0.00	\$6,302.52
CALLAHAN, COLLEEN	124-Dean of Students Admin (admin endorsement held)	\$75,813.89	1.00	0	12	\$3,500.00	\$0.00	\$8,323.20	\$8,978.37
CAMPBELL, ANN M	200-Teacher	\$98,985.12	1.00	0	12	\$0.00	\$0.00	\$0.00	\$6,302.52
CAMPBELL, ANTHONY	200-Teacher	\$111,720.44	1.00	0	12	\$0.00	\$0.00	\$0.00	\$1,026.36
CAMPBELL, LISA	200-Teacher	\$79,578.98	1.00	0	12	\$0.00	\$0.00	\$0.00	\$27.00
CAMPOS-RIVERA, ALICIA	250-Special Education Teacher	\$61,140.04	1.00	0	12	\$0.00	\$0.00	\$0.00	\$9,536.28
CANE, JORDAN	200-Teacher	\$53,226.94	1.00	0	12	\$0.00	\$0.00	\$0.00	\$9,485.88
CANO, JESSICA	610-Resource Teacher Elementary	\$63,513.06	1.00	0	12	\$0.00	\$0.00	\$0.00	\$15,792.84
CAPPAS, JOHN	200-Teacher	\$75,296.52	1.00	0	12	\$0.00	\$0.00	\$0.00	\$907.80
CAPPELLO, COURTNEY	250-Special Education Teacher	\$72,186.92	1.00	0	12	\$0.00	\$0.00	\$0.00	\$15,821.64
CARAMELA, CHRISTOPHER	125-Head of Gen Ed (Depart chair admin endorsement held)	\$84,587.17	0.80	0	12	\$3,500.00	\$0.00	\$0.00	\$0.00
CARAMELA, CHRISTOPHER	200-Teacher	\$18,801.36	0.20	0	0	\$0.00	\$0.00	\$0.00	\$0.00
CARBERRY, DARCIA	250-Special Education Teacher	\$57,525.00	1.00	0	12	\$0.00	\$0.00	\$0.00	\$22,179.24
CARDENASJR, RAYMOND	200-Teacher	\$56,483.96	1.00	0	12	\$0.00	\$0.00	\$0.00	\$9,561.48
CARIOSCIA, KRISTINA	610-Resource Teacher Elementary	\$78,139.88	1.00	0	12	\$0.00	\$0.00	\$0.00	\$907.80
CARLEY, STEPHANIE L	200-Teacher	\$79,608.10	1.00	0	12	\$0.00	\$0.00	\$0.00	\$22,179.24
CARLON, DONALD	200-Teacher	\$84,450.86	1.00	0	12	\$0.00	\$0.00	\$0.00	\$15,821.64
CARLOS, ELISA	200-Teacher	\$55,291.08	1.00	0	12	\$0.00	\$0.00	\$0.00	\$4,210.68
CARLSON, ELLEN	200-Teacher	\$53,226.94	1.00	0	12	\$0.00	\$0.00	\$0.00	\$27.00

Name	Position	Base Salary	FTE	Vacation Days	Sick Days	Bonuses	Annuities	Retirement Enhancements	Other Benefits
Carlson, Kaitlyn J	250-Special Education Teacher	\$22,933.03	0.51	30	0	\$0.00	\$0.00	\$0.00	\$7,100.00
CARLSON, ROBERT	200-Teacher	\$63,840.22	1.00	0	12	\$0.00	\$0.00	\$0.00	\$15,821.64
CAROLYN, FLORES RODRIGUEZ	251-Bilingual Special Education Teacher	\$13,751.87	0.23	0	12	\$0.00	\$0.00	\$0.00	\$48.28
CARR, CHRISTOPHER	200-Teacher	\$84,451.12	1.00	0	12	\$0.00	\$0.00	\$0.00	\$990.80
CARR, VICKY	200-Teacher	\$64,040.35	1.00	0	12	\$0.00	\$0.00	\$0.00	\$0.00
CARROLL, CASSANDRA	611-Resource Teacher Other	\$72,074.08	1.00	0	12	\$0.00	\$0.00	\$0.00	\$16,136.04
CARROLL, RINA	200-Teacher	\$74,802.56	1.00	0	12	\$0.00	\$0.00	\$0.00	\$15,821.64
CARVER, TANYA	200-Teacher	\$51,171.10	1.00	0	12	\$0.00	\$0.00	\$0.00	\$16,032.60
CARWILE, CRYSTAL	200-Teacher	\$54,302.68	1.00	0	12	\$0.00	\$0.00	\$0.00	\$5,819.80
CASEY, VICKIE	250-Special Education Teacher	\$61,044.88	1.00	0	12	\$0.00	\$0.00	\$0.00	\$907.80
CASSIERE, TOINETTE	250-Special Education Teacher	\$64,781.08	1.00	0	12	\$0.00	\$0.00	\$0.00	\$22,357.08
CASTELLANOSGOMEZ, ANAYELY	251-Bilingual Special Education Teacher	\$40,257.03	0.82	0	12	\$0.00	\$0.00	\$0.00	\$9,409.92
CASTILLOVEITIA-MALDONADO, TIARA	251-Bilingual Special Education Teacher	\$66,155.96	1.00	0	12	\$0.00	\$0.00	\$0.00	\$9,572.27
CAYTON, ALEXIS	610-Resource Teacher Elementary	\$55,355.04	1.00	0	12	\$0.00	\$0.00	\$0.00	\$427.80
CEPIEL, SARAH	606-Resource Teacher Math	\$48,632.66	0.99	0	12	\$0.00	\$0.00	\$0.00	\$10,911.82
CHABI, DEBORAH	200-Teacher	\$86,361.60	1.00	0	12	\$0.00	\$0.00	\$0.00	\$9,782.28
CHACHEVA, ASYA	250-Special Education Teacher	\$57,525.00	1.00	0	12	\$0.00	\$0.00	\$0.00	\$9,555.00
CHACON, KELLY	250-Special Education Teacher	\$53,226.94	1.00	0	12	\$0.00	\$0.00	\$0.00	\$8,379.72
CHALLY, ASHLEY	200-Teacher	\$49,173.02	1.00	0	12	\$0.00	\$0.00	\$0.00	\$9,561.48
CHARIELLE, ANNA	200-Teacher	\$48,208.94	1.00	0	12	\$0.00	\$0.00	\$0.00	\$6,344.44
CHARLETON, CATHERINE	200-Teacher	\$54,207.92	1.00	0	12	\$0.00	\$0.00	\$0.00	\$15,387.48
CHERNIAK, JENNIFER	200-Teacher	\$54,207.92	1.00	0	12	\$0.00	\$0.00	\$0.00	\$2,304.04
CHERRY, CHRISTOPHER	200-Teacher	\$75,904.92	1.00	0	12	\$0.00	\$0.00	\$0.00	\$352.20
CHERRY, KAREN	200-Teacher	\$64,781.08	1.00	0	12	\$0.00	\$0.00	\$0.00	\$15,611.96
CHIAPPETTA-MURRAY, CHERYL	200-Teacher	\$78,139.88	1.00	0	12	\$0.00	\$0.00	\$0.00	\$15,821.64
CHICHESROJO, SANTOS	202-Bilingual Education Teacher	\$72,958.08	1.00	0	12	\$0.00	\$0.00	\$0.00	\$20.52
CHILCUTT, RONALD	153-Special Education Supervisor	\$103,659.92	1.00	25	12	\$3,500.00	\$0.00	\$11,240.45	\$16,295.39
CHISM, STACY	200-Teacher	\$84,482.06	1.00	0	12	\$0.00	\$0.00	\$0.00	\$15,821.64
CHLEBOUN, ROBERT	103-Principal	\$143,067.95	1.00	25	12	\$3,500.00	\$0.00	\$15,368.82	\$15,818.72
CHMELIK, TAMMY	200-Teacher	\$82,794.92	1.00	0	12	\$0.00	\$0.00	\$0.00	\$1,085.64
Choate, Marisa L	200-Teacher	\$50,907.75	1.00	30	0	\$0.00	\$0.00	\$0.00	\$7,100.00
CHRISTIAN, JENNIFER	125-Head of Gen Ed (Depart chair admin endorsement held)	\$95,259.19	0.80	0	12	\$3,500.00	\$0.00	\$0.00	\$0.00
CHRISTIAN, JENNIFER	200-Teacher	\$21,173.52	0.20	0	0	\$0.00	\$0.00	\$0.00	\$0.00
CHRISTIAN, KEVIN	200-Teacher	\$87,863.10	1.00	0	12	\$0.00	\$0.00	\$0.00	\$1,085.64
CHURCH, JENNIFER	200-Teacher	\$54,207.92	1.00	0	12	\$0.00	\$0.00	\$0.00	\$16,218.12
CHUY, AMANDA	202-Bilingual Education Teacher	\$67,400.06	1.00	0	12	\$0.00	\$0.00	\$0.00	\$15,762.36
CICCONE, FRANCIS	250-Special Education Teacher	\$56,397.91	1.00	0	12	\$0.00	\$0.00	\$0.00	\$9,485.88

Name	Position	Base Salary	FTE	Vacation Days	Sick Days	Bonuses	Annuities	Retirement Enhancements	Other Benefits
CIMERA, LYNN	250-Special Education Teacher	\$111,720.70	1.00	0	12	\$0.00	\$0.00	\$0.00	\$22,357.08
Claeson, Michele C	200-Teacher	\$50,907.75	1.00	30	0	\$0.00	\$0.00	\$0.00	\$7,100.00
CLARK, ASHLEY	610-Resource Teacher Elementary	\$62,823.41	0.97	0	12	\$0.00	\$0.00	\$0.00	\$377.40
CLARK, DYLAN	200-Teacher	\$52,183.82	1.00	0	12	\$0.00	\$0.00	\$0.00	\$10,801.56
CLARK, IVORY	104-Assistant Principal	\$85,233.75	0.92	25	12	\$0.00	\$0.00	\$9,715.36	\$13,568.73
CLEYS, STACY	200-Teacher	\$54,354.59	0.77	0	12	\$0.00	\$0.00	\$0.00	\$13,159.05
CNOTA, SYLVIA	250-Special Education Teacher	\$74,986.08	1.00	0	12	\$0.00	\$0.00	\$0.00	\$6,302.52
COCHREN, KATREENA	200-Teacher	\$54,207.92	1.00	0	12	\$0.00	\$0.00	\$0.00	\$14,337.00
Cohn, Jennifer K	200-Teacher	\$45,320.00	1.00	30	0	\$0.00	\$0.00	\$0.00	\$7,100.00
COLEMAN, ANTONELLA	250-Special Education Teacher	\$55,291.08	1.00	0	12	\$0.00	\$0.00	\$0.00	\$27.00
COLEMAN, JENNIFER	200-Teacher	\$79,578.98	1.00	0	12	\$0.00	\$0.00	\$0.00	\$9,561.48
COLLER, JULIE	610-Resource Teacher Elementary	\$72,074.08	1.00	0	12	\$0.00	\$0.00	\$0.00	\$27.00
COLLETTI, STACY	611-Resource Teacher Other	\$66,686.88	1.00	0	12	\$0.00	\$0.00	\$0.00	\$6,441.32
COLLINS, DANIELLE	200-Teacher	\$55,680.87	0.85	0	12	\$0.00	\$0.00	\$0.00	\$11,088.90
COLLINS, KERI	610-Resource Teacher Elementary	\$97,009.90	1.00	0	12	\$0.00	\$0.00	\$0.00	\$352.20
COLLINS, MEAGHAN	200-Teacher	\$56,397.90	1.00	0	12	\$0.00	\$0.00	\$0.00	\$9,485.88
COLLINS, MOLLY	250-Special Education Teacher	\$62,266.10	1.00	0	12	\$0.00	\$0.00	\$0.00	\$10,716.12
COLUMBARO, CHRISTOPHER	103-Principal	\$134,816.90	1.00	25	12	\$3,500.00	\$0.00	\$14,504.13	\$15,640.41
CONDE, ROSALBA	202-Bilingual Education Teacher	\$50,157.12	1.00	0	12	\$0.00	\$0.00	\$0.00	\$15,821.64
CONLEY, KATHRYN	124-Dean of Students Admin (admin endorsement held)	\$71,530.38	0.93	0	12	\$3,500.00	\$0.00	\$7,908.42	\$13,887.46
CONLIN, PATRICK	250-Special Education Teacher	\$57,525.00	1.00	0	12	\$0.00	\$0.00	\$0.00	\$9,438.84
CONNELL, ELIZABETH	200-Teacher	\$104,885.04	1.00	0	12	\$0.00	\$0.00	\$0.00	\$352.20
CONRAD, GARY	200-Teacher	\$57,613.92	1.00	0	12	\$0.00	\$0.00	\$0.00	\$27.00
CONSIGLIO, DONNA	200-Teacher	\$63,513.06	1.00	0	12	\$0.00	\$0.00	\$0.00	\$8,525.88
COOK, AMANDA	200-Teacher	\$56,483.96	1.00	0	12	\$0.00	\$0.00	\$0.00	\$22,179.24
COOK, KELSEY	200-Teacher	\$48,208.94	1.00	0	12	\$0.00	\$0.00	\$0.00	\$8,450.26
COOK, LAUREN	610-Resource Teacher Elementary	\$63,513.06	1.00	0	12	\$0.00	\$0.00	\$0.00	\$15,558.36
COONS, NICOLE	250-Special Education Teacher	\$61,610.90	1.00	0	12	\$0.00	\$0.00	\$0.00	\$22,179.24
CORBETT, MARY	200-Teacher	\$59,915.96	1.00	0	12	\$0.00	\$0.00	\$0.00	\$1,085.64
CORNELIUS, TERRI	250-Special Education Teacher	\$53,226.94	1.00	0	12	\$0.00	\$0.00	\$0.00	\$16,313.88
CORRIVEAU, KRISTIN	107-General Administrator or General Supervisor	\$156,775.93	1.00	25	12	\$5,300.00	\$0.00	\$17,032.35	\$9,709.68
CORTESE, CYNTHIA	200-Teacher	\$105,043.90	1.00	0	12	\$0.00	\$0.00	\$0.00	\$9,611.16
COSGROVE, MICHAEL	200-Teacher	\$61,716.33	0.96	0	12	\$0.00	\$0.00	\$0.00	\$294.20
COURTNEY, NOELLE	200-Teacher	\$42,632.88	0.80	0	9	\$0.00	\$0.00	\$0.00	\$22.68
CRAIL, KENDRA	200-Teacher	\$69,303.02	1.00	0	12	\$0.00	\$0.00	\$0.00	\$27.00
CREEGAN, MICHELLE	200-Teacher	\$84,451.12	1.00	0	12	\$0.00	\$0.00	\$0.00	\$907.80
CRENSHAW, JACOB	200-Teacher	\$53,685.84	1.00	0	12	\$0.00	\$0.00	\$0.00	\$74.04
CRESPO, STEPHANIE	604-Resource Teacher English/Language Arts	\$48,076.50	1.00	0	12	\$0.00	\$0.00	\$0.00	\$9,485.88

Name	Position	Base Salary	FTE	Vacation Days	Sick Days	Bonuses	Annuities	Retirement Enhancements	Other Benefits
CRIM, BRADLEY	200-Teacher	\$50,157.12	1.00	0	12	\$0.00	\$0.00	\$0.00	\$22,092.84
CRONIN, MARGARET	200-Teacher	\$48,208.94	1.00	0	12	\$0.00	\$0.00	\$0.00	\$27.00
Croom, Sarah M	107-General Administrator or General Supervisor	\$73,000.00	1.00	30	0	\$0.00	\$0.00	\$0.00	\$7,100.00
CROSS, CHARLENE	153-Special Education Supervisor	\$136,776.96	1.00	25	12	\$3,500.00	\$0.00	\$14,709.70	\$9,685.33
CROTTYKAGAN, SHEILA	107-General Administrator or General Supervisor	\$115,062.95	1.00	25	12	\$3,500.00	\$0.00	\$12,434.99	\$15,602.11
CROUS, COLLEEN	610-Resource Teacher Elementary	\$55,355.04	1.00	0	12	\$0.00	\$0.00	\$0.00	\$27.00
CROWLEY, KATHERINE	200-Teacher	\$82,794.92	1.00	0	12	\$0.00	\$0.00	\$0.00	\$10,219.32
CRUZ, PAOLA	611-Resource Teacher Other	\$10,892.17	0.16	0	12	\$0.00	\$0.00	\$0.00	\$4,621.53
CUAIRANCANETE, DANIEL	202-Bilingual Education Teacher	\$61,044.88	1.00	0	12	\$0.00	\$0.00	\$0.00	\$190.28
CUKIERSKI, JOSEPH	200-Teacher	\$56,483.96	1.00	0	12	\$0.00	\$0.00	\$0.00	\$22,179.24
CURRAN, GRIFFIN	200-Teacher	\$49,173.02	1.00	0	12	\$0.00	\$0.00	\$0.00	\$8,443.80
CURRY, CARRIE	200-Teacher	\$93,241.98	1.00	0	12	\$0.00	\$0.00	\$0.00	\$27.00
CYRWUS, BONNIE	200-Teacher	\$62,265.84	1.00	0	12	\$0.00	\$0.00	\$0.00	\$8,450.28
CZAJKOWSKI, EMMA	200-Teacher	\$71,608.94	1.00	0	12	\$0.00	\$0.00	\$0.00	\$11,434.20
DACY, MEGGAN	153-Special Education Supervisor	\$97,682.02	1.00	25	12	\$3,500.00	\$0.00	\$10,614.08	\$191.39
DAHLBERG, ALEXIS	200-Teacher	\$51,141.22	1.00	0	12	\$0.00	\$0.00	\$0.00	\$9,561.48
DAHLBERG, CHRISTINA	200-Teacher	\$73,819.71	1.00	0	12	\$0.00	\$0.00	\$0.00	\$16,313.88
DAMSCH, TONI	200-Teacher	\$58,742.06	1.00	0	12	\$0.00	\$0.00	\$0.00	\$27.00
DANCA, KAREN	610-Resource Teacher Elementary	\$51,159.94	1.00	0	12	\$0.00	\$0.00	\$0.00	\$15,854.76
DANG, VINH	200-Teacher	\$58,676.02	1.00	0	12	\$0.00	\$0.00	\$0.00	\$15,821.64
DANGELO, MATTHEW	200-Teacher	\$56,461.08	1.00	0	12	\$0.00	\$0.00	\$0.00	\$6,231.96
DANHOF, DANIELLE	200-Teacher	\$53,694.52	0.99	0	12	\$0.00	\$0.00	\$0.00	\$15,664.68
DANIELS, JULIE	104-Assistant Principal	\$89,000.00	1.00	32	0	\$0.00	\$0.00	\$0.00	\$7,100.00
DANIELSON, NATHAN	104-Assistant Principal	\$124,549.91	1.00	25	12	\$3,500.00	\$0.00	\$13,428.63	\$15,798.06
DAOUI, ILHAM	200-Teacher	\$18,489.04	0.40	0	0	\$0.00	\$0.00	\$0.00	\$0.00
DAVENPORT, SHAUGN	200-Teacher	\$58,891.71	0.99	0	12	\$0.00	\$0.00	\$0.00	\$628.12
DAVIS, CARINA	200-Teacher	\$48,208.94	1.00	0	12	\$0.00	\$0.00	\$0.00	\$27.00
DAVIS, JACQUELYN	200-Teacher	\$65,380.12	1.00	0	12	\$0.00	\$0.00	\$0.00	\$15,643.80
DAVIS, KRISTINA	250-Special Education Teacher	\$72,101.90	1.00	0	12	\$0.00	\$0.00	\$0.00	\$6,378.12
DAVIS, MICHAEL	200-Teacher	\$92,528.02	1.00	0	12	\$0.00	\$0.00	\$0.00	\$22,179.24
DEC, MICHELLE	200-Teacher	\$58,742.06	1.00	0	12	\$0.00	\$0.00	\$0.00	\$6,302.52
DEDIC, CURT	200-Teacher	\$73,516.04	1.00	0	12	\$0.00	\$0.00	\$0.00	\$17,321.08
DeFAUW, SONDRRA	200-Teacher	\$49,173.01	1.00	0	12	\$0.00	\$0.00	\$0.00	\$28.08
DEGIULIO, LAURA	200-Teacher	\$82,794.92	1.00	0	12	\$0.00	\$0.00	\$0.00	\$10,801.56
DEIHS, KELSEY	610-Resource Teacher Elementary	\$72,101.90	1.00	0	12	\$0.00	\$0.00	\$0.00	\$22,200.12
DEJESUSHILL, DIANADEL CARME	202-Bilingual Education Teacher	\$89,619.92	1.00	0	12	\$0.00	\$0.00	\$0.00	\$17,136.12
DELANEY, ALYSON	200-Teacher	\$31,864.10	0.52	0	12	\$0.00	\$0.00	\$0.00	\$9,241.98
DELAPAZ, ARTURO	610-Resource Teacher Elementary	\$78,139.88	1.00	0	12	\$0.00	\$0.00	\$0.00	\$1,220.76

Name	Position	Base Salary	FTE	Vacation Days	Sick Days	Bonuses	Annuities	Retirement Enhancements	Other Benefits
DELAPAZ, KARIN	103-Principal	\$108,427.01	1.00	25	12	\$3,500.00	\$0.00	\$11,739.74	\$212.36
DELARMENTE, RONALD	200-Teacher	\$58,353.62	0.99	0	12	\$0.00	\$0.00	\$0.00	\$22,297.80
DELATORRIENTE, KRISTEN	200-Teacher	\$49,184.13	1.00	0	12	\$0.00	\$0.00	\$0.00	\$27.00
DELONG, JENNIFER	200-Teacher	\$91,550.94	1.00	0	12	\$0.00	\$0.00	\$0.00	\$9,485.88
DELUGA, DARCY	200-Teacher	\$53,226.94	1.00	0	12	\$0.00	\$0.00	\$0.00	\$22,179.24
DEMARS, BONNIE	200-Teacher	\$69,303.01	1.00	0	12	\$0.00	\$0.00	\$0.00	\$19,587.24
DEMETRIOU, BRIDGET	610-Resource Teacher Elementary	\$89,851.06	1.00	0	12	\$0.00	\$0.00	\$0.00	\$907.80
DEMOSTEYRINGORDILLO, MARIACRISTINA	610-Resource Teacher Elementary	\$82,794.92	1.00	0	12	\$0.00	\$0.00	\$0.00	\$15,821.64
DEMUTH, KATHLEEN	200-Teacher	\$57,587.92	1.00	0	12	\$0.00	\$0.00	\$0.00	\$1,085.64
DENG, JESSICA	200-Teacher	\$73,559.83	1.00	0	12	\$0.00	\$0.00	\$0.00	\$8,450.28
DENNY, JACK	200-Teacher	\$54,291.12	1.00	0	12	\$0.00	\$0.00	\$0.00	\$427.80
DEPA, MICHAEL	200-Teacher	\$54,291.12	1.00	0	12	\$0.00	\$0.00	\$0.00	\$6,302.52
DETIVEAUX, HANNAH	200-Teacher	\$49,173.02	1.00	0	12	\$0.00	\$0.00	\$0.00	\$6,231.96
DEVORE, MARY	200-Teacher	\$79,627.22	1.00	0	12	\$0.00	\$0.00	\$0.00	\$15,643.80
DEWEES, MARY	250-Special Education Teacher	\$85,704.06	1.00	0	12	\$0.00	\$0.00	\$0.00	\$9,485.88
DEXTER, COREY	200-Teacher	\$70,688.01	1.00	0	12	\$0.00	\$0.00	\$0.00	\$7,094.04
DICKER, MELISSA	200-Teacher	\$24,369.36	0.51	0	6	\$0.00	\$0.00	\$0.00	\$8.64
DICKERSON, EMILY	200-Teacher	\$50,138.14	1.00	0	12	\$0.00	\$0.00	\$0.00	\$427.80
DIDRICKSEN, JEFFREY	200-Teacher	\$58,765.98	1.00	0	12	\$0.00	\$0.00	\$0.00	\$19,765.08
DIEM, MEGHAN	200-Teacher	\$65,380.11	1.00	0	12	\$0.00	\$0.00	\$0.00	\$9,536.28
DIFATTA, ELISA	610-Resource Teacher Elementary	\$102,947.00	1.00	0	12	\$0.00	\$0.00	\$0.00	\$15,643.80
DILG, KRISTEN	200-Teacher	\$56,461.08	1.00	0	12	\$0.00	\$0.00	\$0.00	\$14,763.00
DILL-LENTZ, MARGARET	250-Special Education Teacher	\$109,248.10	1.00	0	12	\$0.00	\$0.00	\$0.00	\$7,508.92
DILLOW, HAYLEY	200-Teacher	\$51,171.10	1.00	0	12	\$0.00	\$0.00	\$0.00	\$8,450.28
DIMATTEO, STEPHANIE	104-Assistant Principal	\$82,268.04	1.00	0	12	\$3,500.00	\$0.00	\$9,438.29	\$538.05
DINUZZO, JILL	200-Teacher	\$59,848.88	1.00	0	12	\$0.00	\$0.00	\$0.00	\$15,387.48
DITTMAN, ROSEMARY	250-Special Education Teacher	\$70,487.34	1.00	0	12	\$0.00	\$0.00	\$0.00	\$9,479.40
DIVITO, AMANDA	200-Teacher	\$64,098.06	1.00	0	12	\$0.00	\$0.00	\$0.00	\$11,295.23
DIXON, MICHELLE	250-Special Education Teacher	\$74,986.08	1.00	0	12	\$0.00	\$0.00	\$0.00	\$16,313.88
DOBUSH, MARCY	200-Teacher	\$60,401.90	1.00	0	12	\$0.00	\$0.00	\$0.00	\$183.96
DOKTOR, AMANDA	250-Special Education Teacher	\$55,355.04	1.00	0	12	\$0.00	\$0.00	\$0.00	\$22,357.08
DOLL, LAURA	200-Teacher	\$52,184.08	1.00	0	12	\$0.00	\$0.00	\$0.00	\$14,159.16
DOMENZ, THOMAS	200-Teacher	\$95,108.00	1.00	0	12	\$0.00	\$0.00	\$0.00	\$27.00
DOMINGUEZ, LILA	200-Teacher	\$49,173.02	1.00	0	12	\$0.00	\$0.00	\$0.00	\$15,762.36
DONIS, GINA	200-Teacher	\$61,115.08	1.00	0	12	\$0.00	\$0.00	\$0.00	\$9,485.88
DORNBOS, KIMBERLY	200-Teacher	\$107,381.56	1.00	0	12	\$0.00	\$0.00	\$0.00	\$15,633.42
DOTSON, HARMONY	200-Teacher	\$49,862.66	0.99	0	12	\$0.00	\$0.00	\$0.00	\$6,247.56
DOUGLAS, SHERRY	200-Teacher	\$89,619.92	1.00	0	12	\$0.00	\$0.00	\$0.00	\$10,801.56

Name	Position	Base Salary	FTE	Vacation Days	Sick Days	Bonuses	Annuities	Retirement Enhancements	Other Benefits
DOWDAKIN, VIRGINIA	200-Teacher	\$49,173.02	1.00	0	12	\$0.00	\$0.00	\$0.00	\$760.04
DRISCOLL, AMY	200-Teacher	\$91,413.92	1.00	0	12	\$0.00	\$0.00	\$0.00	\$1,085.64
DRISCOLL, JAMIE	104-Assistant Principal	\$82,268.12	1.00	0	12	\$3,500.00	\$0.00	\$8,999.30	\$152.98
DROBNY, VLADKO	200-Teacher	\$14,207.20	0.24	0	0	\$0.00	\$0.00	\$0.00	\$4,949.14
DROLEN, ALLISON	200-Teacher	\$61,140.04	1.00	0	12	\$0.00	\$0.00	\$0.00	\$15,643.80
DRZIK, BRIDGET	200-Teacher	\$65,380.12	1.00	0	12	\$0.00	\$0.00	\$0.00	\$19,587.24
DUBOW, BARBARA	200-Teacher	\$116,104.04	1.00	0	12	\$0.00	\$0.00	\$0.00	\$9,611.16
DUFFEY, KIMBERLY	200-Teacher	\$111,720.44	1.00	0	12	\$0.00	\$0.00	\$0.00	\$9,611.16
DUGGER, JACLYN	200-Teacher	\$68,709.43	1.00	0	12	\$0.00	\$0.00	\$0.00	\$15,821.64
DUMAS, TIFFANY	200-Teacher	\$61,044.88	1.00	0	12	\$0.00	\$0.00	\$0.00	\$15,821.64
DUNLEA, KAYLA	250-Special Education Teacher	\$48,208.94	1.00	0	12	\$0.00	\$0.00	\$0.00	\$9,555.00
DUNMEAD, KEITH	200-Teacher	\$56,397.90	1.00	0	12	\$0.00	\$0.00	\$0.00	\$27.00
DURAY, MICHELLE	200-Teacher	\$85,484.10	1.00	0	12	\$0.00	\$0.00	\$0.00	\$9,485.88
Durham, Nycol Lynn	250-Special Education Teacher	\$49,182.50	0.52	30	0	\$0.00	\$0.00	\$0.00	\$7,100.00
DUTTON, JENNIFER	200-Teacher	\$69,303.00	1.00	0	12	\$0.00	\$0.00	\$0.00	\$10,872.44
DWYER, LISA	200-Teacher	\$109,248.10	1.00	0	12	\$0.00	\$0.00	\$0.00	\$9,611.16
DZIEDZIC, DINA	610-Resource Teacher Elementary	\$52,143.79	0.92	0	12	\$0.00	\$0.00	\$0.00	\$27.00
DZIUBLA, REBECCA	200-Teacher	\$51,171.10	1.00	0	12	\$0.00	\$0.00	\$0.00	\$8,525.88
EHARDT, JEFFREY	104-Assistant Principal	\$127,041.14	1.00	25	12	\$3,500.00	\$0.00	\$13,689.82	\$23,245.09
EHMEN, RYAN	200-Teacher	\$68,709.43	1.00	0	12	\$0.00	\$0.00	\$0.00	\$27.00
EHRMANN, JOSEPH	107-General Administrator or General Supervisor	\$121,832.74	1.00	25	12	\$3,500.00	\$0.00	\$13,144.27	\$17,348.34
ELLETT, JENNIFER	153-Special Education Supervisor	\$103,659.92	1.00	25	12	\$3,500.00	\$0.00	\$11,240.45	\$22,073.10
ELLIOTT, PAMELA	200-Teacher	\$69,381.00	1.00	0	12	\$0.00	\$0.00	\$0.00	\$750.84
ELLIS, TISHA	200-Teacher	\$84,581.12	1.00	0	12	\$0.00	\$0.00	\$0.00	\$22,357.08
ELSOUSO, JENNA	200-Teacher	\$51,159.94	1.00	0	12	\$0.00	\$0.00	\$0.00	\$427.80
ELVIRAROCA, ALBA	202-Bilingual Education Teacher	\$69,303.00	1.00	0	12	\$0.00	\$0.00	\$0.00	\$27.00
ENFIELD, KRISTEN	203-English as a Second Language Teacher	\$55,355.04	1.00	0	12	\$0.00	\$0.00	\$0.00	\$10,219.32
ENGEL, AMI	107-General Administrator or General Supervisor	\$168,077.25	1.00	25	12	\$3,500.00	\$0.00	\$17,988.69	\$15,869.73
ENGEL, JAIME	610-Resource Teacher Elementary	\$56,461.08	1.00	0	12	\$0.00	\$0.00	\$0.00	\$27.00
ENGEN, LUCAS	200-Teacher	\$66,041.11	1.00	0	12	\$0.00	\$0.00	\$0.00	\$427.80
ENSIGN, KAYLA	250-Special Education Teacher	\$63,513.06	1.00	0	12	\$0.00	\$0.00	\$0.00	\$9,561.48
ERFORT, VANESSA	200-Teacher	\$62,266.10	1.00	0	12	\$0.00	\$0.00	\$0.00	\$27.00
ERICKSEN, VICTORIA	200-Teacher	\$65,308.06	1.00	0	12	\$0.00	\$0.00	\$0.00	\$1,026.36
ESCARENO, VERONICA	200-Teacher	\$48,208.94	1.00	0	12	\$0.00	\$0.00	\$0.00	\$11,236.68
ESPINDOLA, PATRICIA	202-Bilingual Education Teacher	\$82,826.12	1.00	0	12	\$0.00	\$0.00	\$0.00	\$9,561.48
ESPOSITO, BRIAN	200-Teacher	\$66,587.04	1.00	0	12	\$0.00	\$0.00	\$0.00	\$9,561.48
ESTEVELOPEZ, MARIA	200-Teacher	\$73,516.04	1.00	0	12	\$0.00	\$0.00	\$0.00	\$402.60
ESTRADA, ASHLEY	250-Special Education Teacher	\$48,208.94	1.00	0	12	\$0.00	\$0.00	\$0.00	\$27.00

Name	Position	Base Salary	FTE	Vacation Days	Sick Days	Bonuses	Annuities	Retirement Enhancements	Other Benefits
EVERETT, KENDRA	200-Teacher	\$89,652.94	1.00	0	12	\$0.00	\$0.00	\$0.00	\$22,179.24
FACTLY, CARA	200-Teacher	\$76,487.06	1.00	0	12	\$0.00	\$0.00	\$0.00	\$352.20
FADDEN, KRISTEN	610-Resource Teacher Elementary	\$54,291.12	1.00	0	12	\$0.00	\$0.00	\$0.00	\$27.00
FAIN, CHRISTINA	125-Head of Gen Ed (Depart chair admin endorsement held)	\$82,928.12	0.80	0	12	\$3,500.00	\$0.00	\$0.00	\$0.00
FAIN, CHRISTINA	200-Teacher	\$18,432.72	0.20	0	0	\$0.00	\$0.00	\$0.00	\$0.00
FALK, GEOFFREY	125-Head of Gen Ed (Depart chair admin endorsement held)	\$95,259.19	0.80	0	12	\$3,500.00	\$0.00	\$0.00	\$0.00
FALK, GEOFFREY	200-Teacher	\$21,173.52	0.20	0	0	\$0.00	\$0.00	\$0.00	\$0.00
FARMER, ASHLEY	202-Bilingual Education Teacher	\$79,578.98	1.00	0	12	\$0.00	\$0.00	\$0.00	\$19,534.92
FARRELL, AMY	610-Resource Teacher Elementary	\$95,108.00	1.00	0	12	\$0.00	\$0.00	\$0.00	\$797.88
FAULKNER, ADAM	250-Special Education Teacher	\$55,355.24	0.97	0	12	\$0.00	\$0.00	\$0.00	\$11,972.76
FAUSHER, AMANDA	200-Teacher	\$59,848.88	1.00	0	12	\$0.00	\$0.00	\$0.00	\$27.00
FEATHERLY, HARVEY	200-Teacher	\$82,794.92	1.00	0	12	\$0.00	\$0.00	\$0.00	\$352.20
FED, CHARLES	200-Teacher	\$63,513.06	1.00	0	12	\$0.00	\$0.00	\$0.00	\$15,887.88
FELDMANN, CHARLES	200-Teacher	\$73,230.04	1.00	0	12	\$0.00	\$0.00	\$0.00	\$15,854.76
FELTEN, CRISTY	200-Teacher	\$62,266.10	1.00	0	12	\$0.00	\$0.00	\$0.00	\$3,349.72
FELTMAN, LAURA	250-Special Education Teacher	\$70,688.02	1.00	0	12	\$0.00	\$0.00	\$0.00	\$15,486.84
FERGUSON, MELISSA	200-Teacher	\$48,208.94	1.00	0	12	\$0.00	\$0.00	\$0.00	\$9,485.88
FERNANDEZ, YVET	610-Resource Teacher Elementary	\$86,141.12	1.00	0	12	\$0.00	\$0.00	\$0.00	\$1,085.64
FESSLER, JILLENE	250-Special Education Teacher	\$56,483.96	1.00	0	12	\$0.00	\$0.00	\$0.00	\$15,643.80
FEWELL, ALISSA	200-Teacher	\$79,701.96	1.00	0	12	\$0.00	\$0.00	\$0.00	\$16,958.28
FIELD, AMY	200-Teacher	\$65,380.12	1.00	0	12	\$0.00	\$0.00	\$0.00	\$744.36
FILLMORE, ERIN	200-Teacher	\$91,445.90	1.00	0	12	\$0.00	\$0.00	\$0.00	\$27.00
FILLMORE, ROBERT	250-Special Education Teacher	\$93,277.08	1.00	0	12	\$0.00	\$0.00	\$0.00	\$907.80
FIORITO, JOSHUA	250-Special Education Teacher	\$53,205.88	1.00	0	12	\$0.00	\$0.00	\$0.00	\$12,529.33
FIORITO, JULIE	200-Teacher	\$58,676.02	1.00	0	12	\$0.00	\$0.00	\$0.00	\$3,174.56
FISCHER, ALEXANDER	200-Teacher	\$62,266.10	1.00	0	12	\$0.00	\$0.00	\$0.00	\$907.80
FISHER, MOLLY	200-Teacher	\$70,769.92	1.00	0	12	\$0.00	\$0.00	\$0.00	\$15,854.76
FISK, ELIZABETH	200-Teacher	\$49,173.02	1.00	0	12	\$0.00	\$0.00	\$0.00	\$7,727.88
FITCHIE, JENNIFER	610-Resource Teacher Elementary	\$84,581.12	1.00	0	12	\$0.00	\$0.00	\$0.00	\$22,357.08
FLONES, CATHRYN	200-Teacher	\$118,421.68	1.00	0	12	\$0.00	\$0.00	\$0.00	\$1,026.36
FLORES, MARY	200-Teacher	\$56,397.90	1.00	0	12	\$0.00	\$0.00	\$0.00	\$6,654.60
FLOWERS, MICHAEL	250-Special Education Teacher	\$54,059.00	1.00	0	12	\$0.00	\$0.00	\$0.00	\$6,302.52
FODOR, STEPHEN	200-Teacher	\$80,553.98	1.00	0	12	\$0.00	\$0.00	\$0.00	\$27.00
FOLEY, JENNIFER	200-Teacher	\$48,208.94	1.00	0	12	\$0.00	\$0.00	\$0.00	\$15,643.80
FOLTA, AMY	610-Resource Teacher Elementary	\$84,451.12	1.00	0	12	\$0.00	\$0.00	\$0.00	\$10,920.12
FORESTORJR, ROMAN	200-Teacher	\$54,208.15	1.00	0	12	\$0.00	\$0.00	\$0.00	\$22,357.08
FORTUNATO, SCOTT	200-Teacher	\$66,686.88	1.00	0	12	\$0.00	\$0.00	\$0.00	\$10,979.40

Name	Position	Base Salary	FTE	Vacation Days	Sick Days	Bonuses	Annuities	Retirement Enhancements	Other Benefits
FOSS, KRISTINA	200-Teacher	\$86,141.12	1.00	0	12	\$0.00	\$0.00	\$0.00	\$27.00
FOSTER, TERRY	200-Teacher	\$66,079.00	1.00	0	12	\$0.00	\$0.00	\$0.00	\$1,085.64
FOWLER, BRIANNE	200-Teacher	\$75,015.98	1.00	0	12	\$0.00	\$0.00	\$0.00	\$22,179.24
FOWLES, SARAH	250-Special Education Teacher	\$48,208.94	1.00	0	12	\$0.00	\$0.00	\$0.00	\$8,519.40
FRAAS, MATTHEW	104-Assistant Principal	\$115,062.95	1.00	25	12	\$0.00	\$0.00	\$12,054.22	\$8,545.43
FRAZER, ZACHARY	104-Assistant Principal	\$86,683.00	0.96	24	11	\$3,500.00	\$0.00	\$9,434.05	\$7,793.60
FREEMAN, ELIZABETH	101-Assistant/Associate District Superintendent	\$166,000.32	1.00	25	12	\$3,500.00	\$0.00	\$17,771.15	\$9,733.42
Freeman, Michael G	200-Teacher	\$50,907.75	1.00	30	0	\$0.00	\$0.00	\$0.00	\$7,100.00
FREKE, JULIA	200-Teacher	\$95,352.14	1.00	0	12	\$0.00	\$0.00	\$0.00	\$8,450.28
FRENCH, ADAM	200-Teacher	\$62,815.12	0.99	0	12	\$0.00	\$0.00	\$0.00	\$15,815.16
FRERICHS, ALEXANDRA	200-Teacher	\$48,208.94	1.00	0	12	\$0.00	\$0.00	\$0.00	\$27.00
FREY, LUCILLE	250-Special Education Teacher	\$39,732.73	0.82	0	11	\$0.00	\$0.00	\$0.00	\$13,566.24
FRIEDERS, KELLY	200-Teacher	\$86,141.12	1.00	0	12	\$0.00	\$0.00	\$0.00	\$907.80
FRIES, KRISTIN	200-Teacher	\$91,413.92	1.00	0	12	\$0.00	\$0.00	\$0.00	\$1,085.64
FRITZ, HANNA	250-Special Education Teacher	\$52,184.08	1.00	0	12	\$0.00	\$0.00	\$0.00	\$9,792.68
FRY, KARILYN	200-Teacher	\$50,157.12	1.00	0	12	\$0.00	\$0.00	\$0.00	\$20.52
FRYER, JACOB	200-Teacher	\$60,709.47	0.99	0	12	\$0.00	\$0.00	\$0.00	\$7,094.04
FRYER, MATTHEW	200-Teacher	\$51,140.96	1.00	0	12	\$0.00	\$0.00	\$0.00	\$15,821.64
FRYSTAK, MARK	200-Teacher	\$72,958.08	1.00	0	12	\$0.00	\$0.00	\$0.00	\$6,891.24
FULLER, KIMBERLY	200-Teacher	\$72,958.08	1.00	0	12	\$0.00	\$0.00	\$0.00	\$27.00
Gallois, Carly A	200-Teacher	\$50,907.75	0.98	30	0	\$0.00	\$0.00	\$0.00	\$7,100.00
GAMBARDELLA, MICHELLE	153-Special Education Supervisor	\$123,607.12	1.00	25	12	\$3,500.00	\$0.00	\$13,330.11	\$16,156.40
GARAY, LESLIE	200-Teacher	\$55,291.08	1.00	0	12	\$0.00	\$0.00	\$0.00	\$3,806.52
GARCIA, ANDREA	202-Bilingual Education Teacher	\$49,173.02	1.00	0	12	\$0.00	\$0.00	\$0.00	\$27.00
GARCIA, STEPHANIE	610-Resource Teacher Elementary	\$60,769.29	0.97	0	12	\$0.00	\$0.00	\$0.00	\$27.00
GARCIAPEREZ, XIOMARA	200-Teacher	\$82,826.12	1.00	0	12	\$0.00	\$0.00	\$0.00	\$11,315.64
GARITY, ROBIN	200-Teacher	\$54,207.92	1.00	0	12	\$0.00	\$0.00	\$0.00	\$8,426.76
GARRETT, KELSEY	200-Teacher	\$48,208.94	1.00	0	12	\$0.00	\$0.00	\$0.00	\$27.00
GASPERS, KELLIE	200-Teacher	\$69,303.01	1.00	0	12	\$0.00	\$0.00	\$0.00	\$9,561.48
GAVELEK, GINA	200-Teacher	\$79,578.98	1.00	0	12	\$0.00	\$0.00	\$0.00	\$352.20
GAVIN, ALEXANDRA	202-Bilingual Education Teacher	\$84,581.12	1.00	0	12	\$0.00	\$0.00	\$0.00	\$9,561.48
GAWLIK, MELISSA	611-Resource Teacher Other	\$76,487.06	1.00	0	12	\$0.00	\$0.00	\$0.00	\$27.00
Geannopoulos, Nicholas S	200-Teacher	\$55,291.08	1.00	0	12	\$0.00	\$0.00	\$0.00	\$7,710.84
GENDE, SARAH	250-Special Education Teacher	\$69,303.00	1.00	0	12	\$0.00	\$0.00	\$0.00	\$27.00
GENTILE, WENDY	200-Teacher	\$79,416.48	0.98	0	12	\$0.00	\$0.00	\$0.00	\$183.96
GEORGITSIS, NATALIE	200-Teacher	\$52,163.02	1.00	0	12	\$0.00	\$0.00	\$0.00	\$15,643.80
GERKE, CAITLIN	200-Teacher	\$58,676.02	1.00	0	12	\$0.00	\$0.00	\$0.00	\$22,179.24
GERLOFF-BANKER, LISA	200-Teacher	\$98,951.06	1.00	0	12	\$0.00	\$0.00	\$0.00	\$9,561.48

Name	Position	Base Salary	FTE	Vacation Days	Sick Days	Bonuses	Annuities	Retirement Enhancements	Other Benefits
GERMANN, BARBARA	200-Teacher	\$88,936.12	1.00	0	12	\$0.00	\$0.00	\$0.00	\$22,045.80
GERTZ, STEVEN	104-Assistant Principal	\$137,089.17	1.00	25	12	\$5,300.00	\$0.00	\$14,947.63	\$22,147.37
GIACHETTI, THERESA	611-Resource Teacher Other	\$69,277.00	1.00	0	12	\$0.00	\$0.00	\$0.00	\$27.00
GIANGREGO, KRISTIN	610-Resource Teacher Elementary	\$72,074.08	1.00	0	12	\$0.00	\$0.00	\$0.00	\$15,821.64
GIANNINI, TINA	610-Resource Teacher Elementary	\$49,173.02	1.00	0	12	\$0.00	\$0.00	\$0.00	\$9,485.88
GIDLUND, DEANE	200-Teacher	\$87,761.96	1.00	0	12	\$0.00	\$0.00	\$0.00	\$10,219.32
GIERMAN, NICHOLAS	200-Teacher	\$62,840.96	1.00	0	12	\$0.00	\$0.00	\$0.00	\$22,357.08
GILBERT, ANN	200-Teacher	\$89,755.90	1.00	0	12	\$0.00	\$0.00	\$0.00	\$27.00
GILBERT, BRIAN	200-Teacher	\$97,043.96	1.00	0	12	\$0.00	\$0.00	\$0.00	\$22,179.24
Gilbert, Stephen	200-Teacher	\$48,513.00	1.00	30	0	\$0.00	\$0.00	\$0.00	\$7,100.00
GILL, KAREN	200-Teacher	\$41,878.16	0.85	0	12	\$0.00	\$0.00	\$0.00	\$8,420.28
GILLELAND, ALYSSA	107-General Administrator or General Supervisor	\$93,889.01	1.00	25	12	\$3,500.00	\$0.00	\$10,216.69	\$169.09
Gillie, Jennifer A	200-Teacher	\$48,513.00	1.00	30	0	\$0.00	\$0.00	\$0.00	\$7,100.00
Gillus, Lydia	200-Teacher	\$48,513.00	1.00	30	0	\$0.00	\$0.00	\$0.00	\$7,100.00
GLENN, GARY	125-Head of Gen Ed (Depart chair admin endorsement held)	\$88,004.86	0.80	0	12	\$3,500.00	\$0.00	\$0.00	\$0.00
GLENN, GARY	200-Teacher	\$19,560.96	0.20	0	0	\$0.00	\$0.00	\$0.00	\$0.00
GLENN, JANINE	124-Dean of Students Admin (admin endorsement held)	\$110,445.94	1.00	0	12	\$3,500.00	\$0.00	\$11,951.41	\$22,271.08
GNAGNI, ERIN	200-Teacher	\$65,380.12	1.00	0	12	\$0.00	\$0.00	\$0.00	\$1,085.64
GNUTEK, ANTHONY	200-Teacher	\$93,382.12	1.00	0	12	\$0.00	\$0.00	\$0.00	\$907.80
GNUTEK, MELANIE	200-Teacher	\$89,652.94	1.00	0	12	\$0.00	\$0.00	\$0.00	\$27.00
GOBLE, PATRICIA	200-Teacher	\$49,173.02	1.00	0	12	\$0.00	\$0.00	\$0.00	\$6,284.20
GODFREY, AARON	200-Teacher	\$87,192.82	1.00	0	12	\$0.00	\$0.00	\$0.00	\$9,561.48
GOEDEKE, BRENT	200-Teacher	\$91,413.92	1.00	0	12	\$0.00	\$0.00	\$0.00	\$1,026.36
GOEDEKE, MELISSA	200-Teacher	\$93,241.98	1.00	0	12	\$0.00	\$0.00	\$0.00	\$27.00
GOERLITZ, SHERRY	200-Teacher	\$100,965.02	1.00	0	12	\$0.00	\$0.00	\$0.00	\$9,479.40
GOETZ, KATHRYN	200-Teacher	\$54,302.68	1.00	0	12	\$0.00	\$0.00	\$0.00	\$5,970.84
GOETZ, MATTHEW	200-Teacher	\$66,686.89	1.00	0	12	\$0.00	\$0.00	\$0.00	\$10,801.56
GOLA, BETHANY	200-Teacher	\$50,138.14	1.00	0	12	\$0.00	\$0.00	\$0.00	\$27.00
GOLBECK, MICHELLE	200-Teacher	\$56,398.16	1.00	0	12	\$0.00	\$0.00	\$0.00	\$22,357.08
GOLDSTEIN, KAREN	200-Teacher	\$97,043.96	1.00	0	12	\$0.00	\$0.00	\$0.00	\$27.00
GOMBERG, MOLLY	200-Teacher	\$61,734.27	1.00	0	12	\$0.00	\$0.00	\$0.00	\$6,378.12
GOMEZ, PAOLA	200-Teacher	\$48,208.94	1.00	0	12	\$0.00	\$0.00	\$0.00	\$27.00
GOMEZTOMILLO, AITANA	200-Teacher	\$57,061.21	0.99	0	12	\$0.00	\$0.00	\$0.00	\$338.68
GOMILAJUAN, AINA	202-Bilingual Education Teacher	\$70,660.98	1.00	0	12	\$0.00	\$0.00	\$0.00	\$281.64
GONZALEZ, CARLOS	203-English as a Second Language Teacher	\$54,270.06	1.00	0	12	\$0.00	\$0.00	\$0.00	\$907.80
GONZALEZ, JENNY	610-Resource Teacher Elementary	\$97,009.90	1.00	0	12	\$0.00	\$0.00	\$0.00	\$1,085.64
Gonzalez, Maritza	200-Teacher	\$26,850.00	0.97	0	0	\$0.00	\$0.00	\$0.00	\$0.00

Name	Position	Base Salary	FTE	Vacation Days	Sick Days	Bonuses	Annuities	Retirement Enhancements	Other Benefits
GONZALEZ, YESENIA	202-Bilingual Education Teacher	\$49,173.02	1.00	0	12	\$0.00	\$0.00	\$0.00	\$9,140.68
GONZALEZSOTO, EDITH	251-Bilingual Special Education Teacher	\$77,611.36	0.98	0	12	\$0.00	\$0.00	\$0.00	\$10,716.12
GOOD, LISA	610-Resource Teacher Elementary	\$93,241.97	1.00	0	12	\$0.00	\$0.00	\$0.00	\$183.96
GOODEN, JENNIFER	611-Resource Teacher Other	\$92,528.02	1.00	0	12	\$0.00	\$0.00	\$0.00	\$614.20
GOODMAN, BRITANY	200-Teacher	\$86,140.86	1.00	0	12	\$0.00	\$0.00	\$0.00	\$27.00
GOODMAN, TIFFANY	200-Teacher	\$78,139.88	1.00	0	12	\$0.00	\$0.00	\$0.00	\$22,179.24
GORAWARA, MEERA	200-Teacher	\$56,918.94	1.00	0	12	\$0.00	\$0.00	\$0.00	\$9,485.88
GORBY, JOHN	104-Assistant Principal	\$114,770.91	1.00	25	12	\$3,500.00	\$0.00	\$12,404.33	\$22,282.92
GORBY, LORI	200-Teacher	\$63,479.69	1.00	0	12	\$0.00	\$0.00	\$0.00	\$27.00
GORHAM, SONJA	200-Teacher	\$93,382.12	1.00	0	12	\$0.00	\$0.00	\$0.00	\$22,401.19
GOSLING, JOHN	200-Teacher	\$62,338.12	1.00	0	12	\$0.00	\$0.00	\$0.00	\$27.00
GOTTARDO, KARISSA	200-Teacher	\$50,167.81	1.00	0	12	\$0.00	\$0.00	\$0.00	\$27.00
GOUDY, ELIZABETH	107-General Administrator or General Supervisor	\$93,889.01	1.00	25	12	\$3,500.00	\$0.00	\$10,216.69	\$16,097.51
GRAACK, SAMUEL	200-Teacher	\$48,208.94	1.00	0	12	\$0.00	\$0.00	\$0.00	\$22,179.24
GRABOWSKI, CASSANDRA	200-Teacher	\$53,205.88	1.00	0	12	\$0.00	\$0.00	\$0.00	\$9,555.00
GRACIOUS, AMANDA	200-Teacher	\$31,239.80	0.52	0	12	\$0.00	\$0.00	\$0.00	\$6,526.98
GRAHAM, KATHLEEN	250-Special Education Teacher	\$69,381.00	1.00	0	12	\$0.00	\$0.00	\$0.00	\$15,643.80
GRANITO, AMBER	200-Teacher	\$92,217.34	0.99	0	12	\$0.00	\$0.00	\$0.00	\$20,451.24
GRANZOW, ALLISON	610-Resource Teacher Elementary	\$87,863.10	1.00	0	12	\$0.00	\$0.00	\$0.00	\$6,378.12
GRAVEL, MELANIE	103-Principal	\$134,514.05	1.00	25	12	\$3,500.00	\$0.00	\$14,472.42	\$263.37
GRAY, KAREN	610-Resource Teacher Elementary	\$88,886.95	1.00	0	12	\$0.00	\$0.00	\$0.00	\$12,415.64
GREEN, JENNIFER	250-Special Education Teacher	\$62,266.10	1.00	0	12	\$0.00	\$0.00	\$0.00	\$27.00
GRIFFIN, CYNTHIA	200-Teacher	\$81,201.12	1.00	0	12	\$0.00	\$0.00	\$0.00	\$11,499.96
GRIFFITH, CATHERINE	611-Resource Teacher Other	\$69,277.00	1.00	0	12	\$0.00	\$0.00	\$0.00	\$9,561.48
GRIFFITHS, AMY	200-Teacher	\$100,929.92	1.00	0	12	\$0.00	\$0.00	\$0.00	\$1,026.36
GROCHOWSKI, KIRT	200-Teacher	\$86,141.12	1.00	0	12	\$0.00	\$0.00	\$0.00	\$22,357.08
GROE, VICKI	610-Resource Teacher Elementary	\$57,625.00	1.00	0	14	\$0.00	\$0.00	\$0.00	\$0.00
GROFF, MADELEINE	200-Teacher	\$65,308.10	1.00	0	12	\$0.00	\$0.00	\$0.00	\$6,177.00
GRONTKOWSKI, KARA	200-Teacher	\$51,159.94	1.00	0	12	\$0.00	\$0.00	\$0.00	\$9,561.48
GROSSMAYER, MICHELLE	200-Teacher	\$102,947.00	1.00	0	12	\$0.00	\$0.00	\$0.00	\$15,821.64
GROSSO, GLORIA	202-Bilingual Education Teacher	\$60,905.41	1.00	0	12	\$0.00	\$0.00	\$0.00	\$15,643.80
GROVE, NANCY	250-Special Education Teacher	\$61,140.04	1.00	0	12	\$0.00	\$0.00	\$0.00	\$15,854.76
GRUDE, ASHLEE	200-Teacher	\$53,145.04	1.00	0	12	\$0.00	\$0.00	\$0.00	\$27.00
GRUETER, JEANNE	200-Teacher	\$79,701.96	1.00	0	12	\$0.00	\$0.00	\$0.00	\$6,977.16
GUERRIERI, TAYLOR	250-Special Education Teacher	\$55,840.62	0.99	0	12	\$0.00	\$0.00	\$0.00	\$5,396.68
Guge, Laura C	200-Teacher	\$50,907.75	1.00	30	0	\$0.00	\$0.00	\$0.00	\$7,100.00
GURKLIS, MATTHEW	250-Special Education Teacher	\$56,397.90	1.00	0	12	\$0.00	\$0.00	\$0.00	\$15,484.36
GURNEY, ASIA	104-Assistant Principal	\$145,602.37	1.00	25	12	\$3,500.00	\$0.00	\$15,634.44	\$6,539.32

Name	Position	Base Salary	FTE	Vacation Days	Sick Days	Bonuses	Annuities	Retirement Enhancements	Other Benefits
GWOZDZ, DIANA	200-Teacher	\$54,291.12	1.00	0	12	\$0.00	\$0.00	\$0.00	\$27.00
Haacker, Jacqueline A	200-Teacher	\$45,320.00	1.00	30	0	\$0.00	\$0.00	\$0.00	\$7,100.00
HAASE, MICHAEL	200-Teacher	\$72,958.08	1.00	0	12	\$0.00	\$0.00	\$0.00	\$1,085.64
HAASE, TONYA	611-Resource Teacher Other	\$87,998.04	1.00	0	12	\$0.00	\$0.00	\$0.00	\$1,085.64
HAEFFNER, TAMARA	610-Resource Teacher Elementary	\$86,141.12	1.00	0	12	\$0.00	\$0.00	\$0.00	\$1,085.64
HAGENDORN, KATHERINE	250-Special Education Teacher	\$109,248.10	1.00	0	12	\$0.00	\$0.00	\$0.00	\$16,442.52
HAGER, KELLI	606-Resource Teacher Math	\$89,619.92	1.00	0	12	\$0.00	\$0.00	\$0.00	\$907.80
HAINES, MELANIE	610-Resource Teacher Elementary	\$66,079.00	1.00	0	12	\$0.00	\$0.00	\$0.00	\$999.24
HALEVY, VICTORIA	200-Teacher	\$59,848.88	1.00	0	12	\$0.00	\$0.00	\$0.00	\$9,536.28
HALL, LEIA	200-Teacher	\$56,483.96	1.00	0	12	\$0.00	\$0.00	\$0.00	\$9,561.48
HALLIGAN, JANE	250-Special Education Teacher	\$120,873.48	1.00	0	12	\$0.00	\$0.00	\$0.00	\$11,114.52
HAM, JADE	200-Teacher	\$61,044.88	1.00	0	12	\$0.00	\$0.00	\$0.00	\$22,179.24
HAMBLIN, JILL	200-Teacher	\$52,184.08	1.00	0	12	\$0.00	\$0.00	\$0.00	\$10,041.48
HAMLIN, SHARON	610-Resource Teacher Elementary	\$53,145.04	1.00	0	12	\$0.00	\$0.00	\$0.00	\$27.00
HAMMOND, ANGELA	104-Assistant Principal	\$87,305.99	1.00	0	12	\$3,500.00	\$0.00	\$9,526.97	\$9,513.10
HAMRICK, TAMMY	200-Teacher	\$92,528.02	1.00	0	12	\$0.00	\$0.00	\$0.00	\$15,821.64
HANIGAN, CHERYL	250-Special Education Teacher	\$78,139.88	1.00	0	12	\$0.00	\$0.00	\$0.00	\$17,143.24
HANKLA, DEVON	200-Teacher	\$61,923.98	0.99	0	12	\$0.00	\$0.00	\$0.00	\$10,579.50
HANLEY, DANIELLE	200-Teacher	\$63,513.06	1.00	0	12	\$0.00	\$0.00	\$0.00	\$20,248.92
HANLEY, MICHAEL	200-Teacher	\$63,513.06	1.00	0	12	\$0.00	\$0.00	\$0.00	\$9,160.68
HANRAHAN, MELISSA	200-Teacher	\$57,587.92	1.00	0	12	\$0.00	\$0.00	\$0.00	\$22,179.24
HANSON, TAYLOR	200-Teacher	\$50,138.14	1.00	0	12	\$0.00	\$0.00	\$0.00	\$1,085.64
HAPANOVICH, NICOLE	200-Teacher	\$56,483.96	1.00	0	12	\$0.00	\$0.00	\$0.00	\$9,485.88
HARKIN, SUSAN	100-District Superintendent	\$259,546.02	1.00	25	0	\$0.00	\$0.00	\$27,275.27	\$17,677.11
HARNER, BETH	250-Special Education Teacher	\$98,951.06	1.00	0	12	\$0.00	\$0.00	\$0.00	\$9,485.88
HARO, MAGDALENA	202-Bilingual Education Teacher	\$49,173.02	1.00	0	12	\$0.00	\$0.00	\$0.00	\$10,715.16
HARRIES, ADRIAN	107-General Administrator or General Supervisor	\$161,110.96	1.00	25	12	\$3,500.00	\$0.00	\$17,258.87	\$15,685.18
HARRIS, SUSAN	200-Teacher	\$91,550.94	1.00	0	12	\$0.00	\$0.00	\$0.00	\$1,026.36
HART, DANIEL	200-Teacher	\$54,909.93	0.97	0	12	\$0.00	\$0.00	\$0.00	\$8,450.28
HARTIGAN, STACEY	200-Teacher	\$53,226.94	1.00	0	12	\$0.00	\$0.00	\$0.00	\$9,561.48
HARTLEY, STACY	610-Resource Teacher Elementary	\$85,484.00	1.00	0	14	\$0.00	\$0.00	\$0.00	\$0.00
HASAPIS, STEPHANIE	200-Teacher	\$62,266.10	1.00	0	12	\$0.00	\$0.00	\$0.00	\$9,485.88
HASTINGS, LEISA	200-Teacher	\$109,248.10	1.00	0	12	\$0.00	\$0.00	\$0.00	\$15,821.64
HAUCK, ERIN	200-Teacher	\$44,490.61	0.76	0	12	\$0.00	\$0.00	\$0.00	\$15.12
HAUGEN, JANINE	250-Special Education Teacher	\$93,297.06	1.00	0	12	\$0.00	\$0.00	\$0.00	\$15,762.36
HAUGENS, EDWARD	200-Teacher	\$98,951.06	1.00	0	12	\$0.00	\$0.00	\$0.00	\$907.80
HAUGENS, MELISSA	200-Teacher	\$82,794.92	1.00	0	12	\$0.00	\$0.00	\$0.00	\$27.00
HAWKINS, HEATHER	200-Teacher	\$74,417.98	1.00	0	12	\$0.00	\$0.00	\$0.00	\$22,179.24

Name	Position	Base Salary	FTE	Vacation Days	Sick Days	Bonuses	Annuities	Retirement Enhancements	Other Benefits
HAWLEY, JULIE	203-English as a Second Language Teacher	\$55,377.14	1.00	0	12	\$0.00	\$0.00	\$0.00	\$9,183.72
HAYES, TIMOTHY	200-Teacher	\$59,848.89	1.00	0	12	\$0.00	\$0.00	\$0.00	\$15,387.48
HEICHEL, DANIELLE	250-Special Education Teacher	\$56,483.96	1.00	0	12	\$0.00	\$0.00	\$0.00	\$9,485.88
HEIKKINEN, DAMON	200-Teacher	\$56,461.08	1.00	0	12	\$0.00	\$0.00	\$0.00	\$352.20
HEIM, ELIZABETH	200-Teacher	\$18,541.90	0.38	0	12	\$0.00	\$0.00	\$0.00	\$9.72
HEINE, MICHAEL	124-Dean of Students Admin (admin endorsement held)	\$75,813.89	1.00	0	12	\$3,500.00	\$0.00	\$8,323.20	\$9,478.85
HEINZ, ALYSSA	250-Special Education Teacher	\$51,159.94	1.00	0	12	\$0.00	\$0.00	\$0.00	\$11,013.48
HELMINSKI, CARA	250-Special Education Teacher	\$115,801.14	1.00	0	12	\$0.00	\$0.00	\$0.00	\$15,854.76
HENDRIKSEN, REBECCA	610-Resource Teacher Elementary	\$63,586.12	1.00	0	12	\$0.00	\$0.00	\$0.00	\$6,302.52
HENKEN, ALYSSA	250-Special Education Teacher	\$54,270.06	1.00	0	12	\$0.00	\$0.00	\$0.00	\$6,327.72
HENNING, KYLE	200-Teacher	\$51,159.94	1.00	0	12	\$0.00	\$0.00	\$0.00	\$6,302.52
HENNING, MARISA	200-Teacher	\$59,848.88	1.00	0	12	\$0.00	\$0.00	\$0.00	\$10,801.56
HERB, JEFFREY	101-Assistant/Associate District Superintendent	\$156,119.30	1.00	25	12	\$3,500.00	\$0.00	\$16,735.94	\$15,856.06
HEREVIAGARZA, ABIEL	202-Bilingual Education Teacher	\$60,804.11	0.99	0	12	\$0.00	\$0.00	\$0.00	\$8,456.84
HERFF, JAMES	124-Dean of Students Admin (admin endorsement held)	\$96,979.46	1.00	0	12	\$5,300.00	\$0.00	\$10,739.68	\$22,637.00
HERMANN, BROOKE	200-Teacher	\$78,139.88	1.00	0	12	\$0.00	\$0.00	\$0.00	\$15,821.64
HERNANDEZ, CARMEN	202-Bilingual Education Teacher	\$68,020.94	1.00	0	12	\$0.00	\$0.00	\$0.00	\$27.00
HERNANDEZ, JEROME A	606-Resource Teacher Math	\$45,320.00	1.00	30	0	\$0.00	\$0.00	\$0.00	\$7,100.00
HERNANDEZ, MIGUEL	125-Head of Gen Ed (Depart chair admin endorsement held)	\$76,613.71	0.80	0	12	\$3,500.00	\$0.00	\$0.00	\$0.00
HERNANDEZ, MIGUEL	200-Teacher	\$17,029.20	0.20	0	0	\$0.00	\$0.00	\$0.00	\$0.00
HERNANDEZ, PHILIP	200-Teacher	\$70,822.02	0.99	0	12	\$0.00	\$0.00	\$0.00	\$907.80
HERNANDEZZURITA, URIEL	200-Teacher	\$6,463.14	0.40	0	0	\$0.00	\$0.00	\$0.00	\$0.00
HEROLDT, JEREMY	200-Teacher	\$82,163.90	1.00	0	12	\$0.00	\$0.00	\$0.00	\$15,643.80
HERRENBRUCK, ANGELINA	200-Teacher	\$56,483.96	1.00	0	12	\$0.00	\$0.00	\$0.00	\$14,709.24
HERRERA, FRANCESCA	200-Teacher	\$100,102.52	1.00	0	12	\$0.00	\$0.00	\$0.00	\$27.00
HERRERA, NICHOLAS	104-Assistant Principal	\$93,889.01	1.00	25	12	\$3,500.00	\$0.00	\$10,216.69	\$16,971.90
HERRICK, EILEEN	200-Teacher	\$70,688.02	1.00	0	12	\$0.00	\$0.00	\$0.00	\$12,334.36
HERRMANN, DIANNE	200-Teacher	\$105,005.94	1.00	0	12	\$0.00	\$0.00	\$0.00	\$907.80
HEVESY, MICHELLE	251-Bilingual Special Education Teacher	\$62,266.10	1.00	0	12	\$0.00	\$0.00	\$0.00	\$15,643.80
HEVESY, NICHOLAS	200-Teacher	\$56,397.90	1.00	0	12	\$0.00	\$0.00	\$0.00	\$27.00
HEVRDEJS, RACHEL	200-Teacher	\$48,208.94	1.00	0	12	\$0.00	\$0.00	\$0.00	\$418.83
HEWITT, SUZANNE	200-Teacher	\$90,714.00	1.00	0	12	\$0.00	\$0.00	\$0.00	\$27.00
Hightower, Carol M	200-Teacher	\$50,907.75	1.00	30	0	\$0.00	\$0.00	\$0.00	\$7,100.00
HILL, PAMELA	103-Principal	\$112,808.14	1.00	25	12	\$3,500.00	\$0.00	\$12,198.73	\$9,638.45
HILTON, KRISTEN	200-Teacher	\$56,483.96	1.00	0	12	\$0.00	\$0.00	\$0.00	\$19,765.08
HLADILEK, KELLEY	200-Teacher	\$59,848.89	1.00	0	12	\$0.00	\$0.00	\$0.00	\$19,587.24

Name	Position	Base Salary	FTE	Vacation Days	Sick Days	Bonuses	Annuities	Retirement Enhancements	Other Benefits
HO, ELLEN	203-English as a Second Language Teacher	\$36,817.63	0.55	0	12	\$0.00	\$0.00	\$0.00	\$8,964.27
HO, ELLEN	200-Teacher	\$3,159.45	0.14	0	0	\$0.00	\$0.00	\$0.00	\$0.00
HOBLIN-LAMORENA, KELLY	200-Teacher	\$52,184.08	1.00	0	12	\$0.00	\$0.00	\$0.00	\$8,586.76
Hoffman, Nathan	200-Teacher	\$50,907.75	0.99	30	0	\$0.00	\$0.00	\$0.00	\$7,100.00
HOGLE, JOSEPH	200-Teacher	\$48,208.94	1.00	0	12	\$0.00	\$0.00	\$0.00	\$8,450.28
HOGY, GRETCHEN	610-Resource Teacher Elementary	\$93,241.98	1.00	0	12	\$0.00	\$0.00	\$0.00	\$1,085.64
HOLLANDER, LORIE	250-Special Education Teacher	\$82,163.90	1.00	0	12	\$0.00	\$0.00	\$0.00	\$13,052.88
HOLLISTER, RYAN	200-Teacher	\$56,483.96	1.00	0	12	\$0.00	\$0.00	\$0.00	\$6,302.52
HOLLOWAY, ROBERT	200-Teacher	\$58,777.58	1.00	0	12	\$0.00	\$0.00	\$0.00	\$6,302.52
HOLLY, JACQUELINE	200-Teacher	\$51,140.96	1.00	0	12	\$0.00	\$0.00	\$0.00	\$9,512.76
HOLM, KRISTINE	610-Resource Teacher Elementary	\$93,241.98	1.00	0	12	\$0.00	\$0.00	\$0.00	\$9,561.48
HOLMER, AARON	200-Teacher	\$93,241.98	1.00	0	12	\$0.00	\$0.00	\$0.00	\$22,357.08
HOLMES, CHRISTINA	200-Teacher	\$61,044.88	1.00	0	12	\$0.00	\$0.00	\$0.00	\$20,071.08
HOLTZ, DEREK	200-Teacher	\$73,516.04	1.00	0	12	\$0.00	\$0.00	\$0.00	\$22,179.24
HOLZE, TINA	153-Special Education Supervisor	\$107,848.06	1.00	25	12	\$3,500.00	\$0.00	\$11,678.93	\$9,553.26
HOMOLA, ROBERT	250-Special Education Teacher	\$59,848.88	1.00	0	12	\$0.00	\$0.00	\$0.00	\$15,821.64
HOOPER, DEANN	200-Teacher	\$89,652.94	1.00	0	12	\$0.00	\$0.00	\$0.00	\$27.00
HOORMANN, JILL	200-Teacher	\$51,160.20	1.00	0	12	\$0.00	\$0.00	\$0.00	\$6,378.12
HOOSIER, CIERA	200-Teacher	\$55,291.08	1.00	0	12	\$0.00	\$0.00	\$0.00	\$6,284.20
HOPKINS, BERTHA	202-Bilingual Education Teacher	\$62,266.10	1.00	0	12	\$0.00	\$0.00	\$0.00	\$27.00
HOPKINS-MUEHL, CHRISTINE	200-Teacher	\$93,241.98	1.00	0	12	\$0.00	\$0.00	\$0.00	\$9,485.88
HOPLEY-DEBOER, HOLLY	200-Teacher	\$74,417.98	1.00	0	12	\$0.00	\$0.00	\$0.00	\$22,179.24
HOPP, ERICA	250-Special Education Teacher	\$68,020.94	1.00	0	12	\$0.00	\$0.00	\$0.00	\$21,493.08
HORAK, CARLY	200-Teacher	\$49,173.02	1.00	0	12	\$0.00	\$0.00	\$0.00	\$8,795.48
HORGAN, BARBARA	200-Teacher	\$98,951.06	1.00	0	12	\$0.00	\$0.00	\$0.00	\$16,129.56
HORNBERG, ERICK	200-Teacher	\$93,241.98	1.00	0	12	\$0.00	\$0.00	\$0.00	\$1,085.64
HORTON, JOSHUA	200-Teacher	\$86,141.11	1.00	0	12	\$0.00	\$0.00	\$0.00	\$22,179.24
HOSTETLER, DEBORAH	200-Teacher	\$56,483.96	1.00	0	12	\$0.00	\$0.00	\$0.00	\$15,854.76
HOTH, JENNIFER	200-Teacher	\$73,543.86	1.00	0	12	\$0.00	\$0.00	\$0.00	\$10,979.40
HOTH, JOHN	200-Teacher	\$56,918.94	1.00	0	12	\$0.00	\$0.00	\$0.00	\$5,977.32
HOUGH, KIMBERLY	200-Teacher	\$95,108.00	1.00	0	12	\$0.00	\$0.00	\$0.00	\$15,643.80
HOUGH, SEAN	200-Teacher	\$97,043.96	1.00	0	12	\$0.00	\$0.00	\$0.00	\$27.00
HOVING, KATHRYN	200-Teacher	\$87,761.95	1.00	0	12	\$0.00	\$0.00	\$0.00	\$27.00
HOWARD, JEANNE	611-Resource Teacher Other	\$100,929.92	1.00	0	12	\$0.00	\$0.00	\$0.00	\$10,801.56
HOWE, JEFFREY	200-Teacher	\$88,936.12	1.00	0	12	\$0.00	\$0.00	\$0.00	\$10,212.84
HRYNIEWICZ, KELLY	200-Teacher	\$64,746.24	1.00	0	12	\$0.00	\$0.00	\$0.00	\$999.24
HUBER, LANCE	200-Teacher	\$107,105.96	1.00	0	12	\$0.00	\$0.00	\$0.00	\$1,220.76
HUGHES, KRYSTAL	250-Special Education Teacher	\$62,513.21	0.98	0	12	\$0.00	\$0.00	\$0.00	\$131.64

Name	Position	Base Salary	FTE	Vacation Days	Sick Days	Bonuses	Annuities	Retirement Enhancements	Other Benefits
HUMMEL, JOHONNA	200-Teacher	\$69,303.00	1.00	0	12	\$0.00	\$0.00	\$0.00	\$183.96
HUNT, ERIC	250-Special Education Teacher	\$62,012.92	1.00	0	12	\$0.00	\$0.00	\$0.00	\$5,563.48
Hunter, Cary A	200-Teacher	\$53,045.00	1.00	30	0	\$0.00	\$0.00	\$0.00	\$7,100.00
HUNTER, TKEYAH	611-Resource Teacher Other	\$49,173.02	1.00	0	12	\$0.00	\$0.00	\$0.00	\$7,716.04
HURLEY, GINA	200-Teacher	\$63,513.06	1.00	0	12	\$0.00	\$0.00	\$0.00	\$9,561.48
HURST, JENNIFER	200-Teacher	\$56,397.90	1.00	0	12	\$0.00	\$0.00	\$0.00	\$6,378.12
INGOLD, MEGAN	200-Teacher	\$69,381.00	1.00	0	12	\$0.00	\$0.00	\$0.00	\$22,179.24
IRWIN, JOY	200-Teacher	\$64,098.04	1.00	0	12	\$0.00	\$0.00	\$0.00	\$6,701.16
ISRAEL, NANCY	104-Assistant Principal	\$83,913.94	1.00	0	12	\$3,500.00	\$0.00	\$9,171.89	\$7,996.84
IZBICKI, DANIEL	200-Teacher	\$62,266.09	1.00	0	12	\$0.00	\$0.00	\$0.00	\$6,302.52
JACKSON, KENDALL	200-Teacher	\$54,207.92	1.00	0	12	\$0.00	\$0.00	\$0.00	\$9,401.00
JACOBS, EMILY	200-Teacher	\$78,018.98	1.00	0	12	\$0.00	\$0.00	\$0.00	\$352.20
JACOBS, JACLYN	200-Teacher	\$69,276.98	1.00	0	12	\$0.00	\$0.00	\$0.00	\$6,378.12
JACOBS, MACKENZI	250-Special Education Teacher	\$54,270.06	1.00	0	12	\$0.00	\$0.00	\$0.00	\$9,485.88
JACOBSEN, JORDON	200-Teacher	\$65,308.08	1.00	0	12	\$0.00	\$0.00	\$0.00	\$6,265.88
JAEGER, ASHLEE	610-Resource Teacher Elementary	\$59,848.88	1.00	0	12	\$0.00	\$0.00	\$0.00	\$15,821.64
JAKUBOWSKI, MICHAEL	200-Teacher	\$95,248.92	1.00	0	12	\$0.00	\$0.00	\$0.00	\$155.16
JAMROZY, SHANNON	104-Assistant Principal	\$101,626.98	1.00	25	12	\$3,500.00	\$0.00	\$11,027.34	\$22,644.82
JANCZAK, LAUREN	200-Teacher	\$52,163.02	1.00	0	12	\$0.00	\$0.00	\$0.00	\$20.52
JARVIS, BETH	610-Resource Teacher Elementary	\$60,401.90	1.00	0	12	\$0.00	\$0.00	\$0.00	\$15,821.64
JENISCH, BRADLEY	200-Teacher	\$58,676.02	1.00	0	12	\$0.00	\$0.00	\$0.00	\$9,479.40
JENSEN, ERIK	250-Special Education Teacher	\$78,018.98	1.00	0	12	\$0.00	\$0.00	\$0.00	\$15,821.64
JENSKY, ANA	200-Teacher	\$56,397.90	1.00	0	12	\$0.00	\$0.00	\$0.00	\$15,821.64
JOBST, CORIE	250-Special Education Teacher	\$62,840.96	1.00	0	12	\$0.00	\$0.00	\$0.00	\$15,643.80
JOHNSON, ERIN	250-Special Education Teacher	\$61,044.88	1.00	0	12	\$0.00	\$0.00	\$0.00	\$907.80
JOHNSON, JACOB	200-Teacher	\$32,945.90	0.67	0	12	\$0.00	\$0.00	\$0.00	\$27.00
JOHNSON, JACOB	203-English as a Second Language Teacher	\$16,227.12	0.33	0	12	\$0.00	\$0.00	\$0.00	\$0.00
JOHNSON, KIYO	202-Bilingual Education Teacher	\$64,781.08	1.00	0	12	\$0.00	\$0.00	\$0.00	\$10,277.40
JOHNSON, NIKISHA	200-Teacher	\$70,660.98	1.00	0	12	\$0.00	\$0.00	\$0.00	\$6,772.68
JOHNSON, PAMELA	200-Teacher	\$109,643.82	1.00	0	12	\$0.00	\$0.00	\$0.00	\$901.32
JOHNSON, SHELLEY	200-Teacher	\$54,208.18	1.00	0	12	\$0.00	\$0.00	\$0.00	\$27.00
JOHNSON, STACI	200-Teacher	\$29,137.28	0.60	0	12	\$0.00	\$0.00	\$0.00	\$4,351.52
JONES, AMY	200-Teacher	\$84,482.06	1.00	0	12	\$0.00	\$0.00	\$0.00	\$907.80
JONES, KATE	200-Teacher	\$49,173.02	1.00	0	12	\$0.00	\$0.00	\$0.00	\$6,378.12
JORGENSEN, KYLE	200-Teacher	\$48,208.94	1.00	0	12	\$0.00	\$0.00	\$0.00	\$8,426.76
JOSLYN, MATTHEW	200-Teacher	\$72,074.08	1.00	0	12	\$0.00	\$0.00	\$0.00	\$17,136.12
JOUSTRA, ASHLEY	200-Teacher	\$60,523.43	1.00	0	12	\$0.00	\$0.00	\$0.00	\$74.04
JOUSTRA, SARAH	250-Special Education Teacher	\$66,079.00	1.00	0	12	\$0.00	\$0.00	\$0.00	\$20.52

Name	Position	Base Salary	FTE	Vacation Days	Sick Days	Bonuses	Annuities	Retirement Enhancements	Other Benefits
JURGENSEN, DANIEL	200-Teacher	\$36,254.40	0.58	0	12	\$0.00	\$0.00	\$0.00	\$16.20
KACZAR, DEBORAH	200-Teacher	\$76,487.06	1.00	0	12	\$0.00	\$0.00	\$0.00	\$16,136.04
KAHLEY, JENNIFER	200-Teacher	\$60,401.90	1.00	0	12	\$0.00	\$0.00	\$0.00	\$1,033.32
KAKAREKA, SARAH	200-Teacher	\$64,781.08	1.00	0	12	\$0.00	\$0.00	\$0.00	\$10,219.32
KALAMATAS, KATRINA	610-Resource Teacher Elementary	\$69,381.00	1.00	0	12	\$0.00	\$0.00	\$0.00	\$11,608.84
KALE, ALLISON	200-Teacher	\$62,840.96	1.00	0	12	\$0.00	\$0.00	\$0.00	\$9,490.92
KAMINSKI, ALISON	104-Assistant Principal	\$95,767.03	1.00	25	12	\$3,500.00	\$0.00	\$10,413.44	\$349.04
KAMMINGA, SHELLIE	200-Teacher	\$69,277.00	1.00	0	12	\$0.00	\$0.00	\$0.00	\$1,085.64
KAMP, TAYLAR	250-Special Education Teacher	\$49,173.02	1.00	0	12	\$0.00	\$0.00	\$0.00	\$27.00
KAMPHAUSEN, DAWN	250-Special Education Teacher	\$93,135.12	1.00	0	12	\$0.00	\$0.00	\$0.00	\$22,357.08
KANN, KATHLEEN	200-Teacher	\$97,009.90	1.00	0	12	\$0.00	\$0.00	\$0.00	\$10,041.48
KAPITAN, SARAH	200-Teacher	\$72,386.64	0.86	0	12	\$0.00	\$0.00	\$0.00	\$1,085.64
KAROUMI, AERENIA	200-Teacher	\$93,277.07	1.00	0	12	\$0.00	\$0.00	\$0.00	\$16,313.88
KASPER, CHRISTINA	250-Special Education Teacher	\$26,864.45	0.51	0	6	\$0.00	\$0.00	\$0.00	\$6,181.70
KASPER, MICHAEL	200-Teacher	\$75,015.98	1.00	0	12	\$0.00	\$0.00	\$0.00	\$6,378.12
KASPROWICZ, ADAM	200-Teacher	\$53,284.57	1.00	0	12	\$0.00	\$0.00	\$0.00	\$15,821.64
KATZBECK, JASON	610-Resource Teacher Elementary	\$82,826.12	1.00	0	12	\$0.00	\$0.00	\$0.00	\$6,224.04
KEATY, ROBERT	200-Teacher	\$86,271.12	1.00	0	12	\$0.00	\$0.00	\$0.00	\$22,357.08
KEELEY, KARLA	200-Teacher	\$45,348.30	0.84	0	12	\$0.00	\$0.00	\$0.00	\$16,032.60
KEEN, BETH	611-Resource Teacher Other	\$61,140.04	1.00	0	12	\$0.00	\$0.00	\$0.00	\$19,464.52
KELLER, CHRISTOPHER	200-Teacher	\$62,266.10	1.00	0	12	\$0.00	\$0.00	\$0.00	\$14,159.16
Kelly, Carrie L	200-Teacher	\$48,513.00	1.00	30	0	\$0.00	\$0.00	\$0.00	\$7,100.00
KELLY, MICHELLE	200-Teacher	\$62,266.10	1.00	0	12	\$0.00	\$0.00	\$0.00	\$9,561.48
KERLEY, AMY	200-Teacher	\$100,929.92	1.00	0	12	\$0.00	\$0.00	\$0.00	\$27.00
KHOKHER, NAILA	200-Teacher	\$34,833.50	0.60	0	12	\$0.00	\$0.00	\$0.00	\$7,087.56
KHOKHER, NAILA	203-English as a Second Language Teacher	\$23,222.42	0.40	0	0	\$0.00	\$0.00	\$0.00	\$0.00
KIEFFER, KRISTIN	200-Teacher	\$75,904.92	1.00	0	12	\$0.00	\$0.00	\$0.00	\$8,450.28
KILCHENMAN, MICHAEL	200-Teacher	\$49,173.02	1.00	0	12	\$0.00	\$0.00	\$0.00	\$8,125.08
KIM, SUYEUN	203-English as a Second Language Teacher	\$54,207.92	1.00	0	12	\$0.00	\$0.00	\$0.00	\$18,450.60
KINIKIN, JULIE	200-Teacher	\$83,807.10	1.00	0	12	\$0.00	\$0.00	\$0.00	\$27.00
KIPP, ASHLEY	104-Assistant Principal	\$88,723.00	1.00	25	12	\$3,500.00	\$0.00	\$9,675.31	\$6,425.60
KIRCHMEYER, KATHERINE	200-Teacher	\$35,245.08	0.40	0	12	\$0.00	\$0.00	\$0.00	\$15,402.52
KIRMSE, VALENE	250-Special Education Teacher	\$57,613.92	1.00	0	12	\$0.00	\$0.00	\$0.00	\$6,302.52
KISIEL, ANNA	610-Resource Teacher Elementary	\$86,141.12	1.00	0	12	\$0.00	\$0.00	\$0.00	\$16,032.60
KISSAMIS, JEFF	200-Teacher	\$91,445.90	1.00	0	12	\$0.00	\$0.00	\$0.00	\$15,821.64
KISSNER, COLLEEN	200-Teacher	\$65,282.10	1.00	0	12	\$0.00	\$0.00	\$0.00	\$666.52
KITZ, SARAH	200-Teacher	\$59,848.89	1.00	0	12	\$0.00	\$0.00	\$0.00	\$27.00
KIVLAND, BREA	200-Teacher	\$52,184.08	1.00	0	12	\$0.00	\$0.00	\$0.00	\$196.76

Name	Position	Base Salary	FTE	Vacation Days	Sick Days	Bonuses	Annuities	Retirement Enhancements	Other Benefits
KLEIN, ALICIA	200-Teacher	\$69,303.02	1.00	0	12	\$0.00	\$0.00	\$0.00	\$1,085.64
KLEIN, KARI	610-Resource Teacher Elementary	\$67,941.90	1.00	0	12	\$0.00	\$0.00	\$0.00	\$9,593.88
KLEIN, MELISSA	200-Teacher	\$53,226.94	1.00	0	12	\$0.00	\$0.00	\$0.00	\$27.00
KLEINER, ANNE	200-Teacher	\$56,397.90	1.00	0	12	\$0.00	\$0.00	\$0.00	\$93.56
KLEINER, LINDA	200-Teacher	\$72,102.16	1.00	0	12	\$0.00	\$0.00	\$0.00	\$268.84
KLEINSCHMIDT, MEGAN	202-Bilingual Education Teacher	\$39,353.80	0.77	0	12	\$0.00	\$0.00	\$0.00	\$6,147.08
KLEM, NICHOLE	250-Special Education Teacher	\$62,266.10	1.00	0	12	\$0.00	\$0.00	\$0.00	\$8,795.48
KLEPARSKI, EMILY	200-Teacher	\$50,157.12	1.00	0	12	\$0.00	\$0.00	\$0.00	\$27.00
KLEPARSKI, PATRICK	200-Teacher	\$65,380.12	1.00	0	12	\$0.00	\$0.00	\$0.00	\$6,247.56
KLINN, NORMA	153-Special Education Supervisor	\$99,636.14	1.00	25	12	\$3,500.00	\$0.00	\$10,818.63	\$195.00
KLOTTER, MEGAN	200-Teacher	\$76,606.92	1.00	0	12	\$0.00	\$0.00	\$0.00	\$907.80
KLUCZNY, CARA	203-English as a Second Language Teacher	\$48,208.94	1.00	0	12	\$0.00	\$0.00	\$0.00	\$9,415.32
KMIECIAK, JANET	610-Resource Teacher Elementary	\$114,344.88	1.00	0	12	\$0.00	\$0.00	\$0.00	\$22,492.20
Knudsen, Sydney E	200-Teacher	\$45,320.00	1.00	30	0	\$0.00	\$0.00	\$0.00	\$7,100.00
KOLAKOWSKI, BARBARA	610-Resource Teacher Elementary	\$67,941.90	1.00	0	12	\$0.00	\$0.00	\$0.00	\$16,136.04
KONAJESKI, NANNETTE	200-Teacher	\$82,794.92	1.00	0	12	\$0.00	\$0.00	\$0.00	\$19,765.08
KOPETSKY, TRACI	200-Teacher	\$111,720.70	1.00	0	12	\$0.00	\$0.00	\$0.00	\$10,801.56
KOPPA, JAMIE	200-Teacher	\$51,160.20	1.00	0	12	\$0.00	\$0.00	\$0.00	\$11,808.49
KORUNA, NINA	250-Special Education Teacher	\$53,016.52	0.98	0	12	\$0.00	\$0.00	\$0.00	\$9,485.88
KOS, ALISON	107-General Administrator or General Supervisor	\$122,099.96	1.00	25	12	\$3,500.00	\$0.00	\$13,172.09	\$396.27
KOSCINSKI, LESLIE	200-Teacher	\$60,523.33	1.00	0	12	\$0.00	\$0.00	\$0.00	\$6,307.56
KOTTKE, MOLLY	202-Bilingual Education Teacher	\$62,338.12	1.00	0	12	\$0.00	\$0.00	\$0.00	\$15,768.36
KOURI, DOUGLAS	103-Principal	\$106,300.96	1.00	25	12	\$3,500.00	\$0.00	\$11,517.00	\$15,583.04
KOVAR, ROBYN	200-Teacher	\$65,379.86	1.00	0	12	\$0.00	\$0.00	\$0.00	\$22,179.24
KOVELL, ERIN	610-Resource Teacher Elementary	\$72,186.92	1.00	0	12	\$0.00	\$0.00	\$0.00	\$15,387.48
KOZIOL, RENATA	200-Teacher	\$51,160.20	1.00	0	12	\$0.00	\$0.00	\$0.00	\$357.24
KRAUSKA, PRESTON	200-Teacher	\$62,266.10	1.00	0	12	\$0.00	\$0.00	\$0.00	\$15,643.80
KREPEL, JULIE	250-Special Education Teacher	\$81,172.00	1.00	0	12	\$0.00	\$0.00	\$0.00	\$9,485.88
KRESTO, POLIKSENI	250-Special Education Teacher	\$49,173.02	1.00	0	12	\$0.00	\$0.00	\$0.00	\$6,284.20
KRIBS, STACY	250-Special Education Teacher	\$68,749.98	1.00	0	12	\$0.00	\$0.00	\$0.00	\$1,085.64
KRIEGEL, LESLEE	610-Resource Teacher Elementary	\$74,417.98	1.00	0	12	\$0.00	\$0.00	\$0.00	\$15,643.80
KROHN, KELLY	250-Special Education Teacher	\$56,483.96	1.00	0	12	\$0.00	\$0.00	\$0.00	\$9,485.88
KROLIKOWSKI, MARTA	200-Teacher	\$68,733.52	0.93	0	12	\$0.00	\$0.00	\$0.00	\$27.00
KRONBERG, KRISTIN	200-Teacher	\$60,877.17	1.00	0	12	\$0.00	\$0.00	\$0.00	\$22,357.08
KROTSER, PAUL	200-Teacher	\$76,487.06	1.00	0	12	\$0.00	\$0.00	\$0.00	\$15,486.84
KRUEGERJR, MICHAEL	200-Teacher	\$56,460.82	1.00	0	12	\$0.00	\$0.00	\$0.00	\$5,362.20
Ksiazek, David A	200-Teacher	\$45,320.00	1.00	30	0	\$0.00	\$0.00	\$0.00	\$7,100.00
KUCZMANSKI, ERICA	200-Teacher	\$65,380.12	1.00	0	12	\$0.00	\$0.00	\$0.00	\$592.68

Name	Position	Base Salary	FTE	Vacation Days	Sick Days	Bonuses	Annuities	Retirement Enhancements	Other Benefits
KUDZMA, BROOKE	200-Teacher	\$48,208.94	1.00	0	12	\$0.00	\$0.00	\$0.00	\$27.00
KUKULSKI, KYLE	250-Special Education Teacher	\$64,098.06	1.00	0	12	\$0.00	\$0.00	\$0.00	\$6,302.52
KUKULSKI, SAMANTHA	200-Teacher	\$72,074.06	1.00	0	12	\$0.00	\$0.00	\$0.00	\$6,231.96
KULBEDA, BRITTANY	200-Teacher	\$62,266.10	1.00	0	12	\$0.00	\$0.00	\$0.00	\$6,378.12
KUMM, PATRICIA	200-Teacher	\$97,009.90	1.00	0	12	\$0.00	\$0.00	\$0.00	\$1,085.64
KUNDE, JENNIFER	200-Teacher	\$65,380.12	1.00	0	12	\$0.00	\$0.00	\$0.00	\$12,189.97
KUPFER, KAITLYN	200-Teacher	\$58,192.42	0.99	0	12	\$0.00	\$0.00	\$0.00	\$27.00
KURKOWSKI, RACHEL	200-Teacher	\$52,184.08	1.00	0	12	\$0.00	\$0.00	\$0.00	\$6,284.20
Kurtz, Rachel A	200-Teacher	\$45,320.00	0.94	30	0	\$0.00	\$0.00	\$0.00	\$7,100.00
KUSSIN, HALEY	250-Special Education Teacher	\$56,461.08	1.00	0	12	\$0.00	\$0.00	\$0.00	\$11,499.96
KUZYNOWSKI, COURTNEY	200-Teacher	\$54,291.12	1.00	0	12	\$0.00	\$0.00	\$0.00	\$15,821.64
KWARTA, GLENN	200-Teacher	\$65,877.94	0.99	0	12	\$0.00	\$0.00	\$0.00	\$12,056.92
KYLLOE, JUSTINE	610-Resource Teacher Elementary	\$67,919.02	1.00	0	12	\$0.00	\$0.00	\$4,168.50	\$6,302.52
KYRIAZIS, SOPHIA	200-Teacher	\$55,377.14	1.00	0	12	\$0.00	\$0.00	\$0.00	\$22,179.24
LABOMBARBE, XENIA	200-Teacher	\$48,208.94	1.00	0	12	\$0.00	\$0.00	\$0.00	\$27.00
LABONAR, MICHELLE	104-Assistant Principal	\$82,268.12	1.00	0	12	\$3,500.00	\$0.00	\$8,999.30	\$245.55
LABRIEIII, LEO	103-Principal	\$122,099.96	1.00	25	12	\$3,500.00	\$0.00	\$13,172.09	\$10,852.51
LAGRIPPE, SUSAN	200-Teacher	\$111,720.69	1.00	0	12	\$0.00	\$0.00	\$0.00	\$477.48
LAIPPLE, MAREN	200-Teacher	\$100,965.02	1.00	0	12	\$0.00	\$0.00	\$0.00	\$8,450.28
LANDVICK, PAMELA	250-Special Education Teacher	\$54,207.92	1.00	0	12	\$0.00	\$0.00	\$0.00	\$183.96
LANG, TONYA	250-Special Education Teacher	\$66,079.00	1.00	0	12	\$0.00	\$0.00	\$0.00	\$10,801.56
LANGLAND, PAMELA	250-Special Education Teacher	\$70,688.02	1.00	0	12	\$0.00	\$0.00	\$0.00	\$6,302.52
LANGREDER, HENRY	200-Teacher	\$80,520.32	0.97	0	12	\$0.00	\$0.00	\$0.00	\$15,532.20
LANGTON, MATTHEW	103-Principal	\$119,708.04	1.00	25	12	\$3,500.00	\$0.00	\$12,921.54	\$22,678.20
LAROCCO, JENNIFER	200-Teacher	\$98,951.06	1.00	0	12	\$0.00	\$0.00	\$0.00	\$22,357.08
LARSON, AMANDA	200-Teacher	\$57,587.92	1.00	0	12	\$0.00	\$0.00	\$0.00	\$15,821.64
LARSON, JULIE	200-Teacher	\$49,173.02	1.00	0	12	\$0.00	\$0.00	\$0.00	\$22,357.08
LARSON, SUSAN	200-Teacher	\$93,277.08	1.00	0	12	\$0.00	\$0.00	\$0.00	\$9,485.88
LARUE, DEBRA	610-Resource Teacher Elementary	\$105,005.94	1.00	0	12	\$0.00	\$0.00	\$0.00	\$9,485.88
LARUE, LAURA	200-Teacher	\$82,927.76	1.00	0	12	\$0.00	\$0.00	\$0.00	\$27.00
LASCHOBBER, OLIVIA	200-Teacher	\$48,208.94	1.00	0	12	\$0.00	\$0.00	\$0.00	\$10,834.68
LASKONIS, DEBRA	124-Dean of Students Admin (admin endorsement held)	\$77,330.00	1.00	0	12	\$3,500.00	\$0.00	\$8,470.05	\$9,356.89
LATENDRESSE, PATRICK	200-Teacher	\$51,159.94	1.00	0	12	\$0.00	\$0.00	\$0.00	\$9,485.88
LATIMER, JUDITH	200-Teacher	\$60,804.11	0.99	0	12	\$0.00	\$0.00	\$0.00	\$10,219.32
LATOWICZ, COURTNEY	200-Teacher	\$50,157.12	1.00	0	12	\$0.00	\$0.00	\$0.00	\$9,485.88
LAURITZEN, DANIELLE	200-Teacher	\$48,208.94	1.00	0	12	\$0.00	\$0.00	\$0.00	\$27.00
LAWRENCE, MEGAN	200-Teacher	\$52,183.82	1.00	0	12	\$0.00	\$0.00	\$0.00	\$6,378.12
LAWTON, KATHRYN	200-Teacher	\$56,918.94	1.00	0	12	\$0.00	\$0.00	\$0.00	\$928.68

Name	Position	Base Salary	FTE	Vacation Days	Sick Days	Bonuses	Annuities	Retirement Enhancements	Other Benefits
LAYER, TIMOTHY	200-Teacher	\$53,145.04	1.00	0	12	\$0.00	\$0.00	\$0.00	\$7,766.44
LAZARE, JEANETTE	200-Teacher	\$63,513.05	1.00	0	12	\$0.00	\$0.00	\$0.00	\$15,821.64
LAZOWSKI, MARY	250-Special Education Teacher	\$55,355.04	1.00	0	12	\$0.00	\$0.00	\$0.00	\$9,485.88
LEARY, JEFREY	200-Teacher	\$66,587.04	1.00	0	12	\$0.00	\$0.00	\$0.00	\$14,549.64
LECLAIR, HANNAH	200-Teacher	\$46,574.48	0.93	0	12	\$0.00	\$0.00	\$0.00	\$13,773.40
LEDEAUX, LAUREN	153-Special Education Supervisor	\$93,889.01	1.00	25	12	\$3,500.00	\$0.00	\$10,216.69	\$10,965.18
LEDEAUX, SAMUEL	107-General Administrator or General Supervisor	\$122,099.96	1.00	25	12	\$3,500.00	\$0.00	\$13,172.09	\$6,080.29
LEGGIE, MICHELLE	200-Teacher	\$74,417.98	1.00	0	12	\$0.00	\$0.00	\$0.00	\$6,378.12
LEHNHERR, NICHOLAS	606-Resource Teacher Math	\$48,208.94	1.00	0	12	\$0.00	\$0.00	\$0.00	\$6,177.00
LEIBENGOOD, JULIE	200-Teacher	\$107,381.56	1.00	0	12	\$0.00	\$0.00	\$0.00	\$11,322.12
LEIFELD, SHANE	200-Teacher	\$88,936.12	1.00	0	12	\$0.00	\$0.00	\$0.00	\$22,179.24
LEIST, JESSICA	200-Teacher	\$58,676.03	1.00	0	12	\$0.00	\$0.00	\$0.00	\$855.48
LEITON, MIRIAM	202-Bilingual Education Teacher	\$67,400.06	1.00	0	12	\$0.00	\$0.00	\$0.00	\$11,065.80
LELAND, EMMA	200-Teacher	\$55,377.14	1.00	0	12	\$0.00	\$0.00	\$0.00	\$8,365.40
LEMANSKI, RYAN	153-Special Education Supervisor	\$105,734.15	1.00	25	12	\$3,500.00	\$0.00	\$11,457.74	\$14,347.65
LEMLEY, KALYNN	200-Teacher	\$84,451.12	1.00	0	12	\$0.00	\$0.00	\$0.00	\$21,493.08
LENARTOWSKI, LINDSEY	250-Special Education Teacher	\$49,173.02	1.00	0	12	\$0.00	\$0.00	\$0.00	\$8,450.28
LENTZ, JASON	103-Principal	\$137,505.98	1.00	25	12	\$3,500.00	\$0.00	\$14,786.11	\$10,149.49
LEONARD, SHANNON	200-Teacher	\$82,163.90	1.00	0	12	\$0.00	\$0.00	\$0.00	\$22,179.24
LEONTEOS, AMANDA	200-Teacher	\$55,175.11	0.90	0	12	\$0.00	\$0.00	\$0.00	\$928.68
LEPKOWSKI, ALEXANDER	200-Teacher	\$63,586.12	1.00	0	12	\$0.00	\$0.00	\$0.00	\$15,821.64
LERETTE-KAUFFMAN, HEIDI	610-Resource Teacher Elementary	\$61,540.96	1.00	0	12	\$0.00	\$0.00	\$0.00	\$15,821.64
LESCHMAN, SHALON	104-Assistant Principal	\$82,268.12	1.00	0	12	\$3,500.00	\$0.00	\$8,999.30	\$15,707.34
LESKO, SHANNON	200-Teacher	\$79,608.10	1.00	0	12	\$0.00	\$0.00	\$0.00	\$907.80
LEVY, LISA	610-Resource Teacher Elementary	\$91,550.94	1.00	0	12	\$0.00	\$0.00	\$0.00	\$22,179.24
LEWANDOWSKI, NOLAN	250-Special Education Teacher	\$51,159.94	1.00	0	12	\$0.00	\$0.00	\$0.00	\$6,378.12
LEWANDOWSKI, TARA	250-Special Education Teacher	\$53,748.23	0.99	0	12	\$0.00	\$0.00	\$3,302.57	\$8,443.59
LEWARCHICK, KRISTEN	610-Resource Teacher Elementary	\$91,413.92	1.00	0	12	\$0.00	\$0.00	\$0.00	\$15,821.64
LEYDEN, HOLLY	200-Teacher	\$54,290.60	1.00	0	12	\$0.00	\$0.00	\$0.00	\$8,525.88
LIAJR, RALPH	200-Teacher	\$60,804.11	0.99	0	12	\$0.00	\$0.00	\$0.00	\$1,026.36
LICHTENBERG, CHRISTINA	200-Teacher	\$78,048.10	1.00	0	12	\$0.00	\$0.00	\$0.00	\$1,085.64
LIEBENTRITT, JENNIFER	200-Teacher	\$56,461.08	1.00	0	12	\$0.00	\$0.00	\$0.00	\$6,284.20
LIGHT, KRISTIN	200-Teacher	\$86,141.12	1.00	0	12	\$0.00	\$0.00	\$0.00	\$907.80
LINDAHL, DANIEL	125-Head of Gen Ed (Depart chair admin endorsement held)	\$86,278.33	0.80	0	12	\$3,500.00	\$0.00	\$0.00	\$0.00
LINDAHL, DANIEL	200-Teacher	\$19,177.44	0.20	0	0	\$0.00	\$0.00	\$0.00	\$0.00
LINDEN, NICHOLAS	200-Teacher	\$90,714.00	1.00	0	12	\$0.00	\$0.00	\$0.00	\$15,762.36
Lindgren, Scott E	200-Teacher	\$48,513.00	1.00	30	0	\$0.00	\$0.00	\$0.00	\$7,100.00

Name	Position	Base Salary	FTE	Vacation Days	Sick Days	Bonuses	Annuities	Retirement Enhancements	Other Benefits
LINDLEY, ANDREW	125-Head of Gen Ed (Depart chair admin endorsement held)	\$79,708.83	0.80	0	12	\$3,500.00	\$0.00	\$0.00	\$0.00
LINDLEY, ANDREW	200-Teacher	\$17,717.04	0.20	0	0	\$0.00	\$0.00	\$0.00	\$0.00
LIPPERER, JESSICA	610-Resource Teacher Elementary	\$66,041.13	1.00	0	12	\$0.00	\$0.00	\$0.00	\$22,357.08
LITCHFIELD, STEPHANIE	250-Special Education Teacher	\$49,173.02	1.00	0	12	\$0.00	\$0.00	\$0.00	\$9,561.48
LITTLE, DAVID	200-Teacher	\$54,932.21	0.97	0	12	\$0.00	\$0.00	\$0.00	\$27.00
LOBDELL, KYLE	124-Dean of Students Admin (admin endorsement held)	\$75,814.00	1.00	0	12	\$3,500.00	\$0.00	\$8,298.85	\$14,305.87
LOBERG, MICHELLE	200-Teacher	\$49,173.02	1.00	0	12	\$0.00	\$0.00	\$0.00	\$9,090.84
LOCOCO, LAUREN	200-Teacher	\$49,172.76	1.00	0	12	\$0.00	\$0.00	\$0.00	\$5,645.88
LODI, NICHOLAS	200-Teacher	\$55,291.08	1.00	0	12	\$0.00	\$0.00	\$0.00	\$7,779.96
LOEHRKE, CONNOR	200-Teacher	\$54,291.12	1.00	0	12	\$0.00	\$0.00	\$0.00	\$9,479.40
LOFTUS, KYLE	200-Teacher	\$52,184.08	1.00	0	12	\$0.00	\$0.00	\$0.00	\$8,525.88
LOFTUS, TAYLOR	200-Teacher	\$59,848.88	1.00	0	12	\$0.00	\$0.00	\$0.00	\$9,561.48
LOMAX, KERRI	200-Teacher	\$53,226.94	1.00	0	12	\$0.00	\$0.00	\$0.00	\$9,561.48
LONG, ERIN	250-Special Education Teacher	\$61,044.88	1.00	0	12	\$0.00	\$0.00	\$0.00	\$27.00
LONGO, LUKE	250-Special Education Teacher	\$65,380.12	1.00	0	12	\$0.00	\$0.00	\$0.00	\$22,179.24
LOPEZ, JAMES	200-Teacher	\$66,041.11	1.00	0	12	\$0.00	\$0.00	\$0.00	\$14,715.60
LOPEZ, MONICA	200-Teacher	\$49,037.93	1.00	0	12	\$0.00	\$0.00	\$0.00	\$9,514.44
LOPEZ, REBECCA	200-Teacher	\$57,587.92	1.00	0	12	\$0.00	\$0.00	\$0.00	\$7,035.96
LOPEZ, YOLANDA	610-Resource Teacher Elementary	\$80,553.98	1.00	0	12	\$0.00	\$0.00	\$0.00	\$22,179.24
LOPEZGARCIA, ALEJANDRO	202-Bilingual Education Teacher	\$65,321.12	1.00	0	12	\$0.00	\$0.00	\$0.00	\$27.00
LOPEZMONREAL, IRANZU	202-Bilingual Education Teacher	\$55,355.04	1.00	0	12	\$0.00	\$0.00	\$0.00	\$4,222.28
LORINCZI, QUINTEN	200-Teacher	\$51,159.94	1.00	0	12	\$0.00	\$0.00	\$0.00	\$15,350.20
LOTZER, JACLYN	200-Teacher	\$62,266.10	1.00	0	12	\$0.00	\$0.00	\$0.00	\$9,561.48
LOUIS, SHARON	200-Teacher	\$81,172.00	1.00	0	12	\$0.00	\$0.00	\$0.00	\$27.00
LOURIDOOTERO, JAVIER	202-Bilingual Education Teacher	\$57,613.93	1.00	0	12	\$0.00	\$0.00	\$0.00	\$328.68
LOVAGLIA, JOANNE	200-Teacher	\$72,074.08	1.00	0	12	\$0.00	\$0.00	\$0.00	\$6,161.72
LUCARELLI, JESSICA	200-Teacher	\$53,238.53	1.00	0	12	\$0.00	\$0.00	\$0.00	\$27.00
LUCAS, MELISSA	610-Resource Teacher Elementary	\$80,332.68	1.00	0	12	\$0.00	\$0.00	\$0.00	\$12,452.34
LUDVIGSEN, MORGAN	200-Teacher	\$24,369.36	0.51	0	6	\$0.00	\$0.00	\$0.00	\$15.12
LUDWIG, SANDRA	610-Resource Teacher Elementary	\$69,303.00	1.00	0	12	\$0.00	\$0.00	\$0.00	\$6,302.52
LUKASIK, JACKIE	250-Special Education Teacher	\$109,248.10	1.00	0	12	\$0.00	\$0.00	\$0.00	\$18,456.92
LUNA, ELIZA	202-Bilingual Education Teacher	\$50,878.84	0.99	0	12	\$0.00	\$0.00	\$0.00	\$6,302.52
LUND, MARY	200-Teacher	\$49,037.93	1.00	0	12	\$0.00	\$0.00	\$0.00	\$27.00
LUNDE, BJANA	200-Teacher	\$45,550.52	0.68	0	12	\$0.00	\$0.00	\$0.00	\$22.68
LUPO, JENNIFER	200-Teacher	\$95,142.04	1.00	0	12	\$0.00	\$0.00	\$0.00	\$1,085.64
LUTES, AMY	200-Teacher	\$63,586.12	1.00	0	12	\$0.00	\$0.00	\$0.00	\$16,136.04
LYCOS, TIMOTHY	200-Teacher	\$52,184.07	1.00	0	12	\$0.00	\$0.00	\$0.00	\$0.00

Name	Position	Base Salary	FTE	Vacation Days	Sick Days	Bonuses	Annuities	Retirement Enhancements	Other Benefits
MACDONALD, STEVEN	200-Teacher	\$53,145.04	1.00	0	12	\$0.00	\$0.00	\$0.00	\$9,561.48
MACK, KATHLEEN	200-Teacher	\$66,686.88	1.00	0	12	\$0.00	\$0.00	\$0.00	\$1,085.64
MACK, TONI	200-Teacher	\$52,184.08	1.00	0	12	\$0.00	\$0.00	\$0.00	\$5,573.64
MADISON, KELLY	200-Teacher	\$54,290.86	1.00	0	12	\$0.00	\$0.00	\$0.00	\$6,302.52
MAHER, ELISA	610-Resource Teacher Elementary	\$50,157.12	1.00	0	12	\$0.00	\$0.00	\$0.00	\$27.00
MAHER, LINDA	200-Teacher	\$109,248.10	1.00	0	12	\$0.00	\$0.00	\$0.00	\$15,821.64
MAHONEY, PAMELA	250-Special Education Teacher	\$91,413.92	1.00	0	12	\$0.00	\$0.00	\$0.00	\$15,348.84
MAINOLFI, KELLIE	107-General Administrator or General Supervisor	\$105,734.15	1.00	25	12	\$3,500.00	\$0.00	\$11,457.74	\$22,087.16
MAJEWSKI, STEPHEN	104-Assistant Principal	\$86,683.37	0.98	25	12	\$3,500.00	\$0.00	\$9,853.93	\$21,205.95
MALLON, MEGAN	203-English as a Second Language Teacher	\$49,173.02	1.00	0	12	\$0.00	\$0.00	\$0.00	\$9,561.48
MALONE, MEGAN	200-Teacher	\$59,848.88	1.00	0	12	\$0.00	\$0.00	\$0.00	\$15,299.16
MANNELLA, MICHELE	200-Teacher	\$102,947.01	1.00	0	12	\$0.00	\$0.00	\$0.00	\$10,041.48
MANYPENNY, LESLIE	200-Teacher	\$81,201.12	1.00	0	12	\$0.00	\$0.00	\$0.00	\$9,145.72
MAPES, BENJAMIN	250-Special Education Teacher	\$56,892.86	0.99	0	12	\$0.00	\$0.00	\$0.00	\$6,302.52
MARCHETTI, JAMIE	200-Teacher	\$84,219.11	1.00	0	12	\$0.00	\$0.00	\$0.00	\$15,643.80
MARINAS, KATHRYN	200-Teacher	\$82,826.12	1.00	0	12	\$0.00	\$0.00	\$0.00	\$1,085.64
MARINELLI, SUSAN	200-Teacher	\$50,157.12	1.00	0	12	\$0.00	\$0.00	\$0.00	\$22,357.08
MARKS, BRADLEY	200-Teacher	\$59,940.92	1.00	0	12	\$0.00	\$0.00	\$0.00	\$15,854.76
MARKS, DENISE	200-Teacher	\$55,355.04	1.00	0	12	\$0.00	\$0.00	\$0.00	\$27.00
MARLOWE, KATIE	200-Teacher	\$82,794.92	1.00	0	12	\$0.00	\$0.00	\$0.00	\$10,979.40
MARQUIS, MARCIE	200-Teacher	\$62,266.10	1.00	0	12	\$0.00	\$0.00	\$0.00	\$15,277.56
MARRON, THALIA	202-Bilingual Education Teacher	\$49,173.02	1.00	0	12	\$0.00	\$0.00	\$0.00	\$10,920.12
MARSHALL, NOELIA	610-Resource Teacher Elementary	\$62,266.10	1.00	0	12	\$0.00	\$0.00	\$0.00	\$8,500.68
MARTENS, CAITLIN	203-English as a Second Language Teacher	\$61,044.88	1.00	0	12	\$0.00	\$0.00	\$0.00	\$15,637.32
MARTENS, DANIEL	200-Teacher	\$95,248.92	1.00	0	12	\$0.00	\$0.00	\$0.00	\$8,450.28
MARTIN, ANNA	200-Teacher	\$72,958.08	1.00	0	12	\$0.00	\$0.00	\$0.00	\$907.80
MARTIN, ANTHONY	200-Teacher	\$61,517.04	1.00	0	12	\$0.00	\$0.00	\$0.00	\$6,247.56
MARTIN, JENNIFER	200-Teacher	\$53,205.88	1.00	0	12	\$0.00	\$0.00	\$0.00	\$19,765.08
MARTIN, NICHOLAS	250-Special Education Teacher	\$67,941.91	1.00	0	12	\$0.00	\$0.00	\$0.00	\$15,374.76
MARTINEZ, CHAYANNE	202-Bilingual Education Teacher	\$59,848.88	1.00	0	12	\$0.00	\$0.00	\$0.00	\$20,451.24
MARTINEZ, MEGAN	200-Teacher	\$49,173.02	1.00	0	12	\$0.00	\$0.00	\$0.00	\$9,462.36
MARTINO, FAITH	200-Teacher	\$91,269.55	0.98	0	12	\$0.00	\$0.00	\$0.00	\$15,643.80
MARTINSEN, JESSICA	104-Assistant Principal	\$83,913.94	1.00	0	12	\$3,500.00	\$0.00	\$9,171.89	\$22,222.58
MASCORRO, DOMINIQUE	250-Special Education Teacher	\$58,676.02	1.00	0	12	\$0.00	\$0.00	\$0.00	\$10,659.00
MASON, GREGORY	200-Teacher	\$74,986.08	1.00	0	12	\$0.00	\$0.00	\$0.00	\$19,765.08
MASTALERZ, CHRISTOPHER	200-Teacher	\$82,794.92	1.00	0	12	\$0.00	\$0.00	\$0.00	\$1,085.64
Masten, Sean A	103-Principal	\$87,717.40	0.90	32	0	\$0.00	\$0.00	\$0.00	\$7,100.00
MASTERS, ETHAN	200-Teacher	\$50,157.12	1.00	0	12	\$0.00	\$0.00	\$0.00	\$27.00

Name	Position	Base Salary	FTE	Vacation Days	Sick Days	Bonuses	Annuities	Retirement Enhancements	Other Benefits
MATHISEN, LINDSEY	200-Teacher	\$49,161.56	0.82	0	12	\$0.00	\$0.00	\$0.00	\$22,179.24
MATTHIESSEN, JENNIFER	250-Special Education Teacher	\$59,848.88	1.00	0	12	\$0.00	\$0.00	\$0.00	\$27.00
MATUSHEK, GREGORY	200-Teacher	\$53,205.88	1.00	0	12	\$0.00	\$0.00	\$0.00	\$8,450.28
MATUSZEWSKI, EMALIE	200-Teacher	\$64,661.66	0.99	0	12	\$0.00	\$0.00	\$0.00	\$27.00
MAUGER, ELIZABETH	610-Resource Teacher Elementary	\$95,142.06	1.00	0	12	\$0.00	\$0.00	\$0.00	\$907.80
MAXA, FELICIA	200-Teacher	\$53,226.94	1.00	0	12	\$0.00	\$0.00	\$0.00	\$15,821.64
MAYS, LINDSAY	200-Teacher	\$57,613.92	1.00	0	12	\$0.00	\$0.00	\$0.00	\$9,097.32
MAZUR, KEVIN	200-Teacher	\$57,033.77	1.00	0	12	\$0.00	\$0.00	\$0.00	\$10,545.24
Mazurek, Therese A	200-Teacher	\$53,045.00	1.00	30	0	\$0.00	\$0.00	\$0.00	\$7,100.00
MCBRIDE, MELISSA	200-Teacher	\$54,207.92	1.00	0	12	\$0.00	\$0.00	\$0.00	\$18,634.22
McCarter, Melissa J	200-Teacher	\$48,513.00	0.98	30	0	\$0.00	\$0.00	\$0.00	\$7,100.00
MCDUGALL, GINA	250-Special Education Teacher	\$109,248.10	1.00	0	12	\$0.00	\$0.00	\$0.00	\$16,307.40
MCDOWELL, JESSICA	200-Teacher	\$57,613.92	1.00	0	12	\$0.00	\$0.00	\$0.00	\$6,378.12
MCGUIRE, MAGGIE	250-Special Education Teacher	\$48,208.94	1.00	0	12	\$0.00	\$0.00	\$0.00	\$8,525.88
McKENNEY, MATTHEW	200-Teacher	\$78,018.98	1.00	0	12	\$0.00	\$0.00	\$0.00	\$15,821.64
MCMAHON, KARA	101-Assistant/Associate District Superintendent	\$217,506.93	1.00	25	12	\$3,500.00	\$0.00	\$23,167.08	\$22,420.06
McNEES, SCOTT	200-Teacher	\$66,079.01	1.00	0	12	\$0.00	\$0.00	\$0.00	\$22,357.08
MCQUADE, REBECCA	200-Teacher	\$57,525.00	1.00	0	12	\$0.00	\$0.00	\$0.00	\$6,378.12
MEDCALF, KATHERINE	606-Resource Teacher Math	\$71,023.66	0.93	0	12	\$0.00	\$0.00	\$0.00	\$16,032.60
MEDINA, FERNANDO	200-Teacher	\$77,423.84	1.00	0	12	\$0.00	\$0.00	\$0.00	\$8,134.20
MEDINA, STEPHANIE	200-Teacher	\$49,173.02	1.00	0	12	\$0.00	\$0.00	\$0.00	\$8,450.28
MEDRANO, MARISELA	610-Resource Teacher Elementary	\$53,145.04	1.00	0	12	\$0.00	\$0.00	\$0.00	\$10,801.56
MELTZER, LANA	250-Special Education Teacher	\$48,208.94	1.00	0	12	\$0.00	\$0.00	\$0.00	\$27.00
MENO, NATHAN	200-Teacher	\$65,380.12	1.00	0	12	\$0.00	\$0.00	\$0.00	\$9,485.88
MEREDITH, LAURA	200-Teacher	\$62,266.10	1.00	0	12	\$0.00	\$0.00	\$0.00	\$27.00
MERGENS, NICOLE	200-Teacher	\$60,401.90	1.00	0	12	\$0.00	\$0.00	\$0.00	\$6,284.20
MERK, MICHELLE	200-Teacher	\$69,020.11	0.98	0	12	\$0.00	\$0.00	\$0.00	\$22,179.24
MERKEL, BRANDON	200-Teacher	\$49,173.02	1.00	0	12	\$0.00	\$0.00	\$0.00	\$6,181.00
MERTOGLU, DAVID	200-Teacher	\$56,483.96	1.00	0	12	\$0.00	\$0.00	\$0.00	\$15,643.80
MEUTH, HEIDI	200-Teacher	\$51,140.96	1.00	0	12	\$0.00	\$0.00	\$0.00	\$8,450.28
MEYER, REBECCA	200-Teacher	\$78,354.12	0.80	0	12	\$0.00	\$0.00	\$0.00	\$907.80
MICHAEL, BRIANNA	250-Special Education Teacher	\$64,098.06	1.00	0	12	\$0.00	\$0.00	\$0.00	\$8,195.64
MICHAEL, DANYA	200-Teacher	\$54,207.92	1.00	0	12	\$0.00	\$0.00	\$0.00	\$27.00
Michaels, Carry A	200-Teacher	\$50,907.75	0.92	30	0	\$0.00	\$0.00	\$0.00	\$7,100.00
MICHALSKI, MAGDALENA	610-Resource Teacher Elementary	\$63,513.06	1.00	0	12	\$0.00	\$0.00	\$0.00	\$14,919.96
MICHALSKI, MATTHEW	200-Teacher	\$85,484.10	1.00	0	12	\$0.00	\$0.00	\$0.00	\$15,854.76
Milan, Kurt J	200-Teacher	\$33,115.00	0.83	0	0	\$0.00	\$0.00	\$0.00	\$7,100.00
MILISON, ALISON	250-Special Education Teacher	\$49,173.02	1.00	0	12	\$0.00	\$0.00	\$0.00	\$22,357.08

Name	Position	Base Salary	FTE	Vacation Days	Sick Days	Bonuses	Annuities	Retirement Enhancements	Other Benefits
MILLARD, KIMBERLY	250-Special Education Teacher	\$76,487.06	1.00	0	12	\$0.00	\$0.00	\$0.00	\$15,828.28
MILLER, ANGELA	200-Teacher	\$58,742.06	1.00	0	12	\$0.00	\$0.00	\$0.00	\$9,415.32
MILLER, JANNA	200-Teacher	\$63,513.06	1.00	0	12	\$0.00	\$0.00	\$0.00	\$160.12
MILLER, KIM	202-Bilingual Education Teacher	\$105,005.94	1.00	0	12	\$0.00	\$0.00	\$0.00	\$10,801.56
MINNER, KRISTEN	610-Resource Teacher Elementary	\$78,139.88	1.00	0	12	\$0.00	\$0.00	\$0.00	\$27.00
MINOGUE, MELISSA	200-Teacher	\$57,525.26	1.00	0	12	\$0.00	\$0.00	\$0.00	\$27.00
MINSTER, AMANDA	200-Teacher	\$54,291.12	1.00	0	12	\$0.00	\$0.00	\$0.00	\$10,723.64
MIRON, LUC	610-Resource Teacher Elementary	\$96,897.06	1.00	0	12	\$0.00	\$0.00	\$0.00	\$22,357.08
MITCHELL, KATHLEEN	200-Teacher	\$59,915.70	1.00	0	12	\$0.00	\$0.00	\$0.00	\$9,490.92
Mitchell, Laura S	200-Teacher	\$48,513.00	1.00	30	0	\$0.00	\$0.00	\$0.00	\$7,100.00
MITCHELL, STACEY	200-Teacher	\$93,241.98	1.00	0	12	\$0.00	\$0.00	\$0.00	\$22,357.08
MITTY, RANDALL	200-Teacher	\$54,291.12	1.00	0	12	\$0.00	\$0.00	\$0.00	\$9,561.48
MOCKUS, ANDREA	200-Teacher	\$91,467.17	1.00	0	12	\$0.00	\$0.00	\$0.00	\$5,890.12
MOHUNDRO, AMANDA	610-Resource Teacher Elementary	\$28,741.28	0.41	0	12	\$0.00	\$0.00	\$0.00	\$5,548.86
MOLIK, KYLE	104-Assistant Principal	\$106,300.96	1.00	25	12	\$3,500.00	\$0.00	\$11,517.00	\$9,743.76
MOLL, KARALYNN	200-Teacher	\$51,159.94	1.00	0	12	\$0.00	\$0.00	\$0.00	\$27.00
MONROE, SARAH	104-Assistant Principal	\$83,913.94	1.00	0	12	\$3,500.00	\$0.00	\$0.00	\$0.00
MONTGOMERYBRUMMET, DANIELLE	200-Teacher	\$55,355.04	1.00	0	12	\$0.00	\$0.00	\$0.00	\$10,245.96
MORA, EBERTO	101-Assistant/Associate District Superintendent	\$166,048.09	1.00	25	12	\$3,500.00	\$0.00	\$17,776.08	\$17,425.49
MORALES, MONIKA	200-Teacher	\$70,660.98	1.00	0	12	\$0.00	\$0.00	\$0.00	\$427.80
MORAN, TIMOTHY	200-Teacher	\$64,098.06	1.00	0	12	\$0.00	\$0.00	\$0.00	\$22,179.24
MORES, LAURA	200-Teacher	\$52,269.01	0.98	0	12	\$0.00	\$0.00	\$0.00	\$10,646.84
MORRIS, NICOLE	104-Assistant Principal	\$88,723.00	1.00	25	12	\$3,500.00	\$0.00	\$9,675.31	\$19,664.29
MORRISON, AMY	610-Resource Teacher Elementary	\$107,514.16	1.00	0	12	\$0.00	\$0.00	\$0.00	\$345.72
MORTON, ALLYSON	200-Teacher	\$49,054.76	0.98	0	12	\$0.00	\$0.00	\$0.00	\$12,018.32
MOULTON, ROB	250-Special Education Teacher	\$50,157.12	1.00	0	12	\$0.00	\$0.00	\$0.00	\$8,426.76
MRZLAK, EMILY	200-Teacher	\$51,160.20	1.00	0	12	\$0.00	\$0.00	\$0.00	\$8,525.88
MUCHA, MELLISSA	200-Teacher	\$70,124.08	1.00	0	12	\$0.00	\$0.00	\$0.00	\$6,378.12
MUELLER, BRIAN	250-Special Education Teacher	\$97,009.90	1.00	0	12	\$0.00	\$0.00	\$0.00	\$10,671.32
MUELLER, THERESE	200-Teacher	\$85,484.10	1.00	0	12	\$0.00	\$0.00	\$0.00	\$15,854.76
MUENCH, ALLISON N	605-Resource Teacher Reading	\$48,513.00	0.72	30	0	\$0.00	\$0.00	\$0.00	\$7,100.00
MUFTI, AFSHAN	610-Resource Teacher Elementary	\$48,208.94	1.00	0	12	\$0.00	\$0.00	\$0.00	\$8,525.88
MULLEN, KELLY	200-Teacher	\$92,528.02	1.00	0	12	\$0.00	\$0.00	\$0.00	\$1,220.76
MUNOZ, MARLENE	103-Principal	\$104,215.93	1.00	25	12	\$3,500.00	\$0.00	\$11,298.43	\$15,581.66
MUNOZ-GARCIA, LUZ	202-Bilingual Education Teacher	\$91,413.92	1.00	0	12	\$0.00	\$0.00	\$0.00	\$15,764.04
MURDOCH, GABRIELLE	200-Teacher	\$9,270.95	0.19	0	12	\$0.00	\$0.00	\$0.00	\$23.76
MURDOCH, GABRIELLE	610-Resource Teacher Elementary	\$38,937.99	0.81	0	12	\$0.00	\$0.00	\$0.00	\$0.00
MURO, DALILA	610-Resource Teacher Elementary	\$74,417.98	1.00	0	12	\$0.00	\$0.00	\$0.00	\$21,315.24

Name	Position	Base Salary	FTE	Vacation Days	Sick Days	Bonuses	Annuities	Retirement Enhancements	Other Benefits
MURPHY, ANGELA	200-Teacher	\$44,161.00	0.83	0	12	\$0.00	\$0.00	\$0.00	\$14,337.00
MURPHY, ANGELA	203-English as a Second Language Teacher	\$9,045.14	0.17	0	0	\$0.00	\$0.00	\$0.00	\$0.00
MURPHY, ASHLEY	200-Teacher	\$57,525.00	1.00	0	12	\$0.00	\$0.00	\$0.00	\$9,485.88
MURPHY, KELLEY	103-Principal	\$108,427.01	1.00	25	12	\$3,500.00	\$0.00	\$11,739.74	\$13,897.44
MURRAY, ALEXANDRA	250-Special Education Teacher	\$57,587.92	1.00	0	12	\$0.00	\$0.00	\$0.00	\$6,378.12
MURRAY, ROBERT	250-Special Education Teacher	\$89,127.50	0.99	0	12	\$0.00	\$0.00	\$0.00	\$22,357.08
MUSSACHIO, STEPHANIE	610-Resource Teacher Elementary	\$62,266.10	1.00	0	12	\$0.00	\$0.00	\$0.00	\$15,762.36
MUTOLO, JENNETTE	200-Teacher	\$57,525.00	1.00	0	12	\$0.00	\$0.00	\$0.00	\$27.00
NACKE, SHELLEY	101-Assistant/Associate District Superintendent	\$198,832.07	1.00	25	12	\$3,500.00	\$0.00	\$21,210.50	\$9,701.19
NALBONO, NICOLE	200-Teacher	\$61,044.88	1.00	0	12	\$0.00	\$0.00	\$0.00	\$27.00
NANGLE, KATE	200-Teacher	\$105,005.94	1.00	0	12	\$0.00	\$0.00	\$0.00	\$9,485.88
NAPPER, DANIEL	200-Teacher	\$69,103.51	1.00	0	12	\$0.00	\$0.00	\$0.00	\$15,792.84
NATALE, JOSEPH	200-Teacher	\$62,266.10	1.00	0	12	\$0.00	\$0.00	\$0.00	\$15,643.80
NAVARRO, MARIA	610-Resource Teacher Elementary	\$109,248.10	1.00	0	12	\$0.00	\$0.00	\$0.00	\$907.80
NEGI, KATHLEEN	200-Teacher	\$65,341.57	0.90	0	12	\$0.00	\$0.00	\$0.00	\$1,041.53
NEITZEL, CATHRYN	200-Teacher	\$97,009.90	1.00	0	12	\$0.00	\$0.00	\$0.00	\$15,130.92
NELSEN, JENNA	200-Teacher	\$65,380.12	1.00	0	12	\$0.00	\$0.00	\$0.00	\$9,485.88
NELSEN, ZACHARY	200-Teacher	\$56,397.90	1.00	0	12	\$0.00	\$0.00	\$0.00	\$15,968.72
NELSON, MATTHEW	200-Teacher	\$91,413.92	1.00	0	12	\$0.00	\$0.00	\$0.00	\$1,085.64
NELSON, NICOLE	250-Special Education Teacher	\$78,048.10	1.00	0	12	\$0.00	\$0.00	\$0.00	\$8,426.76
NERJA, PATRICK	200-Teacher	\$52,184.08	1.00	0	12	\$0.00	\$0.00	\$0.00	\$14,371.80
NEU, ELISA	250-Special Education Teacher	\$54,740.14	0.95	0	12	\$0.00	\$0.00	\$0.00	\$15,461.16
NEUMAN, SARAH	250-Special Education Teacher	\$62,337.09	0.97	0	12	\$0.00	\$0.00	\$0.00	\$27.00
NEUZIL, ANGELA	200-Teacher	\$54,228.74	0.96	0	12	\$0.00	\$0.00	\$0.00	\$0.00
NEWTON, THERESA	610-Resource Teacher Elementary	\$95,142.06	1.00	0	12	\$0.00	\$0.00	\$0.00	\$1,085.64
NI, CHRISTOPHER	250-Special Education Teacher	\$51,159.94	1.00	0	12	\$0.00	\$0.00	\$0.00	\$8,450.28
NICKELS, CELESTINE	200-Teacher	\$64,098.06	1.00	0	12	\$0.00	\$0.00	\$0.00	\$1,085.64
NIELSEN, ERIN	250-Special Education Teacher	\$53,910.08	0.99	0	12	\$0.00	\$0.00	\$0.00	\$131.64
NIELSEN, JONATHAN	200-Teacher	\$54,207.92	1.00	0	12	\$0.00	\$0.00	\$0.00	\$10,979.40
NIEMIEC, BRYNN	200-Teacher	\$86,141.12	1.00	0	12	\$0.00	\$0.00	\$0.00	\$15,643.80
NIETO, PILAR	202-Bilingual Education Teacher	\$78,139.88	1.00	0	12	\$0.00	\$0.00	\$0.00	\$1,085.64
NISI, ERIN	610-Resource Teacher Elementary	\$67,941.90	1.00	0	12	\$0.00	\$0.00	\$0.00	\$183.96
NOLAN, JENNIFER	103-Principal	\$104,215.93	1.00	25	12	\$3,500.00	\$0.00	\$11,298.43	\$22,463.74
NOLTE, REBECCA	200-Teacher	\$61,272.38	0.99	0	12	\$0.00	\$0.00	\$0.00	\$15,879.80
NORKUS, KATE	200-Teacher	\$82,163.90	1.00	0	12	\$0.00	\$0.00	\$0.00	\$19,765.08
NORTON, TINA	200-Teacher	\$59,849.13	1.00	0	12	\$0.00	\$0.00	\$0.00	\$183.96
NOSBISCH, REED	250-Special Education Teacher	\$102,984.96	1.00	0	12	\$0.00	\$0.00	\$0.00	\$22,492.20
NOTTOLINI, CHARLENE	200-Teacher	\$81,172.00	1.00	0	12	\$0.00	\$0.00	\$0.00	\$22,179.24

Name	Position	Base Salary	FTE	Vacation Days	Sick Days	Bonuses	Annuities	Retirement Enhancements	Other Benefits
NOWAK, DAVID	107-General Administrator or General Supervisor	\$107,848.06	1.00	25	12	\$3,500.00	\$0.00	\$11,678.93	\$22,091.62
NOWOTNIK, MACKENZIE	250-Special Education Teacher	\$49,173.02	1.00	0	12	\$0.00	\$0.00	\$0.00	\$9,485.88
NUNEZ, SHANNON	251-Bilingual Special Education Teacher	\$81,172.00	1.00	0	12	\$0.00	\$0.00	\$0.00	\$14,919.96
NYQUIST, CHRISTINA	200-Teacher	\$24,369.36	0.51	0	6	\$0.00	\$0.00	\$0.00	\$11,425.26
OBRIEN, JILLIAN	200-Teacher	\$62,840.96	1.00	0	12	\$0.00	\$0.00	\$0.00	\$15,486.84
OBRIEN, KATHRYN	200-Teacher	\$74,986.08	1.00	0	12	\$0.00	\$0.00	\$0.00	\$427.80
OBRIEN, KEVIN	200-Teacher	\$64,098.06	1.00	0	12	\$0.00	\$0.00	\$0.00	\$20.52
OBRIEN, PATRICK	200-Teacher	\$91,413.92	1.00	0	12	\$0.00	\$0.00	\$0.00	\$27.00
OBRZUTHOFMANN, HEIDE	200-Teacher	\$51,159.94	1.00	0	12	\$0.00	\$0.00	\$0.00	\$72.84
OCAMPO, JESSICA	250-Special Education Teacher	\$44,557.77	0.80	0	12	\$0.00	\$0.00	\$0.00	\$8,425.71
OCONNOR, MICHAEL	200-Teacher	\$79,608.10	1.00	0	12	\$0.00	\$0.00	\$0.00	\$27.00
Oddo, Lesli M	200-Teacher	\$45,320.00	1.00	30	0	\$0.00	\$0.00	\$0.00	\$7,100.00
ODOM, ALEXANDER	200-Teacher	\$56,461.08	1.00	0	12	\$0.00	\$0.00	\$0.00	\$22,179.24
ODONNELL, AMY	200-Teacher	\$72,074.08	1.00	0	12	\$0.00	\$0.00	\$0.00	\$20,178.60
O'Donnell, Shannon	250-Special Education Teacher	\$46,375.75	1.00	30	0	\$0.00	\$0.00	\$0.00	\$7,100.00
OESTERREICH, NANCY	107-General Administrator or General Supervisor	\$105,734.15	1.00	25	12	\$0.00	\$0.00	\$11,076.97	\$9,624.73
OHALLERAN, ALEXIS	200-Teacher	\$48,208.94	1.00	0	12	\$0.00	\$0.00	\$0.00	\$5,642.52
OHARA, MARIA	200-Teacher	\$52,163.02	1.00	0	12	\$0.00	\$0.00	\$0.00	\$9,536.28
OHARA, MELISSA	200-Teacher	\$70,660.98	1.00	0	12	\$0.00	\$0.00	\$0.00	\$22,357.08
OHERRON, AMY	200-Teacher	\$66,686.88	1.00	0	12	\$0.00	\$0.00	\$0.00	\$427.80
OLIVA, SANDRA	200-Teacher	\$30,142.20	0.46	0	12	\$0.00	\$0.00	\$0.00	\$27.00
OLIVER, MICHELLE	200-Teacher	\$57,857.70	0.84	0	12	\$0.00	\$0.00	\$0.00	\$15,676.92
ONEAL, BAILY	250-Special Education Teacher	\$49,173.02	1.00	0	12	\$0.00	\$0.00	\$0.00	\$7,679.40
OREILLY, JAMES	200-Teacher	\$53,145.04	1.00	0	12	\$0.00	\$0.00	\$0.00	\$9,942.44
OROS, LINDSEY	200-Teacher	\$52,779.11	0.97	0	12	\$0.00	\$0.00	\$0.00	\$9,485.88
OROZCO, DANIELA	202-Bilingual Education Teacher	\$51,159.94	1.00	0	12	\$0.00	\$0.00	\$0.00	\$7,068.84
ORTIZ, CARMEN	610-Resource Teacher Elementary	\$86,141.12	1.00	0	12	\$0.00	\$0.00	\$0.00	\$8,523.96
OSTERBERG, RYAN	200-Teacher	\$48,208.94	1.00	0	12	\$0.00	\$0.00	\$0.00	\$9,479.40
OTOOLE, SARA	200-Teacher	\$73,516.04	1.00	0	12	\$0.00	\$0.00	\$0.00	\$6,302.52
OTTINGER, NICOLE	200-Teacher	\$58,742.06	1.00	0	12	\$0.00	\$0.00	\$0.00	\$15,821.64
OZARKA, NICHOLAS	200-Teacher	\$69,277.00	1.00	0	12	\$0.00	\$0.00	\$0.00	\$8,450.28
PAALMAN, PAULINE M	250-Special Education Teacher	\$66,686.88	1.00	0	12	\$0.00	\$0.00	\$0.00	\$15,973.32
PAGANO, BRITTANY	200-Teacher	\$68,749.98	1.00	0	12	\$0.00	\$0.00	\$0.00	\$6,378.12
PALAZZO, MISTY	200-Teacher	\$57,762.90	1.00	0	12	\$0.00	\$0.00	\$0.00	\$19,765.08
PALLAN, HEIDI	200-Teacher	\$49,173.02	1.00	0	12	\$0.00	\$0.00	\$0.00	\$6,302.52
PANZARELLA, ALLISON	200-Teacher	\$51,159.94	1.00	0	12	\$0.00	\$0.00	\$0.00	\$8,525.88
PAPECK, LISA	200-Teacher	\$72,074.08	1.00	0	12	\$0.00	\$0.00	\$0.00	\$6,231.96
PARADISE, GRETCHEN	200-Teacher	\$48,208.94	1.00	0	12	\$0.00	\$0.00	\$0.00	\$20,000.76

Name	Position	Base Salary	FTE	Vacation Days	Sick Days	Bonuses	Annuities	Retirement Enhancements	Other Benefits
PAREDERO, JENNIFER	610-Resource Teacher Elementary	\$52,344.64	0.84	0	12	\$0.00	\$0.00	\$0.00	\$357.24
PARISE, ANTHONY	200-Teacher	\$93,241.98	1.00	0	12	\$0.00	\$0.00	\$0.00	\$22,179.24
PARISI, THOMAS	107-General Administrator or General Supervisor	\$134,816.90	1.00	25	12	\$3,500.00	\$0.00	\$14,504.13	\$9,921.69
PARKER, JENNIFER	200-Teacher	\$54,291.12	1.00	0	12	\$0.00	\$0.00	\$0.00	\$9,231.24
PARTRIDGE, SARAH	200-Teacher	\$70,769.92	1.00	0	12	\$0.00	\$0.00	\$0.00	\$22,179.24
PASENELLI, JAIMY	200-Teacher	\$45,265.81	0.82	0	12	\$0.00	\$0.00	\$0.00	\$10,556.76
PASQUALE, MARY	125-Head of Gen Ed (Depart chair admin endorsement held)	\$76,613.71	0.80	0	12	\$3,500.00	\$0.00	\$0.00	\$0.00
PASQUALE, MARY	200-Teacher	\$17,029.20	0.20	0	0	\$0.00	\$0.00	\$0.00	\$0.00
PATEL, RICHA	201-Reading Teacher	\$48,581.24	0.78	0	12	\$0.00	\$0.00	\$0.00	\$14,169.23
PAUZUOLIS, NICOLE	250-Special Education Teacher	\$65,380.12	1.00	0	12	\$0.00	\$0.00	\$0.00	\$9,097.32
PAWLOWSKI, JAMIE	250-Special Education Teacher	\$62,771.02	1.00	0	12	\$0.00	\$0.00	\$0.00	\$6,247.56
PAZ, JENNIFER	200-Teacher	\$57,587.92	1.00	0	12	\$0.00	\$0.00	\$0.00	\$16,420.86
PAZOSDIAZ, PATRICIA	202-Bilingual Education Teacher	\$67,479.10	1.00	0	12	\$0.00	\$0.00	\$0.00	\$20.52
PEARA, SARAH	200-Teacher	\$53,226.94	1.00	0	12	\$0.00	\$0.00	\$0.00	\$9,517.96
PEELOJOHNSON, JESSICA	250-Special Education Teacher	\$61,540.96	1.00	0	12	\$0.00	\$0.00	\$0.00	\$9,415.32
PENNELLA, SARA	200-Teacher	\$33,708.86	0.55	0	12	\$0.00	\$0.00	\$0.00	\$10,979.40
PENNELLA, SARA	201-Reading Teacher	\$22,472.57	0.37	0	0	\$0.00	\$0.00	\$0.00	\$0.00
PENNINGTON, RICHARD	200-Teacher	\$62,266.10	1.00	0	12	\$0.00	\$0.00	\$0.00	\$10,979.40
PEREZ, MINERVA	610-Resource Teacher Elementary	\$109,248.10	1.00	0	12	\$0.00	\$0.00	\$0.00	\$16,032.60
PEREZ, REBECCA	610-Resource Teacher Elementary	\$51,140.96	1.00	0	12	\$0.00	\$0.00	\$0.00	\$27.00
PERKINS, RUTH	610-Resource Teacher Elementary	\$62,234.39	1.00	0	12	\$0.00	\$0.00	\$0.00	\$27.00
Peters, Catherine	200-Teacher	\$54,545.00	1.00	30	0	\$0.00	\$0.00	\$0.00	\$7,100.00
PETERSEN, DORENE	200-Teacher	\$111,720.70	1.00	0	12	\$0.00	\$0.00	\$0.00	\$15,854.76
PETERSEN, WILLIAM	200-Teacher	\$94,380.00	1.00	0	12	\$0.00	\$0.00	\$0.00	\$6,427.80
PETERSON, EMILY	200-Teacher	\$61,044.88	1.00	0	12	\$0.00	\$0.00	\$0.00	\$9,920.76
PETERSON, JACQUELINE	200-Teacher	\$62,266.10	1.00	0	12	\$0.00	\$0.00	\$0.00	\$27.00
PETERSON, JILL	200-Teacher	\$59,151.04	1.00	0	12	\$0.00	\$0.00	\$0.00	\$15,591.48
PETERSON, ZACHARY	200-Teacher	\$62,266.10	1.00	0	12	\$0.00	\$0.00	\$0.00	\$6,858.12
PETRY, SHANNON	203-English as a Second Language Teacher	\$50,157.12	1.00	0	12	\$0.00	\$0.00	\$0.00	\$9,561.48
PFLEDERER, MARY	610-Resource Teacher Elementary	\$111,720.70	1.00	0	12	\$0.00	\$0.00	\$0.00	\$907.80
PICOLOTTI, HEATHER	200-Teacher	\$78,140.14	1.00	0	12	\$0.00	\$0.00	\$0.00	\$15,854.76
PIEL, JILLIAN	200-Teacher	\$57,613.92	1.00	0	12	\$0.00	\$0.00	\$0.00	\$27.00
PIEPER, JENNIFER	610-Resource Teacher Elementary	\$81,172.00	1.00	0	12	\$0.00	\$0.00	\$0.00	\$6,302.52
PILUT, DONNA	200-Teacher	\$61,044.88	1.00	0	12	\$0.00	\$0.00	\$0.00	\$27.00
PINGITORE, VIRGINIA	250-Special Education Teacher	\$66,079.00	1.00	0	12	\$0.00	\$0.00	\$0.00	\$9,485.88
PIRTLE, JOE	200-Teacher	\$62,748.14	1.00	0	12	\$0.00	\$0.00	\$0.00	\$17,136.12
PITTNER, STEVEN	200-Teacher	\$105,043.90	1.00	0	12	\$0.00	\$0.00	\$0.00	\$1,214.28
PIZZOLATO, KRISTINE	200-Teacher	\$89,620.18	1.00	0	12	\$0.00	\$0.00	\$0.00	\$27.00

Name	Position	Base Salary	FTE	Vacation Days	Sick Days	Bonuses	Annuities	Retirement Enhancements	Other Benefits
PLACZKOWSKI, EMILY	200-Teacher	\$60,710.08	0.93	0	12	\$0.00	\$0.00	\$0.00	\$10,245.96
PLOETZ, HANNAH	251-Bilingual Special Education Teacher	\$59,848.88	1.00	0	12	\$0.00	\$0.00	\$0.00	\$9,485.88
PLONA, RENE	610-Resource Teacher Elementary	\$32,412.54	0.61	0	8	\$0.00	\$0.00	\$0.00	\$19.44
POCIASK, DAWN	200-Teacher	\$89,851.06	1.00	0	12	\$0.00	\$0.00	\$0.00	\$16,136.04
POCZTOWSKI, JOSEPH	200-Teacher	\$55,355.04	1.00	0	12	\$0.00	\$0.00	\$0.00	\$0.00
PODGORSKI, KELSEY	200-Teacher	\$65,514.05	1.00	0	12	\$0.00	\$0.00	\$0.00	\$21.60
POKORNY, KEVIN	200-Teacher	\$107,421.34	1.00	0	12	\$0.00	\$0.00	\$0.00	\$907.80
POLICKY, MITCHELL	200-Teacher	\$48,208.94	1.00	0	12	\$0.00	\$0.00	\$0.00	\$10,214.36
POLLOCK, VICTORIA	200-Teacher	\$50,316.64	0.98	0	12	\$0.00	\$0.00	\$0.00	\$12,098.60
POLOMOLINA, JUAN	202-Bilingual Education Teacher	\$76,515.92	1.00	0	12	\$0.00	\$0.00	\$0.00	\$647.08
PONTE, GASPAR	202-Bilingual Education Teacher	\$89,619.92	1.00	0	12	\$0.00	\$0.00	\$0.00	\$10,801.56
POOL, NICOLAS	104-Assistant Principal	\$76,711.23	0.81	25	12	\$3,500.00	\$0.00	\$8,345.47	\$5,288.46
POORE, JANET	604-Resource Teacher English/Language Arts	\$67,653.56	1.00	0	12	\$0.00	\$0.00	\$0.00	\$9,485.88
POPE, NICHOLAS	200-Teacher	\$86,141.12	1.00	0	12	\$0.00	\$0.00	\$0.00	\$1,085.64
POPP, ELIZABETH	200-Teacher	\$49,173.02	1.00	0	12	\$0.00	\$0.00	\$0.00	\$8,450.28
PORSCHKE, BRITTANY	103-Principal	\$122,108.05	1.00	25	12	\$3,500.00	\$0.00	\$13,173.12	\$22,508.92
PORTER, JENNIFER	114-Chief School Business Official	\$180,088.92	1.00	25	12	\$3,500.00	\$0.00	\$19,247.15	\$22,782.90
PORTOKALIS, LEANDER	200-Teacher	\$70,205.98	1.00	0	12	\$0.00	\$0.00	\$0.00	\$27.00
POTTER, SAMANTHA	250-Special Education Teacher	\$61,361.35	1.00	0	12	\$0.00	\$0.00	\$0.00	\$9,485.88
POWERS, HOLLY	200-Teacher	\$48,208.94	1.00	0	12	\$0.00	\$0.00	\$0.00	\$5,642.52
POWERS, LAURA	611-Resource Teacher Other	\$62,840.96	1.00	0	12	\$0.00	\$0.00	\$0.00	\$1,056.84
PRANTALOS, CAREY	200-Teacher	\$63,585.86	1.00	0	12	\$0.00	\$0.00	\$0.00	\$22,179.24
PRICE, NICOLE	200-Teacher	\$58,236.14	0.86	0	12	\$0.00	\$0.00	\$0.00	\$1,843.83
PRICEJR, BRIAN	250-Special Education Teacher	\$58,742.06	1.00	0	12	\$0.00	\$0.00	\$0.00	\$13,697.73
PRIYMA, OLESYA	200-Teacher	\$55,803.02	1.00	0	12	\$0.00	\$0.00	\$0.00	\$15,769.32
PROSSER, PATRICIA	200-Teacher	\$73,516.04	1.00	0	12	\$0.00	\$0.00	\$0.00	\$15,643.80
PURKIS, JANE A	200-Teacher	\$52,184.08	1.00	0	12	\$0.00	\$0.00	\$0.00	\$821.40
QUANSTRUM, KAYLA	200-Teacher	\$26,864.45	0.51	0	6	\$0.00	\$0.00	\$0.00	\$3,678.78
QUENETT, ELAINE	200-Teacher	\$72,074.10	1.00	0	12	\$0.00	\$0.00	\$0.00	\$1,085.64
QUICK, HEATHER	250-Special Education Teacher	\$74,986.08	1.00	0	12	\$0.00	\$0.00	\$0.00	\$6,378.12
QUINTEROGAITAN, CLAUDIA	202-Bilingual Education Teacher	\$53,145.04	1.00	0	12	\$0.00	\$0.00	\$0.00	\$15,486.84
QUITNO, ROBERT	104-Assistant Principal	\$121,455.96	1.00	25	12	\$3,500.00	\$0.00	\$13,104.76	\$18,302.70
RAHIMI, NICHOLAS	200-Teacher	\$49,173.02	1.00	0	12	\$0.00	\$0.00	\$0.00	\$20.52
RAHIMI, STEPHANIE	200-Teacher	\$66,609.92	1.00	0	12	\$0.00	\$0.00	\$0.00	\$15,643.80
RAHN, KEVIN	200-Teacher	\$97,009.90	1.00	0	12	\$0.00	\$0.00	\$0.00	\$15,387.48
RAISTRICK, MARK	200-Teacher	\$62,840.96	1.00	0	12	\$0.00	\$0.00	\$0.00	\$16,032.60
RAKOWSKI, ANDREW	200-Teacher	\$72,074.08	1.00	0	12	\$0.00	\$0.00	\$0.00	\$1,085.64
RAMOSGARCIA, ANA	202-Bilingual Education Teacher	\$61,140.04	1.00	0	12	\$0.00	\$0.00	\$0.00	\$352.20

Name	Position	Base Salary	FTE	Vacation Days	Sick Days	Bonuses	Annuities	Retirement Enhancements	Other Benefits
RANDL, JAMIE	104-Assistant Principal	\$103,659.92	1.00	25	12	\$3,500.00	\$0.00	\$11,240.45	\$15,579.22
RANDL, RONDA	200-Teacher	\$81,172.00	1.00	0	12	\$0.00	\$0.00	\$0.00	\$15,821.64
RASMUSSEN, PATRICIA	200-Teacher	\$69,303.00	1.00	0	12	\$0.00	\$0.00	\$0.00	\$27.00
RATH, TAMMY	200-Teacher	\$86,141.12	1.00	0	12	\$0.00	\$0.00	\$0.00	\$907.80
RAU, EMILY	200-Teacher	\$50,157.12	1.00	0	12	\$0.00	\$0.00	\$0.00	\$27.00
RAUE, SHEREE	200-Teacher	\$69,303.00	1.00	0	12	\$0.00	\$0.00	\$0.00	\$27.00
RAY, KELLY	250-Special Education Teacher	\$76,487.06	1.00	0	12	\$0.00	\$0.00	\$0.00	\$9,485.88
RAYNER, CHRISTINA	611-Resource Teacher Other	\$97,009.92	1.00	0	12	\$0.00	\$0.00	\$0.00	\$22,179.24
RECZEK, STEPHEN	200-Teacher	\$55,388.01	1.00	0	12	\$0.00	\$0.00	\$0.00	\$6,378.12
REDMER, STEPHANIE	200-Teacher	\$57,613.92	1.00	0	12	\$0.00	\$0.00	\$0.00	\$16,313.88
REDMOND, GEORGIA	200-Teacher	\$49,173.02	1.00	0	12	\$0.00	\$0.00	\$0.00	\$8,455.32
REGUL, NANCY	104-Assistant Principal	\$107,903.12	1.00	25	12	\$3,500.00	\$0.00	\$11,684.90	\$15,848.74
REHMUS, JEREMY	202-Bilingual Education Teacher	\$49,173.02	1.00	0	12	\$0.00	\$0.00	\$0.00	\$19,430.28
REIBEL, JONATHON	200-Teacher	\$67,919.02	1.00	0	12	\$0.00	\$0.00	\$0.00	\$15,821.64
REIBEL, ROBERT	250-Special Education Teacher	\$51,159.94	1.00	0	12	\$0.00	\$0.00	\$0.00	\$422.40
REIFF, LAUREN	200-Teacher	\$72,074.08	1.00	0	12	\$0.00	\$0.00	\$0.00	\$9,767.48
REINCKE, ANGELA	103-Principal	\$131,876.53	1.00	25	12	\$3,500.00	\$0.00	\$14,196.38	\$10,871.78
REPENNING, RENEE	200-Teacher	\$61,044.88	1.00	0	12	\$0.00	\$0.00	\$0.00	\$6,378.12
REYESANAYA, MARIA	202-Bilingual Education Teacher	\$64,781.08	1.00	0	12	\$0.00	\$0.00	\$0.00	\$27.00
REYMANN-GOLAT, SHANNON	250-Special Education Teacher	\$56,397.90	1.00	0	12	\$0.00	\$0.00	\$0.00	\$9,561.48
RICCI, ELLEN	250-Special Education Teacher	\$55,377.14	1.00	0	12	\$0.00	\$0.00	\$0.00	\$8,450.36
RICHARD, JENNIFER	200-Teacher	\$64,590.38	0.99	0	12	\$0.00	\$0.00	\$0.00	\$15,643.80
RICHARDSON, RACHEL	200-Teacher	\$87,514.54	0.99	0	12	\$0.00	\$0.00	\$0.00	\$15,643.80
RICHMOND, MADELINE	200-Teacher	\$56,397.90	1.00	0	12	\$0.00	\$0.00	\$0.00	\$9,485.88
RICKS, SAMANTHA	250-Special Education Teacher	\$48,076.50	1.00	0	12	\$0.00	\$0.00	\$0.00	\$27.00
Rigsby, Earl A	200-Teacher	\$50,907.75	1.00	30	0	\$0.00	\$0.00	\$0.00	\$7,100.00
RIOS, CYNTHIA	200-Teacher	\$66,079.26	1.00	0	12	\$0.00	\$0.00	\$0.00	\$27.00
RIVERA, ROSA	200-Teacher	\$49,173.02	1.00	0	12	\$0.00	\$0.00	\$0.00	\$7,734.36
ROBERTS, JAMES	200-Teacher	\$72,074.08	1.00	0	12	\$0.00	\$0.00	\$0.00	\$15,643.80
ROBERTSON, SARAH	200-Teacher	\$52,173.58	0.84	0	12	\$0.00	\$0.00	\$0.00	\$19,059.60
ROBINSON, MOLLY	200-Teacher	\$75,904.92	1.00	0	12	\$0.00	\$0.00	\$0.00	\$15,854.76
ROCK, KRISTIN	200-Teacher	\$56,483.70	1.00	0	12	\$0.00	\$0.00	\$0.00	\$8,450.28
RODMAN, ROSARIO	200-Teacher	\$67,545.85	0.99	0	12	\$0.00	\$0.00	\$0.00	\$940.92
RODMAN, THOMAS	200-Teacher	\$94,996.98	1.00	0	12	\$0.00	\$0.00	\$0.00	\$22,357.08
RODRIGUEZ, EMILY	200-Teacher	\$51,160.20	1.00	0	12	\$0.00	\$0.00	\$0.00	\$6,858.12
RODRIGUEZ, JENNY	202-Bilingual Education Teacher	\$64,781.08	1.00	0	12	\$0.00	\$0.00	\$0.00	\$352.20
RODRIGUEZ, MARIA	202-Bilingual Education Teacher	\$66,686.88	1.00	0	12	\$0.00	\$0.00	\$0.00	\$6,378.12
RODRIGUEZPEREZ, VANESSA	202-Bilingual Education Teacher	\$50,157.12	1.00	0	12	\$0.00	\$0.00	\$0.00	\$15,643.80

Name	Position	Base Salary	FTE	Vacation Days	Sick Days	Bonuses	Annuities	Retirement Enhancements	Other Benefits
ROGERS, CONRAD	200-Teacher	\$69,303.01	1.00	0	12	\$0.00	\$0.00	\$0.00	\$11,322.12
ROHDE, SONYA	200-Teacher	\$57,525.00	1.00	0	12	\$0.00	\$0.00	\$0.00	\$928.68
ROHE, VICTORIA	104-Assistant Principal	\$88,723.00	1.00	25	12	\$3,500.00	\$0.00	\$9,675.31	\$22,223.21
ROHLWING, SUSAN	103-Principal	\$124,549.91	1.00	25	12	\$3,500.00	\$0.00	\$13,428.63	\$242.32
ROHRBACK, PAIGE	200-Teacher	\$50,157.12	1.00	0	12	\$0.00	\$0.00	\$0.00	\$6,284.20
ROJAS, BRANDY	200-Teacher	\$48,208.94	1.00	0	12	\$0.00	\$0.00	\$0.00	\$27.00
ROJAS, DAVID	107-General Administrator or General Supervisor	\$101,626.98	1.00	25	12	\$3,500.00	\$0.00	\$11,027.34	\$23,390.35
ROJAS, LOURDES	202-Bilingual Education Teacher	\$70,769.92	1.00	0	12	\$0.00	\$0.00	\$0.00	\$6,247.56
ROKOS, MADISON	250-Special Education Teacher	\$48,208.94	1.00	0	12	\$0.00	\$0.00	\$0.00	\$27.00
ROLLINS, ANNA-CARIN	250-Special Education Teacher	\$48,208.94	1.00	0	12	\$0.00	\$0.00	\$0.00	\$27.00
ROMEROCLAUDIO, CARMEN	202-Bilingual Education Teacher	\$55,291.07	1.00	0	12	\$0.00	\$0.00	\$0.00	\$27.00
ROSA, KARINA	202-Bilingual Education Teacher	\$69,303.00	1.00	0	12	\$0.00	\$0.00	\$0.00	\$15,821.64
ROSALES, MATI	200-Teacher	\$53,620.18	0.97	0	12	\$0.00	\$0.00	\$0.00	\$23.76
ROSENBERG, HEATHER	200-Teacher	\$60,401.90	1.00	0	12	\$0.00	\$0.00	\$0.00	\$6,378.12
ROSENBLOOM, ADAM	250-Special Education Teacher	\$58,676.02	1.00	0	12	\$0.00	\$0.00	\$0.00	\$6,371.64
ROSS, KAITLIN	200-Teacher	\$72,074.08	1.00	0	12	\$0.00	\$0.00	\$0.00	\$907.80
ROSSI, JOSEPH	200-Teacher	\$59,151.04	1.00	0	12	\$0.00	\$0.00	\$0.00	\$9,245.56
ROSSLER, AMBER	610-Resource Teacher Elementary	\$93,277.08	1.00	0	12	\$0.00	\$0.00	\$0.00	\$15,821.64
ROTENBERRY, BETHANY	200-Teacher	\$87,863.10	1.00	0	12	\$0.00	\$0.00	\$0.00	\$22,179.24
ROTHECKER, KRISTA	200-Teacher	\$66,155.96	1.00	0	12	\$0.00	\$0.00	\$0.00	\$1,085.64
ROTONDI, TRACY	250-Special Education Teacher	\$59,848.88	1.00	0	12	\$0.00	\$0.00	\$3,687.10	\$27.00
ROY, MONA	200-Teacher	\$70,124.08	1.00	0	12	\$0.00	\$0.00	\$0.00	\$821.40
RUBIOVICTORIA, SILVIA	202-Bilingual Education Teacher	\$65,308.10	1.00	0	12	\$0.00	\$0.00	\$0.00	\$297.24
RUDELICH, ALYSSA	250-Special Education Teacher	\$62,234.38	1.00	0	12	\$0.00	\$0.00	\$0.00	\$0.00
RUFER, NOA	200-Teacher	\$51,140.96	1.00	0	12	\$0.00	\$0.00	\$0.00	\$5,605.88
RUIZ, NARELY	202-Bilingual Education Teacher	\$48,208.94	1.00	0	12	\$0.00	\$0.00	\$0.00	\$6,334.60
RUIZ, PATRICIA	200-Teacher	\$68,749.98	1.00	0	12	\$0.00	\$0.00	\$0.00	\$15,821.64
RUMORO, DAVID	104-Assistant Principal	\$102,759.08	1.00	25	12	\$3,710.00	\$0.00	\$11,175.74	\$6,378.41
RUPNICK, SONYA	200-Teacher	\$65,380.12	1.00	0	12	\$0.00	\$0.00	\$0.00	\$27.00
RUSCETTI, FRANCESCA	200-Teacher	\$47,888.91	0.90	0	12	\$0.00	\$0.00	\$0.00	\$27.00
RUSSELL, JASON	200-Teacher	\$92,528.02	1.00	0	12	\$0.00	\$0.00	\$0.00	\$22,357.08
RUSSELL, MICHELLE	200-Teacher	\$93,277.08	1.00	0	12	\$0.00	\$0.00	\$0.00	\$5,977.32
RUSSO, ZOKI	200-Teacher	\$82,794.92	1.00	0	12	\$0.00	\$0.00	\$0.00	\$19,587.24
RUZINOK, MAUREEN	200-Teacher	\$49,173.02	1.00	0	12	\$0.00	\$0.00	\$0.00	\$27.00
RUZINOK, THOMAS	103-Principal	\$138,192.08	1.00	25	12	\$3,500.00	\$0.00	\$14,857.85	\$15,647.40
RYAN, KEVIN	200-Teacher	\$59,848.91	1.00	0	12	\$0.00	\$0.00	\$0.00	\$9,269.08
RYAN, STEPHANIE	200-Teacher	\$72,101.90	1.00	0	12	\$0.00	\$0.00	\$0.00	\$15,854.76
RYDZ, GERI	200-Teacher	\$93,482.22	1.00	0	12	\$0.00	\$0.00	\$0.00	\$6,378.12

Name	Position	Base Salary	FTE	Vacation Days	Sick Days	Bonuses	Annuities	Retirement Enhancements	Other Benefits
RYNEARSON, ANDREA	610-Resource Teacher Elementary	\$51,140.96	1.00	0	12	\$0.00	\$0.00	\$0.00	\$328.68
RYTINA, JENNIFER	200-Teacher	\$79,578.98	1.00	0	12	\$0.00	\$0.00	\$0.00	\$183.96
SABO, KEVIN	200-Teacher	\$53,226.94	1.00	0	12	\$0.00	\$0.00	\$0.00	\$15,558.36
SABROWSKIE, LAURA	200-Teacher	\$73,516.04	1.00	0	12	\$0.00	\$0.00	\$0.00	\$10,801.56
SAINSBURY, AARON	250-Special Education Teacher	\$78,018.98	1.00	0	12	\$0.00	\$0.00	\$0.00	\$9,485.88
SAINSBURY, KRISTIN	101-Assistant/Associate District Superintendent	\$153,703.90	1.00	25	12	\$3,500.00	\$0.00	\$16,483.04	\$17,381.76
SAKOLARI, ANGELA	200-Teacher	\$50,859.97	0.99	0	12	\$0.00	\$0.00	\$0.00	\$27.00
SALAZAR, ALONDRA	202-Bilingual Education Teacher	\$49,173.02	1.00	0	12	\$0.00	\$0.00	\$0.00	\$10,516.44
SALAZAR, BASILIO	107-General Administrator or General Supervisor	\$154,506.88	1.00	25	12	\$3,500.00	\$0.00	\$16,567.00	\$22,356.40
SALGADO, ELIDETH	202-Bilingual Education Teacher	\$49,173.02	1.00	0	12	\$0.00	\$0.00	\$0.00	\$9,485.88
SALGADO, LEON	202-Bilingual Education Teacher	\$95,142.06	1.00	0	12	\$0.00	\$0.00	\$0.00	\$27.00
SALIFOSKI, DANIELLE	200-Teacher	\$56,461.08	1.00	0	12	\$0.00	\$0.00	\$0.00	\$15,643.80
SALINAS, JONELLE	200-Teacher	\$62,840.96	1.00	0	12	\$0.00	\$0.00	\$0.00	\$27.00
SAMARGIS, ELAINA	200-Teacher	\$55,355.04	1.00	0	12	\$0.00	\$0.00	\$0.00	\$8,450.28
SAMUELSON, ERIC	200-Teacher	\$63,513.06	1.00	0	12	\$0.00	\$0.00	\$0.00	\$10,979.40
SANCHEZ, ANDREA	610-Resource Teacher Elementary	\$57,577.44	0.99	0	12	\$0.00	\$0.00	\$0.00	\$27.00
SANCHEZGONZALVEZ, MARIA	202-Bilingual Education Teacher	\$66,079.00	1.00	0	12	\$0.00	\$0.00	\$0.00	\$3,326.20
SANFORD, BRIAN	200-Teacher	\$73,630.96	1.00	0	12	\$0.00	\$0.00	\$0.00	\$9,485.88
SANKEY, STEVEN	200-Teacher	\$76,606.92	1.00	0	12	\$0.00	\$0.00	\$0.00	\$15,643.80
SANTELLA, PATRICIA	125-Head of Gen Ed (Depart chair admin endorsement held)	\$84,587.17	0.80	0	12	\$3,500.00	\$0.00	\$0.00	\$0.00
SANTELLA, PATRICIA	200-Teacher	\$18,801.36	0.20	0	0	\$0.00	\$0.00	\$0.00	\$0.00
SANTOSDIAZ, CHRISTINE	104-Assistant Principal	\$82,268.12	1.00	0	12	\$3,500.00	\$0.00	\$8,917.94	\$8,472.82
SANTUCCI, JOSEPH	200-Teacher	\$72,074.08	1.00	0	12	\$0.00	\$0.00	\$0.00	\$6,378.12
SANZONE, DOMINIC	200-Teacher	\$49,173.02	1.00	0	12	\$0.00	\$0.00	\$0.00	\$6,378.12
SARMIENTO, YOMIRA	202-Bilingual Education Teacher	\$48,208.94	1.00	0	12	\$0.00	\$0.00	\$0.00	\$6,247.56
SARNA, JOHN	200-Teacher	\$95,352.12	1.00	0	12	\$0.00	\$0.00	\$0.00	\$15,854.76
SARNWICK, LAUREN	200-Teacher	\$91,413.92	1.00	0	12	\$0.00	\$0.00	\$0.00	\$15,643.80
SARTO, JILL	200-Teacher	\$55,355.04	1.00	0	12	\$0.00	\$0.00	\$0.00	\$7,274.44
SAVAGE, SAMANTHA	200-Teacher	\$50,157.12	1.00	0	12	\$0.00	\$0.00	\$0.00	\$27.00
SAVELEY, MADYSON	610-Resource Teacher Elementary	\$49,173.02	1.00	0	12	\$0.00	\$0.00	\$3,018.00	\$27.00
SAWYER, KERRY	200-Teacher	\$97,043.96	1.00	0	12	\$0.00	\$0.00	\$0.00	\$22,297.80
SCARBROUGH, MARIE	200-Teacher	\$54,207.92	1.00	0	12	\$0.00	\$0.00	\$0.00	\$8,328.76
SCARPELLI, VICTORIA	200-Teacher	\$48,208.94	1.00	0	12	\$0.00	\$0.00	\$0.00	\$28.08
SCHAAF, NILE	200-Teacher	\$62,266.10	1.00	0	12	\$0.00	\$0.00	\$0.00	\$10,979.40
SCHAEFER, RACHAEL	200-Teacher	\$62,266.10	1.00	0	12	\$0.00	\$0.00	\$0.00	\$27.00
SCHAFFER, JESSICA	201-Reading Teacher	\$41,566.20	0.60	0	0	\$0.00	\$0.00	\$0.00	\$0.00
SCHAFFER, JESSICA	200-Teacher	\$27,710.80	0.40	0	12	\$0.00	\$0.00	\$0.00	\$27.00
SCHAMROWSKI, ZACKERY	200-Teacher	\$56,494.63	1.00	0	12	\$0.00	\$0.00	\$0.00	\$7,766.44

Name	Position	Base Salary	FTE	Vacation Days	Sick Days	Bonuses	Annuities	Retirement Enhancements	Other Benefits
SCHARLAU, WADE	200-Teacher	\$77,424.10	1.00	0	12	\$0.00	\$0.00	\$0.00	\$15,643.80
SCHEFFLER, MEGHAN	200-Teacher	\$76,515.92	1.00	0	12	\$0.00	\$0.00	\$0.00	\$9,561.48
SCHEURICH, MARK	200-Teacher	\$82,163.90	1.00	0	12	\$0.00	\$0.00	\$0.00	\$15,643.80
SCHILLING, RACHEL	103-Principal	\$104,215.93	1.00	25	12	\$3,500.00	\$0.00	\$11,298.43	\$1,081.47
SCHLENDER, JACKLYN	200-Teacher	\$48,208.94	1.00	0	12	\$0.00	\$0.00	\$0.00	\$27.00
Schlicker, Brooke R	200-Teacher	\$45,320.00	1.00	30	0	\$0.00	\$0.00	\$0.00	\$7,100.00
SCHLIMGEN, BETSY	200-Teacher	\$70,688.02	1.00	0	12	\$0.00	\$0.00	\$0.00	\$12,272.28
SCHLOSS, ANDREA	250-Special Education Teacher	\$84,451.11	1.00	0	12	\$0.00	\$0.00	\$0.00	\$15,643.80
SCHLUNZ-JOHNSON, DEBRA	200-Teacher	\$68,706.04	0.99	0	12	\$0.00	\$0.00	\$0.00	\$9,479.40
SCHMIDT, CHRISTY	610-Resource Teacher Elementary	\$86,271.12	1.00	0	12	\$0.00	\$0.00	\$0.00	\$15,643.80
SCHMIDT, PATRICIA	107-General Administrator or General Supervisor	\$134,810.96	1.00	25	12	\$3,500.00	\$0.00	\$14,503.60	\$16,356.25
SCHMIDT, SHERRIE	107-General Administrator or General Supervisor	\$135,296.25	1.00	25	12	\$5,300.00	\$0.00	\$14,750.37	\$10,260.15
SCHNABEL, LINDA	250-Special Education Teacher	\$35,726.73	0.62	0	12	\$0.00	\$0.00	\$0.00	\$4,742.40
SCHOLTENSTORRIE, KIMBERLY	611-Resource Teacher Other	\$66,079.00	1.00	0	12	\$0.00	\$0.00	\$0.00	\$15,821.64
SCHOUREK, KIRK	250-Special Education Teacher	\$56,483.96	1.00	0	12	\$0.00	\$0.00	\$0.00	\$16,032.60
SCHROEDER, VICKY	200-Teacher	\$79,578.98	1.00	0	12	\$0.00	\$0.00	\$0.00	\$22,357.08
SCHUBERT, KRISTIN	250-Special Education Teacher	\$57,613.92	1.00	0	12	\$0.00	\$0.00	\$0.00	\$8,525.88
SCHUCK, STEPHANIE	200-Teacher	\$37,180.46	0.57	0	12	\$0.00	\$0.00	\$0.00	\$15.12
SCHUETZ, KAITLYN	200-Teacher	\$49,173.02	1.00	0	12	\$0.00	\$0.00	\$0.00	\$8,525.88
SCHULTZ, TIMOTHY	200-Teacher	\$51,159.94	1.00	0	12	\$0.00	\$0.00	\$0.00	\$9,561.48
SCHUMACHER, JOSEPH	101-Assistant/Associate District Superintendent	\$165,675.35	1.00	25	12	\$3,500.00	\$0.00	\$17,737.10	\$17,398.57
SCHWAB, KATLYN	200-Teacher	\$55,377.14	1.00	0	12	\$0.00	\$0.00	\$0.00	\$27.00
SCHWARTZ, ROSE	200-Teacher	\$73,705.32	1.00	0	12	\$0.00	\$0.00	\$0.00	\$547.72
Scurte, Ashley	200-Teacher	\$48,513.00	1.00	30	0	\$0.00	\$0.00	\$0.00	\$7,100.00
SEAGREN, KIMBERLY	200-Teacher	\$59,848.90	1.00	0	12	\$0.00	\$0.00	\$0.00	\$15,821.64
SEEGER, SARA	250-Special Education Teacher	\$88,886.97	1.00	0	12	\$0.00	\$0.00	\$0.00	\$22,357.08
SEGURA, STEPHANIE	610-Resource Teacher Elementary	\$57,525.00	1.00	0	12	\$0.00	\$0.00	\$0.00	\$6,378.12
SEIFERT, SHERI	200-Teacher	\$53,145.04	1.00	0	12	\$0.00	\$0.00	\$0.00	\$9,561.48
SEKLECKI, KELLY	200-Teacher	\$65,380.12	1.00	0	12	\$0.00	\$0.00	\$0.00	\$9,485.88
SENIOR, KATHRYN	200-Teacher	\$55,291.08	1.00	0	12	\$0.00	\$0.00	\$0.00	\$9,427.88
Serna Serna, Maria M	200-Teacher	\$45,320.00	0.62	30	0	\$0.00	\$0.00	\$0.00	\$7,100.00
SERRITELLA, VINCENT	200-Teacher	\$86,141.12	1.00	0	12	\$0.00	\$0.00	\$0.00	\$281.64
SETTANNI, JANIS	200-Teacher	\$109,248.10	1.00	0	12	\$0.00	\$0.00	\$0.00	\$1,214.28
SEWARD, TISHA	153-Special Education Supervisor	\$101,626.98	1.00	25	12	\$3,500.00	\$0.00	\$11,027.34	\$1,257.54
SHANNON, KAYLENE	250-Special Education Teacher	\$58,697.94	0.98	0	12	\$0.00	\$0.00	\$0.00	\$16,032.60
SHEFCIK, VANESSA	202-Bilingual Education Teacher	\$60,159.59	1.00	0	12	\$0.00	\$0.00	\$0.00	\$15,387.48
SHEYKER, MARY	200-Teacher	\$61,610.90	1.00	0	12	\$0.00	\$0.00	\$0.00	\$20,248.92
SIBIGTROTTH, JESSICA	104-Assistant Principal	\$93,889.01	1.00	25	12	\$3,500.00	\$0.00	\$10,216.69	\$6,306.30

Name	Position	Base Salary	FTE	Vacation Days	Sick Days	Bonuses	Annuities	Retirement Enhancements	Other Benefits
SIDLIN, EIKO	610-Resource Teacher Elementary	\$91,445.90	1.00	0	12	\$0.00	\$0.00	\$0.00	\$6,378.12
SIDLO, PAIGE	610-Resource Teacher Elementary	\$60,235.96	1.00	0	12	\$0.00	\$0.00	\$0.00	\$15,631.16
SIEBOLD, MARTYNA	200-Teacher	\$53,612.22	0.99	0	12	\$0.00	\$0.00	\$0.00	\$27.00
SIECZKOWSKI, JOSEPH	107-General Administrator or General Supervisor	\$122,099.96	1.00	25	12	\$3,500.00	\$0.00	\$13,172.09	\$22,687.15
SIEKER, JOHN	200-Teacher	\$84,451.12	1.00	0	12	\$0.00	\$0.00	\$0.00	\$9,561.48
SELIG, LYNNAE	200-Teacher	\$68,749.98	1.00	0	12	\$0.00	\$0.00	\$0.00	\$928.68
SIMONS, GINNY	250-Special Education Teacher	\$51,323.89	0.98	0	12	\$0.00	\$0.00	\$0.00	\$20.52
SIMPSON, JAY	200-Teacher	\$66,079.00	1.00	0	12	\$0.00	\$0.00	\$0.00	\$6,378.12
SIPIORSKI, NICOLASA	203-English as a Second Language Teacher	\$50,157.12	1.00	0	12	\$0.00	\$0.00	\$0.00	\$15,821.64
SITKIE, JEANNE	200-Teacher	\$78,140.14	1.00	0	12	\$0.00	\$0.00	\$0.00	\$27.00
SITKIE, THOMAS	200-Teacher	\$104,885.04	1.00	0	12	\$0.00	\$0.00	\$0.00	\$1,085.64
SITKO, ALEXANDRA	200-Teacher	\$65,308.08	1.00	0	12	\$0.00	\$0.00	\$0.00	\$9,561.48
SITKO, SARAH	200-Teacher	\$62,840.96	1.00	0	12	\$0.00	\$0.00	\$0.00	\$6,302.52
SITTER, MICHAEL	104-Assistant Principal	\$107,202.98	1.00	25	12	\$3,500.00	\$0.00	\$11,611.60	\$210.02
SITTON, KRAIG	200-Teacher	\$24,369.36	0.51	0	6	\$0.00	\$0.00	\$0.00	\$12,937.26
SJURSETH, JANET	200-Teacher	\$51,140.96	1.00	0	12	\$0.00	\$0.00	\$0.00	\$6,247.56
Skerke, Elizabeth M	200-Teacher	\$48,513.00	0.98	30	0	\$0.00	\$0.00	\$0.00	\$7,100.00
SKIDMORE, MATTHEW	200-Teacher	\$97,043.96	1.00	0	12	\$0.00	\$0.00	\$0.00	\$328.68
SKILLMAN, ROBERT	200-Teacher	\$111,720.70	1.00	0	12	\$0.00	\$0.00	\$0.00	\$27.00
SKOLAR, KRISTEN	153-Special Education Supervisor	\$103,659.92	1.00	25	12	\$3,500.00	\$0.00	\$11,240.45	\$15,579.55
SKRABACZFUCHS, SARAH	200-Teacher	\$82,794.92	1.00	0	12	\$0.00	\$0.00	\$0.00	\$1,085.64
SLOVACEK, SANDRA	250-Special Education Teacher	\$61,140.04	1.00	0	12	\$0.00	\$0.00	\$0.00	\$6,247.56
SMEELE, BRADLEY	200-Teacher	\$54,291.12	1.00	0	12	\$0.00	\$0.00	\$0.00	\$6,302.52
SMETAK, MARTIN	250-Special Education Teacher	\$53,226.94	1.00	0	12	\$0.00	\$0.00	\$0.00	\$14,371.80
SMILEY, AMANDA	250-Special Education Teacher	\$56,397.90	1.00	0	12	\$0.00	\$0.00	\$0.00	\$6,378.12
SMITH, ALISON	250-Special Education Teacher	\$60,159.59	1.00	0	12	\$0.00	\$0.00	\$0.00	\$8,379.72
SMITH, DANIELLE	200-Teacher	\$48,209.20	1.00	0	12	\$0.00	\$0.00	\$0.00	\$6,247.56
SMITH, DUSTIN	200-Teacher	\$55,291.08	1.00	0	12	\$0.00	\$0.00	\$0.00	\$27.00
SMITH, JASON	124-Dean of Students Admin (admin endorsement held)	\$94,266.08	1.00	0	12	\$3,500.00	\$0.00	\$10,256.36	\$22,065.22
SMITH, MARTINA	101-Assistant/Associate District Superintendent	\$157,097.20	1.00	25	12	\$3,500.00	\$0.00	\$16,827.16	\$9,712.32
SMITH, MATTHEW	200-Teacher	\$86,141.12	1.00	0	12	\$0.00	\$0.00	\$0.00	\$27.00
SMITH, PATRICK	200-Teacher	\$70,487.35	1.00	0	12	\$0.00	\$0.00	\$0.00	\$15,821.64
SMITH, STACY	200-Teacher	\$62,840.96	1.00	0	12	\$0.00	\$0.00	\$0.00	\$6,949.56
SNOWWHITE, SARA	200-Teacher	\$47,281.86	0.98	0	12	\$0.00	\$0.00	\$0.00	\$6,322.92
SORG, BETHANY	250-Special Education Teacher	\$67,941.91	1.00	0	12	\$0.00	\$0.00	\$0.00	\$15,825.96
SOWADSKI, JULIE	200-Teacher	\$74,417.98	1.00	0	12	\$0.00	\$0.00	\$0.00	\$15,643.80
SPALDING, MATTHEW	200-Teacher	\$54,207.92	1.00	0	12	\$0.00	\$0.00	\$0.00	\$6,302.52
SPEAR, VICTORIA	200-Teacher	\$48,497.57	0.99	0	12	\$0.00	\$0.00	\$0.00	\$20.52

Name	Position	Base Salary	FTE	Vacation Days	Sick Days	Bonuses	Annuities	Retirement Enhancements	Other Benefits
SPINA, ANDREA	200-Teacher	\$61,044.88	1.00	0	12	\$0.00	\$0.00	\$0.00	\$19,765.08
SPINDLER, SARAH	610-Resource Teacher Elementary	\$66,686.88	1.00	0	12	\$0.00	\$0.00	\$0.00	\$1,085.64
SPIRO, KELLEY	250-Special Education Teacher	\$67,941.92	1.00	0	12	\$0.00	\$0.00	\$0.00	\$1,085.64
SPODEN, MARTHA	200-Teacher	\$84,451.12	1.00	0	12	\$0.00	\$0.00	\$0.00	\$16,307.40
SPOERLEIN, MICHELE	250-Special Education Teacher	\$71,608.94	1.00	0	12	\$0.00	\$0.00	\$0.00	\$907.80
SPOONER, KYM	200-Teacher	\$53,145.04	1.00	0	12	\$0.00	\$0.00	\$0.00	\$10,545.24
SPORTUN, MELISSA	200-Teacher	\$93,241.98	1.00	0	12	\$0.00	\$0.00	\$0.00	\$12,415.64
SPRIGINGS, LORA	200-Teacher	\$62,338.12	1.00	0	12	\$0.00	\$0.00	\$0.00	\$16,313.88
SPRINGBORN, ANGELA	610-Resource Teacher Elementary	\$87,863.10	1.00	0	12	\$0.00	\$0.00	\$0.00	\$6,949.56
STACHOWIAK, KATHRYN	104-Assistant Principal	\$82,268.12	1.00	0	12	\$3,500.00	\$0.00	\$8,999.30	\$9,459.90
STACHOWICZ, KATHRYN	200-Teacher	\$70,123.82	1.00	0	12	\$0.00	\$0.00	\$0.00	\$27.00
STAFFORD, LISA	200-Teacher	\$61,044.88	1.00	0	12	\$0.00	\$0.00	\$0.00	\$6,818.87
STAM, AMANDA	200-Teacher	\$62,266.10	1.00	0	12	\$0.00	\$0.00	\$0.00	\$9,183.72
STANCZAK, KERRIE	153-Special Education Supervisor	\$99,636.14	1.00	25	12	\$3,500.00	\$0.00	\$10,818.63	\$16,109.52
STANLEY, KATELYN	200-Teacher	\$57,525.00	1.00	0	12	\$0.00	\$0.00	\$0.00	\$9,462.36
STANTON, STEPHANIE	250-Special Education Teacher	\$66,079.00	1.00	0	12	\$0.00	\$0.00	\$0.00	\$15,821.64
STARK, AMANDA	200-Teacher	\$57,525.00	1.00	0	12	\$0.00	\$0.00	\$0.00	\$9,485.88
STAWYCHNY, KARLIE	250-Special Education Teacher	\$21,907.44	0.40	0	12	\$0.00	\$0.00	\$0.00	\$231.00
STEC, ALISON	200-Teacher	\$56,398.16	1.00	0	12	\$0.00	\$0.00	\$0.00	\$15,821.64
STEFANEC, CHRISTINA	104-Assistant Principal	\$90,497.09	1.00	25	12	\$3,500.00	\$0.00	\$9,861.39	\$19,023.27
STEGENGA, BRITTANY	606-Resource Teacher Math	\$62,266.10	1.00	0	12	\$0.00	\$0.00	\$0.00	\$15,558.36
STEGGE, KIMBERLY	611-Resource Teacher Other	\$61,115.08	1.00	0	12	\$0.00	\$0.00	\$0.00	\$907.80
STEIN, BRITTA	200-Teacher	\$79,608.10	1.00	0	12	\$0.00	\$0.00	\$0.00	\$183.96
STEINHAUS, MICHAEL	200-Teacher	\$68,021.20	1.00	0	12	\$0.00	\$0.00	\$0.00	\$15,643.80
STEPHENSON, DEBORAH	200-Teacher	\$105,005.94	1.00	0	12	\$0.00	\$0.00	\$0.00	\$1,130.68
STEPHENSON, TERIE	200-Teacher	\$71,215.48	0.99	0	12	\$0.00	\$0.00	\$0.00	\$27.00
STEVENSON, BREANNA	250-Special Education Teacher	\$35,751.71	0.57	0	12	\$0.00	\$0.00	\$0.00	\$13,610.69
STILWELL, DENISE	200-Teacher	\$107,421.58	1.00	0	12	\$0.00	\$0.00	\$0.00	\$1,085.64
STINGER, DENISE	200-Teacher	\$87,998.04	1.00	0	12	\$0.00	\$0.00	\$0.00	\$8,395.32
STOBBE, JASON	200-Teacher	\$93,277.08	1.00	0	12	\$0.00	\$0.00	\$0.00	\$22,357.08
STOBER, JENNA	200-Teacher	\$59,684.46	1.00	0	12	\$0.00	\$0.00	\$0.00	\$22,357.08
Stone, Rebecca M	611-Resource Teacher Other	\$26,000.00	0.98	0	0	\$0.00	\$0.00	\$0.00	\$0.00
STORER, MICHAEL	200-Teacher	\$89,653.15	1.00	0	12	\$0.00	\$0.00	\$0.00	\$9,525.96
STOUFFER, JACOB	200-Teacher	\$64,781.08	1.00	0	12	\$0.00	\$0.00	\$0.00	\$8,871.08
STOUT, DEBORAH	104-Assistant Principal	\$129,580.97	1.00	25	12	\$3,500.00	\$0.00	\$13,955.96	\$15,630.30
STOVER, ALVINA	200-Teacher	\$65,379.86	1.00	0	12	\$0.00	\$0.00	\$0.00	\$15,821.64
STRAUS, ROBERT	200-Teacher	\$62,266.10	1.00	0	12	\$0.00	\$0.00	\$0.00	\$9,536.28
STRECKERT, TAMMY	200-Teacher	\$66,686.89	1.00	0	12	\$0.00	\$0.00	\$0.00	\$11,065.80

Name	Position	Base Salary	FTE	Vacation Days	Sick Days	Bonuses	Annuities	Retirement Enhancements	Other Benefits
STREETER, KATHERINE	200-Teacher	\$59,940.92	1.00	0	12	\$0.00	\$0.00	\$0.00	\$16,136.04
STRICKER, SALLY	250-Special Education Teacher	\$97,009.90	1.00	0	12	\$0.00	\$0.00	\$0.00	\$15,643.80
STROMBERG, ADAM	200-Teacher	\$62,266.10	1.00	0	12	\$0.00	\$0.00	\$0.00	\$22,179.24
STUART, SARAH	200-Teacher	\$78,139.88	1.00	0	12	\$0.00	\$0.00	\$0.00	\$6,302.52
STUKENBERG, STEVEN	200-Teacher	\$106,068.95	1.00	0	12	\$0.00	\$0.00	\$0.00	\$14,371.80
SUAREZ, AMANDA	250-Special Education Teacher	\$67,400.06	1.00	0	12	\$0.00	\$0.00	\$0.00	\$907.80
SUESS, LAURA	200-Teacher	\$64,097.80	1.00	0	12	\$0.00	\$0.00	\$0.00	\$6,816.68
SULLIVAN, SUSAN	200-Teacher	\$93,241.98	1.00	0	12	\$0.00	\$0.00	\$0.00	\$15,643.80
SUPPLE, KEVIN	200-Teacher	\$55,291.08	1.00	0	12	\$0.00	\$0.00	\$0.00	\$14,549.64
SVERCAUSKI, MOLLY	200-Teacher	\$72,958.08	1.00	0	12	\$0.00	\$0.00	\$0.00	\$6,378.12
SWADER, BARBARA	200-Teacher	\$54,270.06	1.00	0	12	\$0.00	\$0.00	\$0.00	\$6,302.52
SWANSON, BRITTANY	200-Teacher	\$70,660.98	1.00	0	12	\$0.00	\$0.00	\$0.00	\$15,821.64
SWANSON, KENDALL	200-Teacher	\$52,184.08	1.00	0	12	\$0.00	\$0.00	\$0.00	\$8,525.88
SWEENEY, ROBERT	200-Teacher	\$112,145.80	1.00	0	12	\$0.00	\$0.00	\$0.00	\$907.80
SZABO, CRYSTAL	200-Teacher	\$76,487.06	1.00	0	12	\$0.00	\$0.00	\$0.00	\$9,415.32
SZYMANSKI, SARAH	200-Teacher	\$57,525.00	1.00	0	12	\$0.00	\$0.00	\$0.00	\$9,536.28
SZYMCZAK, JAMES	103-Principal	\$110,685.71	0.81	25	12	\$3,710.00	\$0.00	\$12,056.18	\$12,997.53
SZYMONIK, MORGAN	200-Teacher	\$89,619.92	1.00	0	12	\$0.00	\$0.00	\$0.00	\$27.00
TAEGE, BRIAN	200-Teacher	\$74,986.08	1.00	0	12	\$0.00	\$0.00	\$0.00	\$7,734.36
TAMILLO, ERIN	250-Special Education Teacher	\$70,124.08	1.00	0	12	\$0.00	\$0.00	\$0.00	\$352.20
TAMMS, DOUGLAS	200-Teacher	\$55,355.04	1.00	0	12	\$0.00	\$0.00	\$0.00	\$15,854.76
TARULLO, JESSICA	200-Teacher	\$48,208.94	1.00	0	12	\$0.00	\$0.00	\$0.00	\$19,587.24
TAYLOR, ELIZABETH	610-Resource Teacher Elementary	\$67,195.28	0.99	0	12	\$0.00	\$0.00	\$0.00	\$22,357.08
TAYLOR, KRISTA	200-Teacher	\$50,157.12	1.00	0	12	\$0.00	\$0.00	\$0.00	\$15,885.08
TENNYSON, SARAH	200-Teacher	\$72,074.08	1.00	0	12	\$0.00	\$0.00	\$0.00	\$22,126.92
THALHAMMER, MANDY	200-Teacher	\$115,801.14	1.00	0	12	\$0.00	\$0.00	\$0.00	\$22,492.20
THIESSE, LAURA	250-Special Education Teacher	\$56,397.90	1.00	0	12	\$0.00	\$0.00	\$0.00	\$27.00
THOMAS, LINDSEY	200-Teacher	\$79,701.96	1.00	0	12	\$0.00	\$0.00	\$0.00	\$10,801.56
THOMAS, SARAH	200-Teacher	\$72,074.08	1.00	0	12	\$0.00	\$0.00	\$0.00	\$2,411.24
THOMASON, KIMBERLY	200-Teacher	\$42,591.95	0.79	0	12	\$0.00	\$0.00	\$0.00	\$5,577.98
THOMPSON, ALAN	200-Teacher	\$88,936.12	1.00	0	12	\$0.00	\$0.00	\$0.00	\$27.00
THOMPSON, MAGDALENA	200-Teacher	\$49,173.02	1.00	0	12	\$0.00	\$0.00	\$0.00	\$27.00
THOMPSON, RYAN	250-Special Education Teacher	\$48,208.94	1.00	0	12	\$0.00	\$0.00	\$0.00	\$27.00
THOMPSON, TRACY	200-Teacher	\$103,007.69	1.00	0	12	\$0.00	\$0.00	\$0.00	\$15,956.76
THOMPSONJR, JAMES	200-Teacher	\$71,608.94	1.00	0	12	\$0.00	\$0.00	\$0.00	\$8,525.88
THOMSON, BETH	200-Teacher	\$56,461.08	1.00	0	12	\$0.00	\$0.00	\$0.00	\$11,440.68
THOREN, STEPHANIE	200-Teacher	\$68,709.41	1.00	0	12	\$0.00	\$0.00	\$0.00	\$15,821.64
THORNE, COURTNEY	200-Teacher	\$52,163.02	1.00	0	12	\$0.00	\$0.00	\$0.00	\$22,357.08

Name	Position	Base Salary	FTE	Vacation Days	Sick Days	Bonuses	Annuities	Retirement Enhancements	Other Benefits
THYFAULT, JACLYN	200-Teacher	\$62,266.10	1.00	0	12	\$0.00	\$0.00	\$0.00	\$9,561.48
TIBBOTT, ELEANOR	610-Resource Teacher Elementary	\$50,157.12	1.00	0	12	\$0.00	\$0.00	\$0.00	\$4,163.64
TIERI, CHERIE	250-Special Education Teacher	\$81,492.00	1.00	0	12	\$0.00	\$0.00	\$0.00	\$10,979.40
TIMM, PHILLIP	200-Teacher	\$105,043.90	1.00	0	12	\$0.00	\$0.00	\$0.00	\$11,948.04
TIMONEN, AMY	153-Special Education Supervisor	\$103,715.95	0.96	25	12	\$3,500.00	\$0.00	\$11,664.10	\$211.06
TODD, CAITLIN	200-Teacher	\$66,610.15	1.00	0	12	\$0.00	\$0.00	\$0.00	\$27.00
TODD, MATTHEW	250-Special Education Teacher	\$62,840.96	1.00	0	12	\$0.00	\$0.00	\$0.00	\$907.80
TOKARZ, FELICIA	610-Resource Teacher Elementary	\$67,941.94	1.00	0	12	\$0.00	\$0.00	\$0.00	\$750.84
TOMPKINS, LIANNE	200-Teacher	\$91,681.45	1.00	0	12	\$0.00	\$0.00	\$0.00	\$6,378.12
TOOMIRE, KATHERINE	200-Teacher	\$48,209.20	1.00	0	12	\$0.00	\$0.00	\$0.00	\$27.00
TOSBY, LUCY	202-Bilingual Education Teacher	\$78,048.10	1.00	0	12	\$0.00	\$0.00	\$0.00	\$15,821.64
TOULON, ALEXANDER	200-Teacher	\$58,742.06	1.00	0	12	\$0.00	\$0.00	\$0.00	\$6,247.56
TRAC, KATHRYN	250-Special Education Teacher	\$61,140.04	1.00	0	12	\$0.00	\$0.00	\$0.00	\$27.00
TREBONSKY, ELISABETH	610-Resource Teacher Elementary	\$51,140.97	1.00	0	12	\$0.00	\$0.00	\$0.00	\$8,525.88
TREGLER, ERIN	200-Teacher	\$63,513.06	1.00	0	12	\$0.00	\$0.00	\$0.00	\$9,485.88
TRELLA, TEAGEN	200-Teacher	\$50,157.12	1.00	0	12	\$0.00	\$0.00	\$0.00	\$21.60
TROY, JENNIFER	103-Principal	\$106,300.96	1.00	25	12	\$3,500.00	\$0.00	\$0.00	\$0.00
TRUESDELL, ERIN	200-Teacher	\$72,958.08	1.00	0	12	\$0.00	\$0.00	\$0.00	\$907.80
TSUKIDA, YUTO	200-Teacher	\$52,184.08	1.00	0	12	\$0.00	\$0.00	\$0.00	\$427.80
TUMA, KRISTIN	200-Teacher	\$25,759.19	0.46	0	12	\$0.00	\$0.00	\$1,550.13	\$2,770.72
TUSHINSKI, NINA	200-Teacher	\$52,163.02	1.00	0	12	\$0.00	\$0.00	\$0.00	\$10,979.40
TUTTLE, THERESA	200-Teacher	\$76,606.92	1.00	0	12	\$0.00	\$0.00	\$0.00	\$907.80
TYRAKOWSKI, DELANEY	200-Teacher	\$49,173.02	1.00	0	12	\$0.00	\$0.00	\$0.00	\$27.00
UEHLEIN, KELLY	202-Bilingual Education Teacher	\$93,382.12	1.00	0	12	\$0.00	\$0.00	\$0.00	\$7,035.96
ULERY, KRISTEN	107-General Administrator or General Supervisor	\$123,616.50	0.95	24	12	\$0.00	\$0.00	\$12,910.56	\$12,763.23
ULLRICH, DANA	200-Teacher	\$70,660.98	1.00	0	12	\$0.00	\$0.00	\$0.00	\$27.00
ULRICH, MICHELLE	250-Special Education Teacher	\$53,205.88	1.00	0	12	\$0.00	\$0.00	\$0.00	\$6,378.12
UNDERHILL, MARY	200-Teacher	\$109,643.82	1.00	0	12	\$0.00	\$0.00	\$0.00	\$1,220.76
UNGER, ROSEMARY	610-Resource Teacher Elementary	\$66,686.90	1.00	0	12	\$0.00	\$0.00	\$0.00	\$22,179.24
UNRUH, BRETT	200-Teacher	\$91,309.92	1.00	0	12	\$0.00	\$0.00	\$0.00	\$907.80
UNTERBERGER, BRADLEY	200-Teacher	\$54,291.12	1.00	0	12	\$0.00	\$0.00	\$0.00	\$9,485.88
UPSHAW, LONNIE	250-Special Education Teacher	\$61,044.88	1.00	0	12	\$0.00	\$0.00	\$0.00	\$6,247.56
URTASUNLARRAT, JAVIER	202-Bilingual Education Teacher	\$58,765.98	1.00	0	12	\$0.00	\$0.00	\$0.00	\$9,408.84
VALLE, BARBARA	103-Principal	\$156,625.16	0.89	25	12	\$3,500.00	\$0.00	\$19,110.23	\$8,927.64
VALLE, CAMILLO	200-Teacher	\$71,528.08	1.00	0	12	\$0.00	\$0.00	\$0.00	\$11,249.58
Valley, Jordan L	200-Teacher	\$45,320.00	1.00	30	0	\$0.00	\$0.00	\$0.00	\$7,100.00
VAN BOEKEL, MELISSA M	611-Resource Teacher Other	\$5,373.22	0.09	0	12	\$0.00	\$0.00	\$171.49	\$33.40
Van Dyke, Jessica B	200-Teacher	\$45,320.00	1.00	30	0	\$0.00	\$0.00	\$0.00	\$7,100.00

Name	Position	Base Salary	FTE	Vacation Days	Sick Days	Bonuses	Annuities	Retirement Enhancements	Other Benefits
Van Hoose, Tina M	200-Teacher	\$45,320.00	1.00	30	0	\$0.00	\$0.00	\$0.00	\$7,100.00
VANDERKOLK, GRAZIA	200-Teacher	\$75,015.98	1.00	0	12	\$0.00	\$0.00	\$0.00	\$907.80
VANHORN, JAIME	200-Teacher	\$58,205.94	0.60	0	12	\$0.00	\$0.00	\$0.00	\$22,179.24
VANKO, MELANIE	200-Teacher	\$59,848.88	1.00	0	12	\$0.00	\$0.00	\$0.00	\$79.32
VANPUYENBROECK, EMILY	200-Teacher	\$61,140.04	1.00	0	12	\$0.00	\$0.00	\$0.00	\$15,387.48
VANZANDT, KATHLEEN	250-Special Education Teacher	\$61,115.08	1.00	0	12	\$0.00	\$0.00	\$0.00	\$15,643.80
VARGAS, REYNALDO	200-Teacher	\$83,807.10	1.00	0	12	\$0.00	\$0.00	\$0.00	\$10,801.56
VAZIRI, BARZEEN	124-Dean of Students Admin (admin endorsement held)	\$80,454.13	1.00	0	12	\$3,500.00	\$0.00	\$8,809.28	\$15,794.55
VAZQUEZ, MICHELLE	200-Teacher	\$57,525.00	1.00	0	12	\$0.00	\$0.00	\$0.00	\$22,179.24
VELASCOALVO, TAMARA	202-Bilingual Education Teacher	\$50,157.11	1.00	0	12	\$0.00	\$0.00	\$0.00	\$2,265.08
VELAZQUEZ, HEATHER	250-Special Education Teacher	\$81,296.02	1.00	0	12	\$0.00	\$0.00	\$0.00	\$15,821.64
VELAZQUEZSR, NELSON	611-Resource Teacher Other	\$50,157.12	1.00	0	12	\$0.00	\$0.00	\$0.00	\$1,787.96
Vemagiri, Samuel Olive	611-Resource Teacher Other	\$26,000.00	1.00	0	0	\$0.00	\$0.00	\$0.00	\$0.00
VENEGAS, NOEMI	202-Bilingual Education Teacher	\$50,157.12	1.00	0	12	\$0.00	\$0.00	\$0.00	\$6,284.20
VENETOS, ANGELIKI	200-Teacher	\$48,208.94	1.00	0	12	\$0.00	\$0.00	\$0.00	\$27.00
VICTOR, CHRISTINA	200-Teacher	\$25,136.28	0.40	0	0	\$0.00	\$0.00	\$0.00	\$0.00
VICTOR, CHRISTINA	201-Reading Teacher	\$25,136.28	0.40	0	12	\$0.00	\$0.00	\$0.00	\$6,858.12
VICTOR, CHRISTINA	203-English as a Second Language Teacher	\$12,568.14	0.20	0	0	\$0.00	\$0.00	\$0.00	\$0.00
VICTOR, DAVID	200-Teacher	\$57,613.40	1.00	0	12	\$0.00	\$0.00	\$0.00	\$13,269.80
VIDAL, KATIE	200-Teacher	\$78,018.98	1.00	0	12	\$0.00	\$0.00	\$0.00	\$16,313.88
VIDALLIY, ALICIA	202-Bilingual Education Teacher	\$68,829.02	1.00	0	12	\$0.00	\$0.00	\$0.00	\$8,270.82
VILLA, ALONDRA	202-Bilingual Education Teacher	\$49,173.02	1.00	0	12	\$0.00	\$0.00	\$0.00	\$6,247.56
VILLAGOMEZCHAVEZ, JOCELYNE	202-Bilingual Education Teacher	\$48,208.94	1.00	0	12	\$0.00	\$0.00	\$0.00	\$6,231.95
VILLAMAR, YASMIN	200-Teacher	\$51,159.94	1.00	0	12	\$0.00	\$0.00	\$0.00	\$11,499.96
VILLANUEVASERT, MARTA	202-Bilingual Education Teacher	\$55,355.04	1.00	0	12	\$0.00	\$0.00	\$0.00	\$281.64
VITAL, DANIEL	200-Teacher	\$48,208.94	1.00	0	12	\$0.00	\$0.00	\$0.00	\$27.00
VLAHOPOULOS, MARIA	200-Teacher	\$59,217.06	1.00	0	12	\$0.00	\$0.00	\$0.00	\$27.00
VODVARKA, JAMIE	200-Teacher	\$61,140.04	1.00	0	12	\$0.00	\$0.00	\$0.00	\$15,821.64
VOJIK, GLORIA	200-Teacher	\$59,849.14	1.00	0	12	\$0.00	\$0.00	\$0.00	\$9,415.32
VONDRASEK, CYNTHIA	250-Special Education Teacher	\$101,341.23	1.00	0	12	\$0.00	\$0.00	\$0.00	\$14,371.80
VOSS, JULIE	250-Special Education Teacher	\$97,294.86	1.00	0	12	\$0.00	\$0.00	\$0.00	\$6,378.12
VOSS, ROBERT	200-Teacher	\$61,610.91	1.00	0	12	\$0.00	\$0.00	\$0.00	\$27.00
VROMAN, MICHAEL	200-Teacher	\$61,044.88	1.00	0	12	\$0.00	\$0.00	\$0.00	\$22,357.08
WAGENAAR, LAUREN	200-Teacher	\$53,226.94	1.00	0	12	\$0.00	\$0.00	\$0.00	\$14,913.72
WAGNER, CINDY	200-Teacher	\$48,209.20	1.00	0	12	\$0.00	\$0.00	\$0.00	\$8,229.72
WAGNER, DANIEL	200-Teacher	\$76,852.12	0.98	0	12	\$0.00	\$0.00	\$0.00	\$352.20
WAGNER, HEIDI	200-Teacher	\$75,104.12	1.00	0	12	\$0.00	\$0.00	\$0.00	\$9,561.48
WAGNER, JOSEPH	200-Teacher	\$54,623.93	0.50	0	0	\$0.00	\$0.00	\$0.00	\$0.00

Name	Position	Base Salary	FTE	Vacation Days	Sick Days	Bonuses	Annuities	Retirement Enhancements	Other Benefits
WALL, NICOLE	200-Teacher	\$70,660.98	1.00	0	12	\$0.00	\$0.00	\$0.00	\$22,179.24
WALLACE, HEATHER	200-Teacher	\$98,951.06	1.00	0	12	\$0.00	\$0.00	\$0.00	\$15,643.80
WALLACE, JENNIFER	610-Resource Teacher Elementary	\$82,794.92	1.00	0	12	\$0.00	\$0.00	\$0.00	\$15,643.80
WALLACE, STEVEN	200-Teacher	\$82,794.92	1.00	0	12	\$0.00	\$0.00	\$0.00	\$27.00
WALLER, KARI	107-General Administrator or General Supervisor	\$122,099.96	1.00	25	12	\$3,500.00	\$0.00	\$13,172.09	\$1,120.11
WALSH, PATRICIA	250-Special Education Teacher	\$72,074.08	1.00	0	12	\$0.00	\$0.00	\$0.00	\$6,378.12
WALTERS, CARI	200-Teacher	\$67,363.13	1.00	0	12	\$0.00	\$0.00	\$0.00	\$50.52
WAPOLE, ERICA	200-Teacher	\$66,686.88	1.00	0	12	\$0.00	\$0.00	\$0.00	\$732.76
WARD, AMY	200-Teacher	\$59,751.36	1.00	0	12	\$0.00	\$0.00	\$0.00	\$11,672.64
WARDLOW, ASHLEY	250-Special Education Teacher	\$50,157.12	1.00	0	12	\$0.00	\$0.00	\$0.00	\$16,313.88
WARFEL, AMY	200-Teacher	\$87,193.08	1.00	0	12	\$0.00	\$0.00	\$0.00	\$22,297.80
WASHINGTON, RACQUEL	250-Special Education Teacher	\$51,019.39	1.00	0	12	\$0.00	\$0.00	\$0.00	\$4,210.68
WASILEWSKI, JAMIE	200-Teacher	\$75,904.92	1.00	0	12	\$0.00	\$0.00	\$0.00	\$183.96
WASILEWSKI, KELLY	124-Dean of Students Admin (admin endorsement held)	\$75,813.93	1.00	0	12	\$3,500.00	\$0.00	\$8,690.54	\$15,014.49
WATSON, YVONNE	200-Teacher	\$93,241.98	1.00	0	12	\$0.00	\$0.00	\$0.00	\$10,801.56
WATZLAWICK, JOSEPH	200-Teacher	\$98,951.06	1.00	0	12	\$0.00	\$0.00	\$0.00	\$16,129.56
WEATHERS, CHRISTINE	200-Teacher	\$54,258.52	0.91	0	12	\$0.00	\$0.00	\$0.00	\$10,041.48
WEAVER, LAURA	250-Special Education Teacher	\$50,157.12	1.00	0	12	\$0.00	\$0.00	\$0.00	\$11,315.64
WEGER, JONATHAN	200-Teacher	\$61,140.04	1.00	0	12	\$0.00	\$0.00	\$0.00	\$1,085.64
WEINANDY, SHELLY	200-Teacher	\$103,249.12	1.00	0	12	\$0.00	\$0.00	\$0.00	\$1,220.76
WEINHAMMER, JENNIFER	200-Teacher	\$89,652.94	1.00	0	12	\$0.00	\$0.00	\$0.00	\$20,645.88
WELLS, AMY	200-Teacher	\$91,413.92	1.00	0	12	\$0.00	\$0.00	\$0.00	\$15,821.64
WELLS, LINDSAY	610-Resource Teacher Elementary	\$66,686.90	1.00	0	12	\$0.00	\$0.00	\$0.00	\$427.80
WENC, JENNIFER	200-Teacher	\$48,208.94	1.00	0	12	\$0.00	\$0.00	\$0.00	\$9,231.24
WENDT, JESSICA	200-Teacher	\$53,226.94	1.00	0	12	\$0.00	\$0.00	\$0.00	\$427.80
WERNER, KARISSA	200-Teacher	\$64,858.04	1.00	0	12	\$0.00	\$0.00	\$0.00	\$14,159.16
WESS, COLLEEN	200-Teacher	\$64,098.03	1.00	0	12	\$0.00	\$0.00	\$0.00	\$8,450.28
WEST, TAYLOR	200-Teacher	\$53,145.04	1.00	0	12	\$0.00	\$0.00	\$0.00	\$5,977.32
WESTERMEIER, LAURA	250-Special Education Teacher	\$84,482.06	1.00	0	12	\$0.00	\$0.00	\$0.00	\$10,979.40
WESTMORELAND, ELDEN	250-Special Education Teacher	\$69,277.00	1.00	0	12	\$0.00	\$0.00	\$0.00	\$22,200.12
WETZEL, MARK	107-General Administrator or General Supervisor	\$129,573.95	1.00	25	12	\$3,500.00	\$0.00	\$13,954.93	\$22,134.11
WHITAKER, CHRISTINA	250-Special Education Teacher	\$54,207.92	1.00	0	12	\$0.00	\$0.00	\$0.00	\$6,378.12
WHITAKER, MELISSA	200-Teacher	\$31,256.51	0.65	0	8	\$0.00	\$0.00	\$0.00	\$20.52
WHITE, KATHERINE	200-Teacher	\$93,241.98	1.00	0	12	\$0.00	\$0.00	\$0.00	\$6,302.52
WHITE, MEGAN	200-Teacher	\$59,684.70	1.00	0	12	\$0.00	\$0.00	\$0.00	\$27.00
WHITE, TODD	200-Teacher	\$104,885.04	1.00	0	12	\$0.00	\$0.00	\$0.00	\$15,821.64
WHITEHOUSE, BENJAMIN	200-Teacher	\$86,141.12	1.00	0	12	\$0.00	\$0.00	\$0.00	\$1,085.64
WICKER, DONALD	200-Teacher	\$97,156.02	1.00	0	12	\$0.00	\$0.00	\$0.00	\$22,357.08

Name	Position	Base Salary	FTE	Vacation Days	Sick Days	Bonuses	Annuities	Retirement Enhancements	Other Benefits
WIECZOREK, ANNMARIE	124-Dean of Students Admin (admin endorsement held)	\$37,223.91	0.48	0	12	\$0.00	\$0.00	\$4,512.38	\$4,688.73
WIGTION, DEREK B	202-Bilingual Education Teacher	\$59,406.26	0.98	0	12	\$0.00	\$0.00	\$0.00	\$17,940.84
WIGTION, NICOLE V	202-Bilingual Education Teacher	\$55,355.04	1.00	0	12	\$0.00	\$0.00	\$0.00	\$27.00
Wilhite, Amanda L	200-Teacher	\$45,320.00	1.00	30	0	\$0.00	\$0.00	\$0.00	\$7,100.00
WILKEN, TAMMY	250-Special Education Teacher	\$102,984.96	1.00	0	12	\$0.00	\$0.00	\$0.00	\$15,643.80
WILKINSON, STACY	103-Principal	\$122,108.05	1.00	25	12	\$3,500.00	\$0.00	\$13,173.12	\$15,359.51
WILL, KARIE	200-Teacher	\$91,414.18	1.00	0	12	\$0.00	\$0.00	\$0.00	\$1,085.64
Willard, Kayleigh E	200-Teacher	\$45,320.00	0.94	30	0	\$0.00	\$0.00	\$0.00	\$7,100.00
WILLIAMS, CATHERINE	200-Teacher	\$50,157.12	1.00	0	12	\$0.00	\$0.00	\$0.00	\$11,343.48
WILLIAMS, KATHLEEN	200-Teacher	\$61,115.08	1.00	0	12	\$0.00	\$0.00	\$0.00	\$15,821.64
WILLIAMS, TRACY	200-Teacher	\$107,421.34	1.00	0	12	\$0.00	\$0.00	\$0.00	\$22,357.08
WILQUET, CARRIE	250-Special Education Teacher	\$62,338.12	1.00	0	12	\$0.00	\$0.00	\$0.00	\$183.96
WILSON, GABRIELA	200-Teacher	\$84,451.12	1.00	0	12	\$0.00	\$0.00	\$0.00	\$907.80
WILSON, JEFFREY R	250-Special Education Teacher	\$5,787.36	0.12	0	12	\$0.00	\$0.00	\$246.28	\$524.46
WILSON, MEGHAN	200-Teacher	\$52,184.08	1.00	0	12	\$0.00	\$0.00	\$0.00	\$13,538.60
WILSON, SUSAN	250-Special Education Teacher	\$104,885.04	1.00	0	12	\$0.00	\$0.00	\$0.00	\$16,032.60
WILTBERGER, ERICA	200-Teacher	\$67,284.58	0.97	0	12	\$0.00	\$0.00	\$0.00	\$15,762.36
WINBURN, JODI	200-Teacher	\$86,271.12	1.00	0	12	\$0.00	\$0.00	\$0.00	\$22,179.24
WINSAUER, SANDRA	200-Teacher	\$100,929.92	1.00	0	12	\$0.00	\$0.00	\$0.00	\$9,561.48
WINTERSTEEN, ELIZABETH	200-Teacher	\$95,108.00	1.00	0	12	\$0.00	\$0.00	\$0.00	\$9,485.88
WISHOWSKI-WETZEL, KATIE	103-Principal	\$150,394.03	1.00	25	12	\$3,500.00	\$0.00	\$16,136.07	\$22,352.33
WITHEY, MICHELLE	200-Teacher	\$53,145.04	1.00	0	12	\$0.00	\$0.00	\$0.00	\$9,485.88
WOCHNER, CHRISTINA	153-Special Education Supervisor	\$103,659.92	1.00	25	12	\$3,500.00	\$0.00	\$11,240.45	\$15,839.87
WOLBER, DAWN	202-Bilingual Education Teacher	\$84,451.12	1.00	0	12	\$0.00	\$0.00	\$0.00	\$1,085.64
WOLFE, BETH	610-Resource Teacher Elementary	\$49,173.02	1.00	0	12	\$0.00	\$0.00	\$0.00	\$15,643.80
WOLLNEY, EILEEN	125-Head of Gen Ed (Depart chair admin endorsement held)	\$76,613.71	0.80	0	12	\$3,500.00	\$0.00	\$0.00	\$0.00
WOLLNEY, EILEEN	200-Teacher	\$17,029.20	0.20	0	0	\$0.00	\$0.00	\$0.00	\$0.00
WOOD, BETH	200-Teacher	\$91,445.93	1.00	0	12	\$0.00	\$0.00	\$0.00	\$1,085.64
WOOD, KATHRYN	610-Resource Teacher Elementary	\$66,155.96	1.00	0	12	\$0.00	\$0.00	\$0.00	\$9,485.88
WOOD, ROBERT	200-Teacher	\$51,140.96	1.00	0	12	\$0.00	\$0.00	\$0.00	\$27.00
WOODS, RIAN	200-Teacher	\$52,184.08	1.00	0	12	\$0.00	\$0.00	\$0.00	\$8,379.72
WOODS, SUSAN	200-Teacher	\$89,619.92	1.00	0	12	\$0.00	\$0.00	\$0.00	\$27.00
WORDEN, LINDSEY	200-Teacher	\$79,608.10	1.00	0	12	\$0.00	\$0.00	\$0.00	\$27.00
WORMSLEY, LAURA	250-Special Education Teacher	\$67,479.10	1.00	0	12	\$0.00	\$0.00	\$0.00	\$1,085.64
WORMSLEYIII, JIMMY	250-Special Education Teacher	\$24,369.36	0.51	0	6	\$0.00	\$0.00	\$0.00	\$15.12
WOZNAK, DENNIS	200-Teacher	\$93,241.98	1.00	0	12	\$0.00	\$0.00	\$0.00	\$1,085.64
WOZNAK, KIMBERLY	200-Teacher	\$91,550.94	1.00	0	12	\$0.00	\$0.00	\$0.00	\$15,821.64

Name	Position	Base Salary	FTE	Vacation Days	Sick Days	Bonuses	Annuities	Retirement Enhancements	Other Benefits
WRIGHT, JASON	200-Teacher	\$53,205.89	1.00	0	12	\$0.00	\$0.00	\$0.00	\$9,216.28
WRIGHT, KELLI	200-Teacher	\$53,205.89	1.00	0	12	\$0.00	\$0.00	\$0.00	\$9,561.48
WRIGHT, KIMBERLY	103-Principal	\$110,594.91	1.00	25	12	\$3,500.00	\$0.00	\$11,966.90	\$22,097.08
WRIGHT, KYLE	200-Teacher	\$66,609.92	1.00	0	12	\$0.00	\$0.00	\$0.00	\$6,284.20
WURBIA, AUDRA	250-Special Education Teacher	\$54,207.92	1.00	0	12	\$0.00	\$0.00	\$0.00	\$19,765.08
YANG, CLAIRE	610-Resource Teacher Elementary	\$76,802.44	1.00	0	12	\$0.00	\$0.00	\$0.00	\$15,821.64
YBARRA, LAURA	200-Teacher	\$82,794.92	1.00	0	12	\$0.00	\$0.00	\$0.00	\$15,821.64
YORK, DIANE	200-Teacher	\$105,043.90	1.00	0	12	\$0.00	\$0.00	\$0.00	\$7,675.64
YORK, MICHAEL	200-Teacher	\$109,643.82	1.00	0	12	\$0.00	\$0.00	\$0.00	\$5,330.44
YOUKHANA, MICHAEL	200-Teacher	\$72,074.08	1.00	0	12	\$0.00	\$0.00	\$0.00	\$12,400.31
YURASEK, AUSTIN	200-Teacher	\$49,173.02	1.00	0	12	\$0.00	\$0.00	\$0.00	\$6,247.56
YUVAN, JUDITH	250-Special Education Teacher	\$107,105.96	1.00	0	12	\$0.00	\$0.00	\$0.00	\$15,664.68
YUZEITIS, TAMMY	200-Teacher	\$58,742.06	1.00	0	12	\$0.00	\$0.00	\$0.00	\$27.00
ZABRAN, JACOB	200-Teacher	\$50,157.12	1.00	0	12	\$0.00	\$0.00	\$0.00	\$8,379.72
Zabratanski, Lisa M	250-Special Education Teacher	\$19,280.42	0.34	0	5	\$0.00	\$0.00	\$0.00	\$12.96
ZAHARI, CATHERINE	203-English as a Second Language Teacher	\$62,771.00	1.00	0	12	\$0.00	\$0.00	\$0.00	\$22,172.76
ZAMARRIPA, CARINA	200-Teacher	\$53,145.04	1.00	0	12	\$0.00	\$0.00	\$0.00	\$21,207.49
ZANE, SHELBY	200-Teacher	\$70,660.98	1.00	0	12	\$0.00	\$0.00	\$0.00	\$377.40
ZARATEJR, HUGO	124-Dean of Students Admin (admin endorsement held)	\$75,813.89	1.00	0	12	\$3,500.00	\$0.00	\$8,323.20	\$6,394.93
ZASADIL, CAROLINE	200-Teacher	\$54,207.92	1.00	0	12	\$0.00	\$0.00	\$0.00	\$6,247.56
ZAVALA, MELISSA	200-Teacher	\$54,291.12	1.00	0	12	\$0.00	\$0.00	\$0.00	\$722.60
ZAWILLA, JENNIFER	200-Teacher	\$56,461.08	1.00	0	12	\$0.00	\$0.00	\$0.00	\$14,072.76
ZBINDEN, JOSHUA	200-Teacher	\$52,642.02	0.99	0	12	\$0.00	\$0.00	\$0.00	\$15,387.48
ZBINDEN, RACHEL	250-Special Education Teacher	\$58,765.98	1.00	0	12	\$0.00	\$0.00	\$0.00	\$27.00
ZEGADLOREETER, MARY	200-Teacher	\$56,461.08	1.00	0	12	\$0.00	\$0.00	\$0.00	\$9,561.48
ZIELENIEWSKI, CRAIG	107-General Administrator or General Supervisor	\$160,748.20	1.00	25	12	\$3,500.00	\$0.00	\$17,220.92	\$1,145.77
ZIEMANN, LORI	200-Teacher	\$52,561.00	0.99	0	12	\$0.00	\$0.00	\$0.00	\$135.40
ZILLER, ERIN	200-Teacher	\$56,483.96	1.00	0	12	\$0.00	\$0.00	\$0.00	\$183.96
ZIMMERMAN, BRIAN	250-Special Education Teacher	\$69,303.00	1.00	0	12	\$0.00	\$0.00	\$0.00	\$7,035.96
ZIMMERMAN, GEORGETTE	200-Teacher	\$72,074.08	1.00	0	12	\$0.00	\$0.00	\$0.00	\$907.80
ZIMMERMAN, LINDEE S	250-Special Education Teacher	\$27,740.54	0.52	0	12	\$0.00	\$0.00	\$0.00	\$10.80
ZIMMERMAN, LINDSAY	250-Special Education Teacher	\$58,765.98	1.00	0	12	\$0.00	\$0.00	\$0.00	\$1,085.64
ZINKUS, PALMIRA	200-Teacher	\$83,807.10	1.00	0	12	\$0.00	\$0.00	\$0.00	\$27.00
ZIOLS, JASON	104-Assistant Principal	\$102,684.94	0.98	25	12	\$3,500.00	\$0.00	\$11,122.14	\$15,442.02
ZOELLNER, KELLY	250-Special Education Teacher	\$97,009.90	1.00	0	12	\$0.00	\$0.00	\$0.00	\$15,821.64
ZOLOTAR, NICOLE	200-Teacher	\$79,701.96	1.00	0	12	\$0.00	\$0.00	\$0.00	\$352.20
ZUERCHER, ROSITA	202-Bilingual Education Teacher	\$64,858.04	1.00	0	12	\$0.00	\$0.00	\$0.00	\$14,482.54
ZYER, JILL	611-Resource Teacher Other	\$76,487.06	1.00	0	12	\$0.00	\$0.00	\$0.00	\$6,672.92

Name	Position	Base Salary	FTE	Vacation Days	Sick Days	Bonuses	Annuities	Retirement Enhancements	Other Benefits
Totals									
Distinct Employee Count: 1,593		Distinct Positions Count: 1,617		Total Positions Count: 1,617		Vacation Days: 3906		Sick Days: 18400	
Base Salary: \$112,422,163.79		Bonuses: \$469,620.00		Annuities: \$0.00		Retirement Enhancements: \$1,584,990.69		Other Benefits: \$13,993,131.81	



COMMUNITY UNIT SCHOOL DISTRICT NO. 300 BOARD of EDUCATION MEMO

DATE: September 4, 2023

TO: Dr. Susan Harkin, Superintendent
Board of Education

FROM: Beth Goudy
Director of Secondary Literacy

Presented at the following Board Meetings	Date
Board Operations Committee	
Policy/Legislative	
School Utilization	
BOE 1 st Reading	9/12/2023
BOE 2 nd Reading	9/26/2023

SUBJECT: ECC Transitional English Course Memorandum of Understanding (MOU)

Background

Since Fall 2022, Elgin Community College (ECC), D300, and neighboring districts (District 301, District 303, and U-46) have been in collaborative discussions regarding the creation of a new course (Transitional English, which will be titled “College Preparatory English”). The purpose of the course is to develop skills in reading, critical thinking, research, and writing to support student success across all college majors and career pathways; successful completion of the course with an overall grade of C or better guarantees student placement into college credit-bearing courses with a reading or writing prerequisite at any Illinois community college and select universities in Illinois.

Throughout this past spring and summer, ECC and the school districts (D300, D301, D303, and U-46) have collaboratively worked together to create the MOU being presented to the Board of Education; D300 would execute the finalized draft of the MOU. This MOU was written between ECC and D300 in alignment with the Postsecondary and Workforce Readiness Act and the Statewide Transitional English Course Parameters, Competencies, and Policies, which were jointly agreed upon by the Illinois State Board of Education, the Illinois Community College Board, and the Illinois Board of Higher Education. While this Transitional English course and MOU is new, we have had previous D300 and ECC MOUs for other transitional courses for many years.

Administrative Recommendation

The administration recommends approval of the final contract version.

Fiscal Impact

There are no increased costs anticipated with this updated MOU agreement with ECC. Reduced tuition costs, textbooks/novels for Transitional English courses, and textbooks for Free and Reduced Lunch students are included in our existing budget and are funded through local funds.

MEMORANDUM OF UNDERSTANDING

Purpose of the MOU:

- Provides the SPP and LAP with information to determine if the MOU addresses all required Statewide policies and includes all of the components as required by the State.
- Provides the high schools and colleges a contract with agreed upon responsibilities by each party.

MOU Requirements:	Addressed	Not Addressed
1A. Course offerings & locations		
1B. Approved curriculum documentation, assessment structure, and grading policies		
1C. College enrollment		
2A. Teacher qualifications		
2B. Professional development and other supports		
<i>Student eligibility:</i> 3A. College readiness criteria & 3B. TE placement		
<i>Other district commitments:</i> 4A. Summative assessments, 4B. Transcription and reporting, & 4C. Advising supports		
<i>Other college commitments:</i> 5A. Statewide portability & 5B. State procedures for recognizing completion		
6A. Data collection & sharing		
6B. Primary contacts and notifications		
6C. Disputes, 6D. Amendment, 6E. Term & termination, & 6F. Applicable law and severability		
All required signatures		

Note: 1) If the Statewide MOU template is not used, the content of the local MOU should match the ordering and numbering of the content of the Statewide MOU template. And additional items not in the Statewide MOU template must be placed at the end of the MOU document, prior to the signatures.

2) If additional requirements are agreed upon at the district level, confirm those requirements appear in the MOU.

**TRANSITIONAL ENGLISH PARTNERSHIP AGREEMENT
BETWEEN**

Elgin Community College

AND

Board of Education of Community Unit School District 300

THIS TRANSITIONAL ENGLISH PARTNERSHIP AGREEMENT (“Agreement”) is entered as of the date of execution by both Elgin Community College District 509 (the “College”) and the Board of Education of Community Unit School District 300 (the “District”) for the establishment, implementation, and delivery of transitional English instruction to the District’s students in accordance with the Postsecondary and Workforce Readiness Act (“PWR Act”) (110 ILCS 148 et seq) and the Statewide Transitional English Course Parameters, Competencies, and Policies (the “Statewide Course Parameters and Competencies”) jointly agreed upon by the Illinois State Board of Education (“ISBE”), the Illinois Community College Board (“ICCB”), and the Illinois Board of Higher Education (“IBHE”). In this Agreement, both the College and the District are referred to as the “Parties,” and each, a “Party.”

The Parties agree as follows:

1. Transitional English Courses

- A. Course Offerings. In accordance with the terms of this Agreement, the PWR Act, and the Statewide Course Parameters and Competencies, the Parties agree to collaboratively establish transitional English coursework in accordance with this Agreement to be delivered by the District at the following high schools:

District	High School(s) Where Offered	High School Course Title
300	Dundee-Crown High School Hampshire High School Jacobs High School	College Preparatory English

B. Approved Curriculum Documentation, Assessment Structure, and Grading Policies. The District will ensure that each transitional English course is offered in accordance with the curriculum documentation, assessment structure, pacing, and grading policies (collectively, “Course Documentation”) approved by the Parties. Course Documentation must meet the requirements of the Statewide Course Parameters and Competencies and any additional requirements established by the Statewide Portability Panel for portability approval established pursuant to the PWR Act. Upon approval by both Parties, the Course Documentation will be deemed to be incorporated into this Agreement. The Course Documentation will adhere to the following grading and assessment policies:

- Credit and a grade (calculated in their GPA) will be issued each semester.
 - Students must earn a year-long cumulative grade of a ‘C’ to earn portability. A cumulative grade of a C or better indicates competencies for the course were met and students are considered ready for college level English courses and college level reading expectations.
 - Students earning a “D” in the course will receive high school credit to satisfy Illinois and school district learning standards, but are not guaranteed placement in college level English courses.
- The College will adhere to the following grading parameters as outlined by ISBE’s Statewide Course Parameters and Competencies document:
 - Students must demonstrate 70% overall proficiency of standards in the course to earn a ‘C’ or better.
 - Students will be given opportunities for feedback and reflection through three multiple draft essays progressing in length and depth.
 - Category weights:
 - Summative Assessments: 70%
 - Module assessment weights:
 - Module 1: 20%
 - Module 2: 30%
 - Module 3: 20%
 - Module 4: 30%
 - Formative Assessment: 30%
(i.e., quizzes, drafts, reader response, reflections, peer editing, grammar)

C. College Enrollment. The College will ensure that any student successfully completing a transitional English course in accordance with the grading policies in the Course Documentation is eligible to enroll in the outcome college courses specified in the Statewide Course Parameters and Competencies without any further placement test or other prerequisite requirement, provided the enrollment occurs within thirty-six (36) months of high school graduation.

2. Teacher Qualifications and Supports

A. Teacher Qualifications. The District will ensure that all teachers of transitional English courses are certified to teach high school English Language Arts. There will be annual, region-wide Transitional English Language Arts (TELA) meetings to ensure interrater reliability and provide ongoing professional learning and support.

- B. Professional Development and Other Support. The Parties will jointly ensure that teachers of transitional English courses have the appropriate skills or experience, or receive relevant and applicable professional development, both prior to and while teaching a transitional English course. Further, the College will provide a qualified and experienced instructor as a resource person and liaison for each high school transitional English teacher. Liaisons serve in a support role, and do not evaluate high school teachers. In addition, there will be school district appointed liaisons that will meet as a region throughout implementation.

3. Student Eligibility for Courses

- A. College Readiness Criteria. The District will use the criteria set forth in the Statewide Course Parameters and Competencies for determining the college readiness of high school juniors in English.
- B. Transitional English Placement. In accordance with the Statewide Course Parameters and Competencies, the District will establish a framework and guidance system that includes methods of advising students to enroll in a senior year English course appropriate for each student's college readiness level and postsecondary education objectives. All high school juniors should be assessed on their college readiness in English during the junior year in sufficient time to inform course enrollments for senior year. The District should assess college readiness in English using both (i) multiple measures developed with the College that are derived from the statewide placement framework, and (ii) the student's demonstration of skills in prior courses. Based on this assessment of readiness, students who are not projected ready for credit-bearing, college-level English coursework should be offered enrollment and advised regarding the benefits of taking a transitional English course in their senior year. However, local policies may require students with minimal levels of English proficiency to enroll in foundational English instruction and support either in lieu of, or concurrently with, a transitional English course.

4. Other District Commitments

- A. Summative Assessments. The District will ensure all summative assessments are kept secure. The District will maintain all graded summative assessments for two years.
- B. Transcripting and Reporting. The District will indicate transitional English completion on the student's transcript in accordance with requirements adopted by ISBE. The District will use appropriate transitional English course codes for the reporting of transitional English enrollments and grades to ISBE.
- C. Advising Supports. The District will provide advising support to students during their junior year to ensure they are aware of the availability of dual credit or transitional English courses, as applicable to the student's readiness level, and are selecting an option appropriate to the student's pathway. The District will also provide advising support at the end of the TELA course to facilitate students' matriculation to postsecondary coursework.

5. Other College Commitments

- A. Statewide Portability. The Parties agree to pursue and maintain statewide portability approval through the Statewide Portability Panel for all transitional English courses offered through this Agreement. The College will, on behalf of the partnership between the Parties, submit this Agreement and Course Documentation to the Statewide Portability Panel to establish and maintain statewide portability of the transitional English courses offered through this Agreement, and will collaborate with the District to resolve any issues raised through the portability approval process.
- B. State Procedures for Recognizing Completion. The College will abide by State policies and procedures for the recognition of successful completion of transitional English courses for student placement and portability of the completion determination.

6. Other Terms

- A. Data Collection and Sharing. The Parties will collaborate annually to collect and share student success data, disaggregated by high school, in transitional English and in credit-level English to further the purposes of this Agreement, provided such data sharing may require a separate agreement between the Parties. To facilitate alignment, secondary and post-secondary English faculty will assess collaboratively transitional English and comparable post-secondary English writing samples for the initial years of the transitional English course's implementation and periodically thereafter. These data, along with relevant qualitative data, must be used to inform ongoing adjustments to the transitional English courses. The Parties will protect the confidentiality of information concerning students in accordance with all applicable Federal and State laws regarding such information, including but not limited to, the Family Education Rights and Privacy Act (20 U.S.C. § 1232g) and the Illinois Schools Student Records Act (105 ILCS 10/1 et seq.).
- B. Primary Contacts and Notifications. The Parties hereby designate the following individuals as having primary responsibility for the management and administration of this Agreement ("Primary Contacts"):

For the College: Kyla Wegman, Ed.D.
Dean, College Transitions & Secondary Partnerships | ECC
1700 Spartan Drive | Elgin, IL 60123
847-214-7824
kwegman@elgin.edu

Alison Douglas, Ed.D.
English Professor and Director of College Readiness
Elgin Community College
847-214-7644
adouglas@elgin.edu

For the District: Jennifer Porter
Chief Financial Officer
847-551-8300
Jennifer.porter@d300.org

The Parties will ensure that the Primary Contacts are included on all correspondence regarding the administration of this Agreement.

- C. Disputes. The Parties agree to seek to collaboratively resolve any disputes regarding this Agreement through the Primary Contacts identified in Section 6.B, above. In the event any such dispute cannot be timely resolved, the Primary Contacts will refer the dispute to the College's President and the District's Superintendent for resolution. If the dispute can still not be resolved, then pursuant to 110 ILCS 148/55(c), the Parties will refer the dispute to ISBE and ICCB. The resolution of the dispute by authorized representatives of ISBE and ICCB will be binding on the Parties.
- D. Amendment. This Agreement may be amended at any time by the written agreement of both Parties.
- E. Term and Termination. This Agreement will remain in full force and effect for sixty (60) months following full execution by the Parties. The Parties agree that the Agreement will be reviewed minimally every two (2) years. The Parties further agree that at any point during the term of the Agreement, either Party will have the right to terminate the Agreement by providing the other Party with a minimum of one hundred and eighty (180) days written notice which would take effect at the end of that academic term following the 180-day notice. Alternatively, either Party will have the right to terminate the Agreement by providing the other Party at least thirty (30) days written notice prior to the expiration of the Agreement.
- F. Applicable Law and Severability. This Agreement shall be governed in all respects by the laws of the State of Illinois. Jurisdiction and venue for all disputes not subject to Section 6.C hereunder shall be in the Circuit court located in Kane County, Illinois, or the federal district court for the Northern District of Illinois. If any provision of this Agreement shall be held or deemed to be or shall in fact be inoperative or unenforceable as applied in any particular case in any jurisdiction or jurisdictions or in all cases because it conflicts with any other provision or provisions hereof or any constitution, statute, ordinance, rule of law or public policy, or for any reason, such circumstance shall not have the effect of rendering any other provision or provisions contained herein invalid, inoperative or unenforceable to any extent whatsoever. The invalidity of any one or more phrases, sentences, clauses, or sections contained in this Agreement shall not affect the remaining portions of this agreement or any part thereof. In the event that this Agreement is determined to be invalid by a court of competent jurisdiction, it shall be terminated immediately.
- G. Entire Agreement. This Agreement contains all the terms and benefits agreed upon by the Parties with respect to the subject matter of this Agreement and supersedes all prior agreements, arrangements and communications between the Parties concerning such subject matter, whether oral or written. Unless otherwise provided in this Agreement, no amendment or modification of this Agreement shall be valid or binding on the Parties unless it is in writing and executed by the Parties.

The Parties hereby confirm their agreement to the terms set forth herein.

FOR THE COLLEGE

President

Printed Name

Signature

Date

Chief Academic Officer / Dean Overseeing English Department

Printed Name

Signature

Date

FOR THE DISTRICT

Chief Financial Officer

Printed Name

Signature

Date

Principal of Dundee-Crown High School

Printed Name

Signature

Date

Principal of Hampshire High School

Printed Name

Signature

Date

Principal of Jacobs High School

Printed Name

Signature

Date



COMMUNITY UNIT SCHOOL DISTRICT NO. 300 BOARD of EDUCATION MEMO

DATE: September 12, 2023

TO: Dr. Susan Harkin, Superintendent
Board of Education

FROM: Colleen O’Keefe
Chief Legal Counsel

Presented at the following Board Meetings	
Board Operations Committee	
Policy/Legislative	
School Utilization	
BOE 1 st Reading	09/12/2023
BOE 2 nd Reading	09/26/2023

SUBJECT: Review of proposed changes to Board policies

Background

According to policy 2:240, *Board Policy Development*, “the Board will monitor its policies and consider whether any modifications are required.” Policies with modifications are referred to as Draft Updates and policies under a five-year review are referred to as Review and Monitoring.

The following Board policies are presented to the Board for review:

- 2:80 *Board Member Oath and Conduct*
- 2:170 *Procurement of Architectural, Engineering, and Land Surveying Services*
- 4:100 *Insurance Management*
- 4:140-E1 *Exhibit – Application Fee Waiver*
- 4:190 *Targeted School Violence Prevention Program*
- 6:10 *Educational Philosophy and Objectives*
- 6:60 *Curriculum*
- 6:180 *Extended Instructional Programs*
- 6:190 *Extracurricular and Co-Curricular Activities*
- 6:230 *Library Media Program*
- 6:240 *Field Trips*
- 7:190 *Student Behavior*
- 7:275 *Orders to Forgo Life-Sustaining Treatment*
- 7:305 *Student Athlete Concussions and Head Injuries*
- 7:330 *Student Use of Buildings – Equal Access*
- 8:95 *Parental Involvement*

Administrative Recommendation

It is recommended to approve the revisions to Board policies as presented.

Fiscal Impact

None

Document Status: Review and Monitoring

BOARD OF EDUCATION

2:80 Board Member Oath and Conduct

Each School Board member, before taking his or her seat on the Board, shall take the following oath of office:

I, (name) **do solemnly swear** (or affirm) that I will faithfully discharge the duties of the office of member of the Board of Education of Community Unit School District 300, in accordance with the Constitution of the United States, the Constitution of the State of Illinois, and the laws of the State of Illinois, to the best of my ability.

I further swear (or affirm) that:

I shall respect taxpayer interests by serving as a faithful protector of the School District's assets;

I shall encourage and respect the free expression of opinion by my fellow Board members and others who seek a hearing before the Board, while respecting the privacy of students and employees;

I shall recognize that a Board member has no legal authority as an individual and that decisions can be made only by a majority vote at a public Board meeting;

I shall abide by majority decisions of the Board, while retaining the right to seek changes in such decisions through ethical and constructive channels;

As part of the Board of Education, I shall accept the responsibility for my role in the equitable and quality education of every student in the School District;

I shall foster with the Board extensive participation of the community, formulate goals, define outcomes, and set the course for Community Unit School District 300;

I shall assist in establishing a structure and an environment designed to ensure all students have the opportunity to attain their maximum potential through a sound organizational framework;

I shall strive to ensure a continuous assessment of student achievement and all conditions affecting the education of our children, in compliance with State law;

Commented [OC1]: The Board is required to periodically review its policies for relevancy, monitor its policies for effectiveness, and consider whether any modifications are required. This policy has been reviewed in normal course and no revisions are suggested at this time.

I shall serve as education's key advocate on behalf of students and our community's school (or schools) to advance the vision for Community Unit School District 300; and

I shall strive to work together with the District Superintendent to lead the School District toward fulfilling the vision the Board has created, fostering excellence for every student in the areas of academic skills, knowledge, citizenship, and personal development.

The Board President will administer the oath in an open Board meeting; in the absence of the President, the Vice-President will administer the oath. If neither is available, the Board member with the longest service on the Board will administer the oath.

The Board of Education as a Team:

- A. A Board of Education is a team with seven members each equally responsible for seeing that the schools are properly managed in terms of planning, policy, and decisions on which the Board has reached agreement in a regular or special meeting.
- B. The members of the Board of Education act on behalf of the educational welfare of all the people in the community.
- C. Members of the Board should be free from commitment to any special group, interest or pressure.
- D. A Board of Education transacts business which is legally binding on the District only when it is in regular or special session with a quorum present and its proceedings recorded in the minutes of the meeting.
- E. The direct administration of the school system is delegated by the Board of Education to the Superintendent of Schools.
- F. It is the function of the Superintendent of Schools to serve the Board of Education as technical advisor in planning and policy making, as an executive in seeing that legislation enacted is put into operation, and as a consultant in the process of evaluating the results of the educational effort.
- G. The Board of Education should have an interest in the administration of each building but leave the day to day operation of the schools to trained administrators, thereby keeping the role and function of its executive officer clear to members of the community and the professional staff.
- H. The Board of Education retains full legislative and judicial authority over the schools in accordance with the school laws and the expressed will of the electorate, but delegates all executive, supervisory, and instructional authority and operation to its professional staff under the direction of its Superintendent.
- I. While it is true that the individual Board member exercises the authority and responsibility of the position only when the Board is in session, the public thinks of each one as a member of the Board twenty-four hours a day and individual interests and desires to serve the community through membership on the Board of Education continues when the Board is not in session. A single Board member has no authority and cannot speak for the Board, but the public has a right to

expect the Board members to be able to discuss school matters with understanding. Members have a right to expect to have access to the information which makes it possible to be informed about school affairs.

- J. Much of a Board member's information may come in casual conversation with members of the public, parents, or employees of the Board. More of this information will come from publications and bulletins from the office of the Superintendent and other members of the staff. When a Board member is seeking information about a specific problem, the Superintendent would be asked to prepare a report on the matter with the help of staff.
- K. At times a person or group of persons may confront a single Board member with a problem or complaint which should be handled by the Superintendent or a member of the staff. The policy of the Board in such cases should be clear to all - no member, nor the Board itself, will officially consider such problems or complaints until they have been submitted to the proper authority, the Superintendent of Schools, and a report made by the Superintendent to the Board in session. If satisfactory adjustment cannot be accomplished by this procedure, the Board may, if it deems it advisable, grant a hearing to the persons interested. Such hearings will be held during a regular or special session of the Board.
- L. An effective meeting of the Board of Education should have a well planned agenda. The agenda should be planned by:
 - A. The executive officer or Superintendent of Schools, whose direct responsibility for the operation of the schools provides direct knowledge of the policy, appraisal, and legislative needs of the School District.
 - B. The President of the Board who must chair the meeting of the Board of Education.
 - C. The Board Secretary who keeps Board of Education records and has technical knowledge pertinent to the meeting.

LEGAL REF.:

[105 ILCS 5/10-16.5.](#)

CROSS REF.: 1:30 (School District Philosophy), 2:20 (Powers and Duties of the Board of Education; Indemnification), 2:50 (Board Member Term of Office), 2:100 (Board Member Conflict of Interest), 2:105 (Ethics and Gift Ban), 2:210 (Organizational Board of Education Meeting)

ADOPTED: February 10, 2003

REVISED: June 13, 2005, February 26, 2007; August 11, 2015; May 28, 2019

Document Status: Draft Update

BOARD OF EDUCATION

2:170 Procurement of Architectural, Engineering, and Land Surveying Services

The Board of Education selects architects, engineers, and land surveyors to provide professional services to the District on the basis of demonstrated competence and qualifications, and in accordance with State law.

The person or representative from the firm selected shall meet with the Superintendent and the Board of Education to discuss responsibilities and scope of services.

LEGAL REF.:

~~40 U.S.C. §1101 et seq 541.~~

[50 ILCS 510/](#), Local Government Professional Services Selection Act.

[105 ILCS 5/10-20.21.](#)

Shively v. Belleville Twp. High Sch. Dist. 201, 329 Ill.App.3d 1156 (5th Dist. 2002), *appeal denied*.

ADOPTED: February 10, 2003

REVIEWED: October 15, 2013; May 28, 2019

Commented [OC2]: The Board is required to periodically review its policies for relevancy, monitor its policies for effectiveness, and consider whether any modifications are required. This policy has been reviewed in normal course and the only change recommended at this time is an update to the legal reference.

Document Status: Draft Update

OPERATIONAL SERVICES

4:100 Insurance Management

The Superintendent shall recommend and maintain all insurance programs that provide the broadest and most complete coverage available at the most economical cost, consistent with sound insurance principles.

The insurance program shall include:

1. Liability coverage to insure against any loss or liability of the School District and the listed individuals against civil rights damage claims and suits, constitutional rights damage claims and suits, and death and bodily injury and property damage claims and suits, including defense costs, when damages are sought for negligent or wrongful acts allegedly committed in the scope of employment or under the Board's direction or related to any mentoring services provided to the District's **certified licensed** staff members; Board members; employees; volunteer personnel authorized by 105 ILCS 5/10-22.34, 5/10-22.34a, and 5/10-22.34b; mentors of **certified licensed** staff members authorized in [105 ILCS 5/21A-5 et seq.](#) (new teacher), [105 ILCS 5/2-3.53a](#) (new principal), and [2-3.53b](#) (new superintendents); and student teachers.
2. Comprehensive property insurance covering a broad range of causes of loss involving building and personal property. The coverage amount shall normally be for the replacement cost or the insurable value.
3. Workers' Compensation to protect the individual employees against financial loss in case of a work-related injury, certain types of disease, or death incurred in an employee-related situation.
4. Employee insurance programs.
5. Bonding of Employees
 - a. The School District Treasurer shall be bonded in accordance with The School Code.
 - b. All other employees of the School District shall be covered by a faithful performance blanket bond of \$100,000.
6. All district owned vehicles shall be insured through a fleet policy as part of the regular insurance program.
7. Catastrophic accident insurance at the mandated benefit level for student athletes in grades 9 through 12 who sustain an accidental injury while participating in school-supervised interscholastic athletic events sanctioned by the Ill. High School Association that results in medical expenses in excess of \$50,000.

Student Insurance

Commented [OC3]: The Board is required to periodically review its policies for relevancy, monitor its policies for effectiveness, and consider whether any modifications are required. After review, the only suggested revisions are to clarify language and update the reference section.

The Board shall annually approve a company to offer student accident insurance coverage. The Board does not endorse the plan nor recommend that parents/guardians secure the coverage, and any contract is between the parent(s)/guardian(s) and the company.

LEGAL REF.:

Consolidated Omnibus Budget Reconciliation Act, Pub. L. 99-272, §10001, ~~100 Stat. 222, 26 U.S.C. §4980B(f) of the I.R.S. Code~~, 42 U.S.C. §300bb-1 et seq.

105 ILCS 5/2-3.53a, 5/2-3.53b, 5/10-20.20, 5/10-22.3, 5/10-22.3a, 5/10-22.3b, 5/10-22.3f, 5/10-22.34, 5/10-22.34a, 5/10-22.34b, 5/21A-5 et seq., and 5/22-15.

[215 ILCS 5/](#), Ill. Insurance Code.

[750 ILCS 75/](#), Ill. Religious Freedom Protection and Civil Union Act.

[820 ILCS 305/](#), Workers' Compensation Act.

CROSS REF.: 7:300 (Extracurricular Athletics)

ADOPTED: June 23, 2014

REVISED: August 11, 2014; May 28, 2019

REMOVE FROM BOARD POLICY. WE CURRENTLY USE ISBE FORMS.

Commented [OC4]: It is recommended that this form be removed as an Exhibit in the Board Policy Manual. The form is obsolete and the District's current practice is to utilize the ISBE online form.

4:140-E1 - Exhibit - Application for Fee Waiver

To be submitted to the Building Principal

Student's Name *(please print)*

School

As the parent/guardian of the above-named student, I request a waiver of school fees.

I am asking for a waiver of school fees because: *(please check at least one box)*

- The above-named student (or student's family) is currently receiving aid under Article IV of The Illinois Public Aid Code (Aid to Families with Dependent Children, AFDC) and evidence of participation is enclosed;
- The above named student currently lives in a household that meets the free or reduced lunch or breakfast eligibility guidelines established by the federal government pursuant to the National School Lunch Act, 42 U.S.C. §1758; 7 C.F.R. Part 245;
- While none of the above two statements are true, there are other reasons why I am unable to afford the school fee(s) assessed to the above-named student which are:
(describe in detail)

Supplying false information to obtain a fee waiver is a Class 4 felony (720 ILCS 5/17-6). I attest that the statements made herein are true and correct.

Parent/Guardian *(please print)*

Address

Signature

Date

DATED: November 9, 2009

Document Status: Recommended New Policy

Commented [OC5]: This is a recommended new policy in its entirety.

OPERATIONAL SERVICES

4:190 Targeted School Violence Prevention Program

Threats and acts of targeted school violence harm the District's environment and school community, diminishing students' ability to learn and a school's ability to educate. Providing students and staff with access to a safe and secure District environment is an important Board goal. While it is not possible for the District to completely eliminate threats in its environment, a Targeted School Violence Prevention Program (Program) using the collective efforts of local school officials, staff, students, families, and the community helps the District reduce these risks to its environment.

The Superintendent or designee shall develop and implement the Program. The Program oversees the maintenance of a District environment that is conducive to learning and working by identifying, assessing, classifying, responding to, and managing threats and acts of targeted school violence. The Program shall be part of the District's Comprehensive Safety and Security Plan, required by Board policy 4:170, *Safety*, and shall:

1. Establish a District-level School Violence Prevention Team to: (a) develop a District-level Targeted School Violence Prevention Plan, and (b) oversee the District's Building-level Threat Assessment Team(s)
2. Establish Building-level Threat Assessment Team(s) to assess and intervene with individuals whose behavior may pose a threat to safety. This team may serve one or more schools.
3. Comply with State and federal law and align with Board policies.

The Local Governmental and Governmental Employees Tort Immunity Act protects the District from liability. The Program does not: (1) replace the care of a physician licensed to practice medicine in all of its branches or a licensed medical practitioner or professional trained in violence prevention, assessments and counseling services, (2) extend beyond available resources within the District, (3) extend beyond the school day and/or school-sponsored events, or (4) guarantee or ensure the safety of students, District staff, or visitors.

LEGAL REF.: 105 ILCS 5/10-20.14, 5/10-21.7, 5/10-27.1A, 5/10-27.1B, 5/24-24, and 5/27-23.7.
105 ILCS 128/, School Safety Drill Act.
745 ILCS 10/, Local Governmental and Governmental Employees Tort Immunity Act.
29 Ill.Admin.Code Part 1500.

CROSS REF.: 2:240 (Board Policy Development), 4:170 (Safety), 5:90 (Abused and Neglected Child Reporting), 5:100 (Staff Development Program), 5:230 (Maintaining Student Discipline), 6:65 (Student Social and Emotional Development), 6:270 (Guidance and Counseling Program), 7:140 (Search and Seizure), 7:150 (Agency and Police Interviews), 7:180 (Prevention of and Response to Bullying, Intimidation, and Harassment), 7:185 (Teen Dating Violence Prohibited), 7:190 (Student Behavior), 7:250 (Student Support Services), 7:290 (Suicide and Depression Awareness and Prevention), 7:340 (Student Records), 8:30 (Visitors to and Conduct on School Property), 8:100 (Relations with Other Organizations and Agencies)

Document Status: Review and Monitoring

INSTRUCTION

6:10 Educational Philosophy and Objectives

District 300's mission is to provide engaging and inclusive educational experiences that empower and equip all students to discover, innovate, and succeed now and in the future. The District's educational program provides opportunities to ensure all students are college and career ready upon graduation.¹ The objectives for the educational program are to :

Commented [OC6]: Policy is revised to align with the District's mission statement as detailed in the Strategic Plan.

1. Foster self-discovery, self-awareness, and self-discipline.
2. Develop an awareness of and appreciation for cultural diversity.
3. Stimulate students' intellectual curiosity and growth.
4. Provide fundamental career concepts and skills.
5. Help students develop sensitivity to the needs and values of others and a respect for individual and group differences.
6. Help each student strive for excellence and instill a desire to reach the limit of his or her potential.
7. Encourage students to become lifelong learners.
8. Provide an educational climate and culture free of bias concerning the prorated classifications identified in Policy 7:10 *Equal Educational Opportunities*.

In order for the Board to monitor whether the educational program is attaining these objectives and to be knowledgeable of current and future resource needs, the Superintendent shall prepare an annual report that includes:

1. A review and evaluation of the present curriculum;
2. A projection of curriculum and resource needs;
3. An evaluation of, and plan to eliminate, any bias in the curriculum or instructional materials and methods concerning the classifications referred to in item 8, above;
4. Any plan for new or revised instructional program implementation; and
5. A review of present and future facility needs.

CROSS REF: 1:30 (School District Philosophy), 3:10 (Goals and Objectives), 6:15 (School Accountability), 7:10 (Equal Educational Opportunities)

ADOPTED: February 10, 2003

REVIEWED: October 15, 2013; June 11, 2019

Document Status: Draft Update

INSTRUCTION

6:60 Curriculum Content

The curriculum shall contain instruction on subjects required by State statute or regulation as follows:

1. In kindergarten through grade 8, subjects include: (a) language arts, (b) reading, (c) other communication skills, (d) science, (e) mathematics, (f) social studies, (g) art, (h) music and (i) drug and substance abuse prevention including the dangers of opioid abuse. A reading opportunity of 60 minutes per day will be promoted for all students in kindergarten through grade 3 whose reading levels are one grade level or more lower than their current grade level. Daily time of at least 30 minutes (with a minimum of at least 15 consecutive minutes if divided) will be provided for supervised, unstructured, child-directed play for all students in kindergarten through grade 5. Before the completion of grade 5, students will be offered at least one unit of cursive instruction. Beginning with the 2020-2021 school year, In grades 6, 7, or 8, students must receive at least one semester of civics education in accordance with Illinois Learning Standards for social science.
2. In grades 9 through 12, subjects include: (a) language arts, (b) writing intensive courses, (c) science, (d) mathematics, (e) social studies including U.S. history, (f) foreign language, (g) music, (h) art, (i) driver and safety education, and (j) vocational education.

Students otherwise eligible to take a driver education course must receive a passing grade in at least eight courses during the previous two semesters before enrolling in the course. The Superintendent or designee may waive this requirement if he or she believes a waiver to be in the student's best interest. The course shall include: (a) instruction necessary for the safe operation of motor vehicles, including motorcycles, to the extent that they can be taught in the classroom, (b) classroom instruction on distracted driving as a major traffic safety issue, (c) instruction on required safety and driving precautions that must be observed at emergency situations, highway construction and maintenance zones, and railroad crossings and their approaches, and (d) instruction concerning law enforcement procedures for traffic stops, including a demonstration of the proper actions to be taken during a traffic stop and appropriate interactions with law enforcement. Automobile safety instruction covering traffic regulations and highway safety must include instruction on the consequences of alcohol consumption and the operation of a motor vehicle. The eligibility requirements contained in State law for the receipt of a certificate of completion from the Secretary of State shall be provided to students in writing at the time of their registration.

Commented [OC7]: Updated in response to 105 ILCS 5/27-13.2, amended by P.A. 102-195

Commented [OC8]: Updated in response to 105 ILCS 5/27-6.3, added by P.A. 102-357.

Commented [OC9]: Remove outdated language.

3. In grades 7 through 12, as well as in interscholastic athletic programs, steroid abuse prevention must be taught.
4. In kindergarten through grade 12, provided it can be funded by private grants or the federal government, violence prevention and conflict resolution must be stressed, including: (a) causes of conflict, (b) consequences of violent behavior, (c) non-violent resolution, and (d) relationships between drugs, alcohol, and violence.
5. In grades kindergarten through 12, age-appropriate Internet safety must be taught, the scope of which shall be determined by the Superintendent or designee. The curriculum must incorporate policy 6:235, *Access to Electronic Networks* and, at a minimum, include: (a) education about appropriate online behavior, (b) interacting with other individuals on social networking websites and in chat rooms, and (c) cyberbullying awareness and response.
6. In all grades, students must receive developmentally appropriate opportunities to gain computer literacy skills that are embedded in the curriculum.
7. In all grades, character education must be taught including respect, responsibility, fairness, caring, trustworthiness, and citizenship in order to raise students' honesty, kindness, justice, discipline, respect for others, and moral courage. Instruction in all grades will include educating students about behaviors that violate policy 7:180, *Prevention of and Response to Bullying, Intimidation, and Harassment*.
8. In all schools, citizenship values must be taught, including: (a) American patriotism, (b) democratic principles of representative government (the American Declaration of Independence, the Constitution of the United States of America and the Constitution of the State of Illinois) ~~freedom, justice, and equality~~, (c) proper use and display of the American flag, (d) the Pledge of Allegiance, and (e) the voting process.
9. In all grades, physical education must be taught including a developmentally planned and sequential curriculum that fosters the development of movement skills, enhances health-related fitness, increases students' knowledge, offers direct opportunities to learn how to work cooperatively in a group setting, and encourages healthy habits and attitudes for a healthy lifestyle. Unless otherwise exempted, all students are required to engage daily during the school day in a physical education course. For exemptions and substitutions, see policies 6:310, *High School Credit for Non-District Experiences; Course Substitutions; Re-Entering Students* and 7:260, *Exemption from Physical Education*.
10. In all schools, health education must be stressed, including: (a) proper nutrition, (b) physical fitness, (c) components necessary to develop a sound mind in a healthy body, (d) dangers and avoidance of abduction, and (e) age-appropriate and evidence-informed sexual abuse and assault awareness and prevention education in all grades. The Superintendent shall implement a comprehensive health education program in accordance with State law.
11. In all schools career/vocational education must be taught, including (a) the importance of work, (b) the development of basic skills to enter the world of work and/or continue formal education, (c) good work habits and values, (d) the relationship between learning and work, (e) if possible, a student work program

Commented [OC10]: Updated in response to 105 ILCS 5/10-20.73, 5/10-20.74, and 5/27-22(e)(3.5), added by P.A. 101-654. 105 ILCS 5/10-20.74, added by P.A. 101-654, requires that districts submit an annual report to ISBE regarding educational technology capacities and policies.

Commented [OC11]: Updated to align with Illinois statute

Commented [OC12]: Required by 105 ILCS 5/10-23.13(a), added by P.A. 102-610. *Evidence-informed per Erin's Law* means modalities that were created utilizing components of evidence-based treatments or curriculums.

that provides the student with work experience as an extension of the regular classroom. A career awareness and exploration program must be available at all grade levels.

12. In grades 9 through 12, consumer education must be taught, including: (a) financial literacy, including consumer debt and installment purchasing (including credit scoring, managing credit debt, and completing a loan application); budgeting; savings and investing; banking (including balancing a checkbook, opening a deposit account, and the use of interest rates); understanding simple contracts; State and federal income taxes; personal insurance policies; the comparison of prices; higher education student loans; identity-theft security; and homeownership (including the basic process of obtaining a mortgage and the concepts of fixed and adjustable rate mortgages, subprime loans, and predatory lending); and (b) the roles of consumers interacting with agriculture, business, labor unions and government in formulating and achieving the goals of the mixed free enterprise system.
13. Beginning in the fall of 2022, in grades 9 through 12, intensive instruction in computer literacy, which may be included as a part of English, social studies, or any other subject.
14. Beginning in the fall of 2022, in grades 9 through 12, a unit of instruction on media literacy that includes, but is not limited to, all of the following topics: (a) accessing information to evaluate multiple media platforms and better understand the general landscape and economics of the platforms, and issues regarding the trustworthiness of the source of information; (b) analyzing and evaluating media messages to deconstruct media representations according to the authors, target audience, techniques, agenda setting, stereotypes, and authenticity to distinguish fact from opinion; (c) creating media to convey a coherent message using multimodal practices to a specific target audience that includes, but is not limited to, writing blogs, composing songs, designing video games, producing podcasts, making videos, or coding a mobile or software application; (d) reflecting on media consumption to assess how media affects the consumption of information and how it triggers emotions and behavior; and (e) social responsibility and civics to suggest a plan of action in the class, school, or community for engaging others in a respectful, thoughtful, and inclusive dialogue over a specific issue using facts and reason.
15. Beginning in the fall of 2023, in grades 9 through 12, an opportunity for students to take at least one computer science course aligned to Illinois learning standards. Computer science means the study of computers and algorithms, including their principles, hardware and software designs, implementation, and impact on society. Computer science does not include the study of everyday uses of computers and computer applications; e.g., keyboarding or accessing the Internet.
16. In all schools, conservation of natural resources must be taught, including: (a) home ecology, (b) endangered species, (c) threats to the environment, (d) the importance of the environment to life as we know it.
17. In all schools, United States (U.S.) history must be taught, including: (a) the principles of representative government, (b) the Constitutions of the U.S. and

Commented [OC13]: Updated in response to 105 ILCS 5/27-22(e)(3.5), added by P.A. 101-654. Remove outdated language.

Commented [OC14]: Updated in response to 105 ILCS 5/27-20.08, added by P.A. 102-55. Remove outdated language.

Commented [OC15]: Updated in response to 105 ILCS 5/27-23.15(b), added by P.A. 101-654. Remove outdated language.

Commented [OC16]: Updated in response to 105 ILCS 5/27-21, amended by P.A. 102-411.

Illinois, (c) the role of the U.S. in world affairs, (d) the role of labor unions, (e) the role and contributions of ethnic groups, including but not limited to, the African Americans, Albanians, Asian Americans, Bohemians, Czechs, French, Germans, Hispanics (including the events related to the forceful removal and illegal deportation of Mexican-American U.S. citizens during the Great Depression), Hungarians, Irish, Italians, Lithuanians, Polish, Russians, Scots, and Slovaks in the history of this country and State, (f) a study of the roles and contributions of lesbian, gay, bisexual, and transgender (LGBT) people in the history of the U.S. and Illinois, ~~and~~ (g) Illinois history, and (h) the contributions made to society by Americans of different faith practices, including, but not limited to, Muslim Americans, Jewish Americans, Christian Americans, Hindu Americans, Sikh Americans, Buddhist Americans, and any other collective community of faith that has shaped America.

In addition, all schools shall hold an educational program on the United States Constitution on Constitution Day, each September 17, commemorating the September 17, 1787 signing of the Constitution. However, when September 17 falls on a Saturday, Sunday, or holiday, Constitution Day shall be held during the preceding or following week.

18. In grade 7 and all high school courses concerning U.S. history or a combination of U.S. history and American government, students must view a Congressional Medal of Honor film made by the Congressional Medal of Honor Foundation, provided there is no cost for the film.
19. In all schools, the curriculum includes instruction as determined by the Superintendent or designee on the Holocaust and crimes of genocide, including Nazi atrocities of 1933-1945, Armenian Genocide, the Famine-Genocide in Ukraine, and more recent atrocities in Cambodia, Bosnia, Rwanda, and Sudan.
20. In all schools, the curriculum includes instruction as determined by the Superintendent or designee on the history, struggles, and contributions of women.
21. ~~In~~ all schools, the curriculum includes instruction as determined by the Superintendent or designee on Black History, including the history of the pre-enslavement of Black people from 3,000 BCE to AD 1619, the African slave trade, slavery in America, the study of the reasons why Black people came to be enslaved, and the vestiges of slavery in this country, the study of the American civil rights renaissance, as well as the struggles and contributions of African-Americans.
22. In all grades, violence prevention and conflict resolution must be integrated, including: (a) causes of conflict, (b) alternative solutions, (c) non-violent resolution, provided it can be funded by private grants or the federal government.
23. In all schools offering a secondary agricultural education program, courses as required by [105 ILCS 5/2-3.80](#).
24. In all schools, instruction during courses as determined by the Superintendent or designee on disability history, awareness, and the disability rights movement.
25. Beginning in the fall of 2022, in all schools, instruction as determined by the Superintendent or designee on the events of Asian American history, including the history of Asian Americans in Illinois and the Midwest, as well as the

Commented [OC17]: Updated in response to 105 ILCS 5/27-20.4, amended by P.A. 101-654.

Commented [OC18]: Updated in response to 105 ILCS 5/27-20.8, added by P.A. 102-44. Remove outdated language.

contributions of Asian Americans toward advancing civil rights from the 19th century onward, which must include the contributions made by individual Asian Americans in government and the arts, humanities, and sciences, as well as the contributions of Asian American communities to the economic, cultural, social, and political development of the United States.

26. In kindergarten through grade 8, education must be available to students concerning effective methods of preventing and avoiding traffic injuries related to walking and bicycling.

27. In grades 9 through 12, a unit of instruction about the process of naturalization by which a foreign citizen or foreign national becomes a U.S. citizen that includes content from the components of the naturalization test administered by the U.S. Citizenship and Immigration Services.

Commented [OC19]: Section added to comply with 105 ILCS 5/27-23.15, added by P.A. 102-472.

LEGAL REF.:

[Pub. L. No. 108-447](#), Section 111 of Division J, Consolidated Appropriations Act of 2005.

[Pub. L. No. 110-385](#), Title II, 122 stat. 4096 (2008), Protecting Children in the 21st Century Act.

47 C.F.R. §54.520.

5 ILCS 465/3 and 465/3a.

20 ILCS 2605/2605-480.

105 ILCS 5/2-3.80(e) and (f), 5/10-20.73-79 (final citation pending), 5/10-23.13, 5/27-3, 5/27-3.5, 5/27-5, 5/27-6, 5/27-6.5, 5/27-7, 5/27-12, 5/27-12.1, 5/27-13.1, 5/27-13.2, 5/27-20.08, 5/27-20.3, 5/27-20.4, 5/27-20.5, 5/27-20.7, 5/27-20.8, 5/27-21, 5/27-22, 5/27-23.3, 5/27-23.4, 5/27-23.7, 5/27-23.8, 5/27-23.10, 5/27-23.11, 5/27-23.15, [5/27-23.16](#), 5/27-24.1, and 5/27-24.2.

[105 ILCS 435/](#), and [110/3](#), [Comprehensive Health Education Program](#).

[105 ILCS 435/](#), [Vocational Education Act](#).

625 ILCS 5/6-408.5, [Ill. Vehicle Code](#).

[23 Ill.Admin.Code §§1.420](#), [1.425](#), [1.430](#), and [1.440](#).

CROSS REF.: [4:165 \(Awareness and Prevention of Child Sex Abuse and Grooming Behaviors\)](#), [6:20 \(School Year Calendar and Day\)](#), [6:40 \(Curriculum Development\)](#), [6:70 \(Teaching About Religions\)](#), [6:235 \(Access to Electronic Networks\)](#), [7:180 \(Prevention of and Response to Bullying, Intimidation, and Harassment\)](#), [7:185 \(Teen Dating](#)

Commented [OC20]: The Legal References are updated.

Violence Prohibited), 7:190 (Student Behavior); 7:260 (Exemption from Physical Education)

ADOPTED: February 10, 2003

REVISED: November 28, 2005; February 26, 2007; January 28, 2008; May 26, 2009; April 26, 2010; February 13, 2012; November 12, 2012; January 13, 2014; August 11, 2015; February 28, 2017; August 14, 2018; May 28, 2019; January 28, 2020

Document Status: Draft Update

INSTRUCTION

6:180 Extended Instructional Programs

The District may offer the following programs in accordance with State law and the District's educational philosophy:

1. Nursery schools for children between the ages of 2 and 6 years.
2. Before-and after-school programs for students in grades K-6.
3. Child Care and Training Center for pre-school children and for students whose parents work.
4. Model day care services program in cooperation with the State Board of Education.
5. Tutorial program.
6. Adult education program.
7. Outdoor education program.
8. Summer school, whether for credit or not.
9. Independent study, whether for credit or not.
10. Support services and instruction for students who are, or whose parents/guardians are, chemically dependent.
11. Activities to address intergroup conflict resolution.
12. Advanced vocational training and/or career education program.

LEGAL REF.:

105 ILCS 5/10-22.18a, 5/10-22.18b, 5/10-22.18c, 5/10-22.20, 5/10-22.20a, 5/10-22.20b, 5/10-22.20c, 5/10-22.29, 5/10-22.33A, 5/10-22.33B, 5/10-23.2, 5/27-22.1, 5/27-22.3, 5/27-23.6.

105 ILCS 110/3, Comprehensive Health Education Program. and

105 ILCS 433/, Vocational Academies Act.

CROSS REF.: 6:310 (Credit for Alternative Courses and Programs, and Course Substitutions)

ADOPTED: September 26, 2017

Commented [OC21]: The Board is required to periodically review its policies for relevancy, monitor its policies for effectiveness, and consider whether any modifications are required. After review, the only suggested revisions are to the legal references.

Document Status: Review and Monitoring

INSTRUCTION

6:190 Extracurricular and Co-Curricular Activities

The Superintendent or designee ~~shall~~ **must** approve an activity in order for it to be considered a District-sponsored extracurricular or co-curricular activity, using the following criteria: ~~The Superintendent or designee shall approve all District-sponsored extracurricular and co-curricular activities, using the following criteria:~~¹

Commented [OC22]: Policy is revised for consistency and to reflect current District practice.

1. The activity will contribute to the leadership abilities, social well-being, self-realization, good citizenship, or general growth of ~~student-participants members~~.
2. Fees ~~assessed students~~ are reasonable and do not exceed the actual cost of operation.
- ~~2-3.~~ The District has sufficient financial resources for the activity.
- ~~3-4.~~ Requests from students.
- ~~4-5.~~ The activity will be supervised by a school-approved sponsor.

Building Principals are responsible for the scheduling and announcing of student extracurricular and co-curricular activities.

All student participants must be in attendance for at least half of the academic school day in order to participate in same-day contests, competitions, or events. Exceptions may be determined by school administration.

Non-school sponsored student groups are governed by the District's policy 7:330, Student Use of Buildings - Equal Access. ~~on student use of school buildings.~~

Academic Criteria for Participation

For students in kindergarten through 8th grades: ~~S~~ Sselection of members or participants is at the discretion of the teachers, sponsors, or coaches, provided that the selection criteria conform to the District's policies. Students must satisfy all academic standards and must comply with the activity's rules and the student conduct code.

For middle and high school students: ~~A~~ According to the Illinois High School Association [IHSA], student IHSA participants must pass twenty-five credit hours of high school per week, or five .5 credit courses. Students must pass and earn full graduation credit for twenty-five credit hours per semester to be eligible for the following semester. Additional IHSA requirements can be found at ihsa.org. Students who are ineligible to participate in physical education classes will be ineligible for athletic participation. Supporting eligibility definitions and expectations are determined by school administration.

LEGAL REF.:

[105 ILCS 5/10-20.30](#) and [5/24-24](#).

CROSS REF.: 4:170 (Safety), 7:10 (Equal Educational Opportunities), 7:40 (Nonpublic School Students, Including Parochial and Home-Schooled Students), 7:240 (Conduct Code for Participants in Extracurricular Activities), 7:300 (Extracurricular Athletics), 7:330 (Student Use of Buildings - Equal Access)

ADOPTED: June 10, 2013

REVISED: May 28, 2019

Document Status: Draft Update

INSTRUCTION

6:230 Library Media Program

The Superintendent or designee shall manage the District's library media program to comply with, (1) State law and Illinois State Board of Education rule, and (2) the following standards:

1. The program includes an organized collection of resources available to students and staff to supplement classroom instruction, foster reading for pleasure, enhance information literacy, and support research, as appropriate to students of all abilities in the grade levels served.
2. Financial resources for the program's resources and supplies are allocated to meet students' needs.
3. Students in all grades served have equitable access to library media resources.
4. The advice of an individual who is qualified according to ISBE rule is sought regarding the overall direction of the program, including the selection and organization of materials, provision of instruction in information and technology literacy, and structuring the work of library paraprofessionals.
5. Staff members are invited to recommend additions to the collection.
6. Students may freely select resource center materials as well as receive guided selection of materials appropriate to specific, planned learning experiences.
7. The program is guided by the principles of the American Library Association's *Library Bill of Rights* and its interpretation for school libraries.

Parents/guardians, employees, and community members who believe that library media program resources violate rights guaranteed by any law or Board policy may file a complaint using Board policy 2:260, *Uniform Grievance Procedure*.²

The Superintendent or designee shall establish criteria consistent with this policy for the review of objections. Parents/guardians, employees, and community members with suggestions or complaints about library media program resources may complete a *Library Media Resource Objection Form*. The Superintendent or designee shall inform the parent/guardian, employee, or community member, as applicable, of the District's decision.

LEGAL REF:

[23 Ill.Admin.Code §1.420\(o\)](#).

Commented [OC23]: Additional language includes a reference to the American Library Association's (ALA) *Library Bill of Rights*, which includes the following:

1. Books and other library resources should be provided for the interest, information, and enlightenment of all people of the community the library serves. Materials should not be excluded because of the origin, background, or views of those contributing to their creation.
2. Libraries should provide materials and information presenting all points of view on current and historical issues. Materials should not be proscribed or removed because of partisan or doctrinal disapproval.
3. Libraries should challenge censorship in the fulfillment of their responsibility to provide information and enlightenment.
4. Libraries should cooperate with all persons and groups concerned with resisting abridgment of free expression and free access to ideas.
5. A person's right to use a library should not be denied or abridged because of origin, age, background, or views.
6. Libraries which make exhibit spaces and meeting rooms available to the public they serve should make such facilities available on an equitable basis, regardless of the beliefs or affiliations of individuals or groups requesting their use.
7. All people, regardless of origin, age, background, or views, possess a right to privacy and confidentiality in their library use. Libraries should advocate for, educate about, and protect people's privacy, safeguarding all library use data, including personally identifiable information.


Commented [OC24]: Language revised to mirror Policy 2:260, *Uniform Grievance Procedure*.

CROSS REF.: 6:60 (Curriculum Content), 6:170 (Title I Programs), 6:210 (Instructional Materials)

ADOPTED: February 10, 2003

REVISED: October 31, 2008; May 26, 2009

REVIEWED: October 15, 2013; June 11, 2019



Document Status: Review and Monitoring

INSTRUCTION

6:240 Field Trips

A field trip is a school sponsored one-day excursion of students under the supervision of a faculty member(s) for educational purposes.¹ An extended field trip is a school sponsored educational trip under the supervision of a faculty member(s) that requires an overnight stay of one or more days.

The Board of Education permits field trips when the experiences are an integral part of the school curriculum and contribute to the District's desired educational goals.

Student activities involving travel shall be authorized by the Superintendent or designee. Board approval is required when travel is to a state not contiguous with Illinois or is outside the continental U.S. Each trip authorization shall be based on the written rationale of the travel's educational value as well as the safety and welfare of the students involved.

Guidelines for field trips are:

1. All field trips shall be adequately supervised by staff members and other adults.
2. Whenever entrance fees, food, lodging or other costs are involved, these costs shall be assumed by the student unless otherwise stipulated by the Board of Education, provided that no student shall be excluded from any field trip because of a lack of funds. On all field trips, a fee will be set to help defray the cost of transportation and/or other costs.
3. Parental permission must be obtained in writing when a field trip is planned.

The district representative responsible for this activity shall arrange for the supervision and appropriate alternative learning experiences for non-participating students.

Privately arranged trips, including those led by District staff members, shall not be represented as or construed to be sponsored by the District or school. The District does not provide liability protection for privately arranged trips and is not responsible for any damages arising from them.

Limitations on Extended Field Trips

1. Unless otherwise stipulated by the Board of Education, extended field trips must be self-supporting with students paying for operating costs and the cost of chaperones and bus drivers.

Commented [OC25]: The Board is required to periodically review its policies for relevancy, monitor its policies for effectiveness, and consider whether any modifications are required. This policy has been reviewed in normal course and no revisions are suggested at this time.

2. At its discretion, the Board of Education, in limited instances with extenuating circumstances, may advance the funds necessary with the obligation of the proposing organization to repay the District by the end of the current academic year or within six months, whichever is longer. Under extraordinary circumstances, the Board of Education may elect to cover the cost of a particular field trip either partially or in its entirety.

LEGAL REF.:

[105 ILCS 5/29-3.1.](#)

CROSS REF.: 4:140 (Waiver of Student Fees), 6:10 (Educational Philosophy and Objectives), 7:10 (Equal Educational Opportunities), 7:270 (Administering Medicines to Students)

ADOPTED: February 10, 2003

REVISED: February 23, 2009; June 10, 2013; May 28, 2019

Document Status: Draft Update

STUDENTS

7:190 Student Behavior

The goals and objectives of this policy are to provide effective discipline practices that: (1) ensure the safety and dignity of students and staff; (2) maintain a positive, weapons-free, and drug-free learning environment; (3) keep school property and the property of others secure; (4) address the causes of a student's misbehavior and provide opportunities for all individuals involved in an incident to participate in its resolution; and (5) teach students positive behavioral skills to become independent, self-disciplined citizens in the school community and society.

When and Where Conduct Rules Apply

A student is subject to disciplinary action for engaging in *prohibited student conduct*, as described in the section with that name below, whenever the student's conduct is reasonably related to school or school activities, including, but not limited to:

1. On, or within sight of, school grounds before, during, or after school hours or at any time;
2. Off school grounds at a school-sponsored activity or event, or any activity or event that bears a reasonable relationship to school;
3. Traveling to or from school or a school activity, function, or event; or
4. Anywhere, if the conduct interferes with, disrupts, or adversely affects the school environment, school operations, or an educational function, including, but not limited to, conduct that may reasonably be considered to: (a) be a threat or an attempted intimidation of a staff member; or (b) endanger the health or safety of students, staff, or school property.

Prohibited Student Conduct

The school administration is authorized to discipline students for gross disobedience or misconduct, including but not limited to:

1. Using, possessing, distributing, purchasing, or selling tobacco or nicotine materials, including without limitation, electronic cigarettes, including by students age 18 and over.
2. Using, possessing, distributing, purchasing, or selling alcoholic beverages. Students who are in the opinion of a District staff member under the influence of an alcoholic beverage are not permitted to attend school or school functions and are treated as though they had alcohol in their possession.

3. Using, being under the influence in the opinion of a District staff member (including positive indications of handling), possessing, distributing, purchasing, selling, or offering for sale:
 - a. Any illegal drug or controlled substance, or cannabis (including marijuana, hashish, and medical cannabis unless the student is authorized to be administered a medical cannabis infused product under *Ashley's Law*).
 - b. Any anabolic steroid unless it is being administered in accordance with a physician's or licensed practitioner's prescription.
 - c. Any performance-enhancing substance on the Illinois High School Association's most current banned substance list unless administered in accordance with a physician's or licensed practitioner's prescription.
 - d. Any prescription drug when not prescribed for the student by a physician or licensed practitioner, or when used in a manner inconsistent with the prescription or prescribing physician's or licensed practitioner's instructions. The use or possession of medical cannabis, even by a student for whom medical cannabis has been prescribed, is prohibited unless the student is authorized to be administered a medical cannabis infused product under *Ashley's Law*.
 - e. Any inhalant, regardless of whether it contains an illegal drug or controlled substance: (a) that a student believes is, or represents to be capable of, causing intoxication, hallucination, excitement, or dulling of the brain or nervous system; or (b) about which the student engaged in behavior that would lead a reasonable person to believe that the student intended the inhalant to cause intoxication, hallucination, excitement, or dulling of the brain or nervous system. The prohibition in this section does not apply to a student's use of asthma or other legally prescribed inhalant medications.
 - f. Any substance inhaled, injected, smoked, consumed, or otherwise ingested or absorbed with the intention of causing a physiological or psychological change in the body, including without limitation, pure caffeine in tablet or powdered form.
 - g. *Look-alike* or counterfeit drugs, including a substance that is not prohibited by this policy, but one: (a) that a student believes to be, or represents to be, an illegal drug, controlled substance, or other substance that is prohibited by this policy; or (b) about which a student engaged in behavior that would lead a reasonable person to believe that the student expressly or impliedly represented to be an illegal drug, controlled substance, or other substance that is prohibited by this policy.
 - h. Drug paraphernalia, including devices that are or can be used to: (a) ingest, inhale, or inject cannabis or controlled substances into the body; and (b) grow, process, store, or conceal cannabis or controlled substances.

Students who are under the influence of any prohibited substance, as determined by District staff, are not permitted to attend school or school functions and are treated as though they had the prohibited substance, as applicable, in their possession.

4. Using, possessing, controlling, or transferring a *weapon* as that term is defined in the **Weapons** section of this policy, or violating the **Weapons** section of this policy.
5. Using or possessing an electronic paging device. Using a cellular telephone, video recording device, personal digital assistant (PDA), or other electronic device in any manner that disrupts the educational environment or violates the rights of others, including audio or video recording of another person without express permission to do so and using the device to take photographs in locker rooms or bathrooms, cheat, or otherwise violate student conduct rules. Prohibited conduct specifically includes, without limitation, creating, sending, sharing, viewing, receiving, or possessing an indecent visual depiction of oneself or another person through the use of a computer, electronic communication device, or cellular phone. Please refer to 7:190 AP5, *Student Discipline - Electronic Signaling Devices* for grade specific procedures found in the Parent/Guardian Handbook and the school handbook for additional expectations regarding the use of electronic devices.
6. Using or possessing a laser pointer unless under a staff member's direct supervision and in the context of instruction.
7. Disobeying rules of student conduct or directives from staff members or school officials. Examples of disobeying staff directives include refusing a District staff member's request to stop, present school identification, or submit to a search.
8. Engaging in academic dishonesty, including without limitation, cheating, intentionally plagiarizing, wrongfully giving or receiving help during an academic examination, altering report cards, and wrongfully obtaining test copies or scores.
9. Engaging in hazing or any kind of bullying or aggressive behavior that does physical or psychological harm to a staff person or another student, or urging other students to engage in such conduct. Prohibited conduct specifically includes, without limitation, any use of violence, intimidation, force, noise, coercion, threats, stalking, harassment, sexual harassment, public humiliation, theft or destruction of property, retaliation, hazing, bullying, bullying using a school computer or a school computer network, or other comparable conduct.
10. Engaging in any sexual activity, including without limitation, offensive touching, sexual harassment, indecent exposure (including mooning), and sexual assault. This does not include the non-disruptive: (a) expression of gender or sexual orientation or preference, or (b) display of affection during non-instructional time.
11. Teen dating violence, as described in Board policy 7:185, *Teen Dating Violence Prohibited*.
12. Causing or attempting to cause damage to, or stealing or attempting to steal, school property or another person's personal property.
13. Entering school property or a school facility without proper authorization.
14. In the absence of a reasonable belief that an emergency exists, calling emergency responders (such as calling 911); signaling or setting off alarms or signals indicating the presence of an emergency; or indicating the presence of a bomb or explosive device on school grounds, school bus, or at any school activity.

15. Being absent or tardy without a recognized excuse; State law and School Board policy regarding truancy control will be used with chronic and habitual truants.
16. Being involved with any public school fraternity, sorority, or secret society, by: (a) being a member; (b) promising to join; (c) pledging to become a member; or (d) soliciting any other person to join, promise to join, or be pledged to become a member.
17. Being involved in gangs or gang-related activities, including displaying gang symbols or paraphernalia.
18. Violating any criminal law, including but not limited to, assault, battery, arson, theft, gambling, eavesdropping, vandalism, and hazing.
19. Making an explicit threat on an Internet website or social media platform against a school employee, a student, or any school-related personnel if the Internet website through which the threat was made is a site that was accessible within the school at the time the threat was made or was available to third parties who worked or studied within the school grounds at the time the threat was made, and the threat could be reasonably interpreted as threatening to the safety and security of the threatened individual because of his or her duties or employment status or status as a student inside the school.
20. Operating an unmanned aircraft system (UAS) or drone for any purpose on school grounds or at any school event unless granted permission by the Superintendent or designee.
21. Engaging in any activity, on or off campus, that interferes with, disrupts, or adversely affects the school environment, school operations, or an educational function, including but not limited to, conduct that may reasonably be considered to: (a) be a threat or an attempted intimidation of a staff member; or (b) endanger the health or safety of students, staff, or school property.
22. Using, possessing, controlling, or transferring any explosive or incendiary device. This includes any component of an explosive or incendiary device, e.g., schematics or other drawings, ignition agent, container, wiring, etc., when it is reasonably determined that the component was intended to be used as part of an explosive or incendiary device.
23. Student dress that is disruptive of the educational process, constitutes a threat to the safety or health of the student or others and/or is in violation of applicable law or ordinance.
24. Parking in an unauthorized lot or parking area; not following school rules specific to on-site parking or engaging in a reckless/unsafe manner with a vehicle.
25. Loitering or congregating with others in bathrooms; blocking or preventing others from entering or leaving a bathroom; one student is permitted to be in a bathroom stall at one time.

Definition of Possession

For purposes of this policy, the term *possession* includes having control, custody, or care, currently or in the past, of an object or substance, including situations in which the item is: (a) on the student's person; (b) contained in another item belonging to, or under the control of, the student, such as in the student's clothing, backpack, or automobile;

Commented [OC26]: Infractions are added to address frequent student behavior.

(c) in a school's student locker, desk, or other school property; or (d) at any location on school property or at a school-sponsored event. "Forgetting" that an item is on one's person or in one's locker, desk, purse, backpack, or vehicle located on school property, etc., does not constitute lack of possession. Similarly, coming onto school grounds or to a school-sponsored event in a vehicle which the student knows contains an item constitutes possession of that item, even if the vehicle or the item is not the student's.

Efforts, including the use of positive interventions and supports, shall be made to deter students, while at school or a school-related event, from engaging in aggressive behavior that may reasonably produce physical or psychological harm to someone else. The Superintendent or designee shall ensure that the parent/guardian of a student who engages in aggressive behavior is notified of the incident. The failure to provide such notification does not limit the Board's authority to impose discipline, including suspension or expulsion, for such behavior.

No disciplinary action shall be taken against any student that is based totally or in part on the refusal of the student's parent/guardian to administer or consent to the administration of psychotropic or psychostimulant medication to the student.

Student Searches

Students have no reasonable expectation of privacy in their desks, lockers, school parking lots, vehicles located on school property, or other property owned or controlled by the school or their personal effects left in those areas. To maintain order and security in the schools, school authorities may inspect and search these areas and/or personal effects left in these areas, without notice to or the consent of the student, and without a search warrant. The Administrative Regulations further describe the District's right to search students and their property and to seize all resulting materials and evidence.

Disciplinary Measures

School officials shall limit the number and duration of expulsions and out-of-school suspensions to the greatest extent practicable, and, where practicable and reasonable, shall consider forms of non-exclusionary discipline before using out-of-school suspensions or expulsions. School personnel shall not advise or encourage students to drop out voluntarily due to behavioral or academic difficulties. Potential disciplinary measures include, without limitation, any of the following:

1. Notifying parent(s)/guardian(s).
2. Disciplinary conference.
3. Withholding of privileges.
4. Temporary removal from the classroom.
5. Return of property or restitution for lost, stolen, or damaged property.
6. In-school suspension. The Building Principal or designee shall ensure that the student is properly supervised.

7. After-school study or Saturday study provided the student's parent/guardian has been notified. If transportation arrangements cannot be agreed upon, an alternative disciplinary measure must be used. The student must be supervised by the detaining teacher or the Building Principal or designee.
8. Community service with local public and nonprofit agencies that enhances community efforts to meet human, educational, environmental, or public safety needs. The District will not provide transportation. School administration shall use this option only as an alternative to another disciplinary measure, giving the student and/or parent/guardian the choice.
9. Seizure of contraband; confiscation and temporary retention of personal property that was used to violate this policy or school disciplinary rules.
10. Suspension of bus riding privileges in accordance with Board policy 7:220, *Bus Conduct*.
11. Out-of-school suspension from school and all school activities in accordance with Board policy 7:200, *Suspension Procedures*. A student who has been suspended shall also be restricted from being on school grounds and at school activities.
12. Expulsion from school and all school activities for a definite time period not to exceed two calendar years in accordance with Board policy 7:210, *Expulsion Procedures*. A student who has been expelled shall also be restricted from being on school grounds and at school activities.
13. Transfer to an alternative program if the student is expelled or otherwise qualifies for the transfer under State law. The transfer shall be in the manner provided in [Article 13A](#) or [13B of the School Code](#).
14. Notifying juvenile authorities or other law enforcement when appropriate including without limitation, the conduct involves criminal activity, including but not limited to, illegal drugs (controlled substances), *look-alikes*, alcohol, or weapons or in other circumstances as authorized by the reciprocal reporting agreement between the District and local law enforcement agencies.
15. Peer jury.

The above list of disciplinary measures is a range of options that will not always be applicable in every case. In some circumstances, it may not be possible to avoid suspending or expelling a student because behavioral interventions, other than a suspension and expulsion, will not be appropriate and available, and the only reasonable and practical way to resolve the threat and/or address the disruption is a suspension or expulsion. Students enrolled in the District's State-funded preschool program(s) may be temporarily removed or transitioned to a new program in accordance with federal and State law. State law prohibits the expulsion of students from the program(s).

Students enrolled in the District's State-funded preschool program(s) may be temporarily removed or transitioned to a new program in accordance with federal and State law. State law prohibits the expulsion of students from the program(s).

Corporal punishment is prohibited. *Corporal punishment* is defined as slapping, paddling, or prolonged maintenance of students in physically painful positions, or

intentional infliction of bodily harm. Corporal punishment does not include reasonable force as needed to maintain safety for students, staff, or other persons, or for the purpose of self-defense or defense of property.

Isolated Time Out, Time Out, and Physical Restraint

Neither isolated time out, time out, nor physical restraint shall be used to discipline or punish a student. These methods are only authorized for use as permitted in [105 ILCS 5/10-20.33](#), State Board of Education rules ([23 Ill.Admin.Code §§ 1.280, 1.285](#)), and the District's procedure(s).

Weapons

A student who is determined to have brought one of the following objects to school, any school-sponsored activity or event, or any activity or event that bears a reasonable relationship to school shall be expelled for a period of at least one calendar year but not more than two calendar years:

1. A *firearm*, meaning any gun, rifle, shotgun, or weapon as defined by Section 921 of Title 18 of the United States Code ([18 U.S.C. § 921](#)), firearm as defined in Section 1.1 of the Firearm Owners Identification Card Act ([430 ILCS 65/](#)), or firearm as defined in Section 24-1 of the Criminal Code of 1961 ([720 ILCS 5/24-1](#)).
2. A knife, brass knuckles, or other knuckle weapon regardless of its composition, a billy club, or any other object if used or attempted to be used to cause bodily harm, including *look-alikes* of any *firearm* as defined above.
3. Spent live and spent ammunition.

The expulsion requirement under either paragraph one or two above may be modified by the Superintendent, and the Superintendent's determination may be modified by the Board on a case-by-case basis. The Superintendent or designee may grant an exception to this policy, upon the prior request of an adult supervisor, for students in theatre, cooking, ROTC, martial arts, and similar programs, whether or not school-sponsored, provided the item is not equipped, nor intended, to do bodily harm.

This policy's prohibitions concerning weapons apply regardless of whether: (1) a student is licensed to carry a concealed firearm, or (2) the Board permits visitors, who are licensed to carry a concealed firearm, to store a firearm in a locked vehicle in a school parking area.

Re-Engagement of Returning Students

The Superintendent or designee shall maintain a process to facilitate the re-engagement of students who are returning from an out-of-school suspension, expulsion, or an alternative school setting. The goal of re-engagement shall be to support the student's ability to be successful in school following a period of exclusionary discipline

and shall include the opportunity for students who have been suspended to complete or make up work for equivalent academic credit.

Required Notices

A school staff member shall immediately notify the office of the Building Principal in the event that he or she: (1) observes any person in possession of a firearm on or around school grounds; however, such action may be delayed if immediate notice would endanger students under his or her supervision, (2) observes or has reason to suspect that any person on school grounds is or was involved in a drug-related incident, or (3) observes a battery committed against any staff member. Upon receiving such a report, the Building Principal or designee shall immediately notify the local law enforcement agency, Ill. State Police (ISP), and any involved student's parent/guardian. *School grounds* includes modes of transportation to school activities and any public way within 1000 feet of the school, as well as school property itself.

Delegation of Authority

Each teacher, and any other school personnel when students are under his or her charge, is authorized to impose any disciplinary measure, other than suspension, expulsion, corporal punishment, or in-school suspension, that is appropriate and in accordance with the policies and rules on student discipline. Teachers, other certificated [licensed] educational employees, and other persons providing a related service for or with respect to a student, may use reasonable force as needed to maintain safety for other students, school personnel, or other persons, or for the purpose of self-defense or defense of property. Teachers may temporarily remove students from a classroom for disruptive behavior.

The Superintendent, Building Principal, Assistant Building Principal, or Dean of Students is authorized to impose the same disciplinary measures as teachers and may suspend students guilty of gross disobedience or misconduct from school (including all school functions) and from riding the school bus, up to 10 consecutive school days, provided the appropriate procedures are followed. The Board may suspend a student from riding the bus in excess of 10 school days for safety reasons.

Incorporated

by Reference: 7:190-AP4 (Use of Isolated Time Out, Time Out, and Physical Restraint)

LEGAL REF.:

[20 U.S.C. §6081](#), Pro-Children Act of 1994.

[20 U.S.C. §7961](#) *et seq.*, Gun Free Schools Act.

[105 ILCS 5/10-20.5b](#), [5/10-20.14](#), [5/10-20.28](#), [5/10-20.36](#), [5/10-21.7](#), [5/10-21.10](#), [5/10-22.6](#), [5/10-27.1A](#), [5/10-27.1B](#), [5/22-33](#), [5/24-24](#), [5/26-12](#), [5/27-23.7](#), and [5/31-3](#).

[105 ILCS 110/3.10](#), Critical Health Problems and Comprehensive Health Education Act.

[410 ILCS 130/](#), Compassionate Use of Medical Cannabis Pilot Program.

[410 ILCS 647/](#), Powdered Caffeine Control and Education Act.

[430 ILCS 66/](#), Firearm Concealed Carry Act.

[23 Ill.Admin.Code §§ 1.280, 1.285](#).

CROSS REF.: 2:150 (Committees), 2:240 (Board Policy Development), 5:230 (Maintaining Student Discipline), 6:110 (Programs for Students At Risk of Academic Failure and/or Dropping Out of School and Graduation Incentives Program), 7:70 (Attendance and Truancy), 7:130 (Student Rights and Responsibilities), 7:140 (Search and Seizure), 7:150 (Agency and Police Interviews), 7:160 (Student Appearance), 7:170 (Vandalism), 7:180 (Prevention of and Response to Bullying, Intimidation, and Harassment), 7:185 (Teen Dating Violence Prohibited), 7:200 (Suspension Procedures), 7:210 (Expulsion Procedures), 7:220 (Bus Conduct), 7:230 (Misconduct by Students with Disabilities), 7:240 (Conduct Code for Participants in Extracurricular Activities), 7:270 (Administering Medicines to Students), 7:310 (Restrictions on Publications; Elementary Schools), 7:315 (Restrictions on Publications; High Schools), 8:30 (Visitors to and Conduct on School Property)

Adopted: August 23, 2022

Document Status: Review and Monitoring

STUDENTS

7:275 Orders to Forgo Life-Sustaining Treatment

Written orders from parent(s)/guardian(s) to forgo life-sustaining treatment for their child must be signed by the student's physician and given to the Building Principal, Building Nurse, ~~or Superintendent~~, or District Nurse.¹ This policy shall be interpreted in accordance with the Illinois Health Care Surrogate Act. [755 ILCS 40/](#).

Whenever an order to forgo life-sustaining treatment is received, the ~~Superintendent~~ District Nurse shall convene a multi-disciplinary team that includes the child's parent(s)/guardian(s) and physician, as well as school personnel designated by the ~~Superintendent~~ District Nurse or designee.

The team shall determine guidelines to be used by school staff members in the event the child suffers a life-threatening episode at school or a school event.

~~The~~ District personnel shall convey orders to forgo life-sustaining treatment to the appropriate emergency or healthcare provider.

LEGAL REF.:

Health Care Surrogate Act, [755 ILCS 40/](#).

[Cruzan v. Director, Missouri Dept. of Health](#), 497 U.S. 261 (1990).

In re C.A., a minor, 236 Ill.App.3d 594 (1st Dist. 1992).

ADOPTED: February 13, 2018

Commented [OC27]: The Board is required to periodically review its policies for relevancy, monitor its policies for effectiveness, and consider whether any modifications are required. This policy has been reviewed in normal course and no revisions are suggested at this time.

Document Status: Draft Update

STUDENTS

7:305 Student Athlete Concussions and Head Injuries

The Superintendent or designee shall develop and implement a program to manage concussions and head injuries suffered by students. The program shall:

1. Fully implement the Youth Sports Concussion Safety Act (YSCSA),¹ that provides, without limitation, each of the following:
 - a. The Board must appoint or approve member(s) of a Concussion Oversight Team for the District.
 - b. The Concussion Oversight Team shall establish each of the following based on peer-reviewed scientific evidence consistent with guidelines from the Centers for Disease Control and Prevention:
 - i. A return-to-play protocol governing a student's return to interscholastic athletics practice or competition following a force of impact believed to have caused a concussion. The Superintendent or designee shall supervise an athletic trainer or other person responsible for compliance with the return-to-play protocol.
 - ii. A return-to-learn protocol governing a student's return to the classroom following a force of impact believed to have caused a concussion. The Superintendent or designee shall supervise the person responsible for compliance with the return-to-learn protocol.
 - c. Each student and the student's parent/guardian shall be required to sign a concussion information receipt form each school year before participating in an interscholastic athletic activity.
 - d. A student shall be removed from an interscholastic athletic practice or competition immediately if any of the following individuals believes that the student sustained a concussion during the practice and/or competition: a coach, a physician, a game official, an athletic trainer, the student's parent/guardian, the student, or any other person deemed appropriate under the return-to-play protocol.
 - e. A student who was removed from interscholastic athletic practice or competition shall be allowed to return only after all statutory prerequisites are completed, including without limitation, the return-to-play and return-to-learn protocols developed by the Concussion Oversight Team. An athletic team coach or assistant coach may not authorize a student's return-to-play or return-to-learn.
 - f. The following individuals must complete concussion training as specified in the Youth Sports Concussion Safety Act YSCSA: all coaches or assistant coaches

Commented [OC28]: The Board is required to periodically review its policies for relevancy, monitor its policies for effectiveness, and consider whether any modifications are required. This policy has been reviewed in normal course and the only revisions recommended at this time are the reference to an acronym and an update to references.

- (whether volunteer or a district employee) of interscholastic athletic activities; nurses, licensed healthcare professionals or non-licensed healthcare professionals who serve on the Concussion Oversight Team (whether or not they serve on a volunteer basis); athletic trainers; game officials of interscholastic athletic activities; and physicians who serve on the Concussion Oversight Team.
- g. The Board shall approve school-specific emergency action plans for interscholastic athletic activities to address the serious injuries and acute medical conditions in which a student's condition may deteriorate rapidly.
2. Comply with the concussion protocols, policies, and by-laws of the Illinois High School Association (IHSA), including its *Protocol for Implementation of NFHS Sports Playing Rules for Concussions*, which includes its *Return to Play (RTP) Policy*. These specifically require that:
 - a. A student athlete who exhibits signs, symptoms, or behaviors consistent with a concussion in a practice or game shall be removed from participation or competition at that time.
 - b. A student athlete who has been removed from an interscholastic contest for a possible concussion or head injury may not return to that contest unless cleared to do so by a physician licensed to practice medicine in all its branches in Illinois or a certified athletic trainer.
 - c. If not cleared to return to that contest, a student athlete may not return to play or practice until the student athlete has provided his or her school with written clearance from a physician licensed to practice medicine in all its branches in Illinois, advanced practice registered nurse, physician assistant or a certified athletic trainer working in conjunction with a physician licensed to practice medicine in all its branches in Illinois.
 3. Require that all high school coaching personnel, including the head and assistant coaches, and athletic directors obtain online concussion certification by completing online concussion awareness training in accordance with [105 ILCS 25/1.15](#).
 4. Require all student athletes to view the IHSA video about concussions.
 5. Inform student athletes and their parent(s)/guardian(s) about this policy in the *Agreement to Participate* or other written instrument that a student athlete and his or her parent/guardian must sign before the student is allowed to participate in a practice or interscholastic competition.
 6. Provide coaches and student athletes and their parent(s)/guardian(s) with educational materials from the IHSA regarding the nature and risk of concussions and head injuries, including the risks inherent in continuing to play after a concussion or head injury.
 7. Include a requirement for staff members to notify the parent/guardian of a student who exhibits symptoms consistent with that of a concussion.
 8. Include a requirement for staff members to distribute the Ill. Dept. of Public Health concussion brochure to any student or the parent/guardian of a student who may have sustained a concussion, regardless of whether or not the

concussion occurred while the student was participating in an interscholastic athletic activity, if available.

9. Include a requirement for certified athletic trainers to complete and submit a monthly report to the IHSA on student-athletes who have sustained a concussion during: 1) a school-sponsored activity overseen by the athletic trainer; or 2) a school-sponsored event of which the athletic director is made aware.

LEGAL REF.:

[105 ILCS 5/22-80](#)

105 ILCS 25/1.15, Interscholastic Athletic Organization Act.

20 ILCS 2310/2310-307, Civil Administrative Code of Illinois.

CROSS REF.: 4:170 (Safety), 5:100 (Staff Development Program), 7:300 (Extracurricular Athletics)

ADOPTED: February 13, 2012

REVISED: June 28, 2016; February 28, 2017; February 13, 2018; May 28, 2019

Document Status: Review Monitoring Update

STUDENTS

7:330 Student Use of Buildings - Equal Access

Non-curriculum related student groups may meet on school premises during non-instructional time if approved by the Building Principal. *Non-instructional time means time set aside by the school before actual classroom instruction begins or after actual classroom instruction ends. Non-curricular student groups are those student groups, clubs, or organizations that do not directly relate to the curriculum.*

Commented [OC29]: Language added for clarity.

If the meeting is student-initiated and not a part of a school sponsored activity, it must be conducted according to the following guidelines:

1. Attendance is voluntary;
2. The school will not participate in or sponsor it;
3. School employees can be present at religious meetings only in a non-participatory capacity;
4. It cannot materially and substantially interfere with the orderly conduct of educational activities within the school;
5. Non-school persons may not direct, conduct, control, or regularly attend; and
6. The school maintains its authority to maintain order and discipline.
7. *A school staff member or other responsible adult is present in a supervisory capacity.*

The Superintendent or designee shall develop administrative procedures which will implement this policy.

LEGAL REF.:

[20 U.S.C. §4071](#) *et seq.*, Equal Access Act.

[Bd. of Ed. of Westside Community Sch. Dist. v. Mergens](#), 496 U.S. 226 (1990).

Gernetzke v. Kenosha Unified Sch. Dist. No. 1, 274 F.3d 464 (7th Cir. 2001), *cert. denied*, 535 U.S. 1017.

CROSS REF.: 7:10 (Equal Education Opportunities), 8:20 (Community Use of School Facilities)

ADOPTED: February 10, 2003

REVIEWED: October 15, 2013; May 28, 2019

Document Status: Review and Monitoring

COMMUNITY RELATIONS

8:95 Parental Involvement

In order to assure collaborative relationships between students' families, the Board of Education, and [the District personnel](#), and to enable parent(s)/guardian(s) to become active partners in [their children's](#) education, the Superintendent or designee shall ~~develop administrative procedures to:~~

1. Keep parent(s)/guardian(s) thoroughly informed about their child's school and education.
2. Encourage [parents/guardians to be](#) involved~~ment~~ in their child's school and education.
- ~~2-3.~~ [Establish effective two-way communication between parents/guardians and the District.](#)
- ~~3-4.~~ Seek input from parent(s)/guardian(s) on significant school-related issues.
5. Inform parent(s)/guardian(s) on how they can assist their children's learning.

[The Superintendent shall periodically report to the Board of Education on the implementation of this policy.](#)

CROSS REF.: 6:170 (Title I Programs), 6:250 (Community Resource Persons and Volunteers), 8:10 (Connection with the Community), 8:90 (Parent Organizations)

Commented [OC30]: The Board is required to periodically review its policies for relevancy, monitor its policies for effectiveness, and consider whether any modifications are required. Although not required, the suggested revisions have been made for clarity purposes.

COMMUNITY UNIT SCHOOL DISTRICT 300

HUMAN RESOURCES REPORT

September 26, 2023

Page 1

ADMINISTRATORS

None

RESIGNATION - ADMINISTRATORS

None

RETIREMENT – ADMINISTRATORS

None

CERTIFIED PERSONNEL

1. Recommend the following be employed by Community Unit School District 300 for the **2023-2024** school year and be compensated according to the LEAD negotiated agreement:

Name	Position	Location	FTE	Salary	Type
Aguirre-Gonzalez, Quetzally	7th Grade Dual Language Literature (.5) & Social Studies (.5)	Carpentersville Middle School	1.0	BA Step A	Replacement
Koczwarra, Natalie	3rd Grade	Lake In The Hills Elementary School	1.0	BA Step A	Replacement
Miguel, Michael	Social Studies (.7) & Alternative Education (.3)	Hampshire High School	1.0	MA Step A	Replacement
Ortiz, Sarah	7th Grade Language Arts	Carpentersville Middle School	1.0	BA Step A	Replacement
Rodwell, Allison	Music	Parkview Elementary School	1.0	BA Step A	Replacement
Stakauskaite, Saule	ELA Interventionist	Dundee-Crown High School	1.0	BA Step A	Replacement
Vargas, Grace	4th Grade Dual Language	Meadowdale Elementary School	1.0	BA Step B	Replacement

OTHER EMPLOYMENT – CERTIFIED PERSONNEL

None

Leave of absence requests are attached separately for Board of Education approval.

COMMUNITY UNIT SCHOOL DISTRICT 300

HUMAN RESOURCES REPORT

September 26, 2023

Page 2

RESIGNATION – CERTIFIED PERSONNEL

None

OTHER RESIGNATION – CERTIFIED PERSONNEL

None

RETIREMENT – CERTIFIED PERSONNEL

None

SUPERVISOR/MANAGER – EDUCATIONAL SUPPORT PERSONNEL

None

RESIGNATION – SUPERVISOR/MANAGER EDUCATIONAL SUPPORT PERSONNEL

None

RETIREMENT – SUPERVISOR/MANAGER EDUCATIONAL SUPPORT PERSONNEL

None

EDUCATIONAL SUPPORT PERSONNEL

1. Recommend employment of the following educational support personnel:

Name	Position	Location	Hourly Rate	Type
Cardenas, Thalia	Secretary - Registrar	Dundee Middle School	\$19.02	Replacement
Carlson, Isabella	Paraeducator	Lincoln Prairie Elementary School	\$18.18	Additional
Erickson, Colleen	Night Supervisor	Westfield Community School	\$19.02	Replacement
Gieseke, Paige	District Nurse	District Locations	\$29.97	Replacement
Jackson, Dakota	Paraeducator	Dundee-Crown High School	\$16.47	Replacement
Rejmer, Malgorzata	Reception Specialist	Central Office	\$17.94	Additional
Reyes, Rocxana	Paraeducator	Lincoln Prairie Elementary School	\$18.18	Additional

Leave of absence requests are attached separately for Board of Education approval.

COMMUNITY UNIT SCHOOL DISTRICT 300

HUMAN RESOURCES REPORT

September 26, 2023

Page 3

Name	Position	Location	Hourly Rate	Type
Seaborn, Lindsey	Paraeducator	Jacobs High School	\$16.47	Replacement
Sisco, Christine	Paraeducator	Dundee-Crown High School	\$16.47	Replacement
Sosa, Amanda	Paraeducator	Oak Ridge School	\$18.18	Additional
White, Antoine	Safety Staff - Night	Jacobs High School	\$17.94	Replacement

RESIGNATION – EDUCATIONAL SUPPORT PERSONNEL

1. Recommend approval of the following letters of resignation:

Name	Position	Location	Effective
Eilrich, Sherida	Paraeducator	Big Timber Elementary School	September 29, 2023
Saunders, Lisa	Paraeducator	Algonquin Lakes Elementary School	October 2, 2023

DISMISSAL – EDUCATIONAL SUPPORT PERSONNEL

None

RETIREMENT – EDUCATIONAL SUPPORT PERSONNEL

1. Recommend approval of the following request to retire:

Name	Position	Location	Effective
Alford, Susan	Paraeducator	Lake In The Hills Elementary School	May 23, 2024

COACHING/VOLUNTEER – EDUCATIONAL SUPPORT PERSONNEL

None

Leave of absence requests are attached separately for Board of Education approval.

COMMUNITY UNIT SCHOOL DISTRICT 300

HUMAN RESOURCES REPORT

September 26, 2023

Page 4

DISTRICT POSITION TRANSFERS

1. Recommend position transfers of the following personnel:

Current Class	Name	Current Position	Current Location	New Class	New Position	CBA/ Handbook	Lane-Step	New Location	Effective Date
DESPA	Lara, Cynthia	Secretary – Registrar	LKWD	Same	Principal's Secretary	Same	C, 5	Same	September 18, 2023
DESA	Pollock, Shera	Paraeducator	GES	DESPA	Human Resources Specialist (.5) & Education Services Assistant (.5)	DESPA	C, 1	CO	September 11, 2023

Leave of absence requests are attached separately for Board of Education approval.

**Freedom of Information
Board Report
September 12, 2023**

<u>FOIA#</u>	<u>Date of Request</u>	<u>Requestor</u>	<u>Subject</u>	<u>Date Completed/ STATUS</u>	<u>Time to complete in hours</u>
113-2023	8/9/2023	Kristi Upton Acme Research	Commercial Purpose - Requesting public spending information, including both capital and operating expenditures, for payments made by or on behalf of the Community Unit School District 300 during fiscal year ending in 2023. Specifically, for any payee, other than an employee or student, who was paid a cumulative total amount of \$10,000 or more, we seek the payee name, address, and the cumulative total dollar amount paid to the subject payee over the relevant time period. The \$10,000 threshold was established to minimize reporting for respondents.	Completed 9/1/2023	1
114-2023	8/9/2023	Jennifer Chrostowski Community Member	Requesting any and or all communication between Mr. Michael Williamson and any of the D300 Board Members between the dates of May 1st, 2023 till August 8th, 2023.	Completed 8/16/2023	1
115-2023	8/15/2023	William Krueger Community Member	Requesting all Account activity in the Cheerleading activities account from 1/1/2023 - 8/15/2023 Please Include all debits, credits, invoices, copies for checks received and written and copies of all invoices including the Carthage Home Camp that took place at Hampshire HS on July 10-12, 2023.	Completed 8/17/2023	3
116-2023	8/23/2023	Stephanie Parizanski Community Member	Requesting more information about August 22, 2023 BOE meeting agenda item #9.3.	Completed 8/23/2023	1
117-2023	8/24/2023	William Krueger Community Member	Requesting Hampshire High School Cheerleading - Cheerleading activities account from 6/12/2023 - 8/15/2023 Please include all debits, credits, invoices, copies for checks received and written and copies of all invoices including the Carthage Home Camp that took place at Hampshire HS on July 10-12, 2023. Camo Jeff Invoices and Payments are not included from June 10, 2023....Also the error in Cheerleading Uniforms purchased out of the activities account for \$3093.00 that was to be reimbursed by Hampshire HS per Jeff Ehardt. Also missing all information on the Carthage Home Camp that took place at Hampshire HS on July 10-12, 2023.	Pending	
118-2023	8/28/2023	Rexal Alzona SmartProcure	Commercial Purpose - Requesting any and all purchasing records from 6/27/2023 to current. The specific information requested from your record keeping system is: 1. Purchase order number. If purchase orders are not used a comparable substitute is acceptable, i.e., invoice, encumbrance, or check number 2. Purchase date 3. Line item details (Detailed description of the purchase) 4. Line item quantity 5. Line item price 6. Vendor ID number, name, address, contact person and their email address	Completed 8/30/2023	1.5
119-2023	8/30/2023	Rosa Leonard Community Member	Requesting Community Finance Committee Minutes (including all agenda packets and attachments) Agency: The Community Unit School District 300 Years: 2007-2012.	Completed 8/31/2023	3
120-2023	8/30/2023	Alex Tovar Community Member	Requesting for all records (including all applications, resumes and attachments) pertaining to the membership of Jason D. Proctor to The Community Unit School District 300's Community Finance Committee.	Completed 8/31/2023	2
121-2023	9/1/2023	Kristina Konstanty Community Member	Requesting (1) Records requested from August 2019 to present with a breakdown by year, (2) Number of students who have unenrolled from D300, (3) Number of D300 staff who are eligible to be in a union but are not contributing union membership dues, (4) Number of students enrolled, (5) Number of union-eligible D300 staff	Pending	
122-2023	9/5/2023	Bennett Haerberle NBC 5 Chicago	Requesting 1. Copies of individual 11-01 forms (AKA the physical restraint and time out forms) submitted to ISBE from your District for the 2021-2022 and 2022-2023 school years, and any supplemental materials associated with these reports. 2. Copies of the restraint and time out summary reports for the 2021-2022 and 2022-2023 school years, and any supplemental materials associated with these reports	Pending	

**Freedom of Information
Board Report
September 26, 2023**

<u>FOIA#</u>	<u>Date of Request</u>	<u>Requestor</u>	<u>Subject</u>	<u>Date Completed/ STATUS</u>	<u>Time to complete in hours</u>
117-2023	8/24/2023	William Krueger Community Member	Requesting Hampshire High School Cheerleading - Cheerleading activities account from 6/12/2023 - 8/15/2023 Please include all debits, credits, invoices, copies for checks received and written and copies of all invoices including the Carthage Home Camp that took place at Hampshire HS on July 10-12, 2023. Camo Jeff Invoices and Payments are not included from June 10, 2023....Also the error in Cheerleading Uniforms purchased out of the activities account for \$3093.00 that was to be reimbursed by Hampshire HS per Jeff Ehardt. Also missing all information on the Carthage Home Camp that took place at Hampshire HS on July 10-12, 2023.	Completed 9/6/2023	5
121-2023	9/1/2023	Kristina Konstanty Community Member	Requesting (1) Records requested from August 2019 to present with a breakdown by year, (2) Number of students who have unenrolled from D300, (3) Number of D300 staff who are eligible to be in a union but are not contributing union membership dues, (4) Number of students enrolled , (5) Number of union-eligible D300 staff	Completed 9/8/2023	3
122-2023	9/5/2023	Bennett Haeberle NBC 5 Chicago	Requesting 1. Copies of individual 11-01 forms (AKA the physical restraint and time out forms) submitted to ISBE from your District for the 2021-2022 and 2022-2023 school years, and any supplemental materials associated with these reports. 2. Copies of the restraint and time out summary reports for the 2021-2022 and 2022-2023 school years, and any supplemental materials associated with these reports	Completed 9/11/2023	12
123-2023	9/7/2023	David Speedow Community Member	Requesting 5/9/2023 unedited video of open session of board meeting. Specifically around the introduction of Jorge Almodovar. His family were introduced and asked questions by Susan Harkin. Harkin specifically asked Mr. Almodovar where his kids attended school. That portion is not seen/heard on the YouTube version. Communication/directions from 2020 to current date regarding "unlisting" and or posting board meeting videos as "unlisted" on YouTube.	Completed 9/8/2023	1.5
124-2023	9/11/2023	Christine Seebauer Community Member	Requesting the possible number of students that would register for programs at NISRA (Northern Illinois Special Recreation Association), that would have to pay non-resident fees because they're not also residing in a member districts boundaries. 1 - The total number of students attending a District 300 school, private school, or home school, that live within Algonquin Recreation boundaries, with the exception of students that also live within any of these Park District boundaries: Barrington Hills Park District, Dundee Township Park District, and Huntley Park District. 2 - The number of students with an IEP (or similar), attending a District 300 school, private school, or home school, that live within Algonquin Recreation boundaries, with the exception of students that also live within any of these Park District boundaries: Barrington Hills Park District, Dundee Township Park District, and Huntley Park District. 3 - The number of students with a 504 plan, attending a District 300 school, private school, or home school, that live within Algonquin Recreation boundaries, with the exception of students that also live within any of these Park District boundaries: Barrington Hills Park District, Dundee Township Park District, and Huntley Park District. 4 - The number of students in an early intervention program, attending a District 300 school, private school, or home school, that live within Algonquin Recreation boundaries, with the exception of students that also live within any of these Park District boundaries: Barrington Hills Park District, Dundee Township Park District, and Huntley Park District.	Completed 9/11/2023	1
125-2023	9/11/2023	Rose Santos FOIA Group Inc	Requesting a copy of the following documents relevant to FY23RFP-18 / FY23 - RFP #1 Secondary Science Materials 1. Bidders list 2. Customer evaluation 3. Evaluation/scoring notes 4. List of companies who submitted proposals 5. Performance Reports 6. Winning Proposal 7. Solicitation/RFP 8. Source Selection Documents 9. Statement of Work (SOW) 10. Studies/Reports 11. All submitted proposals.	Pending	
126-2023	9/13/2023	Janine Asmus Community Member	Requesting identify (by employee name and work email address) each and every District employee who is certified as a school librarian (meaning they have the school library licensure and/or endorsement in library media) and who is currently working in that capacity in your District's library/libraries/media centers this academic school year. Please note that a "certified school librarian" may also be called a "District Librarian," "certified media specialist," or an "information specialist."	Completed 9/15/2023	1.5
127-2023	9/20/2023	Joanna McCall COGENCY Global, Inc.	Requesting RFP records related to Enterprise Resource Planning (ERP) Software, issued in January 2023 and awarded in September 2023 to Skyward. Please provide a list of responding vendors, a list of short-listed vendors; RFI/RFP responses (proposals); score sheets and committee recommendations; and the final executed contract(s)/SOW including pricing, exhibits, attachments, pricing, and addendums.	Pending	



COMMUNITY UNIT SCHOOL DISTRICT NO. 300 BOARD OF EDUCATION MEMO

DATE: September 12, 2023

TO: Dr. Susan Harkin, Superintendent
Board of Education

FROM: Diane White, Director of Purchasing

Presented at the following Board Meetings	
Board Operations Committee	09/12/2023
Policy/Legislative	
School Utilization	
BOE 1st Reading	09/12/2023
BOE 2nd Reading	09/26/2023

SUBJECT: Contract Pricing for Music Instruments – 1st Extension

Background

On August 23, 2022, the Board of Education approved the contract pricing bid for the procurement of music instruments.

The original bid documents pertaining to the annual district-wide acquisition of music instruments were made available on June 20, 2022. This bid solicited unit pricing for a twelve-month duration, with the potential for two one-year extensions. The deadline for the submission of bids was set for July 12, 2022, at 11:00 a.m., and the bid request was disseminated through BidNet. In response, four qualified vendors submitted their bids.

Among these, three vendors have committed to maintaining their pricing without any escalation and have executed the offer letter for the initial extension of the contract, as evidenced by the signed letter dated May 25, 2023, which is enclosed herein. The extension of the contract is slated to run until August 31, 2024, with the prospect of an additional one-year extension.

Detailed unit pricing for this contract is stored within the purchasing department's records. As per this arrangement, instruments will be procured as the need arises. Any instruments not encompassed by these extensions will be subject to a bidding process in October 2023.

Administrative Recommendation

Quinlan & Fabish, Burr Ridge, IL - Contract Pricing
Cassandra Strings, Algonquin, IL - Contract Pricing
PM Music, Aurora, IL - Contract pricing

The administration recommends extending the current contract for these vendors.

The estimated contract amount of \$75,000.00 is based on actual spending in fiscal year 2023.

Fiscal Impact

The education fund will fund the estimated award of \$75,000.00 for the purchase of musical instruments. (10)



DISTRICT 300



DISTRICT 300

Community Unit School District 300

2605 BUNKER HILL DRIVE

ALGONQUIN, IL 60102

Diane C. White, Director of Purchasing

PHONE: 847-551-8460 · FAX 847-551-8463

May 15, 2023

Mr. George Quinlan, Jr.
Quinlan & Fabish Music Co.
6827 High Grove Blvd.
Burr Ridge, IL 60527

Via email: ggjr@qandf.com

Bid – Contract Pricing of Musical Instruments and Equipment – First Contract Extension

Dear Mr. Quinlan,

On August 23, 2022, The Board of Education originally approved a contract with Quinlan & Fabish Music Co. for a portion of the Contract Pricing of Musical Instruments and Equipment Bid. The contract included the possibility of two one-year extensions. District 300 would like to exercise the first contract extension based on the July 12, 2022 response submitted by your firm. The extension will run from September 1, 2023 to August 31, 2024.

If your firm agrees to the pricing as shown, the administration will recommend your contract extension to the Board of Education for review by the finance committee on Tuesday, August 8, 2023 and award by the board on Tuesday, August 22, 2023.

The favor of a response is requested by May 26, 2023.

Sincerely,

Diane C White, Director of Purchasing

Acceptance to hold submitted pricing:

Service Provider

Quinlan + Fabish
Music Co.



DISTRICT 300

Community Unit School District 300

2605 BUNKER HILL DRIVE

ALGONQUIN, IL 60102

Diane C. White, Director of Purchasing

PHONE: 847-551-8460 · FAX 847-551-8463

May 15, 2023

Mr. George Quinlan, Jr.
Quinlan & Fabish Music Co.
6827 High Grove Blvd.
Burr Ridge, IL 60527

Via email: gqjr@qandf.com

Bid – Contract Pricing of Musical Instruments and Equipment – First Contract Extension

Dear Mr. Quinlan,

On August 23, 2022, The Board of Education originally approved a contract with Quinlan & Fabish Music Co. for a portion of the Contract Pricing of Musical Instruments and Equipment Bid. The contract included the possibility of two one-year extensions. District 300 would like to exercise the first contract extension based on the July 12, 2022 response submitted by your firm. The extension will run from September 1, 2023 to August 31, 2024.

If your firm agrees to the pricing as shown, the administration will recommend your contract extension to the Board of Education for review by the finance committee on Tuesday, August 8, 2023 and award by the board on Tuesday, August 22, 2023.

The favor of a response is requested by May 26, 2023.

Sincerely,

Diane C White, Director of Purchasing

Acceptance to hold submitted pricing:

Service Provider



DISTRICT 300

Community Unit School District 300

2605 BUNKER HILL DRIVE

ALGONQUIN, IL 60102

Diane C. White, Director of Purchasing

PHONE: 847-551-8460 · FAX 847-551-8463

August 24, 2022

Mr. George Quinlan, Jr.
Quinlan & Fabish Music Co.
6827 High Grove Blvd.
Burr Ridge, IL 60527

Via email: gqjr@qandf.com

Bid – Contract Pricing of Musical Instruments and Equipment

Dear Mr. Quinlan,


Congratulations! District 300 has awarded a portion of the Contract Pricing of Musical Instruments Bid to Quinlan & Fabish Music Co.! The Board of Education approved this award at their regular meeting of August 23, 2022. The estimated value of this contract is \$13,535.67 for the purchase of musical instruments. Instruments and equipment have been awarded according to the items highlighted in green under your firm's name on the attached bid tabulation. This contract term is September 1, 2022 through August 31, 2023 with the possibility of two one-year extensions.

This signed letter along with the attached documents – original Bid specifications, addenda, and your final response combined serve as the contract for this project.

Please send this signed letter via Contract Works by September 6, 2022.


Please submit your Certificate of Insurance naming the District, the Board of Education and its members individually, and its employees and agents as additional named insured prior to September 6, 2022 to bids.purchasing@d300.org.

This Agreement is entered into as of August 24, 2022.


OWNER (Signature)

Diane White


8375D43E716D90C09E2DBCBD5C76FBD7 contractworks 2022-09-12
Diane C. White, Director of Purchasing


CONTRACTOR (Signature)

George Quinlan, Jr. - Pres.
(Printed name and title)

If you have any further questions regarding this contract, please feel free to contact me at (847) 551-8460.

Sincerely,


Diane C. White, Director of Purchasing



**COMMUNITY UNIT SCHOOL DISTRICT NO. 300
BOARD of EDUCATION MEMO**

DATE: 7/27/2022

TO: Susan Harkin, Superintendent
Board of Education

FROM: Diane C. White
Director of Purchasing

Presented at the following Board Meetings	
Construction/Facility	
Finance	8/9/2022
Policy/Legislative	
School Utilization	
BOE 1st Reading	8/9/2022
BOE 2nd Reading	8/23/2022

SUBJECT: Contract Pricing for Musical Instruments

Background

District 300 published the bid for Contract Pricing for Musical Instruments via BidNet on June 20, 2022. Twenty-two vendors downloaded the bid documents from BidNet. A public bid opening was held via Google Meet and bids were opened on July 12, 2022. Four complete bids were received as well as one formal decline.

The contract term is for one year, with the possibility of two one-year extensions.

Administrative Recommendation

Cassandra Strings - Algonquin, IL: award of contract pricing for Musical Instruments for an estimated contract amount of \$25,940.96.

Music and Arts - Frederick, MD: award of contract pricing for Musical Instruments for an estimated contract amount of \$59,696.44.

PM Music Center - Aurora, IL: award of contract pricing for Musical Instruments for an estimated contract amount of \$44,279.30.

Quinlan & Fabish Music Co. - Burr Ridge, IL: award of contract pricing for Musical Instruments for an estimated contract amount of \$13,535.67.

The Administration recommends approval of these contracts.

Fiscal Impact

The total estimated award amount is \$143,452.37. Musical Instruments will be funded by Fund 10 Educational Funds.

COMMUNITY UNIT SCHOOL DISTRICT 300
Contract Pricing for Musical Instruments
Tuesday, July 12, 2022 11:00 AM CST

VENDORS									Comments
	References	Certificates	Vendor App.	W-9	Addendum 1	Signed Bid Response Form A	Signed Bid Response Form B		
Allied Solutions									
Alto Music									
Boothe Music									
Cassandra Strings	Y	Y	Y	Y	Y	Y	Y		
Delgado Guitars									
Ellman's Music Center									
Lakeshore Learning Materials									
Music & Arts	Y	Y	Y	Y	Y	Y	Y		
North American Procurement Council									
Packcraft/Proudly made									
Piano Forte Chicago									Decline
PM Music Center	Y	Y	Y	Y	Y	Y	Y		
Quinlan & Fabish	Y	Y	Y	Y	Y	Y	Y		
Romeo Music									
School Wholesale Supply									
Shreevastava									
Sweetwater Music									
Taylor Music									
Tiles in Styles									
Vic's Drum Shop									
Washington Music Center									
West Music									

Administration Recommends:

Cassandra Strings - Algonquin, IL

Recommend award of contract pricing for Musical Instruments for an estimated contract amount of **\$25,940.96**
 Local Contractor - Cassandra Thuneman - Algonquin, IL

Music and Arts - Frederick, MD

Recommend award of contract pricing for Musical Instruments for an estimated contract amount of **\$59,696.44**
 Local Contractor - Russell Pinzino - Itasca, IL

PM Music Center - Aurora, IL

Recommend award of contract pricing for Musical Instruments for an estimated contract amount of **\$44,279.30**
 Local Contractor - Eric Downs / Aurora, IL

Quinlan & Fabish Music Co. - Burr Ridge, IL

Recommend award of contract pricing for Musical Instruments for an estimated contract amount of **\$13,535.67**
 Local Contractor - George Quinlan / Burr Ridge, IL

Total Estimated Award Amount: \$143,452.37

	A	B	C	D	E	F	G	H	I	J	K	L	M	N
1							Music and Arts		Cassandra Strings		PM Music			
2	Manufacturer's Name	Manufacturer's Item Nbr	Product Description	Product Description 2	NOTES	D300 Item Number	Vendor Item Number	Price Level Breaks 1-5	Vendor Item Number	Price Level Breaks 1-5	Vendor Item Number	Price Level Breaks 1-5	Vendor Item Number	Price Level Breaks 1-5
3	RECORDERS													
4	Kingsley	SPBLACKFLAP1	Recorder	Baroque Kingsley - 1 piece With Books	No Substitutions	50-0003	NO BID		NO BID		NO BID			No bid
5	Peripole, Inc.		Recorder	Baroque Peripole - 2 piece, all colors	No Substitutions	50-0002	NO BID		NO BID		NO BID			No bid
6	Yamaha	YRS24B	Recorder	3 piece Soprano, All color options, with cleaning rod	No Substitutions	50-0001	0009220	\$4.00	NO BID		YRS24B	4.99		No bid
7	PIANOS / KEYBOARDS													
8	Yamaha	YPG235	Keyboard, portable	Grand Piano - 76 key	No Substitutions	50-0082	0095822	\$148.93	NO BID		PSREW310	249.95		No bid
9	Yamaha	Arius YDP-184	Piano, Digital /Clavinova	with bench and dolly	No Substitutions	50-0175	1411582	\$1,387.74	NO BID		NO BID			NO BID
10	Yamaha	Arius YDP-V240	Piano, Digital /Clavinova	with bench and dolly	No Substitutions	50-0125	0109509	\$1,034.51	NO BID		NO BID			NO BID
11	Yamaha	CVP-701BW	Piano, Digital /Clavinova	with bench and dolly	No Substitutions	50-0126	1492627	\$2,205.27	NO BID		NO BID			NO BID
12	Casio	PX-160BK	Digital Piano	88-Key Full Size Digital Piano	Substitutions Allowed	50-0172	0214250	\$314.58	NO BID		CDP-S350	429.95		NO BID
13	Pearl	EM1	Medi Keyboard	Mallet Station	No Substitutions	50-0199	1417931	\$927.69	NO BID		EM1	1017.95		NO BID
14	WOODWIND													
15	Fox	IV	Bassoon	Model 4 Standard	No Substitutions	50-0008	0042114	\$5,906.40	NO BID		FIV	5970.95	IV	\$ 5,961.60
16	Yamaha	YBH-301M	Baritone	Marching Series - Lacquer - Bb	No Substitutions	50-0021	0027283	\$2,036.21	NO BID		YBH-301M	2053.95	YBH301M	\$ 1,998.15
17	Jupiter	JCB1000N	Bass Clarinet		No Substitutions	50-0007	0103550	\$1,515.11	NO BID		JBC1000N	1766.95	JCB1000N	\$ 1,777.69
18	Yamaha	YCL221I	Bass Clarinet		No Substitutions	50-0006	0040562	\$2,108.97	NO BID		YCL-221II	2121.95	YCL221II	\$ 2,108.97
19	Yamaha	YOB-241	Oboe		No Substitutions	50-0005	0046479	\$1,682.04	NO BID		YOB-241	1722.95	YOB-241I	\$ 1,666.32
20	Selmer	123FB	Oboe	Step Up 4/4	No Substitutions	50-0200	0011152	\$2,238.27	NO BID		123FB	2345.95	123FB	\$ 2,283.56
21	Yamaha	YAS23	Saxophone	Alto	No Substitutions	50-0009	0150654	\$946.25	NO BID		YAS-26	1306.95	YAS26	\$ 1,213.80
22	Jupiter	YBS1100	Saxophone	Baritone	No Substitutions	50-0011	1331565	\$3,615.53	NO BID		YBS1100	4060.95	YBS1100	\$ 4,289.65
23	Yamaha	YBS-52	Saxophone	Bari - Eb	No Substitutions	50-0010	0011328	\$4,623.47	NO BID		YBS-480	4865.95	YBS480	\$ 5,360.63
24	Yamaha	YTS-200ADII	Saxophone	Saxophone - Tenor Bb	No Substitutions	50-0012	0147162	\$995.46	NO BID		YTS200ADII	1560.95	YTS200ADII	\$ 1,642.50
25	Yamaha	YTS480	Saxophone	Tenor, Intermediate	No Substitutions	50-0197	1192301	\$2,053.33	NO BID		YTS-480	2387.95	YTS480	\$ 2,460.70
26	BRASS													
27	Yamaha	YBH-301M	Baritone	Marching Series - Lacquer - Bb	No Substitutions	50-0021	0027283	\$2,036.21	NO BID		YBH-301M	2053.95	YBH301M	\$ 1,998.15
28	Yamaha	YEP321S	Euphonium	4-Valve	No Substitutions	50-0020	0000064	\$2,408.57	NO BID		YEP-321S	2401.95	YEP321S	\$ 2,476.10
29	Conn	6D	Horn, French - Double	Yellow Brass, Geyer style	No Substitutions	50-0015	0010956	\$3,122.26	NO BID		6DK	3162.95	6D	\$ 3,371.45
30	Yamaha	YHR567	Horn, French - Double	Yellow Brass, Geyer style	No Substitutions	50-0016	0023870	\$2,595.12	NO BID		YHR-567	2792.95	YHR567	\$ 2,853.36
31	Suzuki	AM200	Metallophone	Alto Standard	No Substitutions	50-0073	0012031	\$796.72	NO BID		NO BID			No bid
32	Suzuki	BM200	Metallophone	Deep Bass	No Substitutions	50-0071	0157657	\$482.98	NO BID		NO BID			No bid
33	Suzuki	SM200	Metallophone	Soprano - Standard	No Substitutions	50-0074	0157659	\$192.74	NO BID		NO BID			No bid
34	Studio 49	SM1600	Metallophone Soprano Diatonic	1601 Series Elementary Students	No Substitutions	50-0076	0079143	\$371.02	NO BID		NO BID			No bid
35	Yamaha	YSH-411WC	Sousaphone		No Substitutions	50-0023	0039905	\$7,165.79	NO BID		YSH-411WC	6797.95	YSH411WC	\$ 7,232.76
36	Yamaha	YBK-830	Trombone	Bass - Xeno Series	No Substitutions	50-0139	0080538	\$4,441.57	NO BID		YBL-830	4251.95	YBL830	\$ 4,566.10
37	Yamaha	YSL-200AD	Trombone	Student	No Substitutions	50-0013	0007825	\$514.07	NO BID		YSL200AD	741.95	YSL200AD	\$ 705.10
38	Bach	TR300H2	Trumpet		No Substitutions	50-0019	0109753	\$521.21	NO BID		TR300H2	685.95	TR300H2	\$ 589.47
39	Bundy	BTR300	Trumpet	For elementary only	No Substitutions	50-0017	1547695	\$531.91	NO BID		NO BID		BTR301	\$ 589.47
40	Yamaha	YTR-2330	Trumpet		No Substitutions	50-0018	1122463	\$548.91	NO BID		YTR-2330	791.95	YTR2330	\$ 705.10
41	Yamaha	YBB-105WC	Tuba	3-Valve 3/4 Bb Tuba	No Substitutions	50-0136	0010866	\$3,363.01	NO BID		YBB-105WC	3268.95	YBB105WC	\$ 3,425.87
42	Leblanc	7181	Clarinet	Leblanc Eb Contra Alto Clarinet	No Substitutions	50-0175	0011999	\$4,979.00	NO BID		L7181	4985.95	L7181	\$ 5,227.12
43	Geminhardt	2SP	Flute	Student Flute	No Substitutions	50-0133	NO BID	\$0.00	NO BID		2SP	429.95	2SP	\$ 497.20
44	Yamaha	YFL-222	Flute	Student Flute	No Substitutions	50-0134	1181549	\$332.13	NO BID		YFL-222	602.95	YFL222	\$ 497.20
45	Yamaha	YCL-255	Clarinet	Standard Bb Clarinet	No Substitutions	50-0176	1123050	\$261.08	NO BID		YCL-255	625.95	YCL255	\$ 522.50
46	Yamaha	YCL-622II	Clarinet	Low C Professional Bass Clarinet	No Substitutions	50-0006	0037842	\$8,704.45	NO BID		YCL-622II	8235.95	YCL622II	\$ 8,541.75
47	Yamaha	YSS-82Z	Soprano Sax	Soprano Saxophone, advanced level	No Substitutions	50-0177	0151136	\$4,327.08	NO BID		YSS-82Z	4144.95	YSS82Z	\$ 4,286.64
48	Yamaha	YBB321WC	Tuba, Concert	Lacquer/Key of Bb	No Substitutions	50-0014	0026312	\$5,634.62	NO BID		YBB-321WC	5366.95	YBB321WC	\$ 5,792.60
49	Conn	8D	French Horn -DOUBLE	French horn, advanced level	No Substitutions	50-0178	0011401	\$4,262.95	NO BID		8D	4358.95	8D	\$ 4,684.49
50	PERCUSSION													
51	Sonor	KSP60X-F	Bar, Contra Bass	Pao Rosa Primary KSP 60X Bar - F	No Substitutions	50-0202	1130401	\$224.70	NO BID		KSP60XF	260.95		No bid
52	Sonor	KSP60X-G	Bar, Contra Bass	Pao Rosa Primary KSP 60X, Bar - G	No Substitutions	50-0203	1128687	\$224.70	NO BID		KSP60XG	260.95		No bid
53	Boomwhackers	BWH13	Boomwhacker	13-Note Floor Stand - storage	No Substitutions	50-0030	1420706	\$8.08	BWH13	\$9.04	BWH13	10.95		No bid
54	Boomwhackers	BWCG	Boomwhackers	5-note Chromatics Set	No Substitutions	50-0035	0047218	\$10.86	BWCG	\$13.55	BWCG	13.95		No bid
55	Boomwhackers	BWDG	Boomwhackers	C Major Diatonic Set - 8-note	No Substitutions	50-0029	0047212	\$16.26	BWDG	\$20.27	BWDG	18.95		No bid
56	Boomwhackers	BWJG	Boomwhackers	Bass Diatonic Set 7-note	No Substitutions	50-0033	0047214	\$28.46	BWJG	\$35.49	BWJG	30.95		No bid
57	Boomwhackers	BWEG	Boomwhackers	Treble Extension Set - 7 note	No Substitutions	50-0034	0064547	\$10.27	BWEG	\$12.81	BWEG	13.95		No bid
58	Zildjian	ZBT14C	Cymbal	Crash Cymbals 14"	No Substitutions	50-0026	1026745	\$27.96	NO BID		ILH14BP	124.95		No bid

	A	B	C	D	E	F	G	H	I	J	K	L	M	N
59	Sabian	XSR1623B	Cymbal	XS20 Susbended w/ 16" Stand	No Substitutions	50-0090	1191666	\$98.87	NO BID		NO BID			No bid
60	Meinl	B20JETR	Cymbal	Extra Thin Ride - Byzance 20" Jazz	No Substitutions	50-0089	1033946	\$312.78	NO BID		NO BID			No bid
61	Humes & Berg	GL526DIV	Cymbal Bag	Deluxe 22" w/ dividers	No Substitutions	50-0194	0191722	\$76.18	NO BID		GL526DIV	123.95		No bid
62	Tama	TX517	Drum Set	2013 Stage Custom Birch 5-Piece Drum Set with 20" Bass Drum	No Substitutions	50-0179	NO BID	\$0.00	NO BID		NO BID			No bid
63	Yamaha	SBP2F50	Drum Set	w/ 20" Bass Drum 5-Piece Stage Custom Birch Shell Pack	No Substitutions	50-0087	1146986	\$483.53	NO BID		SBP2F50	600.95		No bid
64	Yamaha	CTS0234	Drum Set	Concert Toms (8000 series w/ 10,12,13,14")	No Substitutions	50-0196	0037333	\$1,147.04	NO BID		CTS-0234	1222.95		No bid
65	Orange County Drums & Percussion	HD-8500-06	Drums, Hand Pretuned	Set of 6 w/ synthetic Fiberskyn 3	No Substitutions	50-0078	0080332	\$138.70	NO BID		HD850006	165.95		No bid
66	Pacific	PDDT820X	Drum Throne	PDP 800 Series Tractor Seat	No Substitutions	50-0195	NO BID	\$0.00	NO BID		NO BID			No bid
67	Suzuki	AD250	Glockenspiel	Alto Standard	No Substitutions	50-0080	0206728	\$83.82	NO BID		NO BID			No bid
68	Suzuki	SD250	Glockenspiel	Soprano - Standard	No Substitutions	50-0081	0206730	\$84.13	NO BID		NO BID			No bid
69	Yamaha	SK275	Snare - Kit w/Stand	Student Model	Substitutions Allowed	50-0057	0210524	\$116.52	IS678BP	\$163.79	SK-285	323.95		No bid
70	Orange County Drum	OCSN0614-NBBA	Snare Drum	Maple, Orange County Drum	No Substitutions	50-0058	1059109	\$87.81	NO BID		NO BID			No bid
71	Remo	TU-1112-PM	Tubano	Kintekloth Fabric -Tubano Drumkey Tuned, 12x27"	Substitutions Allowed	50-0085	1001372	\$182.08	TU-1112-PM	\$284.00	TU1112PM	270.95		No bid
72	Remo	DP-VSTU-CC	Tubano, Set-VERSA	TF-20 Head Orange 9,11,13 in	Substitutions Allowed	50-0084	1143109	\$351.60	NO BID		NO BID			No bid
73	Suzuki	AX200	Xylophone	Standard - Alto	No Substitutions	50-0062	0206729	\$289.49	NO BID		NO BID			No bid
74	Sonor	AX-GBF	Xylophone	Beat Alto	No Substitutions	50-0065	0117878	\$337.05	NO BID		AX-GBF	408.95		No bid
75	Suzuki	SX200	Xylophone	Standard - Soprano	No Substitutions	50-0069	0157660	\$222.51	NO BID		NO BID			No bid
76	Yamaha	YX-500F	Xylophone		No Substitutions	50-0173	1321165	\$2,602.24	NO BID		YX-500F	2582.95		No bid
77	Studio 49	BX1600	Xylophone, Bass		No Substitutions	50-0061	0100710	\$1,054.49	NO BID		NO BID			No bid
78	Suzuki	BX200	Xylophone, Bass	Deep Bass	No Substitutions	50-0060	0157659	\$482.98	NO BID		NO BID			No bid
79	Ludwig	LMXYLO	Xylophone	Ludwig Musser 2.5 octave	No Substitutions	50-0024	0229327	\$568.58	NO BID		LMXYLO2	785.95	LMXYLO	\$ 714.44
80	Majestic	X6535H	Xylophone	w/ height adjustable stand	No Substitutions	50-0198	1181962	\$2,533.49	NO BID		X6535H	2662.95	X6535H	\$ 2,713.50
81	Grove	SVTB-SET	Triangle Beater	Set of 3	No Substitutions	50-0192	0055519	\$18.19	NO BID		SVTBSET	23.95		No bid
82	Grove	TR-9	Triangle	Super-Overton 9"	No Substitutions	50-0193	0053670	\$70.62	NO BID		TR9	78.95		No bid
83	STRINGS													
84	Kaces	UKUB-3/4	Bag,Bass 3/4	University Series	No Substitutions	50-0097	0071421	\$53.74	UKUB-3/4	\$ 114.98	UKUB-3/4	124.95		No bid
85	Karl Thunemann	KT80B	Bass 1/2	Student Model 80 w/ bag and bow	No Substitutions	50-0105	NO BID	\$0.00	KT80B	\$1,248	NO BID			No bid
86	Karl Thunemann	KT80B	Bass 1/4	1/4 Double Bass Outfit	No Substitutions	50-0104	NO BID	\$0.00	KT80B	\$1,248	NO BID			No bid
87	Shen	SB80	Bass, String 1/2	w/bag & bow	No Substitutions	50-0119	NO BID	\$0.00	SB80	\$1,248	SB801/2	1490.95	SB80	\$ 1,188.00
88	Shen	SB80	Bass, String 1/4	Model 168	No Substitutions	50-0118	NO BID	\$0.00	SB80	\$1,248	SB801/4	1490.95	SB80	\$ 1,188.00
89	Shen	SB80	Bass, String 1/8	w/bag & bow	No Substitutions	50-0167	NO BID	\$0.00	SB80	\$1,248	SB801/8	1490.95	SB80	\$ 1,188.00
90	Karl Thunemann	Model 80	Bass, String 3/4	3/4 Size String Bass	No Substitutions	50-0106	NO BID	\$0.00	Model 80	\$1,248	NO BID			No bid
91	Shen	SB150	Bass, String 3/4	w/bag & bow	No Substitutions	50-0170	NO BID	\$0.00	SB150	\$2,061	SB1503/4	2125.95	SB150	\$ 2,254.75
92	Shen	SB80	Bass, String 3/4	w/bag & bow	No Substitutions	50-0120	NO BID	\$0.00	SB80	\$1,248	SB803/4	1490.95	SB80	\$ 1,188.00
93	Christopher	DB200	Bass, String 1/4	w/bag & bow	No Substitutions	50-0187	NO BID	\$0.00	NO BID		DB2021/4	1677.95		No bid
94	Christopher	DB200	Bass, String 1/2	w/bag & bow	No Substitutions	50-0188	NO BID	\$0.00	NO BID		DB2021/2	1677.95		No bid
95	Christopher	DB200	Bass, String 3/4	w/bag & bow	No Substitutions	50-0189	NO BID	\$0.00	NO BID		DB2023/4	1677.95		No bid
96	Christopher	DB200	Bass, String 7/8	w/bag & bow	No Substitutions	50-0190	NO BID	\$0.00	NO BID		DB2037/8	1732.95		No bid
97	Glasser	G502	Bow - Bass, All Sizes German	All Sizes	No Substitutions	50-0091	various	\$72.50	G502	\$74.40	NO BID		HG501	\$ 103.32
98	Glasser	G502	Bow - Bass, All Sizes French	All Sizes	No Substitutions	50-0092	various	\$72.50	G502	\$74.40	NO BID		HF501	\$ 103.32
99	Glasser	F402	Bow, Cello, All Sizes	All Sizes	No Substitutions	50-0180	NO BID	\$0.00	F402	\$51.75	NO BID		H401	\$ 79.24
100	Glasser	E302	Bow - Viola, All Sizes	All Sizes	No Substitutions	50-0181	NO BID	\$0.00	E302	\$34.16	NO BID		H301	\$ 51.66
101	Glasser	C202	Bow - Violin, All Sizes	All Sizes	No Substitutions	50-0182	NO BID	\$0.00	C202	\$43.80	NO BID		H201	\$ 42.81
102	H Core	CC485-3/4	Case 3/4, Bass	Bass Case ,Nylon w/ Padded Lining	No Substitutions	50-0108	0063412	\$56.81	CC485-3/4	\$87.75	NO BID			No bid
103	Heritage	HCB32012	Case, Soft, 1/2 Cello	5mm padding	No Substitutions	50-0122	NO BID	\$0.00	HCB32044	\$41.99	NO BID			No bid
104	Heritage	HCB32044	Case, Soft, 3/4 Cello	5mm padding	No Substitutions	50-0123	NO BID	\$0.00	HCB32044	\$41.99	NO BID			No bid
105	Kaces	all sizes Cello	Case, Soft, Cello	all sizes cello soft case	No Substitutions	50-0183	various	\$71.28	UKCB	\$61.99	KCB	97.95		No bid
106	Karl Thunemann	K450	Cello 4/4 Size	outfit model	No Substitutions	50-0184	NO BID	\$0.00	K450	\$1,349	NO BID			No bid
107	Karl Thunemann	Model 150	Cello 1/2 Size	w/bag & bow	No Substitutions	50-0100	NO BID	\$0.00	Model 150	\$758	NO BID			No bid
108	Karl Thunemann	Model 80	Cello 1/2 Size	w/bag & bow	No Substitutions	50-0148	NO BID	\$0.00	Model 80	\$626	NO BID			No bid
109	Shen	150	Cello 1/2 Size	w/bag & bow	No Substitutions	50-0143	NO BID	\$0.00	150	\$758	SC1501/2	995.95	SC150	\$ 852.50
110	Karl Thunemann	Model 150	Cello 1/4 Size	w/bag & bow	No Substitutions	50-0099	NO BID	\$0.00	Model 150	\$758	NO BID			No bid
111	Karl Thunemann	Model 80	Cello 1/4 Size	w/bag & bow	No Substitutions	50-0147	NO BID	\$0.00	Model 80	\$626	NO BID			No bid
112	Shen	150	Cello 1/4 Size	w/bag & bow	No Substitutions	50-0142	NO BID	\$0.00	150	\$758	SC1501/4	995.95	SC150	\$ 852.50
113	Karl Thunemann	Model 150	Cello 1/8 Size	w/bag & bow	No Substitutions	50-0151	NO BID	\$0.00	Model 150	\$758	NO BID			No bid
114	Karl Thunemann	Model 80	Cello 1/8 Size	w/bag & bow	No Substitutions	50-0146	NO BID	\$0.00	Model 80	\$626	NO BID			No bid
115	Shar Music	PC100	Cello 3/4	3/4 size Cello outfit Franz Hoffman	No Substitutions	50-0110	NO BID	\$0.00	PC100	\$719	NO BID			No bid
116	Karl Thunemann	Model 150	Cello 3/4 Size	w/bag & bow	No Substitutions	50-0101	NO BID	\$0.00	Model 150	\$758	NO BID			No bid
117	Karl Thunemann	Model 80	Cello 3/4 Size	w/bag & bow	No Substitutions	50-0149	NO BID	\$0.00	Model 80	\$626	NO BID			No bid
118	Shen	150	Cello 3/4 Size	w/bag & bow	No Substitutions	50-0144	NO BID	\$0.00	150	\$758	SC1503/4	995.95	SC150	\$ 852.50
119	Karl Thunemann	Model 150	Cello 4/4 Size	w/bag & bow	No Substitutions	50-0096	NO BID	\$0.00	Model 150	\$758	NO BID			No bid
120	Karl Thunemann	Model 80	Cello 4/4 Size	w/bag & bow	No Substitutions	50-0150	NO BID	\$0.00	Model 80	\$626	NO BID			No bid



DISTRICT 300

Community Unit School District 300

2605 BUNKER HILL DRIVE

ALGONQUIN, IL 60102

Diane C. White, Director of Purchasing

PHONE: 847-551-8460 · FAX 847-551-8463

May 15, 2023

Mr. Jax Downs-Martinez
PM Music Center
4411 Fox Valley Center Drive
Aurora, IL 60504

Via email: buyer@pmmusiccenter.com

Bid – Contract Pricing of Musical Instruments and Equipment – First Contract Extension

Dear Mr. Downs-Martinez,

On August 23, 2022, The Board of Education originally approved a contract with PM Music Center for a portion of the Contract Pricing of Musical Instruments and Equipment Bid. The contract included the possibility of two one-year extensions. District 300 would like to exercise the first contract extension based on the July 12, 2022 response submitted by your firm. The extension will run from September 1, 2023 to August 31, 2024.

If your firm agrees to the pricing as shown, the administration will recommend your contract extension to the Board of Education for review by the finance committee on Tuesday, August 8, 2023 and award by the board on Tuesday, August 22, 2023.

The favor of a response is requested by May 26, 2023.

Sincerely,

Diane White

8375D43E716D90C09E2DBCBD5C76FBD7 contractworks 2023-05-15

Diane C White, Director of Purchasing

Acceptance to hold submitted pricing:

Jax Downs-Martinez

863A63A25E141BA4C0A3E16A52186E02 contractworks 2023-05-22

Service Provider

Jax Downs-Martinez

Director of Procurement



DISTRICT 300

Community Unit School District 300

2605 BUNKER HILL DRIVE

ALGONQUIN, IL 60102

Diane C. White, Director of Purchasing

PHONE: 847-551-8460 · FAX 847-551-8463

August 24, 2022

Mr. Jax Downs-Martinez
PM Music Center
4411 Fox Valley Center Drive
Aurora, IL 60504

Via email: buyer@pmmusiccenter.com

Bid – Contract Pricing of Musical Instruments and Equipment

Dear Mr. Downs-Martinez,

Congratulations! District 300 has awarded a portion of the Contract Pricing of Musical Instruments Bid to PM Music Center! The Board of Education approved this award at their regular meeting of August 23, 2022. The estimated value of this contract is \$44,279.30 for the purchase of musical instruments. Instruments and equipment have been awarded according to the items highlighted in green under your firm's name on the attached bid tabulation. This contract term is September 1, 2022 through August 31, 2023 with the possibility of two one-year extensions.

This signed letter along with the attached documents – original Bid specifications, addenda, and your final response combined serve as the contract for this project.

Please send this signed letter via Contract Works by September 6, 2022.

Please submit your Certificate of Insurance naming the District, the Board of Education and its members individually, and its employees and agents as additional named insured prior to September 6, 2022 to bids.purchasing@d300.org.

This Agreement is entered into as of August 24, 2022.

Diane White
8375D43E716D90C09E2DBCBD5C76FBD7 contractworks. 2022-08-30
OWNER (Signature)

Jax Downs-Martinez
863A63A25E141BA4C0A3E16A52186E02 contractworks. 2022-08-30
CONTRACTOR (Signature)

Diane C. White, Director of Purchasing

Jax Downs-Martinez Purchasing Manager
(Printed name and title)

If you have any further questions regarding this contract, please feel free to contact me at (847) 551-8460.

Sincerely,

Diane C. White
Diane C. White, Director of Purchasing



**COMMUNITY UNIT SCHOOL DISTRICT NO. 300
BOARD of EDUCATION MEMO**

DATE: 7/27/2022

TO: Susan Harkin, Superintendent
Board of Education

FROM: Diane C. White
Director of Purchasing

Presented at the following Board Meetings	
Construction/Facility	
Finance	8/9/2022
Policy/Legislative	
School Utilization	
BOE 1st Reading	8/9/2022
BOE 2nd Reading	8/23/2022

SUBJECT: Contract Pricing for Musical Instruments

Background

District 300 published the bid for Contract Pricing for Musical Instruments via BidNet on June 20, 2022. Twenty-two vendors downloaded the bid documents from BidNet. A public bid opening was held via Google Meet and bids were opened on July 12, 2022. Four complete bids were received as well as one formal decline.

The contract term is for one year, with the possibility of two one-year extensions.

Administrative Recommendation

Cassandra Strings - Algonquin, IL: award of contract pricing for Musical Instruments for an estimated contract amount of \$25,940.96.

Music and Arts - Frederick, MD: award of contract pricing for Musical Instruments for an estimated contract amount of \$59,696.44.

PM Music Center - Aurora, IL: award of contract pricing for Musical Instruments for an estimated contract amount of \$44,279.30.

Quinlan & Fabish Music Co. - Burr Ridge, IL: award of contract pricing for Musical Instruments for an estimated contract amount of \$13,535.67.

The Administration recommends approval of these contracts.

Fiscal Impact

The total estimated award amount is \$143,452.37. Musical Instruments will be funded by Fund 10 Educational Funds.

COMMUNITY UNIT SCHOOL DISTRICT 300
Contract Pricing for Musical Instruments
Tuesday, July 12, 2022 11:00 AM CST

VENDORS	References	Certificates	Vendor App.	W-9	Addendum 1	Signed Bid Response Form A	Signed Bid Response Form B	Comments
Allied Solutions								
Alto Music								
Boothe Music								
Cassandra Strings	Y	Y	Y	Y	Y	Y	Y	
Delgado Guitars								
Ellman's Music Center								
Lakeshore Learning Materials								
Music & Arts	Y	Y	Y	Y	Y	Y	Y	
North American Procurement Council								
Packcraft/Proudly made								
Piano Forte Chicago								Decline
PM Music Center	Y	Y	Y	Y	Y	Y	Y	
Quinlan & Fabish	Y	Y	Y	Y	Y	Y	Y	
Romeo Music								
School Wholesale Supply								
Shreevastava								
Sweetwater Music								
Taylor Music								
Tiles in Styles								
Vic's Drum Shop								
Washington Music Center								
West Music								

Administration Recommends:

Cassandra Strings - Algonquin, IL

Recommend award of contract pricing for Musical Instruments for an estimated contract amount of **\$25,940.96**
 Local Contractor - Cassandra Thuneman - Algonquin, IL

Music and Arts - Frederick, MD

Recommend award of contract pricing for Musical Instruments for an estimated contract amount of **\$59,696.44**
 Local Contractor - Russell Pinzino - Itasca, IL

PM Music Center - Aurora, IL

Recommend award of contract pricing for Musical Instruments for an estimated contract amount of **\$44,279.30**
 Local Contractor - Eric Downs / Aurora, IL

Quinlan & Fabish Music Co. - Burr Ridge, IL

Recommend award of contract pricing for Musical Instruments for an estimated contract amount of **\$13,535.67**
 Local Contractor - George Quinlan / Burr Ridge, IL

Total Estimated Award Amount: \$143,452.37

	A	B	C	D	E	F	G	H	I	J	K	L	M	N
	Manufacturer's Name	Manufacturer's Item Nbr	Product Description	Product Description 2	NOTES	D300 Item Number	Vendor Item Number	Price Level Breaks 1-5	Vendor Item Number	Price Level Breaks 1-5	Vendor Item Number	Price Level Breaks 1-5	Vendor Item Number	Price Level Breaks 1-5
1														
2	RECORDERS													
3	Kingley	SPBLAKFLAP1	Recorder	Baroque Kingsley - 1 piece With Books	No Substitutions	50-0003	NO BID		NO BID		NO BID			No bid
4	Peripole, Inc.		Recorder	Baroque Peripole - 2 piece, all colors	No Substitutions	50-0002	NO BID		NO BID		NO BID			No bid
5				3 piece Soprano, All color options, with cleaning rod	No Substitutions	50-0001	0009220	\$4.00	NO BID		YRS24B	4.99		No bid
6	PIANOS / KEYBOARDS													
7		YPS235	Keyboard, portable	Grand Piano - 76 key with bench and dolly	No Substitutions	50-0082	0095822	\$146.93	NO BID		PSREW310	249.95		No bid
8		YPS235	Keyboard, portable	Grand Piano - 76 key with bench and dolly	No Substitutions	50-0082	1411582	\$1,387.74	NO BID		NO BID			No bid
9		YPS235	Keyboard, portable	Grand Piano - 76 key with bench and dolly	No Substitutions	50-0082	0109509	\$1,034.51	NO BID		NO BID			No bid
10		YPS235	Keyboard, portable	Grand Piano - 76 key with bench and dolly	No Substitutions	50-0082	0149267	\$2,205.27	NO BID		NO BID			No bid
11		YPS235	Keyboard, portable	Grand Piano - 76 key with bench and dolly	No Substitutions	50-0082	0214250	\$314.58	NO BID		CDP-3350	429.95		No bid
12		YPS235	Keyboard, portable	Grand Piano - 76 key with bench and dolly	No Substitutions	50-0082	0214250	\$314.58	NO BID		CDP-3350	429.95		No bid
13		YPS235	Keyboard, portable	Grand Piano - 76 key with bench and dolly	No Substitutions	50-0082	1417931	\$927.69	NO BID		EM1	1017.95		No bid
14	WOODWIND													
15		IV	Bassoon	Model 4 Standard	No Substitutions	50-0008	0042114	\$5,906.40	NO BID		FIV	5970.95	IV	\$ 5,961.60
16		YBH-301M	Baritone	Marching Series - Lacquer - Bb	No Substitutions	50-0021	0027283	\$2,036.21	NO BID		YBH-301M	2053.95	JCB1000N	\$ 1,998.15
17		JCB1000N	Bass Clarinet	Marching Series - Lacquer - Bb	No Substitutions	50-0007	0103550	\$1,515.11	NO BID		JCB1000N	1766.95	JCB1000N	\$ 1,777.69
18		YCL221	Bass Clarinet		No Substitutions	50-0006	040562	\$2,108.97	NO BID		YCL-221II	2121.95	YCL221II	\$ 2,108.97
19		YOB-241	Oboe	Step Up 4/4	No Substitutions	50-0005	0046479	\$1,682.04	NO BID		YOB-241	1722.95	YOB-241I	\$ 1,668.32
20		I23FB	Oboe		No Substitutions	50-0200	0071152	\$2,288.27	NO BID		I23FB	2345.95	I23FB	\$ 2,283.36
21		YAS23	Saxophone	Alto	No Substitutions	50-0009	0150654	\$946.25	NO BID		YAS-26	1306.95	YAS26	\$ 1,213.80
22		YBS1100	Saxophone	Baritone	No Substitutions	50-0011	1331585	\$3,615.53	NO BID		JBS1100	4060.95	YBS1100	\$ 4,289.65
23		YBS-52	Saxophone	Baritone	No Substitutions	50-0011	0071328	\$4,623.47	NO BID		YBS-480	4865.95	YBS480	\$ 5,360.63
24		YTS-200ADII	Saxophone	Saxophone - Tenor Bb	No Substitutions	50-0012	0147162	\$995.46	NO BID		YTS200ADII	1560.95	YTS200ADII	\$ 1,642.50
25		YTS480	Saxophone	Tenor, Intermediate	No Substitutions	50-0197	1192301	\$2,053.33	NO BID		YTS-480	2387.95	YTS480	\$ 2,460.70
26	BRASS													
27		YBH-301M	Baritone	Marching Series - Lacquer - Bb	No Substitutions	50-0021	0027283	\$2,036.21	NO BID		YBH-301M	2053.95	YBH301M	\$ 1,998.15
28		YEP321S	Euphonium	4-Valve	No Substitutions	50-0020	0000064	\$2,408.57	NO BID		YEP-321S	2401.95	YEP321S	\$ 2,476.10
29		6D	Horn, French - Double	Yellow Brass, Geyer style	No Substitutions	50-0015	0010956	\$3,122.26	NO BID		60K	3162.95	6D	\$ 3,371.45
30		YHR567	Horn, French - Double	Yellow Brass, Geyer style	No Substitutions	50-0016	0028870	\$2,595.12	NO BID		YHR-567	2792.95	YHR567	\$ 2,853.36
31		AM200	Metallophone	Alto Standard	No Substitutions	50-0073	0012031	\$766.72	NO BID		NO BID			No bid
32		BM200	Metallophone	Deep Bass	No Substitutions	50-0071	0157657	\$482.98	NO BID		NO BID			No bid
33		SM200	Metallophone	Soprano - Standard	No Substitutions	50-0074	0157659	\$192.74	NO BID		NO BID			No bid
34		SM1600	Metallophone	1601 Series Elementary Students	No Substitutions	50-0076	0079143	\$371.02	NO BID		NO BID			No bid
35		YSH-411WC	Sousaphone		No Substitutions	50-0023	0039905	\$7,165.79	NO BID		YSH-411WC	6797.95	YSH411WC	\$ 7,232.76
36		YBK-830	Trumpet	Bass - Xeno Series	No Substitutions	50-0139	0080538	\$4,441.57	NO BID		YBL-830	4251.95	YBL830	\$ 4,566.10
37		YSL200AD	Trumpet	Student	No Substitutions	50-0013	0007825	\$514.07	NO BID		YSL200AD	741.95	YSL200AD	\$ 705.10
38		TR300H2	Trumpet	For elementary only	No Substitutions	50-0019	0109753	\$21.21	NO BID		TR300H2	685.95	TR300H2	\$ 569.47
39		BTR300	Trumpet		No Substitutions	50-0017	1547695	\$531.91	NO BID		NO BID		BTR300	\$ 598.47
40		YTR-2330	Tuba	3-Valve 3/4 Bbb Tuba	No Substitutions	50-0018	1122463	\$548.91	NO BID		YTR-2330	791.95	YTR2330	\$ 705.10
41		YBB-105WC	Clarinet	Leblanc Eb Contra Alto Clarinet	No Substitutions	50-0136	0010866	\$3,363.01	NO BID		YBB-105WC	3288.95	YBB105WC	\$ 3,425.87
42		7181	Clarinet	Student Flute	No Substitutions	50-0175	0011999	\$4,979.00	NO BID		L7181	4885.95	L7181	\$ 5,227.12
43		ZSP	Flute	Standard Bb Clarinet	No Substitutions	50-0133	NO BID	\$0.00	NO BID		ZSP	489.95	ZSP	\$ 497.20
44		YFL-222	Flute	Standard Bb Clarinet	No Substitutions	50-0134	1181549	\$332.13	NO BID		YFL-222	602.95	YFL222	\$ 497.20
45		YCL-255	Clarinet	Low C Professional Bass Clarinet	No Substitutions	50-0176	1123050	\$261.08	NO BID		YCL-255	625.95	YCL255	\$ 522.50
46		YCL-622II	Clarinet	Soprano Saxophone, advanced level	No Substitutions	50-0006	0007842	\$8,704.45	NO BID		YCL-622II	8235.95	YCL622II	\$ 8,541.75
47		YSS-82Z	Soprano Sax	Lacquer/Key of Bbb	No Substitutions	50-0177	0151138	\$4,327.08	NO BID		YSS-82Z	4144.95	YSS82Z	\$ 4,286.64
48		YBB321WC	Tuba, Concert	French horn, advanced level	No Substitutions	50-0014	0026312	\$5,634.62	NO BID		YBB321WC	5366.95	YBB321WC	\$ 5,792.60
49		8D	Cymbal	Crash Cymbals 14"	No Substitutions	50-0178	0071401	\$4,262.85	NO BID		8D	4358.95	8D	\$ 4,684.49
50	PERCUSSION													
51		KSP60X-F	Bar, Contra Bass	Pao Rosa Primary KSP 60X Bar - F	No Substitutions	50-0202	1130401	\$224.70	NO BID		KSP60XF	260.95		No bid
52		KSP60X-G	Bar, Contra Bass	Pao Rosa Primary KSP 60X Bar - G	No Substitutions	50-0203	1129887	\$224.70	NO BID		KSP60XG	260.95		No bid
53		BWH13	Boomwhacker	13-Note Floor Stand - storage	No Substitutions	50-0030	1420706	\$8.08	NO BID		BWH13	10.95		No bid
54		BWICG	Boomwhacker	5-note Chromatics Set	No Substitutions	50-0035	0407218	\$10.86	NO BID		BWICG	13.95		No bid
55		BWDG	Boomwhacker	C Major Diatonic Set - 8-note	No Substitutions	50-0029	0047212	\$16.26	NO BID		BWDG	\$20.27		No bid
56		BWJG	Boomwhacker	Bass Diatonic Set 7-note	No Substitutions	50-0033	0047214	\$28.46	NO BID		BWJG	\$35.49		No bid
57		BWEG	Boomwhacker	Treble Extension Set - 7 note	No Substitutions	50-0034	0064547	\$10.27	NO BID		BWEG	\$12.81		No bid
58		ZBT14C	Cymbal	Crash Cymbals 14"	No Substitutions	50-0026	1026745	\$27.96	NO BID		ILH14BP	124.95		No bid

A	B	C	D	F	G	H	I	J	K	L	M	N
59	Saban	XSR1623B Cymbal	XS20 Suspended w/ 16" Stand	No Substitutions	50-0090	\$98.87	NO BID		NO BID			No bid
60	Meiri	B20/E1R Cymbal	Extra Thin Ride - Byzance 20" Jazz	No Substitutions	50-0089	\$12.76	NO BID		NO BID			No bid
61	Humes & Berg	GL5260IV Cymbal Bag	Deluxe 22" w/ dividers	No Substitutions	50-0194	\$191.722	NO BID		GL5260IV	123.95		No bid
62	Tama	YX517 Drum Set	2013 Stage Custom Birch 5-Piece Drum Set with 20" Bass Drum	No Substitutions	50-0179	\$0.00	NO BID		NO BID			No bid
63	Yamaha	SBP2F50 Drum Set	w/ 20" Bass Drum 5-Piece Stage Custom Birch Shell Pack	No Substitutions	50-0087	\$483.53	NO BID		SBP2F50	600.95		No bid
64	Yamaha	CTS0234 Drum Set	Concert Toms (8000 series w/ 10,12,13,14")	No Substitutions	50-0196	\$1,147.04	NO BID		CTS-0234	1222.95		No bid
65	Orange County Drums & Percussion	HP-8500-06 Drums, Hand Pretuned	Set of 6 w/ synthetic Fiberskyn 3	No Substitutions	50-0078	\$138.70	NO BID		HP850006	165.95		No bid
66	Pacific	PDD1820X Drum Throne	PDP-800 Series Tractor Seat	No Substitutions	50-0195	\$0.00	NO BID		NO BID			No bid
67	Suzuki	A2020 Glockenspiel	Alto Standard	No Substitutions	50-0080	\$83.82	NO BID		NO BID			No bid
68	Suzuki	SD250 Glockenspiel	Soprano - Standard	No Substitutions	50-0081	\$84.13	NO BID		NO BID			No bid
69	Yamaha	SK275 Share - Kit w/Stand	Student Model	Substitutions Allowed	50-0057	\$116.52	IS6788P	\$163.79	SK-285	323.95		No bid
70	Orange County Drum	OCSN0614-NBBA Snare Drum	Maple, Orange County Drum	No Substitutions	50-0058	\$97.81	NO BID		NO BID			No bid
71	Remo	TU-1112-PM Tubano	Kintekloth Fabric-Tubano Drumkey Tuned, 12x22"	Substitutions Allowed	50-0085	\$182.08	TU-1112-PM	\$284.00	TU1112PM	270.95		No bid
72	Remo	DP-VSTU-CC Tubano, Set-VERSA	Tf-20 Head Orange 9.11.13 in	Substitutions Allowed	50-0084	\$51.09	NO BID		NO BID			No bid
73	Suzuki	AX200 Xylophone	Standard - Alto	No Substitutions	50-0062	\$286.49	NO BID		NO BID			No bid
74	Sonor	AX-GBF Xylophone	Beat Alto	No Substitutions	50-0065	\$117.878	NO BID		AX-GBF	408.95		No bid
75	Suzuki	SX200 Xylophone	Standard - Soprano	No Substitutions	50-0069	\$222.51	NO BID		NO BID			No bid
76	Yamaha	YX-500F Xylophone	Standard - Soprano	No Substitutions	50-0173	\$1,064.49	NO BID		YX-500F	2582.95		No bid
77	Studio 49	BX1600 Xylophone, Bass	Deep Bass	No Substitutions	50-0061	\$462.98	NO BID		NO BID			No bid
78	Suzuki	BX200 Xylophone, Bass	Ludwig Musser 2.5 octave	No Substitutions	50-0060	\$668.98	NO BID		NO BID			No bid
79	Ludwig	LMXYLO Xylophone	Ludwig Musser 2.5 octave	No Substitutions	50-0024	\$2,533.49	NO BID		LMXYLO	785.95		No bid
80	Majestic	X6535H Xylophone	w/ height adjustable stand	No Substitutions	50-0198	\$18.19	NO BID		X6535H	2662.95		No bid
81	Grove	SVTB-SET Triangle Beater	Set of 3	No Substitutions	50-0192	\$0.00	NO BID		SVTBSET	23.95		No bid
82	Grove	TR-9 Triangle	Super-Overtone 9"	No Substitutions	50-0193	\$70.62	NO BID		TR9	78.95		No bid
83 STRINGS												
84	Kaces	UKUB-3/4 Bag, Bass 3/4	University Series	No Substitutions	50-0097	\$53.74	UKUB-3/4	\$114.98	UKUB-3/4	124.95		No bid
85	Karl Thunemann	K180B Bass 1/2	Student Model 80 w/ bag and bow	No Substitutions	50-0105	\$0.00	K180B	\$1,248	NO BID			No bid
86	Karl Thunemann	SB80 Bass 1/4	1/4 Double Bass Outfit	No Substitutions	50-0104	\$0.00	KT80B	\$1,248	NO BID			No bid
87	Shen	SB80 Bass, String 1/2	w/ bag & bow	No Substitutions	50-0119	\$0.00	SB80	\$1,248	SB801/2	1490.95		No bid
88	Shen	SB80 Bass, String 1/4	Model 168	No Substitutions	50-0118	\$0.00	SB80	\$1,248	SB801/4	1490.95		\$ 1,188.00
89	Shen	SB80 Bass, String 1/8	w/ bag & bow	No Substitutions	50-0167	\$0.00	SB80	\$1,248	SB801/8	1490.95		\$ 1,188.00
90	Karl Thunemann	Model 80 Bass, String 3/4	3/4 Size String Bass	No Substitutions	50-0106	\$0.00	Model 80	\$1,248	NO BID			No bid
91	Shen	SB150 Bass, String 3/4	w/ bag & bow	No Substitutions	50-0170	\$0.00	SB150	\$2,061	SB150/3/4	2125.95		No bid
92	Shen	SB80 Bass, String 3/4	w/ bag & bow	No Substitutions	50-0120	\$0.00	SB80	\$1,248	SB803/4	1490.95		\$ 1,188.00
93	Christopher	DE200 Bass, String 1/4	w/ bag & bow	No Substitutions	50-0187	\$0.00	NO BID		DB2021/4	1677.95		No bid
94	Christopher	DE200 Bass, String 1/2	w/ bag & bow	No Substitutions	50-0188	\$0.00	NO BID		DB2021/2	1677.95		No bid
95	Christopher	DE200 Bass, String 3/4	w/ bag & bow	No Substitutions	50-0189	\$0.00	NO BID		DB2023/4	1677.95		No bid
96	Christopher	DE200 Bass, String 7/8	w/ bag & bow	No Substitutions	50-0190	\$0.00	NO BID		DB2037/8	1732.95		No bid
97	Glasser	G502 Bow - Bass, All Sizes German	All Sizes	No Substitutions	50-0091	various	G502	\$74.40	NO BID			103.32
98	Glasser	F402 Bow, Cello, All Sizes	All Sizes	No Substitutions	50-0180	\$0.00	F402	\$51.75	NO BID			103.32
99	Glasser	E302 Bow - Viola, All Sizes	All Sizes	No Substitutions	50-0181	\$0.00	E302	\$34.16	NO BID			79.24
100	Glasser	C202 Bow - Violin, All Sizes	All Sizes	No Substitutions	50-0182	\$0.00	C202	\$43.80	NO BID			51.66
101	Glasser	CC485-3/4 Case 3/4, Bass	Bass Case, Nylon w/ Padded Lining	No Substitutions	50-0108	\$66.81	CC485-3/4	\$87.75	NO BID			42.81
102	H Core	HCB32012 Case, Soft, 1/2 Cello	5mm padding	No Substitutions	50-0122	\$0.00	HCB32012	\$41.99	NO BID			No bid
103	Heritage	HCB32012 Case, Soft, 3/4 Cello	5mm padding	No Substitutions	50-0123	\$0.00	HCB32012	\$41.99	NO BID			No bid
104	Heritage	K450 Cello 3/4 Size	all sizes cello soft case	No Substitutions	50-0183	various	UKCB	\$61.99	NO BID			No bid
105	Kaces	Model 150 Cello 1/2 Size	outfit model	No Substitutions	50-0184	\$0.00	K450	\$1,349	NO BID			97.95
106	Karl Thunemann	Model 150 Cello 3/4 Size	w/ bag & bow	No Substitutions	50-0100	\$0.00	Model 150	\$758	NO BID			No bid
107	Karl Thunemann	Model 80 Cello 1/2 Size	w/ bag & bow	No Substitutions	50-0148	\$0.00	Model 80	\$626	NO BID			No bid
108	Karl Thunemann	Model 150 Cello 1/2 Size	w/ bag & bow	No Substitutions	50-0143	\$0.00	Model 150	\$758	NO BID			No bid
109	Shen	Model 80 Cello 1/4 Size	w/ bag & bow	No Substitutions	50-0099	\$0.00	Model 80	\$626	NO BID			852.50
110	Karl Thunemann	Model 80 Cello 1/4 Size	w/ bag & bow	No Substitutions	50-0147	\$0.00	Model 80	\$626	NO BID			No bid
111	Karl Thunemann	Model 150 Cello 1/4 Size	w/ bag & bow	No Substitutions	50-0142	\$0.00	Model 150	\$758	NO BID			852.50
112	Shen	Model 150 Cello 1/8 Size	w/ bag & bow	No Substitutions	50-0151	\$0.00	Model 150	\$758	NO BID			No bid
113	Karl Thunemann	Model 80 Cello 1/8 Size	w/ bag & bow	No Substitutions	50-0146	\$0.00	Model 80	\$626	NO BID			No bid
114	Karl Thunemann	PC100 Cello 3/4	3/4 Size Cello outfit Franz Hoffman	No Substitutions	50-0110	\$0.00	PC100	\$758	NO BID			No bid
115	Shar Music	Model 150 Cello 3/4 Size	w/ bag & bow	No Substitutions	50-0101	\$0.00	Model 150	\$626	NO BID			No bid
116	Karl Thunemann	Model 80 Cello 3/4 Size	w/ bag & bow	No Substitutions	50-0149	\$0.00	Model 80	\$626	NO BID			No bid
117	Karl Thunemann	Model 150 Cello 3/4 Size	w/ bag & bow	No Substitutions	50-0144	\$0.00	Model 150	\$758	NO BID			852.50
118	Shen	Model 150 Cello 4/4 Size	w/ bag & bow	No Substitutions	50-0096	\$0.00	Model 150	\$758	NO BID			No bid
119	Karl Thunemann	Model 80 Cello 4/4 Size	w/ bag & bow	No Substitutions	50-0150	\$0.00	Model 80	\$626	NO BID			No bid
120	Karl Thunemann	Model 80 Cello 4/4 Size	w/ bag & bow	No Substitutions	50-0150	\$0.00	Model 80	\$626	NO BID			No bid



DISTRICT 300

Community Unit School District 300

2605 BUNKER HILL DRIVE

ALGONQUIN, IL 60102

Diane C. White, Director of Purchasing

PHONE: 847-551-8460 · FAX 847-551-8463

May 15, 2023

Ms. Cassandra Thuneman
Cassandra Strings, Inc.
215 S. Main Street
Algonquin, IL 60102

Via email: info@cassandrastrings.com

Bid – Contract Pricing of Musical Instruments and Equipment – First Contract Extension

Dear Ms. Thuneman,

On August 23, 2022, The Board of Education originally approved a contract with Cassandra Strings, Inc. for a portion of the Contract Pricing of Musical Instruments and Equipment Bid. The contract included the possibility of two one-year extensions. District 300 would like to exercise the first contract extension based on the July 12, 2022 response submitted by your firm. The extension will run from September 1, 2023 to August 31, 2024.

If your firm agrees to the pricing as shown, the administration will recommend your contract extension to the Board of Education for review by the finance committee on Tuesday, August 8, 2023 and award by the board on Tuesday, August 22, 2023.

The favor of a response is requested by May 26, 2023.

Sincerely,

Diane White

8375D43E716D90C09E2DBCBD5C76FBD7 contractworks. 2023-05-15

Diane C White, Director of Purchasing

Acceptance to hold submitted pricing:

Cassandra Thuneman

F6F82358CDF9169B2B0E0A15D368A3D9 contractworks. 2023-05-16

Service Provider

Cassandra Thuneman

President



DISTRICT 300

Community Unit School District 300

2605 BUNKER HILL DRIVE

ALGONQUIN, IL 60102

Diane C. White, Director of Purchasing

PHONE: 847-551-8460 · FAX 847-551-8463

August 24, 2022

Ms. Cassandra Thuneman
Cassandra Strings, Inc.
215 S. Main Street
Algonquin, IL 60102

Via email: info@cassandrastrings.com

Bid – Contract Pricing of Musical Instruments and Equipment

Dear Ms. Thuneman,

Congratulations! District 300 has awarded a portion of the Contract Pricing of Musical Instruments Bid to Cassandra Strings, Inc.! The Board of Education approved this award at their regular meeting of August 23, 2022. The estimated value of this contract is \$25,940.96 for the purchase of musical instruments. Instruments and equipment have been awarded according to the items highlighted in green under your firm's name on the attached bid tabulation. This contract term is September 1, 2022 through August 31, 2023 with the possibility of two one-year extensions.

This signed letter along with the attached documents – original Bid specifications, addenda, and your final response combined serve as the contract for this project.

Please send this signed letter via Contract Works by September 6, 2022.

Please submit your Certificate of Insurance naming the District, the Board of Education and its members individually, and its employees and agents as additional named insured prior to September 6, 2022 to bids.purchasing@d300.org.

This Agreement is entered into as of August 24, 2022.

Diane White

8375D43E716D90C09E2DBCBD5C76FBD7 contractworks 2022-09-02

OWNER (Signature)

Cassandra Thuneman

F6F82358CDF9169B2B0E0A15D368A3D9 contractworks 2022-09-02

CONTRACTOR (Signature)

Diane C. White, Director of Purchasing

Cassandra Thuneman President

(Printed name and title)

If you have any further questions regarding this contract, please feel free to contact me at (847) 551-8460.

Sincerely,

Diane C. White

Diane C. White, Director of Purchasing



**COMMUNITY UNIT SCHOOL DISTRICT NO. 300
BOARD of EDUCATION MEMO**

DATE: 7/27/2022

TO: Susan Harkin, Superintendent
Board of Education

FROM: Diane C. White
Director of Purchasing

Presented at the following Board Meetings	
Construction/Facility	
Finance	8/9/2022
Policy/Legislative	
School Utilization	
BOE 1st Reading	8/9/2022
BOE 2nd Reading	8/23/2022

SUBJECT: Contract Pricing for Musical Instruments

Background

District 300 published the bid for Contract Pricing for Musical Instruments via BidNet on June 20, 2022. Twenty-two vendors downloaded the bid documents from BidNet. A public bid opening was held via Google Meet and bids were opened on July 12, 2022. Four complete bids were received as well as one formal decline.

The contract term is for one year, with the possibility of two one-year extensions.

Administrative Recommendation

Cassandra Strings - Algonquin, IL: award of contract pricing for Musical Instruments for an estimated contract amount of \$25,940.96.

Music and Arts - Frederick, MD: award of contract pricing for Musical Instruments for an estimated contract amount of \$59,696.44.

PM Music Center - Aurora, IL: award of contract pricing for Musical Instruments for an estimated contract amount of \$44,279.30.

Quinlan & Fabish Music Co. - Burr Ridge, IL: award of contract pricing for Musical Instruments for an estimated contract amount of \$13,535.67.

The Administration recommends approval of these contracts.

Fiscal Impact

The total estimated award amount is \$143,452.37. Musical Instruments will be funded by Fund 10 Educational Funds.

COMMUNITY UNIT SCHOOL DISTRICT 300
Contract Pricing for Musical Instruments
Tuesday, July 12, 2022 11:00 AM CST

VENDORS									Comments
	References	Certificates	Vendor App.	W-9	Addendum 1	Signed Bid Response Form A	Signed Bid Response Form B		
Allied Solutions									
Alto Music									
Boothe Music									
Cassandra Strings	Y	Y	Y	Y	Y	Y	Y		
Delgado Guitars									
Ellman's Music Center									
Lakeshore Learning Materials									
Music & Arts	Y	Y	Y	Y	Y	Y	Y		
North American Procurement Council									
Packcraft/Proudly made									
Piano Forte Chicago									Decline
PM Music Center	Y	Y	Y	Y	Y	Y	Y		
Quinlan & Fabish	Y	Y	Y	Y	Y	Y	Y		
Romeo Music									
School Wholesale Supply									
Shreevastava									
Sweetwater Music									
Taylor Music									
Tiles in Styles									
Vic's Drum Shop									
Washington Music Center									
West Music									

Administration Recommends:

<p>Cassandra Strings - Algonquin, IL Recommend award of contract pricing for Musical Instruments for an estimated contract amount of \$25,940.96 Local Contractor - Cassandra Thuneman - Algonquin, IL</p> <p>Music and Arts - Frederick, MD Recommend award of contract pricing for Musical Instruments for an estimated contract amount of \$59,696.44 Local Contractor - Russell Pinzino - Itasca, IL</p> <p>PM Music Center - Aurora, IL Recommend award of contract pricing for Musical Instruments for an estimated contract amount of \$44,279.30 Local Contractor - Eric Downs / Aurora, IL</p> <p>Quinlan & Fabish Music Co. - Burr Ridge, IL Recommend award of contract pricing for Musical Instruments for an estimated contract amount of \$13,535.67 Local Contractor - George Quinlan / Burr Ridge, IL</p> <p>Total Estimated Award Amount: \$143,452.37</p>
--

	A	B	C	D	E	F	G	H	I	J	K	L	M	N
1							Music and Arts		Cassandra Strings		PM Music			
2	Manufacturer's Name	Manufacturer's Item Nbr	Product Description	Product Description 2	NOTES	D300 Item Number	Vendor Item Number	Price Level Breaks 1-5	Vendor Item Number	Price Level Breaks 1-5	Vendor Item Number	Price Level Breaks 1-5	Vendor Item Number	Price Level Breaks 1-5
3	RECORDERS													
4	Kingsley	SPBLACKFLAP1	Recorder	Baroque Kingsley - 1 piece With Books	No Substitutions	50-0003	NO BID		NO BID		NO BID			No bid
5	Peripole, Inc.		Recorder	Baroque Peripole - 2 piece, all colors	No Substitutions	50-0002	NO BID		NO BID		NO BID			No bid
6	Yamaha	YRS24B	Recorder	3 piece Soprano, All color options, with cleaning rod	No Substitutions	50-0001	0009220	\$4.00	NO BID		YRS24B	4.99		No bid
7	PIANOS / KEYBOARDS													
8	Yamaha	YPG235	Keyboard, portable	Grand Piano - 76 key	No Substitutions	50-0082	0095822	\$148.93	NO BID		PSREW310	249.95		No bid
9	Yamaha	Arius YDP-184	Piano, Digital /Clavinova	with bench and dolly	No Substitutions	50-0175	1411582	\$1,387.74	NO BID		NO BID			NO BID
10	Yamaha	Arius YDP-V240	Piano, Digital /Clavinova	with bench and dolly	No Substitutions	50-0125	0109509	\$1,034.51	NO BID		NO BID			NO BID
11	Yamaha	CVP-701BW	Piano, Digital /Clavinova	with bench and dolly	No Substitutions	50-0126	1492627	\$2,205.27	NO BID		NO BID			NO BID
12	Casio	PX-160BK	Digital Piano	88-Key Full Size Digital Piano	Substitutions Allowed	50-0172	0214250	\$314.58	NO BID		CDP-S350	429.95		NO BID
13	Pearl	EM1	Medi Keyboard	Mallet Station	No Substitutions	50-0199	1417931	\$927.69	NO BID		EM1	1017.95		NO BID
14	WOODWIND													
15	Fox	IV	Bassoon	Model 4 Standard	No Substitutions	50-0008	0042114	\$5,906.40	NO BID		FIV	5970.95	IV	\$ 5,961.60
16	Yamaha	YBH-301M	Baritone	Marching Series - Lacquer - Bb	No Substitutions	50-0021	0027283	\$2,036.21	NO BID		YBH-301M	2053.95	YBH301M	\$ 1,998.15
17	Jupiter	JCB1000N	Bass Clarinet		No Substitutions	50-0007	0103550	\$1,515.11	NO BID		JBC1000N	1766.95	JCB1000N	\$ 1,777.69
18	Yamaha	YCL221I	Bass Clarinet		No Substitutions	50-0006	0040562	\$2,108.97	NO BID		YCL-221II	2121.95	YCL221II	\$ 2,108.97
19	Yamaha	YOB-241	Oboe		No Substitutions	50-0005	0046479	\$1,682.04	NO BID		YOB-241	1722.95	YOB-241I	\$ 1,666.32
20	Selmer	123FB	Oboe	Step Up 4/4	No Substitutions	50-0200	0011152	\$2,238.27	NO BID		123FB	2345.95	123FB	\$ 2,283.56
21	Yamaha	YAS23	Saxophone	Alto	No Substitutions	50-0009	0150654	\$946.25	NO BID		YAS-26	1306.95	YAS26	\$ 1,213.80
22	Jupiter	YBS1100	Saxophone	Baritone	No Substitutions	50-0011	1331565	\$3,615.53	NO BID		JBS1100	4060.95	YBS1100	\$ 4,289.65
23	Yamaha	YBS-52	Saxophone	Bari - Eb	No Substitutions	50-0010	0011328	\$4,623.47	NO BID		YBS-480	4865.95	YBS480	\$ 5,360.63
24	Yamaha	YTS-200ADII	Saxophone	Saxophone - Tenor Bb	No Substitutions	50-0012	0147162	\$995.46	NO BID		YTS200ADII	1560.95	YTS200ADII	\$ 1,642.50
25	Yamaha	YTS480	Saxophone	Tenor, Intermediate	No Substitutions	50-0197	1192301	\$2,053.33	NO BID		YTS-480	2387.95	YTS480	\$ 2,460.70
26	BRASS													
27	Yamaha	YBH-301M	Baritone	Marching Series - Lacquer - Bb	No Substitutions	50-0021	0027283	\$2,036.21	NO BID		YBH-301M	2053.95	YBH301M	\$ 1,998.15
28	Yamaha	YEP321S	Euphonium	4-Valve	No Substitutions	50-0020	0000064	\$2,408.57	NO BID		YEP-321S	2401.95	YEP321S	\$ 2,476.10
29	Conn	6D	Horn, French - Double	Yellow Brass, Geyer style	No Substitutions	50-0015	0010956	\$3,122.26	NO BID		6DK	3162.95	6D	\$ 3,371.45
30	Yamaha	YHR567	Horn, French - Double	Yellow Brass, Geyer style	No Substitutions	50-0016	0023870	\$2,595.12	NO BID		YHR-567	2792.95	YHR567	\$ 2,853.36
31	Suzuki	AM200	Metallophone	Alto Standard	No Substitutions	50-0073	0012031	\$796.72	NO BID		NO BID			No bid
32	Suzuki	BM200	Metallophone	Deep Bass	No Substitutions	50-0071	0157657	\$482.98	NO BID		NO BID			No bid
33	Suzuki	SM200	Metallophone	Soprano - Standard	No Substitutions	50-0074	0157659	\$192.74	NO BID		NO BID			No bid
34	Studio 49	SM1600	Metallophone Soprano Diatonic	1601 Series Elementary Students	No Substitutions	50-0076	0079143	\$371.02	NO BID		NO BID			No bid
35	Yamaha	YSH-411WC	Sousaphone		No Substitutions	50-0023	0039905	\$7,165.79	NO BID		YSH-411WC	6797.95	YSH411WC	\$ 7,232.76
36	Yamaha	YBK-830	Trombone	Bass - Xeno Series	No Substitutions	50-0139	0080538	\$4,441.57	NO BID		YBL-830	4251.95	YBL830	\$ 4,566.10
37	Yamaha	YSL-200AD	Trombone	Student	No Substitutions	50-0013	0007825	\$514.07	NO BID		YSL200AD	741.95	YSL200AD	\$ 705.10
38	Bach	TR300H2	Trumpet		No Substitutions	50-0019	0109753	\$521.21	NO BID		TR300H2	685.95	TR300H2	\$ 589.47
39	Bundy	BTR300	Trumpet	For elementary only	No Substitutions	50-0017	1547695	\$531.91	NO BID		NO BID		BTR301	\$ 589.47
40	Yamaha	YTR-2330	Trumpet		No Substitutions	50-0018	1122463	\$548.91	NO BID		YTR-2330	791.95	YTR2330	\$ 705.10
41	Yamaha	YBB-105WC	Tuba	3-Valve 3/4 Bb Tuba	No Substitutions	50-0136	0010866	\$3,363.01	NO BID		YBB-105WC	3268.95	YBB105WC	\$ 3,425.87
42	Leblanc	7181	Clarinet	Leblanc Eb Contra Alto Clarinet	No Substitutions	50-0175	0011999	\$4,979.00	NO BID		L7181	4985.95	L7181	\$ 5,227.12
43	Geminhardt	2SP	Flute	Student Flute	No Substitutions	50-0133	NO BID	\$0.00	NO BID		2SP	429.95	2SP	\$ 497.20
44	Yamaha	YFL-222	Flute	Student Flute	No Substitutions	50-0134	1181549	\$332.13	NO BID		YFL-222	602.95	YFL222	\$ 497.20
45	Yamaha	YCL-255	Clarinet	Standard Bb Clarinet	No Substitutions	50-0176	1123050	\$261.08	NO BID		YCL-255	625.95	YCL255	\$ 522.50
46	Yamaha	YCL-622II	Clarinet	Low C Professional Bass Clarinet	No Substitutions	50-0006	0037842	\$8,704.45	NO BID		YCL-622II	8235.95	YCL622II	\$ 8,541.75
47	Yamaha	YSS-82Z	Soprano Sax	Soprano Saxophone, advanced level	No Substitutions	50-0177	0151136	\$4,327.08	NO BID		YSS-82Z	4144.95	YSS82Z	\$ 4,286.64
48	Yamaha	YBB321WC	Tuba, Concert	Lacquer/Key of Bb	No Substitutions	50-0014	0026312	\$5,634.62	NO BID		YBB-321WC	5366.95	YBB321WC	\$ 5,792.60
49	Conn	8D	French Horn -DOUBLE	French horn, advanced level	No Substitutions	50-0178	0011401	\$4,262.95	NO BID		8D	4358.95	8D	\$ 4,684.49
50	PERCUSSION													
51	Sonor	KSP60X-F	Bar, Contra Bass	Pao Rosa Primary KSP 60X Bar - F	No Substitutions	50-0202	1130401	\$224.70	NO BID		KSP60XF	260.95		No bid
52	Sonor	KSP60X-G	Bar, Contra Bass	Pao Rosa Primary KSP 60X, Bar - G	No Substitutions	50-0203	1128687	\$224.70	NO BID		KSP60XG	260.95		No bid
53	Boomwhackers	BWH13	Boomwhacker	13-Note Floor Stand - storage	No Substitutions	50-0030	1420706	\$8.08	BWH13	\$9.04	BWH13	10.95		No bid
54	Boomwhackers	BWCG	Boomwhackers	5-note Chromatics Set	No Substitutions	50-0035	0047218	\$10.86	BWCG	\$13.55	BWCG	13.95		No bid
55	Boomwhackers	BWDG	Boomwhackers	C Major Diatonic Set - 8-note	No Substitutions	50-0029	0047212	\$16.26	BWDG	\$20.27	BWDG	18.95		No bid
56	Boomwhackers	BWJG	Boomwhackers	Bass Diatonic Set 7-note	No Substitutions	50-0033	0047214	\$28.46	BWJG	\$35.49	BWJG	30.95		No bid
57	Boomwhackers	BWEG	Boomwhackers	Treble Extension Set - 7 note	No Substitutions	50-0034	0064547	\$10.27	BWEG	\$12.81	BWEG	13.95		No bid
58	Zildjian	ZBT14C	Cymbal	Crash Cymbals 14"	No Substitutions	50-0026	1026745	\$27.96	NO BID		ILH14BP	124.95		No bid

	A	B	C	D	E	F	G	H	I	J	K	L	M	N
59	Sabian	XSR1623B	Cymbal	XS20 Suspended w/ 16" Stand	No Substitutions	50-0090	1191666	\$98.87	NO BID		NO BID			No bid
60	Meinl	B20JETR	Cymbal	Extra Thin Ride - Byzance 20" Jazz	No Substitutions	50-0089	1033946	\$312.78	NO BID		NO BID			No bid
61	Humes & Berg	GL526DIV	Cymbal Bag	Deluxe 22" w/ dividers	No Substitutions	50-0194	0191722	\$76.18	NO BID		GL526DIV	123.95		No bid
62	Tama	TX517	Drum Set	2013 Stage Custom Birch 5-Piece Drum Set with 20" Bass Drum	No Substitutions	50-0179	NO BID	\$0.00	NO BID		NO BID			No bid
63	Yamaha	SBP2F50	Drum Set	w/ 20" Bass Drum 5-Piece Stage Custom Birch Shell Pack	No Substitutions	50-0087	1146986	\$483.53	NO BID		SBP2F50	600.95		No bid
64	Yamaha	CTS0234	Drum Set	Concert Toms (8000 series w/ 10,12,13,14")	No Substitutions	50-0196	0037333	\$1,147.04	NO BID		CTS-0234	1222.95		No bid
65	Orange County Drums & Percussion	HD-8500-06	Drums, Hand Pretuned	Set of 6 w/ synthetic Fiberskyn 3	No Substitutions	50-0078	0080332	\$138.70	NO BID		HD850006	165.95		No bid
66	Pacific	PDDT820X	Drum Throne	PDP 800 Series Tractor Seat	No Substitutions	50-0195	NO BID	\$0.00	NO BID		NO BID			No bid
67	Suzuki	AD250	Glockenspiel	Alto Standard	No Substitutions	50-0080	0206728	\$83.82	NO BID		NO BID			No bid
68	Suzuki	SD250	Glockenspiel	Soprano - Standard	No Substitutions	50-0081	0206730	\$84.13	NO BID		NO BID			No bid
69	Yamaha	SK275	Snare - Kit w/Stand	Student Model	Substitutions Allowed	50-0057	0210524	\$116.52	IS678BP	\$163.79	SK-285	323.95		No bid
70	Orange County Drum	OCSN0614-NBBA	Snare Drum	Maple, Orange County Drum	No Substitutions	50-0058	1059109	\$87.81	NO BID		NO BID			No bid
71	Remo	TU-1112-PM	Tubano	Kintekloth Fabric -Tubano Drumkey Tuned, 12x27"	Substitutions Allowed	50-0085	1001372	\$182.08	TU-1112-PM	\$284.00	TU1112PM	270.95		No bid
72	Remo	DP-VSTU-CC	Tubano, Set-VERSA	TF-20 Head Orange 9,11,13 in	Substitutions Allowed	50-0084	1143109	\$351.60	NO BID		NO BID			No bid
73	Suzuki	AX200	Xylophone	Standard - Alto	No Substitutions	50-0062	0206729	\$289.49	NO BID		NO BID			No bid
74	Sonor	AX-GBF	Xylophone	Beat Alto	No Substitutions	50-0065	0117878	\$337.05	NO BID		AX-GBF	408.95		No bid
75	Suzuki	SX200	Xylophone	Standard - Soprano	No Substitutions	50-0069	0157660	\$222.51	NO BID		NO BID			No bid
76	Yamaha	YX-500F	Xylophone		No Substitutions	50-0173	1321165	\$2,602.24	NO BID		YX-500F	2582.95		No bid
77	Studio 49	BX1600	Xylophone, Bass		No Substitutions	50-0061	0100710	\$1,054.49	NO BID		NO BID			No bid
78	Suzuki	BX200	Xylophone, Bass	Deep Bass	No Substitutions	50-0060	0157659	\$482.98	NO BID		NO BID			No bid
79	Ludwig	LMXYLO	Xylophone	Ludwig Musser 2.5 octave	No Substitutions	50-0024	0229327	\$568.58	NO BID		LMXYLO2	785.95	LMXYLO	\$ 714.44
80	Majestic	X6535H	Xylophone	w/ height adjustable stand	No Substitutions	50-0198	1181962	\$2,533.49	NO BID		X6535H	2662.95	X6535H	\$ 2,713.50
81	Grove	SVTB-SET	Triangle Beater	Set of 3	No Substitutions	50-0192	0055519	\$18.19	NO BID		SVTBSET	23.95		No bid
82	Grove	TR-9	Triangle	Super-Overton 9"	No Substitutions	50-0193	0053670	\$70.62	NO BID		TR9	78.95		No bid
83	STRINGS													
84	Kaces	UKUB-3/4	Bag,Bass 3/4	University Series	No Substitutions	50-0097	0071421	\$53.74	UKUB-3/4	\$ 114.98	UKUB-3/4	124.95		No bid
85	Karl Thunemann	KT80B	Bass 1/2	Student Model 80 w/ bag and bow	No Substitutions	50-0105	NO BID	\$0.00	KT80B	\$1,248	NO BID			No bid
86	Karl Thunemann	KT80B	Bass 1/4	1/4 Double Bass Outfit	No Substitutions	50-0104	NO BID	\$0.00	KT80B	\$1,248	NO BID			No bid
87	Shen	SB80	Bass, String 1/2	w/bag & bow	No Substitutions	50-0119	NO BID	\$0.00	SB80	\$1,248	SB801/2	1490.95	SB80	\$ 1,188.00
88	Shen	SB80	Bass, String 1/4	Model 168	No Substitutions	50-0118	NO BID	\$0.00	SB80	\$1,248	SB801/4	1490.95	SB80	\$ 1,188.00
89	Shen	SB80	Bass, String 1/8	w/bag & bow	No Substitutions	50-0167	NO BID	\$0.00	SB80	\$1,248	SB801/8	1490.95	SB80	\$ 1,188.00
90	Karl Thunemann	Model 80	Bass, String 3/4	3/4 Size String Bass	No Substitutions	50-0106	NO BID	\$0.00	Model 80	\$1,248	NO BID			No bid
91	Shen	SB150	Bass, String 3/4	w/bag & bow	No Substitutions	50-0170	NO BID	\$0.00	SB150	\$2,061	SB1503/4	2125.95	SB150	\$ 2,254.75
92	Shen	SB80	Bass, String 3/4	w/bag & bow	No Substitutions	50-0120	NO BID	\$0.00	SB80	\$1,248	SB803/4	1490.95	SB80	\$ 1,188.00
93	Christopher	DB200	Bass, String 1/4	w/bag & bow	No Substitutions	50-0187	NO BID	\$0.00	NO BID		DB2021/4	1677.95		No bid
94	Christopher	DB200	Bass, String 1/2	w/bag & bow	No Substitutions	50-0188	NO BID	\$0.00	NO BID		DB2021/2	1677.95		No bid
95	Christopher	DB200	Bass, String 3/4	w/bag & bow	No Substitutions	50-0189	NO BID	\$0.00	NO BID		DB2023/4	1677.95		No bid
96	Christopher	DB200	Bass, String 7/8	w/bag & bow	No Substitutions	50-0190	NO BID	\$0.00	NO BID		DB2037/8	1732.95		No bid
97	Glasser	G502	Bow - Bass, All Sizes German	All Sizes	No Substitutions	50-0091	various	\$72.50	G502	\$74.40	NO BID		HG501	\$ 103.32
98	Glasser	G502	Bow - Bass, All Sizes French	All Sizes	No Substitutions	50-0092	various	\$72.50	G502	\$74.40	NO BID		HF501	\$ 103.32
99	Glasser	F402	Bow, Cello, All Sizes	All Sizes	No Substitutions	50-0180	NO BID	\$0.00	F402	\$51.75	NO BID		H401	\$ 79.24
100	Glasser	E302	Bow - Viola, All Sizes	All Sizes	No Substitutions	50-0181	NO BID	\$0.00	E302	\$34.16	NO BID		H301	\$ 51.66
101	Glasser	C202	Bow - Violin, All Sizes	All Sizes	No Substitutions	50-0182	NO BID	\$0.00	C202	\$43.80	NO BID		H201	\$ 42.81
102	H Core	CC485-3/4	Case 3/4, Bass	Bass Case ,Nylon w/ Padded Lining	No Substitutions	50-0108	0063412	\$56.81	CC485-3/4	\$87.75	NO BID			No bid
103	Heritage	HCB32012	Case, Soft, 1/2 Cello	5mm padding	No Substitutions	50-0122	NO BID	\$0.00	HCB32044	\$41.99	NO BID			No bid
104	Heritage	HCB32044	Case, Soft, 3/4 Cello	5mm padding	No Substitutions	50-0123	NO BID	\$0.00	HCB32044	\$41.99	NO BID			No bid
105	Kaces	all sizes Cello	Case, Soft, Cello	all sizes cello soft case	No Substitutions	50-0183	various	\$71.28	UKCB	\$61.99	KCB	97.95		No bid
106	Karl Thunemann	K450	Cello 4/4 Size	outfit model	No Substitutions	50-0184	NO BID	\$0.00	K450	\$1,349	NO BID			No bid
107	Karl Thunemann	Model 150	Cello 1/2 Size	w/bag & bow	No Substitutions	50-0100	NO BID	\$0.00	Model 150	\$758	NO BID			No bid
108	Karl Thunemann	Model 80	Cello 1/2 Size	w/bag & bow	No Substitutions	50-0148	NO BID	\$0.00	Model 80	\$626	NO BID			No bid
109	Shen	150	Cello 1/2 Size	w/bag & bow	No Substitutions	50-0143	NO BID	\$0.00	150	\$758	SC1501/2	995.95	SC150	\$ 852.50
110	Karl Thunemann	Model 150	Cello 1/4 Size	w/bag & bow	No Substitutions	50-0099	NO BID	\$0.00	Model 150	\$758	NO BID			No bid
111	Karl Thunemann	Model 80	Cello 1/4 Size	w/bag & bow	No Substitutions	50-0147	NO BID	\$0.00	Model 80	\$626	NO BID			No bid
112	Shen	150	Cello 1/4 Size	w/bag & bow	No Substitutions	50-0142	NO BID	\$0.00	150	\$758	SC1501/4	995.95	SC150	\$ 852.50
113	Karl Thunemann	Model 150	Cello 1/8 Size	w/bag & bow	No Substitutions	50-0151	NO BID	\$0.00	Model 150	\$758	NO BID			No bid
114	Karl Thunemann	Model 80	Cello 1/8 Size	w/bag & bow	No Substitutions	50-0146	NO BID	\$0.00	Model 80	\$626	NO BID			No bid
115	Shar Music	PC100	Cello 3/4	3/4 size Cello outfit Franz Hoffman	No Substitutions	50-0110	NO BID	\$0.00	PC100	\$719	NO BID			No bid
116	Karl Thunemann	Model 150	Cello 3/4 Size	w/bag & bow	No Substitutions	50-0101	NO BID	\$0.00	Model 150	\$758	NO BID			No bid
117	Karl Thunemann	Model 80	Cello 3/4 Size	w/bag & bow	No Substitutions	50-0149	NO BID	\$0.00	Model 80	\$626	NO BID			No bid
118	Shen	150	Cello 3/4 Size	w/bag & bow	No Substitutions	50-0144	NO BID	\$0.00	150	\$758	SC1503/4	995.95	SC150	\$ 852.50
119	Karl Thunemann	Model 150	Cello 4/4 Size	w/bag & bow	No Substitutions	50-0096	NO BID	\$0.00	Model 150	\$758	NO BID			No bid
120	Karl Thunemann	Model 80	Cello 4/4 Size	w/bag & bow	No Substitutions	50-0150	NO BID	\$0.00	Model 80	\$626	NO BID			No bid

**Community Unit School District # 300
Purchasing Department
2605 Bunker Hill Drive
Algonquin, IL 60102
847-551-8460 – PHONE**

June 20, 2022,

Dear Vendor,

The Board of Education of Community Unit School District No. 300 (the "District")
invites you to submit a sealed bid for:

Contract Pricing for Musical Instruments and Equipment

The enclosed bid form(s) **must** be used in submitting your electronic bid via Bidnet.

Electronic bids will be received until **11:00AM CT, Tuesday, July 12, 2022** at which time they
will be publicly opened and read.

The required Contractor's Certification forms must be completed and returned with the bid.

It is the intention of the Board of Education to award the bid at the **August 23, 2022 regular meeting**. The Board of Education may make such investigations as deemed necessary to determine the ability of the bidder to perform the work, and the bidder shall furnish to the District all such information for this purpose as the District may request. The District reserves the right to reject any or all bids if the evidence submitted by, or investigation of, such bidder(s) fails to satisfy the District that such bidder(s) is properly qualified to carry out the obligations of the contract and to complete work contemplated therein. District further reserves the right to waive any minor irregularities or minor defects in the bids, which do not affect the price nor constitute some type of substitution for a designated item, and to accept the bid, which is in the best interest of the District. Conditional bids will not be accepted. Strikeouts or addition of conditions or provisions or insertion of substitutes shall be reason for rejecting a bid without any specification of reason for the rejection. Any request for information shall be made to Diane C. White, Director of Purchasing, but the response may not be used as a condition to any bid being submitted.



Sincerely,
Diane C. White
Director of Purchasing / CUSD 300

PUBLIC NOTICE

NOTICE TO BIDDERS

The Board of Education of Community Unit School District No. 300 is accepting sealed bids for:

Contract Pricing for Musical Instruments and Equipment

Sealed bids will be accepted until **11:00 AM CT, Tuesday, July 12, 2022** via BidNet.

A public Bid opening will be held virtually, via Google Meet. Meeting information will be supplied to potential suppliers via bid invitation.

Instruction to Bidders

Bids may be submitted via BidNet, District 300's online bid submittal service.

A non-mandatory document review Pre-Bid meeting will be held virtually on **Tuesday, June 28, 2022 at 11:00 AM.**

Bid specifications will be available on Monday, June 20, 2022, after 4:00 PM.
To obtain bid specifications, please visit - www.d300.org/Purchasing - Click on Vendor Registration or Login. This Link will direct you to the District 300 BidNet website.

Questions regarding this legal ad should be directed to:

Community Unit School District #300
Diane C. White / Director of Purchasing
2605 Bunker Hill Dr.
Algonquin, IL 20102
847-5551-8460
bids.purchasing@d300.org

The Board of Education of Community Unit School District 300 reserves the right to reject any and all proposals or waive any bid irregularities.

Timeline

Bid - Contract Pricing for Musical Instruments and Equipment			
Timeline - 6/20/22			
ACTION	DATE	TIME	LOCATION
Establish Timeline	Monday, 6/20/22		Purchasing
Specifications Finalized	Monday, 6/20/22		Shiela C.
Specifications Released	Monday, 6/20/22	4:00 PM CT	BidNet
Legal Ad	Wednesday, 6/22/2022		Daily Herald
Pre-Bid Meeting	Tuesday, 6/28/2022	11:00 AM CT	Google Meet
Q&A Deadline	Tuesday, 7/5/2022	12 Noon CT	BidNet
Bid Opening	Tuesday, 7/12/2022	11:00 AM CT	Google Meet
Evaluation Period	Tuesday, 7/12/22 - Friday, 7/29/22		Purchasing
Info to CFO	Friday, 7/29/2022		Jennifer Porter
BFC Committee Meeting	Tuesday, 8/9/22		Administration
Workshop and BOE Meeting/Approval	Tuesday, 8/23/22		Administration
Contracts Released to Vendors	Wednesday, 8/24/22		Purchasing

Instructions to Bidders

1. GENERAL

- a. Bids shall be signed. Unsigned bids will be rejected.
- b. Late bids will not be considered.
- c. All bids MUST be completed in the EXCEL spreadsheet provided in the Bid Response Form.
- d. The District is not subject to Federal Excise Tax or Illinois Sales or Retailers Occupational Tax. Bids should not include sales or excise tax.
- e. Prices quoted shall include all charges for packing, transportation, unforeseen casts (tarrifs), energy charges and delivery to the locations designated on the bid specification and installation if called for in the bid specifications.
- f. Correspondence shall be addressed to the Director of Purchasing.
- g. Bids are available for inspection in the purchasing office by appointment for 10 days after the date of the award of an order.
- h. Oral, telephonic, telegraphic, or facsimile transmitted bids will not be accepted.
- i. Electronic bids may be submitted via BidNet.
- j. The district will be using the CPI-U (Consumer Price Index - Urban) to determine the rate of increase/decrease. Vendor price increase/decrease notifications MUST be submitted in writing to the D300 Purchasing Office within 30 days of the December published CPI-U. Price increases/decreases will become effective on September 1, 2024.

2. ERRORS AND OMISSIONS

All bids shall be submitted with each space properly completed. The special attention of bidders is directed to the policy that no claim for relief because of errors or omissions in the bidding will be considered, and bidders will be held strictly to the bids as submitted. Should a bidders find any claimed discrepancies in, or omissions from, any of the documents, or be in doubt as to their meanings, bidder shall advise the purchasing official first orally, followed by written (FAX or letter) with specification of the claimed problems which must be received during regular working hours at least 10 days before the date set for bid opening so that a written notification can be prepared by any purchasing official, who will issue the necessary clarifications to all prospective bidders by means of addenda.

3. FIRM BID

All bids will be considered to be firm for a period of ninety (90) days from the date established for the opening of bids.

4. WITHDRAWAL OF BIDS

Bids may be withdrawn by letter, or telegram, or fax received by the district or in person prior to the time and date established for the opening of bids.

5. INVESTIGATION OF BIDDERS

- a. The purchasing official will make such investigation as is necessary to determine the ability of the bidder to fulfill bid requirements. The bidder shall furnish such information as may be requested and shall be prepared to show completed installations of equipment, types of service or supplies similar to those included in the bid.
- b. The Board of Education reserves the right to reject any bid if it is determined that the bidder is not properly qualified to carry out the obligations of the contract. The Board of Education reserves the right to reject any or all bids, to waive irregularities and to accept that bid which is considered to be in the best interest of the District. Any such decision shall be considered final. All items bid shall be new unless otherwise specified in the requirements.

6. VENDOR APPLICATION AND W-9 FORM

The District requires that a current Vendor Application and W-9 form be included with your sealed bid. These forms can be found on the District website – www.d300.org. Go to Departments-Finance-Purchasing to download the vendor application and W-9 form.

7. Compliance with the Illinois Prevailing Wage Act

It shall be mandatory upon the bidder and upon any subcontractor thereof to pay all laborers, workmen, and mechanics employed by them not less than the general prevailing rate of wages as found by the District or Department of Labor for each craft or type of worker or mechanic needed to execute the contract and the general prevailing rate for legal holiday and overtime work as ascertained by the Illinois Department of Labor. The prevailing wage rates are revised by the Department of Labor periodically and are available on its website. The bidder shall comply with all provisions of the Illinois Prevailing Wage Act, 820 ILCS 130/0.01 *et seq.*, applicable to the work. Payment of any bidder shall not be processed without receipt of certified employee records required by 820 ILCS 130/5.

8. SIGNATURE CONSTITUTES ACCEPTANCE

The signing of these bid forms shall be construed as acceptance of all provisions contained herein.

9. CONTRACTS

The successful bidder will be required to enter into a contract incorporating the terms and conditions of this bid.

10. EQUAL EMPLOYMENT OPPORTUNITY

During the performance of this contract, (whether or not federal funds are involved) the bidder agrees as follows:

- a. The bidder will not unlawfully discriminate against any employee or applicant for employment because of age, race, creed, color, sex, religion, ancestry, marital status, handicap, military status, unfavorable discharge from military service or national origin, as those terms are contained in the Illinois Human Rights Act (775ILCS 5/1-10 et. seq., hereinafter "unlawful discrimination"). The bidder will take affirmative action to ensure the applicants are employed, and that employees are treated equally during employment, without unlawful discrimination. Such action shall include but not be limited to the following: employment, upgrading, demotion or transfer; recruitment or recruitment advertising; layoff or termination; rates of pay or other forms of compensation; and selection for training, including apprenticeship. The bidder agrees to post in conspicuous places, available to employees and applicants for employment, notices to be provided setting forth the provisions of this nondiscrimination clause.
- b. The contractor will, in all solicitations or advertisements for employees placed by or on behalf of the bidder, state that all qualified applicants will receive consideration for employment without unlawful discrimination.

11. COMPLETION DELIVERY TIME

If delivery time will exceed thirty (30) days after receipt of a purchase order, bidders state the delivery time by each respective item. All prices must be quoted FOB. Destination. Shipments shall become property of consignee after delivery and acceptance. Regardless of statements to the contrary, payment terms will begin no sooner than the date of delivery of goods.

12. EVALUATIONS

The District reserves the right to reject any and all bids, to waive any technicalities in the bidding and to award each item to a different bidder or all items to a single bidder unless otherwise noted on bid request, and to determine whether in the opinion of the District: (1) an early delivery date is entitled to more consideration than price, (2) an earlier delivery date is to be disregarded because of the reputation of the bidder for not meeting delivery dates, (3) a bidder is not a responsible bidder and should be disregarded. The District will authorize the release of purchase orders upon acceptance of bids. In the event of pricing errors, the unit count(s) listed will prevail and be considered accurate.

13. EXAMINATION OF DOCUMENTS AND SITE

Before submitting a bid for work on any project, each bidder shall carefully examine the project site and the contract documents, fully inform itself of existing conditions and limitations of the project sites, rely entirely upon their own judgment in making the bid, and include in its own bid all sums sufficient to provide all work required by the contract documents. After opening of bids, no additional allowance will be made for changes in project scope and/or price due to work, which would have been apparent, by examination of the documents and sites. By submitting a bid, each bidder shall be held to represent that bidder has made the examination in complete detail and has determined beyond doubt that the documents and existing conditions are sufficient, adequate and satisfactory for completion of the work.

14. PERFORMANCE: LABOR AND MATERIAL PAYMENT BONDS IS NOT REQUIRED OF THIS PROJECT

Within ten days after the date of the Notice of Award, the successful contractor shall enter into a formal contract with the District and shall provide a Performance Bond and a Labor and Material Payment Bond, each in the full amount of the contract. Each bond shall be in accordance with AIA. Document A31 1. The contractor shall pay the cost of premiums for said bonds. The bonds shall be signed and sealed by an authorized representative of the bonding company and authorized officer or representative of the contractor, and a certificate of the authority of those signing the bonds, if not officers, shall be attached thereto. The Performance Bond and the Labor and Material Payment Bond shall guarantee the performance of the duties placed on the contractor by the Prevailing Wage Act, as well as all other duties undertaken pursuant to the contract with the District, and shall indemnify the District from any liability or loss resulting to the District from any failure of the contractor fully to perform each or all of said duties. The Performance Bond and the Labor and Material Payment Bond herein provided shall be placed with a Surety company or companies having a policy holder's rating not lower than "A" and a financial rating not lower than "AAA" in Best's Insurance Guide (current edition).

15. BID SECURITY IS NOT REQUIRED OF THIS PROJECT

A Bid Bond or certified check made payable to the District in the amount of ten percent (10%) of the bid shall accompany each bid as a guarantee that the bidder, if awarded the contract, will furnish the required Performance Bond and Labor and Material Payment bonds, execute the contract and proceed with the work. Upon failure to do so, the bidder shall forfeit the check or the district shall be entitled to the principal amount of bid bonds as liquidated damages. No mistakes or errors on the part of the bidder shall excuse the bidder or entitle bidder to a return of the check or bid bond. No bidder may withdraw a bid for a period of 60 days after the date of opening thereof. The bid bonds or checks will, with the exception of those of the three lowest bidders, be returned within seven days after the opening of bids and the remaining checks or bid bonds will be returned when the contract is executed and all required bonds have been provided.

16. SERVICE POINTS

Building Name	Address	Delivery Hours	Bell Times	Liftgate Required Y/N
Administration Center (847)551-8300	2550 Harnish Dr Algonquin, IL 60102	7:00AM - 3:00PM	N/A	Y
Algonquin Lakes Elementary (847)532-7500	1401 Compton Drive Algonquin, IL 60102	7:00AM - 3:00PM	8:00AM - 2:15PM	Y
Algonquin Middle School (847)532-7100	520 Longwood Drive Algonquin, IL 60102	7:00AM - 3:00PM	8:55AM - 3:40PM	Y
Big Timber Elementary School TBD	1400 Ridgecrest Ave Hampshire, IL 60140	7:00AM - 3:00PM	8:00AM - 2:15PM	Y
Carpentersville Middle School (224)484-2100	100 Cleveland Avenue Carpentersville, IL 60110	7:00AM - 3:00PM	8:55AM - 3:40PM	Y
Dundee-Crown High School (224)484-5000	1500 Kings Road Carpentersville, IL 60110	7:00AM - 3:00PM	7:30AM - 2:58PM	N
Dundee Highlands Elementary (224)484-4700	407 South Fifth Street West Dundee, IL 60118	7:00AM - 3:00PM	8:00AM - 2:15PM	Y
Dundee Middle School (224)484-4500	4200 W. Main Street West Dundee, IL 60118	7:00AM - 3:00PM	8:55AM - 3:40PM	Y
Eastview Elementary (847)532-7400	540 Longwood Drive Algonquin, IL 60102	7:00AM - 3:00PM	8:00AM - 2:15PM	Y
Gilberts Elementary (224)484-5900	729 Paperbark Lane Gilberts, IL 60136	7:00AM - 3:00PM	8:00AM - 2:15PM	Y
Golfview Elementary (224)484-2800	124 Golfview Lane Carpentersville, IL 60110	7:00AM - 3:00PM	8:00AM - 2:15PM	Y
Hampshire Elementary (847)792-3400	321 Terwilliger Avenue Hampshire, IL 60140	7:00AM - 3:00PM	8:00AM - 2:15PM	Y
Hampshire Middle School (847)792-3200	560 South State Street Hampshire, IL 60140	7:00AM - 3:00PM	8:55AM - 3:40PM	Y
Hampshire High School (847)792-3500	1600 E. Big Timber Road Hampshire, IL 60140	7:00AM - 3:00PM	7:30AM - 2:58PM	N
Jacobs High School (847)532-6100	2601 Bunker Hill Drive Algonquin, IL 60102	7:00AM - 3:00PM	7:30AM - 2:58PM	Y
Lake in the Hills Elementary (847)532-6900	519 Willow Street Lake in the Hills, IL 60156	7:00AM - 3:00PM	8:00AM - 2:15PM	Y
Lakewood School (224)484-2600	1651 Ravine Lane Carpentersville, IL 60110	7:00AM - 3:00PM	8:00AM - 2:15PM	Y
Liberty Elementary (224)484-4800	6500 Miller Road Carpentersville, IL 60110	7:00AM - 3:00PM	8:00AM - 2:15PM	Y
Lincoln Prairie Elementary (847)532-6600	500 W. Harvest Gate Lake in the Hills, IL 60156	7:00AM - 3:00PM	8:00AM - 2:15PM	Y
Meadowdale Elementary (224)484-2900	14 Ash Street Carpentersville, IL 60110	7:00AM - 3:00PM	8:00AM - 2:15PM	Y
Neubert Elementary School (847)532-6800	1100 Huntington Drive Algonquin, IL 60102	7:00AM - 3:00PM	8:00AM - 2:15PM	Y
Parkview Elementary (224)484-2500	122 Carpenter Blvd. Carpentersville, IL 60110	7:00AM - 3:00PM	8:00AM - 2:15PM	Y
Perry Elementary (224)484-5600	251 Amarillo Drive Carpentersville, IL 60110	7:00AM - 3:00PM	8:00AM - 2:15PM	Y
Sleepy Hollow Elementary (224)484-4900	898 Glen Oak Drive Sleepy Hollow, IL 60118	7:00AM - 3:00PM	8:00AM - 2:15PM	Y
Westfield Community School (847)532-7600	2100 Sleepy Hollow Road Algonquin, IL 60102	7:00AM - 3:00PM	8:00AM & 8:55AM 2:15PM & 3:40PM	Y
Wright Elementary (847)683-5700	1500 Ketchum Road Hampshire, IL 60140	7:00AM - 3:00PM	8:00AM - 2:15PM	Y

17. WARRANTY

The bidder shall warrant the work services, and/or products to be free of defects in material and workmanship for a period of 1 years. This warranty shall obligate the contractor to repair or replace the products at no additional charge to the District.

18. INSURANCE (REQUIRED)

The contractor shall provide and maintain insurance in the amounts outlined below with companies acceptable to the District:

MINIMUM INSURANCE REQUIREMENTS

General Liability	General Aggregate	\$2,000,000
	Products-Comp/OP Agg	2,000,000
	Personal Injury	1,000,000
	Each Occurrence	1,000,000
	Fire Damage (Any one fire)	50,000
	Medical Exp. (Any one person)	5,000
Excess Liability	Each Occurrence	2,000,000
	Aggregate	2,000,000
Automobile Liability	Bodily Injury (each occ)	1,000,000
	Property Damage (each occ)	1,000,000
Worker's Compensation	Statutory Limits	
	Each Accident	500,000
	Disease-Policy Limit	500,000
	Disease-Each employee	500,000

All such insurance shall not be cancelable without thirty (30) days prior written notice being given to the District.

With respect to the insurance required herein, the contractor shall provide such insurance naming the District, the Board of Education and its members individually, and its employees and agents as **additional named insured**. The contractor shall also purchase and maintain such insurance as will protect the District from and against all claims, damages, loss and expenses, including attorney's fees arising out of or resulting from the performance of the work, provided that any such claim, damage, loss or expense, (1) is attributable to bodily injury to or destruction of tangible property (other than the work itself), including the loss of use resulting there from, and (2) is caused in whole or in part by a negligent act or omission of the contractor, subcontractor, anyone directly or indirectly employed by any of them or anyone for whose acts they may be liable, regardless of whether or not it is caused in part by a party to whom insurance is afforded pursuant to this paragraph.

It is MANDATORY within ten (10) days after the bid award, that the Certificate(s) of Insurance shall be submitted to the insurance agent for the District.

19. TOTAL PRICE FOR ALL ITEMS BID

A total bid dollar amount, regardless of whether or not the bidder is bidding all items, must be entered in the appropriate section of the bid form before signing and submitting the bid.

20. HOLD HARMLESS AND INDEMNIFICATION

The contractor shall assume all liability for, and shall protect, defend, indemnify and hold harmless, the Board of Education, its members individually, officers, employees, servants and agents, from and against all claims, actions suits, judgments, costs, losses, expenses and liabilities of whatsoever kind or nature including reasonable legal fees incurred by owner arising out of:

- A. Any infringement (actual or claimed) of any patents, copyrights or trade names by reason of any work performed or to be performed by the contractor under this contract or by reason of anything to be supplied by the contractor pursuant to this contract.
- B. Bodily injury, including death, to any person or persons (including contractor's officers, employees, agents and servants) or damage to or destruction of any property, including the loss of use thereof:

-Caused in whole or in part by an act, error or omissions by the contractor or any subcontractor or anyone directly or indirectly employed by any of them regardless of whether or not it is caused in part by a party to be indemnified hereunder.

-Arising directly or indirectly out of the presence of any person in or about any part of the project site or the streets, sidewalks and property adjacent thereto.

-Arising directly or indirectly out of the use, misuse or failure of any machinery or equipment used directly or indirectly in the performance of this contract.

21. DAMAGE TO PROPERTY

In the event the bidder damages the District's property, the bidder shall, at the bidder's sole cost, restore the property or any surrounding area. Such restoration shall be to a condition at least equivalent to the condition of the affected area immediately before the destruction or damage. If the bidder does not repair such damage within 14 days after receiving written notice from the District, or such lesser time if the District determines the damage creates an emergency situation, the District may repair the damage and the bidder shall reimburse the District for the costs the District incurs within 14 days after the District provides a written invoice to the bidder.

22. LATE BIDS

Bids received after the time specified in the Invitation to Bid will not be opened or considered. The method of transmittal of the bid is at the bidder's risk of untimely receipt by the Board of Education. The use of Board of Education equipment for transmission of bids is prohibited.

23. RECYCLED PRODUCTS

The District supports national and local efforts for recycling. Bidders are encouraged to offer recycled supplies and materials as bid alternatives. Notations are to be included as to the percentage of recycled products in each item.

24. PAYMENT

Payment to be made within 45 days after the project completion.

Does your company accept ACH payments?

Does your company accept credit cards?

Does your company allow discounts for early payments?

Discounts examples –

2% 10 days net 30

1% 20 days net 30

25. MANUALS

The successful bidder shall supply, at no cost to the District, a detailed service manual, parts list, and list of service locations.

26. CONTRACT DURATION

First year contract duration to be September 1, 2022 through August 30, 2023 with the possibility of two (2), one (1) year extensions upon administration approval.

27. PERSONNEL

If any person employed on the work site were, in the opinion of the District project manager, intemperate, disorderly, incompetent, willfully negligent or dishonest on the performance of his/her duties, he or she shall be directed by the contractor to cease work and vacate the job site immediately.

28. SEXUAL HARASSMENT

775 ILCS 5/2-105, Human Rights Act Requirement – Written Sexual Harassment Policies contained as follows: Bidder shall have written sexual harassment policies that shall include, at a minimum, the following information: (i) the illegality of sexual harassment; (ii) the definition of sexual harassment under State law; (iii) a description of sexual harassment, utilizing examples; (iv) the vendor's internal complaint process including penalties; (v) the legal recourse, investigative and complaint process available through the Department and the Commission; (vi) directions on how to contact the Department and Commission; and (vii) protection against retaliation as provided by Section 6-101 of this Act. A copy of the policies shall be provided to the Department upon request.

29. QUALIFICATIONS

Vendor must be an authorized dealer and installer of products vendor is bidding on. Vendor must supply a list of references of like products and installations. Reference sheet is attached.

30. FINANCIAL STABILITY.

The District may require, upon request, evidence as to the financial stability of the contractor. Upon request, the contractor shall provide the following information to the District within 48 hours:

- a. The name of any owner or co-owner, equity of each co-owner or corporate offices of the entity submitting the bid, and the name, address, and business telephone number of each such person.
- b. The last financial statement and balance sheet of the bidder, including a specification in detail of all loans outstanding, or a copy of the last certified annual audit.

31. COMPLIANCE WITH LAWS.

Successful bidder shall at all times observe and comply with all laws, ordinances, regulations and codes of the federal, state, county and other local government agencies, which may in any manner affect the performance of the contract and in particular any such laws pertaining to safety.

32. GOVERNING LAW

The terms of this quote shall be governed and construed in accordance with the laws of the State of Illinois. If any provision hereof shall be held to contravene any applicable law, such provision shall be deemed reformed to the extent of conforming to said law, and in all other respects the terms hereof shall remain in full force and effect.

33. BID

The signing of the submittal form shall be construed as acceptance of all provisions contained herein. All bids shall be submitted with each space properly completed. Any explanation or statement which the bidder wishes to make must be placed in the same envelope with the bid. Unless the bidder so indicates, it is understood that the bidder has submitted the bid in strict accordance with the specification requirements. The Bidder acknowledges that any variation from the specifications will be grounds for the District to reject the quote, although the District may accept the quote with the verification if, in its sole discretion, it determines that such bid is in the District's best interest. All quotes shall be deemed final, conclusive and irrevocable. No claim for relief because of errors or omissions in the bidding will be considered, and bidders will be held strictly to the bids as submitted. Should a bidder find any discrepancies in, or omissions from any of the documents, or be in doubt as to their meanings, the bidder shall submit questions as provided in this document. Bidders must satisfy themselves upon examination of these specifications, as to the intent of the specifications. After the submission of the bid, no complaint or claim that there was any misunderstanding in regard to items listed for bidding will be entertained from a bidder.

34. BIDDER'S AGREEMENT

The bidder hereby declares understanding, agreement, and certification of compliance to provide the services, work, and/or products to the District, at the prices quoted, in accordance with all terms and conditions, requirements, and specifications contained in these documents, and any issued amendments. The contractor further agrees that the language of this document shall govern in the event of a conflict with (1) the bidder's bid or (2) any subsequent purchase order between the bidder and the District. The bidder should, as a matter of clarity and assurance, also sign and submit all amendment(s) issued by the District related to this work. The bidder further agrees that upon receipt of an authorized purchase order or when an authorized official of the District countersigns this document, a binding contract shall exist between the bidder and the District. This document combined with amendments, the bidder's bid, the required submittals, and the purchase order, if any, shall comprise the binding contract.

35. CANCELLATION – The District reserves the right to cancel this contract at any time for reasons of unsatisfactory services.

36. ADDITIONAL INFORMATION

Contact D300 Purchasing, (847) 551-8460, between the hours of 8:00AM and 4:30PM, or by email – bids.purchasing@D300.org.

REFERENCES

LIST BELOW THE LAST FOUR (4) SCHOOL DISTRICTS OR OTHER ORGANIZATIONS FOR WHICH YOU HAVE PROVIDED COMPARABLE GOODS.

1. **ORGANIZATION:** _____
 ADDRESS: _____
 CITY, STATE, and ZIP CODE:

 TELEPHONE NUMBER/EMAIL:

 CONTACT PERSON:

 DATE OF SERVICES:

 DOLLAR AMOUNT OF THE JOB:

2. **ORGANIZATION:** _____
 ADDRESS: _____
 CITY, STATE, and ZIP CODE:

 TELEPHONE NUMBER/EMAIL:

 CONTACT PERSON:

 DATE OF SERVICES:

 DOLLAR AMOUNT OF THE JOB:

REFERENCES (CONT.)

3. ORGANIZATION:

ADDRESS:

CITY, STATE, and ZIP CODE:

TELEPHONE NUMBER/EMAIL:

CONTACT PERSON:

DATE OF SERVICES:

DOLLAR AMOUNT OF THE JOB:

4. ORGANIZATION:

ADDRESS:

CITY, STATE, and ZIP CODE:

TELEPHONE NUMBER/EMAIL:

CONTACT PERSON:

DATE OF SERVICES:

DOLLAR AMOUNT OF THE JOB:

OFFEROR'S NAME: _____

SIGNATURE: _____

DATE: _____

CERTIFICATE OF BIDDER ELIGIBILITY

720 ILCS 5/33E-11 requires that all contractors bidding for public agencies in the State of Illinois certify that they are not barred from bidding on public contracts for bid rigging or bid rotation.

The following certification must be signed and submitted with bidder's bid proposal. FAILURE TO DO SO MAY RESULT IN DISQUALIFICATION OF THE BIDDER.

_____, as part of its bid for the _____ work for Community Unit School District #300, Carpentersville, Illinois, of Cook, DeKalb, Kane, and McHenry Counties, Illinois certifies that said contractor is not barred from bidding on the aforementioned contract as a result of a violation of either 720 ILCS 5/33E-3 or 720 ILCS 5/33-E4.

CERTIFICATE OF COMPLIANCE WITH ILLINOIS DRUG-FREE WORKPLACE ACT

_____, having 25 or more employees, does hereby certify pursuant to section 3 of the *Illinois Drug-Free Workplace Act* (30 ILCS 580/3) that it shall provide a drug-free workplace for all employees engaged in the performance of work under the contract by complying with the requirements of the *Illinois Drug-Free Workplace Act* and, further certifies that it is not ineligible for award of this contract by reason of debarment for a violation of the *Illinois Drug-Free Workplace Act*.

Firm: _____

By: _____
(Signature)

(Printed Name & Title)

SUBSCRIBED and SWORN TO before me

This _____ day of _____, 2022.

NOTARY PUBLIC

**CERTIFICATE REGARDING
SEXUAL HARASSMENT POLICY**

_____, does hereby certify pursuant to Section 2-105 of the *Illinois Human Rights Act* (775 ILCS 5/2-105) that it has a written sexual harassment policy that includes, at a minimum, the following information: (i) the illegality of sexual harassment; (ii) the definition of sexual harassment under State law; (iii) a description of sexual harassment, utilizing examples; (iv) an internal complaint process including penalties; (v) the legal recourse, investigative and complaint process available through the Department of Human Rights and Human Rights Commission; (vi) directions on how to contact the Department of Human Rights and Human Rights Commission; and (vii) protection against retaliation.

**CERTIFICATE REGARDING
EQUAL EMPLOYMENT OPPORTUNITY**

_____, does hereby certify pursuant to Section 2-105 of the *Illinois Human Rights Act* (775 ILCS 5/2-105) that it has a written equal employment opportunity policy that is in compliance with all terms and conditions of the Equal Employment Opportunity provisions of the Illinois Human Rights Act.

Firm: _____

By: _____
(Signature)

(Printed Name & Title)

SUBSCRIBED and SWORN TO before me

This _____ day of _____, 2022.

NOTARY PUBLIC

**CERTIFICATE REGARDING
EMPLOYMENT OF ILLINOIS WORKERS ON PUBLIC WORKS**

_____ agrees if at the time the Agreement is executed, or if during the term of the Agreement, there is excessive unemployment in Illinois as defined in the Employment of Illinois Workers on Public Works Act, 30 ILCS 570/0/01 et seq., as two consecutive months of unemployment exceeding 5%, then _____ agrees to employ Illinois laborers in accordance with the Employment of Illinois Workers on Public Works Act. An "Illinois laborer" is defined as any person who has resided in Illinois for at least thirty (30) days and intends to become or remain an Illinois resident.

NON-COLLUSION AFFIDAVIT

AFFIDAVIT: "I (we) hereby certify and affirm that my (our) proposal was prepared independently for this project and that it contains no fees or amounts other than that for the legitimate execution of this work as specified and that it includes no understanding or agreements in restraint of trade."

The following affidavit must be signed and submitted with bidder's bid proposal. FAILURE TO DO SO MAY RESULT IN DISQUALIFICATION OF THE BIDDER.

_____, as part of its bid for the _____ work for Community Unit School District #300, Carpentersville, Illinois certifies that said Contractor is not barred from bidding on the aforementioned contract as a result of a violation of the above Non-Collusion Affidavit.

Firm: _____

By: _____
(Signature)

(Printed Name & Title)

SUBSCRIBED and SWORN TO before me

This _____ day of _____, 2022.

NOTARY PUBLIC

**CERTIFICATE REGARDING
COMMUNITY UNIT SCHOOL DISTRICT 300
VENDOR/CONTRACTOR CONFLICT OF INTEREST**

_____, does hereby certify that they have read and fully understand the Vendor/Contractor Conflict of Interest Board Policy as stated below:

Anyone violating this provision could be subject to having their contract terminated at the sole discretion of the Board of Education.

Board Policy -
Vendor/Contractor Conflict of Interest

Any vendor or contractor doing \$5,000 - \$25,000 in business with the District within a fiscal year shall not contribute to any political campaign that directly affects the District while doing business for the District or for a period of two years after completion of business with the District. Further, the District will not enter into significant business with a vendor or contractor that has contributed to a political campaign that directly affects the District within two years prior to commencing business. Any vendor or contractor that participates and is awarded a contract through the competitive bidding process is exempt from this policy.

LEGAL REF.: 105 ILCS 5/10-20.19c, 5/10-20.21, 510-22.34c, and 5/19b-1 et seq.
820 ILCS 130/0.01 et seq.

CROSS REF: 2:100 (Board Member Conflict of Interest), 4:70 (Resource Conservation) 4:150 (Facility Management and Building Programs)

ADOPTED: February 10, 2003

Firm: _____

By: _____
(Signature)

(Printed Name & Title)

SUBSCRIBED and SWORN TO before me

This _____ day of _____, 2022.

NOTARY PUBLIC

CRIMINAL BACKGROUND INVESTIGATIONS

Contractor hereby represents, warrants, and certified that no officer or director thereof has any knowledge that any employee thereof has been convicted of committing or attempting to commit "Criminal Code of 1961," 720 ILCS, Sections 5/11-6 (Indecent solicitation of a child), 5/11-9 (Public indecency), 5/11-14 (Prostitution), 5/11-15 (Soliciting for a prostitute), 5/11-15.1 (Soliciting for a juvenile prostitute), 5/11-19 (Pimping), 5/11-19.1 (Juvenile pimping), 5/11-19.2 (Exploitation of a child), 5/11-20 (Obscenity), 5/11-20.1 (Sexual assault), 5/12-14 (Aggravated criminal sexual assault), 5/12-15 (Criminal sexual abuse), and 5/12-16 (Aggravated criminal sexual abuse), and/or those offenses defined in the "Cannabis Control Act," 720 ILCS, 550/1 et seq. (except the "Illinois Controlled Substances Act, " 720 ILCS 570/100 et seq., any of the offenses that would subject a certificated employee to suspension or revocation pursuant to Section 21-23a of the School Code or anyone found to be the perpetrator of sexual or physical abuse of any minor under 18 years of age pursuant to proceedings under Article II of the Juvenile Court Act of 1987 and/or any offense committed or attempted in any other state or against the laws of the United States, which if committed or attempted in this State, would have been punishable as one or more of the foregoing offenses.

Contractor further agrees that it shall not employ any person who have or may have direct, daily contact with the pupils of any school in the district, and for whom a criminal background investigation has not been conducted pursuant hereto, and further represents and agrees that all applicants for any such employment shall furnish with their applications the attached written "Authorization for Criminal Background Information" form authorizing the Board of Education to request a criminal background investigation of said applicant pursuant to Section 5/10-21.9 of the School Code of Illinois and to receive criminal history record information pursuant thereto to determine if the applicant has been convicted of committing or attempting to commit any of the criminal or drug offenses enumerated above. Contractor further agrees to submit with said authorization payment for any costs and expenses associated with the criminal background investigation.

Contractor further represents, warrants, and certifies that no applicant for employment with respect to whom the criminal investigation reveals any conviction for committing and/or attempting to commit any of the above enumerated offenses, shall be employed thereby in any position that involves or may involve contact with the students of the school district.

This certification is executed on the date hereinafter indicated by the designated contractor by its duly authorized officer.

By: _____

Title: _____

Dated: _____

SUBSCRIBED and SWORN TO before me
This _____ day of _____, 2022.

NOTARY PUBLIC

AUTHORIZATION FOR CRIMINAL BACKGROUND INVESTIGATION

The undersigned hereby authorizes the Board of Education of Community Unit School District 300, Carpentersville, Illinois to request a criminal background investigation from the Illinois State Police, pursuant to Section 5/10-21.9 of the School Code of Illinois, 105 ILCS 5/10-21.9 and to receive criminal history record information pursuant thereto.

(Printed or Typed Name of Applicant Employee)

Signature of Applicant or Employee

Dated: _____



COMMUNITY UNIT SCHOOL DISTRICT 300
PURCHASING DEPARTMENT
2605 Bunker Hill Drive
Algonquin, IL 60102
847-551-8300
Fax: 847-551-8463

VENDOR APPLICATION FORM (SUBJECT TO LOCAL LAWS)
APPLICATION DATE
REVISION DATE
Fill in all spaces. Insert "NA" in blocks not applicable. Type all entries

DATE: _____

COMPANY HOW LONG IN PRESENT BUSINESS?

ADDRESS CITY STATE ZIP

CONTACT PERSON/REPRESENTATIVE FAX NUMBER PHONE AND EXTENSION

TYPE OF ORGANIZATION (Check Applicable) IF INCORPORATED INDICATE IN WHICH STATE
INDIVIDUAL PARTNERSHIP CORPORATION

YEARS ESTABLISHED: DO YOU ACCEPT PURCHASE ORDERS? YES NO DO YOU ACCEPT CREDIT CARDS? YES NO

CATEGORY (Check below the category which applies to the applicant)
(A) MANUFACTURER OR PRODUCER (C) RETAILER (E) DISTRIBUTOR
(B) WHOLESALER (D) MANUFACTURER'S AGENT (F) SERVICE ESTABLISHMENT

NAMES OF OFFICERS, MEMBERS OR OWNERS OF CONCERN, PARTNERSHIP, ETC.
(A) PRESIDENT (B) VICE PRESIDENT
(C) SECRETARY (D) TREASURER
(E) OWNERS, PARTNERS, OR STOCKHOLDERS

TAXPAYER'S I.D. NO. FEIN or S.S. No. INSURANCE INFORMATION (Check Applicable)
LIABILITY INSURANCE: \$2,000,000 \$2,500,000 \$5,000,000 OTHER
Workers' Compensation: State Minimum Greater than Minimum
Required that CUSD be named as an Additional Insured INSURANCE CO.

BONDING INFORMATION (Check each area in which you have been bonded and the latest date of bonding)
Perf. Bond / Payment Bond (Labor and Materials) / Builder's Risk /

PERSONS AUTHORIZED TO SIGN QUOTES, PROPOSALS, BIDS AND CONTRACTS:
NAME OFFICIAL CAPACITY

Average number of employees (including affiliates) for four preceding calendar quarters.
Average annual sales for preceding three fiscal years:
Floor Space (Square Feet) Manufacturing Warehouse

MINORITY/WOMEN BUSINESS ENTERPRISE (Check One) See Definitions Below <input type="checkbox"/> MBE <input type="checkbox"/> MBE/WBE <input type="checkbox"/> WBE <input type="checkbox"/> PBE	FOR USE BY CONTRACT COMPLIANCE ONLY: BY: _____ DATE _____ <input type="checkbox"/> C <input type="checkbox"/> NC
MINORITY GROUP MEMBERSHIP (Check One) See Definitions Below NOTE: DO NOT COMPLETE THIS SECTION UNLESS YOU HAVE CHECKED ONE OF THE BOXES IN THE MINORITY/WOMEN BUSINESS ENTERPRISE SECTION ABOVE. <input type="checkbox"/> AFRICAN AMERICAN OR BLACK <input type="checkbox"/> HISPANIC AMERICAN <input type="checkbox"/> NATIVE AMERICAN <input type="checkbox"/> ASIAN-PACIFIC AMERICAN	
CERTIFICATION DATE ISSUED: _____ EXPIRATION: _____	

MINORITY AND WOMEN OWNED BUSINESS ENTERPRISE DEFINITIONS

MINORITY BUSINESS ENTERPRISE ("MBE") means a certified participating business at least 51 percent (51%) of which is owned and controlled by one or more members or one or more minority groups, or in the case of a publicly held corporation, 51 percent (51%) of the stock is owned by one or more members of one or more minority groups and whose daily business operations are controlled by one or more such individuals.

WOMEN'S BUSINESS ENTERPRISE ("WBE") means a certified participating business at least 51 percent (51%) of which is owned by one or more women, or in the case of a publicly held corporation, 51 percent (51%) of the stock of which is owned by one or more women and whose daily operations are controlled by one or more such individuals. Determination of whether a business is at least 51 percent (51%) owned by a woman or women shall be made without regard to community property laws.

BUSINESS OWNED AND OPERATED BY A PERSON WITH A DISABILITY ("PBE") means a business concern of which at least 51 percent (51%) is owned by one or more persons with a disability, or in the case of the corporation, one in which at least 51 per centum of the stock is owned by one or more persons with a disability or by a not for profit agency for the disabled organized pursuant to Section 501 of the Internal Revenue Code 1954; and the management and daily business operations of which are controlled by one or more of the persons with a disability who own it.

MINORITY GROUP MEMBER is an individual who is one of the following:

AFRICAN AMERICAN OR BLACK (persons with origins in any of the Black racial groups of Africa):

HISPANIC AMERICAN (persons of Spanish culture with origins in Puerto Rico, Mexico, Cuba, South or Central America, Spain, Portugal or the Caribbean Islands regardless of race).

NATIVE AMERICAN (American Indian)

ASIAN-PACIFIC AMERICAN (persons with origins from Japan, China, the Philippines, Vietnam, Korea, Samoa, Guam, the U.S. Trust Territories of the Pacific, Northern Marianas, Laos, Cambodia, Taiwan, or the Indian subcontinent).

IF YOU HAVE EVER DONE BUSINESS WITH THE SCHOOL DISTRICT UNDER ANOTHER NAME, PLEASE INDICATE NAME OR NAMES.

Give names, complete addresses, buyer's names and phone numbers of four of your customers. (Please include Federal, State or City Governments).

ORGANIZATION	ADDRESS, STATE, ZIP	BUYER	PHONE NUMBER
1. _____	_____	_____	_____
2. _____	_____	_____	_____
3. _____	_____	_____	_____
4. _____	_____	_____	_____

Bank References

NAME OF BANK	ADDRESS, STATE, ZIP	CONTACT PERSON	PHONE NUMBER
_____	_____	_____	_____

I certify that the information supplied herein (including all pages attached) is correct and that neither the applicant nor any person (or concern) in any connection with the applicant as a principal or officer, so far as is known, is not debarred or otherwise declared ineligible by any public agency from furnishing materials, supplies or services to any agency thereof.

SIGNATURE OF PERSON AUTHORIZED TO SIGN THIS APPLICATION
NAME AND TITLE OF PERSON SIGNING (Please type or print)

PERSONS OR BUSINESSES INTERESTED IN BEING ADDED TO THE BIDDER'S LIST MUST FILE THIS APPLICATION WITH THE PURCHASING DEPARTMENT.

AFTER PLACEMENT ON THE BIDDERS' LIST, A VENDOR'S FAILURE TO RESPOND TO INVITATIONS FOR BIDS WILL BE UNDERSTOOD BY THE SCHOOL DISTRICT TO INDICATE LACK OF INTEREST AND SHALL RESULT IN THE REMOVAL OF THE VENDOR'S NAME FROM THE BIDDERS' LIST FOR THE ITEMS CONCERNED.

NOTE: ANY CHANGES TO INFORMATION SUBMITTED (ADDRESSES, AUTHORIZED PERSONNEL, ETC..) WILL REQUIRE A REVISED COPY OF THIS FORM. ADDITIONAL FORMS MAY BE OBTAINED BY CONTACTING THE PURCHASING DEPARTMENT AT THE ADDRESS SHOWN ON THE FRONT OF THIS FORM.

USE BY COMMUNITY UNIT SCHOOL DISTRICT 300 ONLY

VENDOR I.D. NUMBER	APPROVED BY	DATE	W9	COMM LIST
--------------------	-------------	------	----	-----------

Request for Taxpayer Identification Number and Certification

Give Form to the requester. Do not send to the IRS.

▶ Go to www.irs.gov/FormW9 for instructions and the latest information.

See Specific Instructions on page 3.

1 Name (as shown on your income tax return). Name is required on this line; do not leave this line blank.															
2 Business name/disregarded entity name, if different from above															
3 Check appropriate box for federal tax classification of the person whose name is entered on line 1. Check only one of the following seven boxes. <table style="width: 100%; margin-top: 5px;"> <tr> <td><input type="checkbox"/> Individual/sole proprietor or single-member LLC</td> <td><input type="checkbox"/> C Corporation</td> <td><input type="checkbox"/> S Corporation</td> <td><input type="checkbox"/> Partnership</td> <td><input type="checkbox"/> Trust/estate</td> </tr> <tr> <td colspan="5"> <input type="checkbox"/> Limited liability company. Enter the tax classification (C=C corporation, S=S corporation, P=Partnership) ▶ _____ Note: Check the appropriate box in the line above for the tax classification of the single-member owner. Do not check LLC if the LLC is classified as a single-member LLC that is disregarded from the owner unless the owner of the LLC is another LLC that is not disregarded from the owner for U.S. federal tax purposes. Otherwise, a single-member LLC that is disregarded from the owner should check the appropriate box for the tax classification of its owner. </td> </tr> <tr> <td colspan="5"><input type="checkbox"/> Other (see instructions) ▶</td> </tr> </table>	<input type="checkbox"/> Individual/sole proprietor or single-member LLC	<input type="checkbox"/> C Corporation	<input type="checkbox"/> S Corporation	<input type="checkbox"/> Partnership	<input type="checkbox"/> Trust/estate	<input type="checkbox"/> Limited liability company. Enter the tax classification (C=C corporation, S=S corporation, P=Partnership) ▶ _____ Note: Check the appropriate box in the line above for the tax classification of the single-member owner. Do not check LLC if the LLC is classified as a single-member LLC that is disregarded from the owner unless the owner of the LLC is another LLC that is not disregarded from the owner for U.S. federal tax purposes. Otherwise, a single-member LLC that is disregarded from the owner should check the appropriate box for the tax classification of its owner.					<input type="checkbox"/> Other (see instructions) ▶				
<input type="checkbox"/> Individual/sole proprietor or single-member LLC	<input type="checkbox"/> C Corporation	<input type="checkbox"/> S Corporation	<input type="checkbox"/> Partnership	<input type="checkbox"/> Trust/estate											
<input type="checkbox"/> Limited liability company. Enter the tax classification (C=C corporation, S=S corporation, P=Partnership) ▶ _____ Note: Check the appropriate box in the line above for the tax classification of the single-member owner. Do not check LLC if the LLC is classified as a single-member LLC that is disregarded from the owner unless the owner of the LLC is another LLC that is not disregarded from the owner for U.S. federal tax purposes. Otherwise, a single-member LLC that is disregarded from the owner should check the appropriate box for the tax classification of its owner.															
<input type="checkbox"/> Other (see instructions) ▶															
4 Exemptions (codes apply only to certain entities, not individuals; see instructions on page 3):															
Exempt payee code (if any) _____															
Exemption from FATCA reporting code (if any) _____															
<small>(Applies to accounts maintained outside the U.S.)</small>															
5 Address (number, street, and apt. or suite no.) See instructions.	Requester's name and address (optional)														
6 City, state, and ZIP code	COMMUNITY UNIT SCHOOL DISTRICT 300 2550 HARNISH DRIVE ALGONQUIN, IL 60102														
7 List account number(s) here (optional)															

Part I Taxpayer Identification Number (TIN)

Enter your TIN in the appropriate box. The TIN provided must match the name given on line 1 to avoid backup withholding. For individuals, this is generally your social security number (SSN). However, for a resident alien, sole proprietor, or disregarded entity, see the instructions for Part I, later. For other entities, it is your employer identification number (EIN). If you do not have a number, see *How to get a TIN*, later.

Note: If the account is in more than one name, see the instructions for line 1. Also see *What Name and Number To Give the Requester* for guidelines on whose number to enter.

Social security number									
or									
Employer identification number									

Part II Certification

Under penalties of perjury, I certify that:

1. The number shown on this form is my correct taxpayer identification number (or I am waiting for a number to be issued to me); and
2. I am not subject to backup withholding because: (a) I am exempt from backup withholding, or (b) I have not been notified by the Internal Revenue Service (IRS) that I am subject to backup withholding as a result of a failure to report all interest or dividends, or (c) the IRS has notified me that I am no longer subject to backup withholding; and
3. I am a U.S. citizen or other U.S. person (defined below); and
4. The FATCA code(s) entered on this form (if any) indicating that I am exempt from FATCA reporting is correct.

Certification instructions. You must cross out item 2 above if you have been notified by the IRS that you are currently subject to backup withholding because you have failed to report all interest and dividends on your tax return. For real estate transactions, item 2 does not apply. For mortgage interest paid, acquisition or abandonment of secured property, cancellation of debt, contributions to an individual retirement arrangement (IRA), and generally, payments other than interest and dividends, you are not required to sign the certification, but you must provide your correct TIN. See the instructions for Part II, later.

Sign Here

Signature of U.S. person ▶

Date ▶

General Instructions

Section references are to the Internal Revenue Code unless otherwise noted.

Future developments. For the latest information about developments related to Form W-9 and its instructions, such as legislation enacted after they were published, go to www.irs.gov/FormW9.

Purpose of Form

An individual or entity (Form W-9 requester) who is required to file an information return with the IRS must obtain your correct taxpayer identification number (TIN) which may be your social security number (SSN), individual taxpayer identification number (ITIN), adoption taxpayer identification number (ATIN), or employer identification number (EIN), to report on an information return the amount paid to you, or other amount reportable on an information return. Examples of information returns include, but are not limited to, the following.

- Form 1099-INT (interest earned or paid)

- Form 1099-DIV (dividends, including those from stocks or mutual funds)
- Form 1099-MISC (various types of income, prizes, awards, or gross proceeds)
- Form 1099-B (stock or mutual fund sales and certain other transactions by brokers)
- Form 1099-S (proceeds from real estate transactions)
- Form 1099-K (merchant card and third party network transactions)
- Form 1098 (home mortgage interest), 1098-E (student loan interest), 1098-T (tuition)
- Form 1099-C (canceled debt)
- Form 1099-A (acquisition or abandonment of secured property)

Use Form W-9 only if you are a U.S. person (including a resident alien), to provide your correct TIN.

If you do not return Form W-9 to the requester with a TIN, you might be subject to backup withholding. See What is backup withholding, later.

By signing the filled-out form, you:

1. Certify that the TIN you are giving is correct (or you are waiting for a number to be issued),
2. Certify that you are not subject to backup withholding, or
3. Claim exemption from backup withholding if you are a U.S. exempt payee. If applicable, you are also certifying that as a U.S. person, your allocable share of any partnership income from a U.S. trade or business is not subject to the withholding tax on foreign partners' share of effectively connected income, and
4. Certify that FATCA code(s) entered on this form (if any) indicating that you are exempt from the FATCA reporting, is correct. See *What is FATCA reporting*, later, for further information.

Note: If you are a U.S. person and a requester gives you a form other than Form W-9 to request your TIN, you must use the requester's form if it is substantially similar to this Form W-9.

Definition of a U.S. person. For federal tax purposes, you are considered a U.S. person if you are:

- An individual who is a U.S. citizen or U.S. resident alien;
- A partnership, corporation, company, or association created or organized in the United States or under the laws of the United States;
- An estate (other than a foreign estate); or
- A domestic trust (as defined in Regulations section 301.7701-7).

Special rules for partnerships. Partnerships that conduct a trade or business in the United States are generally required to pay a withholding tax under section 1446 on any foreign partners' share of effectively connected taxable income from such business. Further, in certain cases where a Form W-9 has not been received, the rules under section 1446 require a partnership to presume that a partner is a foreign person, and pay the section 1446 withholding tax. Therefore, if you are a U.S. person that is a partner in a partnership conducting a trade or business in the United States, provide Form W-9 to the partnership to establish your U.S. status and avoid section 1446 withholding on your share of partnership income.

In the cases below, the following person must give Form W-9 to the partnership for purposes of establishing its U.S. status and avoiding withholding on its allocable share of net income from the partnership conducting a trade or business in the United States.

- In the case of a disregarded entity with a U.S. owner, the U.S. owner of the disregarded entity and not the entity;
- In the case of a grantor trust with a U.S. grantor or other U.S. owner, generally, the U.S. grantor or other U.S. owner of the grantor trust and not the trust; and
- In the case of a U.S. trust (other than a grantor trust), the U.S. trust (other than a grantor trust) and not the beneficiaries of the trust.

Foreign person. If you are a foreign person or the U.S. branch of a foreign bank that has elected to be treated as a U.S. person, do not use Form W-9. Instead, use the appropriate Form W-8 or Form 8233 (see Pub. 515, *Withholding of Tax on Nonresident Aliens and Foreign Entities*).

Nonresident alien who becomes a resident alien. Generally, only a nonresident alien individual may use the terms of a tax treaty to reduce or eliminate U.S. tax on certain types of income. However, most tax treaties contain a provision known as a "saving clause." Exceptions specified in the saving clause may permit an exemption from tax to continue for certain types of income even after the payee has otherwise become a U.S. resident alien for tax purposes.

If you are a U.S. resident alien who is relying on an exception contained in the saving clause of a tax treaty to claim an exemption from U.S. tax on certain types of income, you must attach a statement to Form W-9 that specifies the following five items.

1. The treaty country. Generally, this must be the same treaty under which you claimed exemption from tax as a nonresident alien.
2. The treaty article addressing the income.
3. The article number (or location) in the tax treaty that contains the saving clause and its exceptions.
4. The type and amount of income that qualifies for the exemption from tax.
5. Sufficient facts to justify the exemption from tax under the terms of the treaty article.

Example. Article 20 of the U.S.-China income tax treaty allows an exemption from tax for scholarship income received by a Chinese student temporarily present in the United States. Under U.S. law, this student will become a resident alien for tax purposes if his or her stay in the United States exceeds 5 calendar years. However, paragraph 2 of the first Protocol to the U.S.-China treaty (dated April 30, 1984) allows the provisions of Article 20 to continue to apply even after the Chinese student becomes a resident alien of the United States. A Chinese student who qualifies for this exception (under paragraph 2 of the first protocol) and is relying on this exception to claim an exemption from tax on his or her scholarship or fellowship income would attach to Form W-9 a statement that includes the information described above to support that exemption.

If you are a nonresident alien or a foreign entity, give the requester the appropriate completed Form W-8 or Form 8233.

Backup Withholding

What is backup withholding? Persons making certain payments to you must under certain conditions withhold and pay to the IRS 24% of such payments. This is called "backup withholding." Payments that may be subject to backup withholding include interest, tax-exempt interest, dividends, broker and barter exchange transactions, rents, royalties, nonemployee pay, payments made in settlement of payment card and third party network transactions, and certain payments from fishing boat operators. Real estate transactions are not subject to backup withholding.

You will not be subject to backup withholding on payments you receive if you give the requester your correct TIN, make the proper certifications, and report all your taxable interest and dividends on your tax return.

Payments you receive will be subject to backup withholding if:

1. You do not furnish your TIN to the requester,
2. You do not certify your TIN when required (see the instructions for Part II for details),
3. The IRS tells the requester that you furnished an incorrect TIN,
4. The IRS tells you that you are subject to backup withholding because you did not report all your interest and dividends on your tax return (for reportable interest and dividends only), or
5. You do not certify to the requester that you are not subject to backup withholding under 4 above (for reportable interest and dividend accounts opened after 1983 only).

Certain payees and payments are exempt from backup withholding. See *Exempt payee code*, later, and the separate Instructions for the Requester of Form W-9 for more information.

Also see *Special rules for partnerships*, earlier.

What is FATCA Reporting?

The Foreign Account Tax Compliance Act (FATCA) requires a participating foreign financial institution to report all United States account holders that are specified United States persons. Certain payees are exempt from FATCA reporting. See *Exemption from FATCA reporting code*, later, and the Instructions for the Requester of Form W-9 for more information.

Updating Your Information

You must provide updated information to any person to whom you claimed to be an exempt payee if you are no longer an exempt payee and anticipate receiving reportable payments in the future from this person. For example, you may need to provide updated information if you are a C corporation that elects to be an S corporation, or if you no longer are tax exempt. In addition, you must furnish a new Form W-9 if the name or TIN changes for the account; for example, if the grantor of a grantor trust dies.

Penalties

Failure to furnish TIN. If you fail to furnish your correct TIN to a requester, you are subject to a penalty of \$50 for each such failure unless your failure is due to reasonable cause and not to willful neglect.

Civil penalty for false information with respect to withholding. If you make a false statement with no reasonable basis that results in no backup withholding, you are subject to a \$500 penalty.

Criminal penalty for falsifying information. Willfully falsifying certifications or affirmations may subject you to criminal penalties including fines and/or imprisonment.

Misuse of TINs. If the requester discloses or uses TINs in violation of federal law, the requester may be subject to civil and criminal penalties.

Specific Instructions

Line 1

You must enter one of the following on this line; **do not** leave this line blank. The name should match the name on your tax return.

If this Form W-9 is for a joint account (other than an account maintained by a foreign financial institution (FFI)), list first, and then circle, the name of the person or entity whose number you entered in Part 1 of Form W-9. If you are providing Form W-9 to an FFI to document a joint account, each holder of the account that is a U.S. person must provide a Form W-9.

a. **Individual.** Generally, enter the name shown on your tax return. If you have changed your last name without informing the Social Security Administration (SSA) of the name change, enter your first name, the last name as shown on your social security card, and your new last name.

Note: ITIN applicant: Enter your individual name as it was entered on your Form W-7 application, line 1a. This should also be the same as the name you entered on the Form 1040/1040A/1040EZ you filed with your application.

b. **Sole proprietor or single-member LLC.** Enter your individual name as shown on your 1040/1040A/1040EZ on line 1. You may enter your business, trade, or "doing business as" (DBA) name on line 2.

c. **Partnership, LLC that is not a single-member LLC, C corporation, or S corporation.** Enter the entity's name as shown on the entity's tax return on line 1 and any business, trade, or DBA name on line 2.

d. **Other entities.** Enter your name as shown on required U.S. federal tax documents on line 1. This name should match the name shown on the charter or other legal document creating the entity. You may enter any business, trade, or DBA name on line 2.

e. **Disregarded entity.** For U.S. federal tax purposes, an entity that is disregarded as an entity separate from its owner is treated as a "disregarded entity." See Regulations section 301.7701-2(c)(2)(iii). Enter the owner's name on line 1. The name of the entity entered on line 1 should never be a disregarded entity. The name on line 1 should be the name shown on the income tax return on which the income should be reported. For example, if a foreign LLC that is treated as a disregarded entity for U.S. federal tax purposes has a single owner that is a U.S. person, the U.S. owner's name is required to be provided on line 1. If the direct owner of the entity is also a disregarded entity, enter the first owner that is not disregarded for federal tax purposes. Enter the disregarded entity's name on line 2, "Business name/disregarded entity name." If the owner of the disregarded entity is a foreign person, the owner must complete an appropriate Form W-8 instead of a Form W-9. This is the case even if the foreign person has a U.S. TIN.

Line 2

If you have a business name, trade name, DBA name, or disregarded entity name, you may enter it on line 2.

Line 3

Check the appropriate box on line 3 for the U.S. federal tax classification of the person whose name is entered on line 1. Check only one box on line 3.

IF the entity/person on line 1 is a(n) . . .	THEN check the box for . . .
• Corporation	Corporation
• Individual • Sole proprietorship, or • Single-member limited liability company (LLC) owned by an individual and disregarded for U.S. federal tax purposes.	Individual/sole proprietor or single-member LLC
• LLC treated as a partnership for U.S. federal tax purposes, • LLC that has filed Form 8832 or 2553 to be taxed as a corporation, or • LLC that is disregarded as an entity separate from its owner but the owner is another LLC that is not disregarded for U.S. federal tax purposes.	Limited liability company and enter the appropriate tax classification. (P= Partnership; C= C corporation; or S= S corporation)
• Partnership	Partnership
• Trust/estate	Trust/estate

Line 4, Exemptions

If you are exempt from backup withholding and/or FATCA reporting, enter in the appropriate space on line 4 any code(s) that may apply to you.

Exempt payee code.

- Generally, individuals (including sole proprietors) are not exempt from backup withholding.
- Except as provided below, corporations are exempt from backup withholding for certain payments, including interest and dividends.
- Corporations are not exempt from backup withholding for payments made in settlement of payment card or third party network transactions.
- Corporations are not exempt from backup withholding with respect to attorneys' fees or gross proceeds paid to attorneys, and corporations that provide medical or health care services are not exempt with respect to payments reportable on Form 1099-MISC.

The following codes identify payees that are exempt from backup withholding. Enter the appropriate code in the space in line 4.

- 1—An organization exempt from tax under section 501(a), any IRA, or a custodial account under section 403(b)(7) if the account satisfies the requirements of section 401(f)(2)
- 2—The United States or any of its agencies or instrumentalities
- 3—A state, the District of Columbia, a U.S. commonwealth or possession, or any of their political subdivisions or instrumentalities
- 4—A foreign government or any of its political subdivisions, agencies, or instrumentalities
- 5—A corporation
- 6—A dealer in securities or commodities required to register in the United States, the District of Columbia, or a U.S. commonwealth or possession
- 7—A futures commission merchant registered with the Commodity Futures Trading Commission
- 8—A real estate investment trust
- 9—An entity registered at all times during the tax year under the Investment Company Act of 1940
- 10—A common trust fund operated by a bank under section 584(a)
- 11—A financial institution
- 12—A middleman known in the investment community as a nominee or custodian
- 13—A trust exempt from tax under section 664 or described in section 4947

The following chart shows types of payments that may be exempt from backup withholding. The chart applies to the exempt payees listed above, 1 through 13.

IF the payment is for . . .	THEN the payment is exempt for . . .
Interest and dividend payments	All exempt payees except for 7
Broker transactions	Exempt payees 1 through 4 and 6 through 11 and all C corporations. S corporations must not enter an exempt payee code because they are exempt only for sales of noncovered securities acquired prior to 2012.
Barter exchange transactions and patronage dividends	Exempt payees 1 through 4
Payments over \$600 required to be reported and direct sales over \$5,000 ¹	Generally, exempt payees 1 through 5 ²
Payments made in settlement of payment card or third party network transactions	Exempt payees 1 through 4

¹ See Form 1099-MISC, Miscellaneous Income, and its instructions.

² However, the following payments made to a corporation and reportable on Form 1099-MISC are not exempt from backup withholding: medical and health care payments, attorneys' fees, gross proceeds paid to an attorney reportable under section 6045(f), and payments for services paid by a federal executive agency.

Exemption from FATCA reporting code. The following codes identify payees that are exempt from reporting under FATCA. These codes apply to persons submitting this form for accounts maintained outside of the United States by certain foreign financial institutions. Therefore, if you are only submitting this form for an account you hold in the United States, you may leave this field blank. Consult with the person requesting this form if you are uncertain if the financial institution is subject to these requirements. A requester may indicate that a code is not required by providing you with a Form W-9 with "Not Applicable" (or any similar indication) written or printed on the line for a FATCA exemption code.

A—An organization exempt from tax under section 501(a) or any individual retirement plan as defined in section 7701(a)(37)

B—The United States or any of its agencies or instrumentalities

C—A state, the District of Columbia, a U.S. commonwealth or possession, or any of their political subdivisions or instrumentalities

D—A corporation the stock of which is regularly traded on one or more established securities markets, as described in Regulations section 1.1472-1(c)(1)(i)

E—A corporation that is a member of the same expanded affiliated group as a corporation described in Regulations section 1.1472-1(c)(1)(i)

F—A dealer in securities, commodities, or derivative financial instruments (including notional principal contracts, futures, forwards, and options) that is registered as such under the laws of the United States or any state

G—A real estate investment trust

H—A regulated investment company as defined in section 851 or an entity registered at all times during the tax year under the Investment Company Act of 1940

I—A common trust fund as defined in section 584(a)

J—A bank as defined in section 581

K—A broker

L—A trust exempt from tax under section 664 or described in section 4947(a)(1)

M—A tax exempt trust under a section 403(b) plan or section 457(g) plan

Note: You may wish to consult with the financial institution requesting this form to determine whether the FATCA code and/or exempt payee code should be completed.

Line 5

Enter your address (number, street, and apartment or suite number). This is where the requester of this Form W-9 will mail your information returns. If this address differs from the one the requester already has on file, write NEW at the top. If a new address is provided, there is still a chance the old address will be used until the payor changes your address in their records.

Line 6

Enter your city, state, and ZIP code.

Part I. Taxpayer Identification Number (TIN)

Enter your TIN in the appropriate box. If you are a resident alien and you do not have and are not eligible to get an SSN, your TIN is your IRS individual taxpayer identification number (ITIN). Enter it in the social security number box. If you do not have an ITIN, see *How to get a TIN* below.

If you are a sole proprietor and you have an EIN, you may enter either your SSN or EIN.

If you are a single-member LLC that is disregarded as an entity separate from its owner, enter the owner's SSN (or EIN, if the owner has one). Do not enter the disregarded entity's EIN. If the LLC is classified as a corporation or partnership, enter the entity's EIN.

Note: See *What Name and Number To Give the Requester*, later, for further clarification of name and TIN combinations.

How to get a TIN. If you do not have a TIN, apply for one immediately. To apply for an SSN, get Form SS-5, Application for a Social Security Card, from your local SSA office or get this form online at www.SSA.gov. You may also get this form by calling 1-800-772-1213. Use Form W-7, Application for IRS Individual Taxpayer Identification Number, to apply for an ITIN, or Form SS-4, Application for Employer Identification Number, to apply for an EIN. You can apply for an EIN online by accessing the IRS website at www.irs.gov/Businesses and clicking on Employer Identification Number (EIN) under Starting a Business. Go to www.irs.gov/Forms to view, download, or print Form W-7 and/or Form SS-4. Or, you can go to www.irs.gov/OrderForms to place an order and have Form W-7 and/or SS-4 mailed to you within 10 business days.

If you are asked to complete Form W-9 but do not have a TIN, apply for a TIN and write "Applied For" in the space for the TIN, sign and date the form, and give it to the requester. For interest and dividend payments, and certain payments made with respect to readily tradable instruments, generally you will have 60 days to get a TIN and give it to the requester before you are subject to backup withholding on payments. The 60-day rule does not apply to other types of payments. You will be subject to backup withholding on all such payments until you provide your TIN to the requester.

Note: Entering "Applied For" means that you have already applied for a TIN or that you intend to apply for one soon.

Caution: A disregarded U.S. entity that has a foreign owner must use the appropriate Form W-8.

Part II. Certification

To establish to the withholding agent that you are a U.S. person, or resident alien, sign Form W-9. You may be requested to sign by the withholding agent even if item 1, 4, or 5 below indicates otherwise.

For a joint account, only the person whose TIN is shown in Part I should sign (when required). In the case of a disregarded entity, the person identified on line 1 must sign. Exempt payees, see *Exempt payee code*, earlier.

Signature requirements. Complete the certification as indicated in items 1 through 5 below.

1. Interest, dividend, and barter exchange accounts opened before 1984 and broker accounts considered active during 1983. You must give your correct TIN, but you do not have to sign the certification.

2. Interest, dividend, broker, and barter exchange accounts opened after 1983 and broker accounts considered inactive during 1983. You must sign the certification or backup withholding will apply. If you are subject to backup withholding and you are merely providing your correct TIN to the requester, you must cross out item 2 in the certification before signing the form.

3. Real estate transactions. You must sign the certification. You may cross out item 2 of the certification.

4. Other payments. You must give your correct TIN, but you do not have to sign the certification unless you have been notified that you have previously given an incorrect TIN. "Other payments" include payments made in the course of the requester's trade or business for rents, royalties, goods (other than bills for merchandise), medical and health care services (including payments to corporations), payments to a nonemployee for services, payments made in settlement of payment card and third party network transactions, payments to certain fishing boat crew members and fishermen, and gross proceeds paid to attorneys (including payments to corporations).

5. Mortgage interest paid by you, acquisition or abandonment of secured property, cancellation of debt, qualified tuition program payments (under section 529), ABLE accounts (under section 529A), IRA, Coverdell ESA, Archer MSA or HSA contributions or distributions, and pension distributions. You must give your correct TIN, but you do not have to sign the certification.

What Name and Number To Give the Requester

For this type of account:	Give name and SSN of:
1. Individual	The individual
2. Two or more individuals (joint account) other than an account maintained by an FFI	The actual owner of the account or, if combined funds, the first individual on the account ¹
3. Two or more U.S. persons (joint account maintained by an FFI)	Each holder of the account
4. Custodial account of a minor (Uniform Gift to Minors Act)	The minor ²
5. a. The usual revocable savings trust (grantor is also trustee)	The grantor-trustee ¹
b. So-called trust account that is not a legal or valid trust under state law	The actual owner ¹
6. Sole proprietorship or disregarded entity owned by an individual	The owner ³
7. Grantor trust filing under Optional Form 1099 Filing Method 1 (see Regulations section 1.671-4(b)(2)(i)(A))	The grantor ⁴
For this type of account:	Give name and EIN of:
8. Disregarded entity not owned by an individual	The owner
9. A valid trust, estate, or pension trust	Legal entity ⁴
10. Corporation or LLC electing corporate status on Form 8832 or Form 2553	The corporation
11. Association, club, religious, charitable, educational, or other tax-exempt organization	The organization
12. Partnership or multi-member LLC	The partnership
13. A broker or registered nominee	The broker or nominee

For this type of account:	Give name and EIN of:
14. Account with the Department of Agriculture in the name of a public entity (such as a state or local government, school district, or prison) that receives agricultural program payments	The public entity
15. Grantor trust filing under the Form 1041 Filing Method or the Optional Form 1099 Filing Method 2 (see Regulations section 1.671-4(b)(2)(i)(B))	The trust

¹ List first and circle the name of the person whose number you furnish. If only one person on a joint account has an SSN, that person's number must be furnished.

² Circle the minor's name and furnish the minor's SSN.

³ You must show your individual name and you may also enter your business or DBA name on the "Business name/disregarded entity" name line. You may use either your SSN or EIN (if you have one), but the IRS encourages you to use your SSN.

⁴ List first and circle the name of the trust, estate, or pension trust. (Do not furnish the TIN of the personal representative or trustee unless the legal entity itself is not designated in the account title.) Also see *Special rules for partnerships*, earlier.

***Note:** The grantor also must provide a Form W-9 to trustee of trust.

Note: If no name is circled when more than one name is listed, the number will be considered to be that of the first name listed.

Secure Your Tax Records From Identity Theft

Identity theft occurs when someone uses your personal information such as your name, SSN, or other identifying information, without your permission, to commit fraud or other crimes. An identity thief may use your SSN to get a job or may file a tax return using your SSN to receive a refund.

To reduce your risk:

- Protect your SSN,
- Ensure your employer is protecting your SSN, and
- Be careful when choosing a tax preparer.

If your tax records are affected by identity theft and you receive a notice from the IRS, respond right away to the name and phone number printed on the IRS notice or letter.

If your tax records are not currently affected by identity theft but you think you are at risk due to a lost or stolen purse or wallet, questionable credit card activity or credit report, contact the IRS Identity Theft Hotline at 1-800-908-4490 or submit Form 14039.

For more information, see Pub. 5027, Identity Theft Information for Taxpayers.

Victims of identity theft who are experiencing economic harm or a systemic problem, or are seeking help in resolving tax problems that have not been resolved through normal channels, may be eligible for Taxpayer Advocate Service (TAS) assistance. You can reach TAS by calling the TAS toll-free case intake line at 1-877-777-4778 or TTY/TDD 1-800-829-4059.

Protect yourself from suspicious emails or phishing schemes. Phishing is the creation and use of email and websites designed to mimic legitimate business emails and websites. The most common act is sending an email to a user falsely claiming to be an established legitimate enterprise in an attempt to scam the user into surrendering private information that will be used for identity theft.

The IRS does not initiate contacts with taxpayers via emails. Also, the IRS does not request personal detailed information through email or ask taxpayers for the PIN numbers, passwords, or similar secret access information for their credit card, bank, or other financial accounts.

If you receive an unsolicited email claiming to be from the IRS, forward this message to phishing@irs.gov. You may also report misuse of the IRS name, logo, or other IRS property to the Treasury Inspector General for Tax Administration (TIGTA) at 1-800-366-4484. You can forward suspicious emails to the Federal Trade Commission at spam@uce.gov or report them at www.ftc.gov/complaint. You can contact the FTC at www.ftc.gov/idtheft or 877-IDTHEFT (877-438-4338). If you have been the victim of identity theft, see www.IdentityTheft.gov and Pub. 5027.

Visit www.irs.gov/IdentityTheft to learn more about identity theft and how to reduce your risk.

Privacy Act Notice

Section 6109 of the Internal Revenue Code requires you to provide your correct TIN to persons (including federal agencies) who are required to file information returns with the IRS to report interest, dividends, or certain other income paid to you; mortgage interest you paid; the acquisition or abandonment of secured property; the cancellation of debt; or contributions you made to an IRA, Archer MSA, or HSA. The person collecting this form uses the information on the form to file information returns with the IRS, reporting the above information. Routine uses of this information include giving it to the Department of Justice for civil and criminal litigation and to cities, states, the District of Columbia, and U.S. commonwealths and possessions for use in administering their laws. The information also may be disclosed to other countries under a treaty, to federal and state agencies to enforce civil and criminal laws, or to federal law enforcement and intelligence agencies to combat terrorism. You must provide your TIN whether or not you are required to file a tax return. Under section 3406, payers must generally withhold a percentage of taxable interest, dividend, and certain other payments to a payee who does not give a TIN to the payer. Certain penalties may also apply for providing false or fraudulent information.

Scope of Work

Contract Pricing of Musical Instruments and Equipment

Provide instruments and equipment necessary to twenty-five (25) schools in District 300. Pricing is to include delivery, materials and set up.

Additional Information

Contract pricing for instruments and equipment MUST be held and are effective 9/1/2022 –8/30/2023 to cover one (1) district fiscal year. Purchase Orders will be processed by individual sites, on an as needed basis.

All instruments must include a high quality case, mouthpiece and bow kit. Winds, percussion (except general music), and strings must be inspected, set up, and ready for students by an authorized service provider prior to being delivered to District 300. Instruments should not be direct shipped from the manufacturer.

Bid contract pricing to include all packaging, handling, delivery charges, and set up by authorized service provider.

Vendor to provide break level pricing in the supplied Response Form – Part B.

Vendor to provide product lead-time in the supplied Response Form – Part B.

Vendor to provide the authorized service provider contact information that will be utilized if you are awarded the contract to provide any type of music instrument. Please provide this information on bid response form – Part A.

If vendor is bidding an alternate product where substitutes are permissible, vendor is to provide a web link to the alternate(s) in the supplied Bid Response Form Part B.

All invoices must be submitted with the same pricing specified in the bid response form in order to expedite payment in a timely fashion.

Delivery

Inside delivery required. It is the expectation of District 300 that equipment will be received within 45 business days of receipt of purchase order.

BID RESPONSE FORM – PART A

Contract Pricing of Musical Instruments and Equipment

Contact Information For Order Placement		Service Provider – Winds / Brass	
Name:		Name:	
Phone:		Phone:	
Email:		Email:	
Fax:		Fax:	
Service Provider - Percussion		Service Provider - Strings	
Name:		Name:	
Phone:		Phone:	
Email:		Email:	
Fax:		Fax:	

Vendor has received: Addendum #1 Yes _____ No _____ Addendum #2 Yes _____ No _____

COMMENTS AND ADDITIONAL INFORMATION

The undersigned hereby certifies that she/he has read, understands and agrees that acceptance by the Board of Education of the bidder's offer by issuance of a purchase order(s) or other documents(s) will create a binding contract. Further, she/he agrees to fully comply with the specifications and other documentary forms and regulations made a part of this specific procurement of contract. The bidder must comply with all State and Federal Regulations including FEPC, the Illinois Laborer's Act and the Illinois Prevailing Wage Act, with preference to Public Act 86-799 which states "...not less than the prevailing rate of wages as found by the public body or Department of Labor or determined by the court on review shall be paid to all laborers, workers and mechanics performing work under the contract." The Illinois Department of Labor prevailing wages for the county where the project will be undertaken is posted online at <https://www.illinois.gov/idol/Laws-Rules/CONMED/Pages/prevailing-wage-rates.aspx>.

_____ Name of Company/Corporation	90 Days _____ Length of time bid is firm
_____ Street Address	Bid Submitted by:
_____ City, State, Zip Code	_____ Authorized Signature
_____ Telephone Number	_____ Please Type or Print Name
_____ Fax Number	_____ Illinois License Number
Email address - _____	

**COMMUNITY UNIT SCHOOL DISTRICT 300
SUPPLY BID – GUIDE TO FILLING OUT THE BID SPREADSHEET**

Requirements: Microsoft Excel v 2016 (minimum)

The bid sheets are provided in a Microsoft Excel format. Much of the worksheet is informational. The following will provide instructions for entering your information as well as how to save and submit the spreadsheet with your bid. The pricing information is keyed by selecting the tab following the Bid Response Tab within the Excel workbook.

Entering Information into the Spreadsheet:

- 1) Once the spreadsheet is open fill in the Vendor Information Section at the top. **All fields should be completed.**
The contact person indicated on the spreadsheet will be the person we contact in the event we have a problem with the file.
- 2) Columns meant as informational only are highlighted grey.
- 3) Columns meant for your input have been left white, and are the following: G through Q
- 4) If you are NOT bidding on an item we ask you type in the words NO BID (in capitals) under the column labeled Vendor Number for each item the NO BID pertains to.
- 5) Only write notes in the column labeled Vendor Comments.

Saving and Submitting the Spreadsheet:

- 1) Save the file with the following naming convention:
xxxxxxxxxxxxxxxxxxxxxxx.xls

“x” signifies the name of your company

“y” signifies the bid name – i.e. music equipment.

BID RESPONSE FORM

Contract Pricing of Musical Instruments and Equipment

Bids are as indicated on the attached sheets are hereby presented to the Board of Education of Community Unit School District #300. It is understood that:

- 1. Where specifications indicate a particular brand name or manufacturer's catalog number, it shall be understood to mean "equal or better", unless "No Substitute" is specified. Alternate bids must be identified by brand name and catalog number.
- 2. The Board of Education reserves the right to reject any and all bids and to accept all or part of any bids submitted.
- 3. Separate purchase orders will be issued to the successful bidders for delivery to any of the district sites, located in Algonquin, Carpentersville, West Dundee, Lake in the Hills, and Sleepy Hollow.
- 4. Prices quoted shall include all charges for handling, transportation and delivery.
- 5. All items bid are F.O.B. destination.
- 6. Community Unit School District #300 is Tax Exempt.
Tax Exemption Number - E9996-0079-07.

Vendor has received Addendum (IF APPLICABLE)

#1 - _____ #2 - _____ #3 - _____

The undersigned hereby certifies that she/he has read, understands and agrees that acceptance by the Board of Education of the bidder's offer by issuance of a purchase order(s) or other documents(s) will create a binding contract. Further, she/he agrees to fully comply with the specifications and other documentary forms and regulations made a part of this specific procurement of contract. The bidder must comply with all State and Federal Regulations including FEPC, the Illinois Laborer's Act and the Illinois Prevailing Wage Act, with preference to Public Act 86-799 which states "...not less than the prevailing rate of wages as found by the public body or Department of Labor or determined by the court on review shall be paid to all laborers, workers and mechanics performing work under the contract." The Illinois Department of Labor prevailing wages for the county where the project will be undertaken is posted online at <https://www.illinois.gov/idol/Laws-Rules/CONMED/Pages/prevailing-wage-rates.aspx>

NAME OF COMPANY /CORPORATION

STREET ADDRESS

CITY

STATE

ZIP

TELEPHONE NUMBER

FAX NUMBER

EMAIL ADDRESS

FEIN NUMBER

ILLINOIS LICENSE NUMBER

BID SUBMITTED BY:

SIGNATURE OF AUTHORIZED AGENT (REQUIRED)

PLEASE TYPE OR PRINT NAME

DATE

INSTRUCTIONS: Please fill in columns G through Q as well as contact info in E-G. ALL bids must be completed in the Excel spreadsheet provided.	Vendor Name:
	Complete Address:
	Phone:
	Fax:
	E-Mail:
Contact Person:	

							Pricing Level Breaks									
Manufacturer's Name	Manufacturer's Item Nbr	Product Description	Product Description 2	NOTES	D300 Item Number	Vendor Item Number	1-5	6-9	10-15	15+	Product Lead Time July - September (Business Days)	Product Lead Time October - December (Business Days)	Product Lead Time January - March (Business Days)	Product Lead Time April - June (Business Days)	Product Weblink (For Alternates)	Vendor Comments
RECORDERS																
Kingsley	SPBLACKFLAP1	Recorder	Baroque Kingsley - 1 piece With Books	No Substitutions	50-0003											
Peripole, Inc.		Recorder	Baroque Peripole - 2 piece, all colors	No Substitutions	50-0002											
Yamaha	YRS24B	Recorder	3 piece Soprano, All color options, with cleaning rod	No Substitutions	50-0001											
PIANOS / KEYBOARDS																
Yamaha	YPG235	Keyboard, portable	Grand Piano - 76 key	No Substitutions	50-0082											
Yamaha	Arius YDP-184	Piano, Digital /Clavinova	with bench and dolly	No Substitutions	50-0175											
Yamaha	Arius YDP-V240	Piano, Digital /Clavinova	with bench and dolly	No Substitutions	50-0125											
Yamaha	CVP-701BW	Piano, Digital /Clavinova	with bench and dolly	No Substitutions	50-0126											
Casio	PX-160BK	Digital Piano	88-Key Full Size Digital Piano	Substitutions Allowed	50-0172											
Pearl	EM1	Medi Keyboard	Mallet Station	No Substitutions	50-0199											
WOODWIND																
Fox	IV	Bassoon	Model 4 Standard	No Substitutions	50-0008											
Yamaha	YBH-301M	Baritone	Marching Series - Lacquer - Bb	No Substitutions	50-0021											
Jupiter	JCB1000N	Bass Clarinet		No Substitutions	50-0007											
Yamaha	YCL221I	Bass Clarinet		No Substitutions	50-0006											
Yamaha	YOB-241	Oboe		No Substitutions	50-0005											
Selmer	123FB	Oboe	Step Up 4/4	No Substitutions	50-0200											
Yamaha	YAS23	Saxophone	Alto	No Substitutions	50-0009											
Jupiter	YBS1100	Saxophone	Baritone	No Substitutions	50-0011											
Yamaha	YBS-S2	Saxophone	Bari - Eb	No Substitutions	50-0010											
Yamaha	YTS-200ADII	Saxophone	Saxophone - Tenor Bb	No Substitutions	50-0012											
Yamaha	YTS480	Saxophone	Tenor, Intermediate	No Substitutions	50-0197											
BRASS																
Yamaha	YBH-301M	Baritone	Marching Series - Lacquer - Bb	No Substitutions	50-0021											
Yamaha	YEP321S	Euphonium	4-Valve	No Substitutions	50-0020											
Conn	6D	Horn, French - Double	Yellow Brass, Geyer style	No Substitutions	50-0015											
Yamaha	YHR567	Horn, French - Double	Yellow Brass, Geyer style	No Substitutions	50-0016											
Suzuki	AM200	Metallophone	Alto Standard	No Substitutions	50-0073											
Suzuki	BM200	Metallophone	Deep Bass	No Substitutions	50-0071											
Suzuki	SM200	Metallophone	Soprano - Standard	No Substitutions	50-0074											
Studio 49	SM1600	Metallophone Soprano Diatonic	1601 Series Elementary Students	No Substitutions	50-0076											
Yamaha	YSH-411WC	Sousaphone		No Substitutions	50-0023											
Yamaha	YBK-830	Trombone	Bass - Xeno Series	No Substitutions	50-0139											
Yamaha	YSL-200AD	Trombone	Student	No Substitutions	50-0013											
Bach	TR300H2	Trumpet		No Substitutions	50-0019											
Bundy	BTR300	Trumpet	For elementary only	No Substitutions	50-0017											
Yamaha	YTR-2330	Trumpet		No Substitutions	50-0018											
Yamaha	YBB-105WC	Tuba	3-Valve 3/4 Bbb Tuba	No Substitutions	50-0136											
Leblanc	7181	Clarinet	Leblanc Eb Contra Alto Clarinet	No Substitutions	50-0175											
Geminhardt	Z5P	Flute	Student Flute	No Substitutions	50-0133											
Yamaha	YFL-222	Flute	Student Flute	No Substitutions	50-0134											
Yamaha	YCL-255	Clarinet	Standard Bb Clarinet	No Substitutions	50-0176											
Yamaha	YCL-622II	Clarinet	Low C Professional Bass Clarinet	No Substitutions	50-0006											
Yamaha	YSS-82Z	Soprano Sax	Soprano Saxophone, advanced level	No Substitutions	50-0177											
Yamaha	YBB321WC	Tuba, Concert	Lacquer/Key of Bbb	No Substitutions	50-0014											
Conn	8D	French Horn -DOUBLE	French horn, advanced level	No Substitutions	50-0178											

PERCUSSION													
Sonor	KSP60X-F	Bar, Contra Bass	Pao Rosa Primary KSP 60X Bar - F	No Substitutions	50-0202								
Sonor	KSP60X-G	Bar, Contra Bass	Pao Rosa Primary KSP 60X, Bar - G	No Substitutions	50-0203								
Boomwhackers	BWH13	Boomwhacker	13-Note Floor Stand - storage	No Substitutions	50-0030								
Boomwhackers	BWCG	Boomwhackers	5-note Chromatics Set	No Substitutions	50-0035								
Boomwhackers	BWDG	Boomwhackers	C Major Diatonic Set - 8-note	No Substitutions	50-0029								
Boomwhackers	BWJG	Boomwhackers	Bass Diatonic Set 7-note	No Substitutions	50-0033								
Boomwhackers	BWEG	Boomwhackers	Treble Extension Set - 7 note	No Substitutions	50-0034								
Zildjian	ZBT14C	Cymbal	Crash Cymbals 14"	No Substitutions	50-0026								
Sabian	XSR1623B	Cymbal	XS20 Suspended w/ 16" Stand	No Substitutions	50-0090								
Meinl	B20JETR	Cymbal	Extra Thin Ride - Byzance 20" Jazz	No Substitutions	50-0089								
Humes & Berg	GL526DV	Cymbal Bag	Deluxe 22" w/ dividers	No Substitutions	50-0194								
Tama	TXS17	Drum Set	2013 Stage Custom Birch 5-Piece Drum Set with	No Substitutions	50-0179								
Yamaha	SBP2P50	Drum Set	w/ 20" Bass Drum 5-Piece Stage Custom Birch	No Substitutions	50-0087								
Yamaha	CT50234	Drum Set	Concert Toms (8000 Series w/ 10,12,13,14")	No Substitutions	50-0196								
& Percussion	HD-8500-06	Drums, Hand Pretuned	Set of 6 w/ synthetic Fiberskyn 3	No Substitutions	50-0078								
Pacific	PDDT820X	Drum Throne	PDP 800 Series Tractor Seat	No Substitutions	50-0195								
Suzuki	AD250	Glockenspiel	Alto Standard	No Substitutions	50-0090								
Suzuki	SD250	Glockenspiel	Soprano - Standard	No Substitutions	50-0081								
Yamaha	SK275	Snare - Kit w/Stand	Student Model	Substitutions Allowed	50-0057								
Orange County Drum	OCSN0614-NBBA	Snare Drum	Maple, Orange County Drum	No Substitutions	50-0058								
Remo	TU-1112-PM	Tubano	Kintekloth Fabric -Tubano Drumkey Tuned, 12x27"	Substitutions Allowed	50-0085								
Remo	DP-VSTU-CC	Tubano, Set-VERSA	TF-20 Head Orange 9,11,13 in	Substitutions Allowed	50-0084								
Suzuki	AX200	Xylophone	Standard - Alto	No Substitutions	50-0062								
Sonor	AX-GBF	Xylophone	Beat Alto	No Substitutions	50-0065								
Suzuki	SX200	Xylophone	Standard - Soprano	No Substitutions	50-0069								
Yamaha	YX-500F	Xylophone		No Substitutions	50-0173								
Studio 49	BX1600	Xylophone, Bass		No Substitutions	50-0061								
Suzuki	BX200	Xylophone, Bass	Deep Bass	No Substitutions	50-0060								
Ludwig	LMXYLO	Xylophone	Ludwig Musser 2.5 octave	No Substitutions	50-0024								
Majestic	X6535H	Xylophone	w/ height adjustable stand	No Substitutions	50-0198								
Grove	SVTB-SET	Triangle Beater	Set of 3	No Substitutions	50-0192								
Grove	TR-9	Triangle	Super-Overton 9"	No Substitutions	50-0193								

STRINGS									
Kaces	UKUB-3/4	Bag,Bass 3/4	University Series	No Substitutions	50-0097				
Karl Thunemann	KT80B	Bass 1/2	Student Model 80 w/ bag and bow	No Substitutions	50-0105				
Karl Thunemann	KT80B	Bass 1/4	1/4 Double Bass Outfit	No Substitutions	50-0104				
Shen	SB80	Bass, String 1/2	w/bag & bow	No Substitutions	50-0119				
Shen	SB80	Bass, String 1/4	Model 168	No Substitutions	50-0118				
Shen	SB80	Bass, String 1/8	w/bag & bow	No Substitutions	50-0167				
Karl Thunemann	Model 80	Bass, String 3/4	3/4 Size String Bass	No Substitutions	50-0106				
Shen	SB 150	Bass, String 3/4	w/bag & bow	No Substitutions	50-0170				
Shen	SB80	Bass, String 3/4	w/bag & bow	No Substitutions	50-0120				
Christopher	DB200	Bass, String 1/4	w/bag & bow	No Substitutions	50-0187				
Christopher	DB200	Bass, String 1/2	w/bag & bow	No Substitutions	50-0188				
Christopher	DB200	Bass, String 3/4	w/bag & bow	No Substitutions	50-0189				
Christopher	DB200	Bass, String 7/8	w/bag & bow	No Substitutions	50-0190				
Glasser	G502	Bow - Bass, All Sizes German	All Sizes	No Substitutions	50-0091				
Glasser	G502	Bow - Bass, All Sizes French	All Sizes	No Substitutions	50-0092				
Glasser	F402	Bow, Cello, All Sizes	All Sizes	No Substitutions	50-0180				
Glasser	E302	Bow - Viola, All Sizes	All Sizes	No Substitutions	50-0181				
Glasser	C202	Bow - Violin, All Sizes	All Sizes	No Substitutions	50-0182				
H Core	CC485-3/4	Case 3/4, Bass	Bass Case ,Nylon w/ Padded Lining	No Substitutions	50-0108				
Heritage	HCB32012	Case, Soft, 1/2 Cello	5mm padding	No Substitutions	50-0122				
Heritage	HCB32044	Case, Soft, 3/4 Cello	5mm padding	No Substitutions	50-0123				
Kaces	all sizes Cello	Case, Soft, Cello	all sizes cello soft case	No Substitutions	50-0183				
Karl Thunemann	K450	Cello 4/4 Size	outfit model	No Substitutions	50-0184				
Karl Thunemann	Model 150	Cello 1/2 Size	w/bag & bow	No Substitutions	50-0100				
Karl Thunemann	Model 80	Cello 1/2 Size	w/bag & bow	No Substitutions	50-0148				
Shen	150	Cello 1/2 Size	w/bag & bow	No Substitutions	50-0143				
Karl Thunemann	Model 150	Cello 1/4 Size	w/bag & bow	No Substitutions	50-0099				
Karl Thunemann	Model 80	Cello 1/4 Size	w/bag & bow	No Substitutions	50-0147				
Shen	150	Cello 1/4 Size	w/bag & bow	No Substitutions	50-0142				
Karl Thunemann	Model 150	Cello 1/8 Size	w/bag & bow	No Substitutions	50-0151				
Karl Thunemann	Model 80	Cello 1/8 Size	w/bag & bow	No Substitutions	50-0146				
Shar Music	PC100	Cello 3/4	3/4 size Cello outfit Franz Hoffman	No Substitutions	50-0110				
Karl Thunemann	Model 150	Cello 3/4 Size	w/bag & bow	No Substitutions	50-0101				
Karl Thunemann	Model 80	Cello 3/4 Size	w/bag & bow	No Substitutions	50-0149				
Shen	150	Cello 3/4 Size	w/bag & bow	No Substitutions	50-0144				
Karl Thunemann	Model 150	Cello 4/4 Size	w/bag & bow	No Substitutions	50-0096				
Karl Thunemann	Model 80	Cello 4/4 Size	w/bag & bow	No Substitutions	50-0150				
Shen	150	Cello 4/4 Size	w/bag & bow	No Substitutions	50-0145				
Core	C32	Cello 4/4	Core cello full size	can sub with C34	50-0185				
Snow	SC200	Cello Step Up 4/4	w/bag & bow	No Substitutions	50-0191				
Yamaha	C-40	Guitar	Cedar Top, Classical	No Substitutions	50-0124				
Kala	MK-SD	Ukulele	Dolphin bridge - Soprano	Substitutions Allowed	50-0109				
Shen	SA100	Viola, 11"	w/bag & bow	No Substitutions	50-0153				
Shen	SA100	Viola, 12"	w/bag & bow	No Substitutions	50-0154				
Shen	SA100	Viola, 13"	w/bag & bow	No Substitutions	50-0155				
Shen	SA300	Viola, 14"	w/bag & bow	No Substitutions	50-0156				
Karl Thunemann	Student	Viola, 15"	w/bag & bow	No Substitutions	50-0159				
Karl Thunemann	Student	Viola, 15.5"	w/bag & bow	No Substitutions	50-0160				
Shen	SA300	Viola, 15.5"	w/bag & bow	No Substitutions	50-0157				
Karl Thunemann	Student	Viola, 16"	w/bag & bow	No Substitutions	50-0161				
Shen	SA300	Viola, 16"	w/bag & bow	No Substitutions	50-0158				
Eastman	VA100SBC	Viola 13"	w/bag & bow	No Substitutions	50-0204				
Shen	SV100	Violin 1/2	w/bag & bow	No Substitutions	50-0163				
Shen	SV100	Violin 1/4	w/bag & bow	No Substitutions	50-0162				
Shen	SV100	Violin 3/4	w/bag & bow	No Substitutions	50-0164				
Shen	SV100	Violin 4/4	w/bag & bow	No Substitutions	50-0165				
Shen	SV300	Violin 4/4	w/bag & bow	No Substitutions	50-0166				
Shen	SV300	Violin 3/4	w/Core 200 bow & CC497 Dart Prelude Case	No Substitutions	50-0201				
Eastman	VL100SBC	Violin 3/4	w/bag & bow	No Substitutions	50-0205				

COMMUNITY UNIT SCHOOL DISTRICT #300
PURCHASING DEPARTMENT
2605 BUNKER HILL DR
ALGONQUIN IL, 60102
Phone – 847-551-8460
Fax – 847-551-8463

June 30, 2022

Dear Vendor:

ADDENDUM 1

Contract Pricing for Musical Instruments and Equipment

Vendor Question

Question: Is inside delivery and set up by the vendor a requirement of the bid?

Answer: Yes, inside delivery and set up are required.

Question: Will the District allow item substitutions?

Answer: Where stated on Response Form B, no substitutions will be accepted. Substitutions will only be accepted where Response Form B explicitly states: Substitutions Allowed.

Question: How should a vendor address the issue of a discontinued model.

Answer: Response Form B has a column for Vendor Comments. Please note discontinued models in this column and provide the proposed model number. Also, please include a weblink in column P for the proposed model number.

Question: Some manufacturers are reporting that some items are not in stock or have severely long lead times due to disrupted supply chain issues. How does the District want vendors to address this issue?

Answer: Please provide the lead times in columns L-O on Bid Response Form B. D300 will work through supply chain issues will the awarded vendor on a case by case basis.

Question: Can you please explain the pricing level breaks and how this section should be completed on the spreadsheet?

Answer: In column H, please provide the price to purchase between 1-5 instruments. In column I, please provide the price to purchase between 6-9 instruments. In column J, please provide the price to purchase between 10-15 instruments. In column I, please provide the price to purchase 15 or more instruments.

Change

On Page 4 of the Complete Bid Documents reads,

1. j. The district will be using the CPI-U (Consumer Price Index - Urban) to determine the rate of increase/decrease. Vendor price increase/decrease notifications **MUST** be submitted in writing to the D300 Purchasing Office within 30 days of the December published CPI-U. Price increases/decreases will become effective on **September 1, 2024**.

Change to:

1. j. The district will be using the CPI-U (Consumer Price Index - Urban) to determine the rate of increase/decrease. Vendor price increase/decrease notifications **MUST** be submitted in writing to the D300 Purchasing Office within 30 days of the December published CPI-U. Price increases/decreases will become effective on **September 1, 2023**.

This Addendum along with any Exhibits and Attachments is to be considered part of the original RFP documents. Please confirm receipt of this email or fax by a telephone call, email, or fax and on Response Forms A & B.

Telephone Number – 847-551-8460.
E-mail - bids.purchasing@d300.org
Fax Number – 847-551-8463

If you have any questions, please feel free to contact the numbers listed above.

Sincerely,



Diane C. White / Director of Purchasing

BID RESPONSE FORM

Contract Pricing of Musical Instruments and Equipment

Bids are as indicated on the attached sheets are hereby presented to the Board of Education of Community Unit School District #300. It is understood that:

- 1. Where specifications indicate a particular brand name or manufacturer's catalog number, it shall be understood to mean "equal or better", unless "No Substitute" is specified. Alternate bids must be identified by brand name and catalog number.
- 2. The Board of Education reserves the right to reject any and all bids and to accept all or part of any bids submitted.
- 3. Separate purchase orders will be issued to the successful bidders for delivery to any of the district sites, located in Algonquin, Carpentersville, West Dundee, Lake in the Hills, and Sleepy Hollow.
- 4. Prices quoted shall include all charges for handling, transportation and delivery.
- 5. All items bid are F.O.B. destination.
- 6. Community Unit School District #300 is Tax Exempt.
Tax Exemption Number - E9996-0079-07.

Vendor has received Addendum (IF APPLICABLE)

#1 - X #2 - #3 -

The undersigned hereby certifies that she/he has read, understands and agrees that acceptance by the Board of Education of the bidder's offer by issuance of a purchase order(s) or other documents(s) will create a binding contract. Further, she/he agrees to fully comply with the specifications and other documentary forms and regulations made a part of this specific procurement of contract. The bidder must comply with all State and Federal Regulations including FEPC, the Illinois Laborer's Act and the Illinois Prevailing Wage Act, with preference to Public Act 86-799 which states "...not less than the prevailing rate of wages as found by the public body or Department of Labor or determined by the court on review shall be paid to all laborers, workers and mechanics performing work under the contract." The Illinois Department of Labor prevailing wages for the county where the project will be undertaken is posted online at <https://www.illinois.gov/idol/Laws-Rules/CONMED/Pages/prevailing-wage-rates.aspx>

Cassandra Strings, Inc.
NAME OF COMPANY /CORPORATION
215 S Main St
STREET ADDRESS
Algonquin
CITY
IL
STATE
60102
ZIP
(847)-458-7386
TELEPHONE NUMBER
N/A
FAX NUMBER
info@cassandrastrings.com
EMAIL ADDRESS

FEIN NUMBER
24-4401419
ILLINOIS LICENSE NUMBER
N/A

BID SUBMITTED BY:

SIGNATURE OF AUTHORIZED AGENT (REQUIRED)

Cassandra Thuneman
PLEASE TYPE OR PRINT NAME

DATE

**Community Unit School District # 300
Purchasing Department
2605 Bunker Hill Drive
Algonquin, IL 60102
847-551-8460 – PHONE**

June 20, 2022,

Dear Vendor,

The Board of Education of Community Unit School District No. 300 (the "District")
invites you to submit a sealed bid for:

Contract Pricing for Musical Instruments and Equipment

The enclosed bid form(s) **must** be used in submitting your electronic bid via Bidnet.

Electronic bids will be received until **11:00AM CT, Tuesday, July 12, 2022** at which time they
will be publicly opened and read.

The required Contractor's Certification forms must be completed and returned with the bid.

It is the intention of the Board of Education to award the bid at the **August 23, 2022 regular meeting**. The Board of Education may make such investigations as deemed necessary to determine the ability of the bidder to perform the work, and the bidder shall furnish to the District all such information for this purpose as the District may request. The District reserves the right to reject any or all bids if the evidence submitted by, or investigation of, such bidder(s) fails to satisfy the District that such bidder(s) is properly qualified to carry out the obligations of the contract and to complete work contemplated therein. District further reserves the right to waive any minor irregularities or minor defects in the bids, which do not affect the price nor constitute some type of substitution for a designated item, and to accept the bid, which is in the best interest of the District. Conditional bids will not be accepted. Strikeouts or addition of conditions or provisions or insertion of substitutes shall be reason for rejecting a bid without any specification of reason for the rejection. Any request for information shall be made to Diane C. White, Director of Purchasing, but the response may not be used as a condition to any bid being submitted.



Sincerely,
Diane C. White
Director of Purchasing / CUSD 300

PUBLIC NOTICE

NOTICE TO BIDDERS

The Board of Education of Community Unit School District No. 300 is accepting sealed bids for:

Contract Pricing for Musical Instruments and Equipment

Sealed bids will be accepted until **11:00 AM CT, Tuesday, July 12, 2022** via BidNet.

A public Bid opening will be held virtually, via Google Meet. Meeting information will be supplied to potential suppliers via bid invitation.

Instruction to Bidders

Bids may be submitted via BidNet, District 300's online bid submittal service.

A non-mandatory document review Pre-Bid meeting will be held virtually on **Tuesday, June 28, 2022 at 11:00 AM.**

Bid specifications will be available on Monday, June 20, 2022, after 4:00 PM. To obtain bid specifications, please visit - www.d300.org/Purchasing - Click on Vendor Registration or Login. This Link will direct you to the District 300 BidNet website.

Questions regarding this legal ad should be directed to:

Community Unit School District #300
Diane C. White / Director of Purchasing
2605 Bunker Hill Dr.
Algonquin, IL 20102
847-5551-8460
bids.purchasing@d300.org

The Board of Education of Community Unit School District 300 reserves the right to reject any and all proposals or waive any bid irregularities.

Timeline

Bid - Contract Pricing for Musical Instruments and Equipment			
Timeline - 6/20/22			
ACTION	DATE	TIME	LOCATION
Establish Timeline	Monday, 6/20/22		Purchasing
Specifications Finalized	Monday, 6/20/22		Shiela C.
Specifications Released	Monday, 6/20/22	4:00 PM CT	BidNet
Legal Ad	Wednesday, 6/22/2022		Daily Herald
Pre-Bid Meeting	Tuesday, 6/28/2022	11:00 AM CT	Google Meet
Q&A Deadline	Tuesday, 7/5/2022	12 Noon CT	BidNet
Bid Opening	Tuesday, 7/12/2022	11:00 AM CT	Google Meet
Evaluation Period	Tuesday, 7/12/22 - Friday, 7/29/22		Purchasing
Info to CFO	Friday, 7/29/2022		Jennifer Porter
BFC Committee Meeting	Tuesday, 8/9/22		Administration
Workshop and BOE Meeting/Approval	Tuesday, 8/23/22		Administration
Contracts Released to Vendors	Wednesday, 8/24/22		Purchasing

Instructions to Bidders

1. GENERAL

- a. Bids shall be signed. Unsigned bids will be rejected.
- b. Late bids will not be considered.
- c. All bids MUST be completed in the EXCEL spreadsheet provided in the Bid Response Form.
- d. The District is not subject to Federal Excise Tax or Illinois Sales or Retailers Occupational Tax. Bids should not include sales or excise tax.
- e. Prices quoted shall include all charges for packing, transportation, unforeseen casts (tarrifs), energy charges and delivery to the locations designated on the bid specification and installation if called for in the bid specifications.
- f. Correspondence shall be addressed to the Director of Purchasing.
- g. Bids are available for inspection in the purchasing office by appointment for 10 days after the date of the award of an order.
- h. Oral, telephonic, telegraphic, or facsimile transmitted bids will not be accepted.
- i. Electronic bids may be submitted via BidNet.
- j. The district will be using the CPI-U (Consumer Price Index - Urban) to determine the rate of increase/decrease. Vendor price increase/decrease notifications MUST be submitted in writing to the D300 Purchasing Office within 30 days of the December published CPI-U. Price increases/decreases will become effective on September 1, 2024.

2. ERRORS AND OMISSIONS

All bids shall be submitted with each space properly completed. The special attention of bidders is directed to the policy that no claim for relief because of errors or omissions in the bidding will be considered, and bidders will be held strictly to the bids as submitted. Should a bidders find any claimed discrepancies in, or omissions from, any of the documents, or be in doubt as to their meanings, bidder shall advise the purchasing official first orally, followed by written (FAX or letter) with specification of the claimed problems which must be received during regular working hours at least 10 days before the date set for bid opening so that a written notification can be prepared by any purchasing official, who will issue the necessary clarifications to all prospective bidders by means of addenda.

3. FIRM BID

All bids will be considered to be firm for a period of ninety (90) days from the date established for the opening of bids.

4. WITHDRAWAL OF BIDS

Bids may be withdrawn by letter, or telegram, or fax received by the district or in person prior to the time and date established for the opening of bids.

5. INVESTIGATION OF BIDDERS

- a. The purchasing official will make such investigation as is necessary to determine the ability of the bidder to fulfill bid requirements. The bidder shall furnish such information as may be requested and shall be prepared to show completed installations of equipment, types of service or supplies similar to those included in the bid.
- b. The Board of Education reserves the right to reject any bid if it is determined that the bidder is not properly qualified to carry out the obligations of the contract. The Board of Education reserves the right to reject any or all bids, to waive irregularities and to accept that bid which is considered to be in the best interest of the District. Any such decision shall be considered final. All items bid shall be new unless otherwise specified in the requirements.

6. VENDOR APPLICATION AND W-9 FORM

The District requires that a current Vendor Application and W-9 form be included with your sealed bid. These forms can be found on the District website – www.d300.org. Go to Departments-Finance-Purchasing to download the vendor application and W-9 form.

7. Compliance with the Illinois Prevailing Wage Act

It shall be mandatory upon the bidder and upon any subcontractor thereof to pay all laborers, workmen, and mechanics employed by them not less than the general prevailing rate of wages as found by the District or Department of Labor for each craft or type of worker or mechanic needed to execute the contract and the general prevailing rate for legal holiday and overtime work as ascertained by the Illinois Department of Labor. The prevailing wage rates are revised by the Department of Labor periodically and are available on its website. The bidder shall comply with all provisions of the Illinois Prevailing Wage Act, 820 ILCS 130/0.01 *et seq.*, applicable to the work. Payment of any bidder shall not be processed without receipt of certified employee records required by 820 ILCS 130/5.

8. SIGNATURE CONSTITUTES ACCEPTANCE

The signing of these bid forms shall be construed as acceptance of all provisions contained herein.

9. CONTRACTS

The successful bidder will be required to enter into a contract incorporating the terms and conditions of this bid.

10. EQUAL EMPLOYMENT OPPORTUNITY

During the performance of this contract, (whether or not federal funds are involved) the bidder agrees as follows:

- a. The bidder will not unlawfully discriminate against any employee or applicant for employment because of age, race, creed, color, sex, religion, ancestry, marital status, handicap, military status, unfavorable discharge from military service or national origin, as those terms are contained in the Illinois Human Rights Act (775ILCS 5/1-10 et. seq., hereinafter "unlawful discrimination"). The bidder will take affirmative action to ensure the applicants are employed, and that employees are treated equally during employment, without unlawful discrimination. Such action shall include but not be limited to the following: employment, upgrading, demotion or transfer; recruitment or recruitment advertising; layoff or termination; rates of pay or other forms of compensation; and selection for training, including apprenticeship. The bidder agrees to post in conspicuous places, available to employees and applicants for employment, notices to be provided setting forth the provisions of this nondiscrimination clause.
- b. The contractor will, in all solicitations or advertisements for employees placed by or on behalf of the bidder, state that all qualified applicants will receive consideration for employment without unlawful discrimination.

11. COMPLETION DELIVERY TIME

If delivery time will exceed thirty (30) days after receipt of a purchase order, bidders state the delivery time by each respective item. All prices must be quoted FOB. Destination. Shipments shall become property of consignee after delivery and acceptance. Regardless of statements to the contrary, payment terms will begin no sooner than the date of delivery of goods.

12. EVALUATIONS

The District reserves the right to reject any and all bids, to waive any technicalities in the bidding and to award each item to a different bidder or all items to a single bidder unless otherwise noted on bid request, and to determine whether in the opinion of the District: (1) an early delivery date is entitled to more consideration than price, (2) an earlier delivery date is to be disregarded because of the reputation of the bidder for not meeting delivery dates, (3) a bidder is not a responsible bidder and should be disregarded. The District will authorize the release of purchase orders upon acceptance of bids. In the event of pricing errors, the unit count(s) listed will prevail and be considered accurate.

13. EXAMINATION OF DOCUMENTS AND SITE

Before submitting a bid for work on any project, each bidder shall carefully examine the project site and the contract documents, fully inform itself of existing conditions and limitations of the project sites, rely entirely upon their own judgment in making the bid, and include in its own bid all sums sufficient to provide all work required by the contract documents. After opening of bids, no additional allowance will be made for changes in project scope and/or price due to work, which would have been apparent, by examination of the documents and sites. By submitting a bid, each bidder shall be held to represent that bidder has made the examination in complete detail and has determined beyond doubt that the documents and existing conditions are sufficient, adequate and satisfactory for completion of the work.

14. PERFORMANCE: LABOR AND MATERIAL PAYMENT BONDS IS NOT REQUIRED OF THIS PROJECT

Within ten days after the date of the Notice of Award, the successful contractor shall enter into a formal contract with the District and shall provide a Performance Bond and a Labor and Material Payment Bond, each in the full amount of the contract. Each bond shall be in accordance with AIA. Document A31 1. The contractor shall pay the cost of premiums for said bonds. The bonds shall be signed and sealed by an authorized representative of the bonding company and authorized officer or representative of the contractor, and a certificate of the authority of those signing the bonds, if not officers, shall be attached thereto. The Performance Bond and the Labor and Material Payment Bond shall guarantee the performance of the duties placed on the contractor by the Prevailing Wage Act, as well as all other duties undertaken pursuant to the contract with the District, and shall indemnify the District from any liability or loss resulting to the District from any failure of the contractor fully to perform each or all of said duties. The Performance Bond and the Labor and Material Payment Bond herein provided shall be placed with a Surety company or companies having a policy holder's rating not lower than "A" and a financial rating not lower than "AAA" in Best's Insurance Guide (current edition).

15. BID SECURITY IS NOT REQUIRED OF THIS PROJECT

A Bid Bond or certified check made payable to the District in the amount of ten percent (10%) of the bid shall accompany each bid as a guarantee that the bidder, if awarded the contract, will furnish the required Performance Bond and Labor and Material Payment bonds, execute the contract and proceed with the work. Upon failure to do so, the bidder shall forfeit the check or the district shall be entitled to the principal amount of bid bonds as liquidated damages. No mistakes or errors on the part of the bidder shall excuse the bidder or entitle bidder to a return of the check or bid bond. No bidder may withdraw a bid for a period of 60 days after the date of opening thereof. The bid bonds or checks will, with the exception of those of the three lowest bidders, be returned within seven days after the opening of bids and the remaining checks or bid bonds will be returned when the contract is executed and all required bonds have been provided.

16. SERVICE POINTS

Building Name	Address	Delivery Hours	Bell Times	Liftgate Required Y/N
Administration Center (847)551-8300	2550 Harnish Dr Algonquin, IL 60102	7:00AM - 3:00PM	N/A	Y
Algonquin Lakes Elementary (847)532-7500	1401 Compton Drive Algonquin, IL 60102	7:00AM - 3:00PM	8:00AM - 2:15PM	Y
Algonquin Middle School (847)532-7100	520 Longwood Drive Algonquin, IL 60102	7:00AM - 3:00PM	8:55AM - 3:40PM	Y
Big Timber Elementary School TBD	1400 Ridgecrest Ave Hampshire, IL 60140	7:00AM - 3:00PM	8:00AM - 2:15PM	Y
Carpentersville Middle School (224)484-2100	100 Cleveland Avenue Carpentersville, IL 60110	7:00AM - 3:00PM	8:55AM - 3:40PM	Y
Dundee-Crown High School (224)484-5000	1500 Kings Road Carpentersville, IL 60110	7:00AM - 3:00PM	7:30AM - 2:58PM	N
Dundee Highlands Elementary (224)484-4700	407 South Fifth Street West Dundee, IL 60118	7:00AM - 3:00PM	8:00AM - 2:15PM	Y
Dundee Middle School (224)484-4500	4200 W. Main Street West Dundee, IL 60118	7:00AM - 3:00PM	8:55AM - 3:40PM	Y
Eastview Elementary (847)532-7400	540 Longwood Drive Algonquin, IL 60102	7:00AM - 3:00PM	8:00AM - 2:15PM	Y
Gilberts Elementary (224)484-5900	729 Paperbark Lane Gilberts, IL 60136	7:00AM - 3:00PM	8:00AM - 2:15PM	Y
Golfview Elementary (224)484-2800	124 Golfview Lane Carpentersville, IL 60110	7:00AM - 3:00PM	8:00AM - 2:15PM	Y
Hampshire Elementary (847)792-3400	321 Terwilliger Avenue Hampshire, IL 60140	7:00AM - 3:00PM	8:00AM - 2:15PM	Y
Hampshire Middle School (847)792-3200	560 South State Street Hampshire, IL 60140	7:00AM - 3:00PM	8:55AM - 3:40PM	Y
Hampshire High School (847)792-3500	1600 E. Big Timber Road Hampshire, IL 60140	7:00AM - 3:00PM	7:30AM - 2:58PM	N
Jacobs High School (847)532-6100	2601 Bunker Hill Drive Algonquin, IL 60102	7:00AM - 3:00PM	7:30AM - 2:58PM	Y
Lake in the Hills Elementary (847)532-6900	519 Willow Street Lake in the Hills, IL 60156	7:00AM - 3:00PM	8:00AM - 2:15PM	Y
Lakewood School (224)484-2600	1651 Ravine Lane Carpentersville, IL 60110	7:00AM - 3:00PM	8:00AM - 2:15PM	Y
Liberty Elementary (224)484-4800	6500 Miller Road Carpentersville, IL 60110	7:00AM - 3:00PM	8:00AM - 2:15PM	Y
Lincoln Prairie Elementary (847)532-6600	500 W. Harvest Gate Lake in the Hills, IL 60156	7:00AM - 3:00PM	8:00AM - 2:15PM	Y
Meadowdale Elementary (224)484-2900	14 Ash Street Carpentersville, IL 60110	7:00AM - 3:00PM	8:00AM - 2:15PM	Y
Neubert Elementary School (847)532-6800	1100 Huntington Drive Algonquin, IL 60102	7:00AM - 3:00PM	8:00AM - 2:15PM	Y
Parkview Elementary (224)484-2500	122 Carpenter Blvd. Carpentersville, IL 60110	7:00AM - 3:00PM	8:00AM - 2:15PM	Y
Perry Elementary (224)484-5600	251 Amarillo Drive Carpentersville, IL 60110	7:00AM - 3:00PM	8:00AM - 2:15PM	Y
Sleepy Hollow Elementary (224)484-4900	898 Glen Oak Drive Sleepy Hollow, IL 60118	7:00AM - 3:00PM	8:00AM - 2:15PM	Y
Westfield Community School (847)532-7600	2100 Sleepy Hollow Road Algonquin, IL 60102	7:00AM - 3:00PM	8:00AM & 8:55AM 2:15PM & 3:40PM	Y
Wright Elementary (847)683-5700	1500 Ketchum Road Hampshire, IL 60140	7:00AM - 3:00PM	8:00AM - 2:15PM	Y

17. WARRANTY

The bidder shall warrant the work services, and/or products to be free of defects in material and workmanship for a period of 1 years. This warranty shall obligate the contractor to repair or replace the products at no additional charge to the District.

18. INSURANCE (REQUIRED)

The contractor shall provide and maintain insurance in the amounts outlined below with companies acceptable to the District:

MINIMUM INSURANCE REQUIREMENTS

General Liability	General Aggregate	\$2,000,000
	Products-Comp/OP Agg	2,000,000
	Personal Injury	1,000,000
	Each Occurrence	1,000,000
	Fire Damage (Any one fire)	50,000
	Medical Exp. (Any one person)	5,000
Excess Liability	Each Occurrence	2,000,000
	Aggregate	2,000,000
Automobile Liability	Bodily Injury (each occ)	1,000,000
	Property Damage (each occ)	1,000,000
Worker's Compensation	Statutory Limits	
	Each Accident	500,000
	Disease-Policy Limit	500,000
	Disease-Each employee	500,000

All such insurance shall not be cancelable without thirty (30) days prior written notice being given to the District.

With respect to the insurance required herein, the contractor shall provide such insurance naming the District, the Board of Education and its members individually, and its employees and agents as **additional named insured**. The contractor shall also purchase and maintain such insurance as will protect the District from and against all claims, damages, loss and expenses, including attorney's fees arising out of or resulting from the performance of the work, provided that any such claim, damage, loss or expense, (1) is attributable to bodily injury to or destruction of tangible property (other than the work itself), including the loss of use resulting there from, and (2) is caused in whole or in part by a negligent act or omission of the contractor, subcontractor, anyone directly or indirectly employed by any of them or anyone for whose acts they may be liable, regardless of whether or not it is caused in part by a party to whom insurance is afforded pursuant to this paragraph.

It is MANDATORY within ten (10) days after the bid award, that the Certificate(s) of Insurance shall be submitted to the insurance agent for the District.

19. TOTAL PRICE FOR ALL ITEMS BID

A total bid dollar amount, regardless of whether or not the bidder is bidding all items, must be entered in the appropriate section of the bid form before signing and submitting the bid.

20. HOLD HARMLESS AND INDEMNIFICATION

The contractor shall assume all liability for, and shall protect, defend, indemnify and hold harmless, the Board of Education, its members individually, officers, employees, servants and agents, from and against all claims, actions suits, judgments, costs, losses, expenses and liabilities of whatsoever kind or nature including reasonable legal fees incurred by owner arising out of:

- A. Any infringement (actual or claimed) of any patents, copyrights or trade names by reason of any work performed or to be performed by the contractor under this contract or by reason of anything to be supplied by the contractor pursuant to this contract.
- B. Bodily injury, including death, to any person or persons (including contractor's officers, employees, agents and servants) or damage to or destruction of any property, including the loss of use thereof:

-Caused in whole or in part by an act, error or omissions by the contractor or any subcontractor or anyone directly or indirectly employed by any of them regardless of whether or not it is caused in part by a party to be indemnified hereunder.

-Arising directly or indirectly out of the presence of any person in or about any part of the project site or the streets, sidewalks and property adjacent thereto.

-Arising directly or indirectly out of the use, misuse or failure of any machinery or equipment used directly or indirectly in the performance of this contract.

21. DAMAGE TO PROPERTY

In the event the bidder damages the District's property, the bidder shall, at the bidder's sole cost, restore the property or any surrounding area. Such restoration shall be to a condition at least equivalent to the condition of the affected area immediately before the destruction or damage. If the bidder does not repair such damage within 14 days after receiving written notice from the District, or such lesser time if the District determines the damage creates an emergency situation, the District may repair the damage and the bidder shall reimburse the District for the costs the District incurs within 14 days after the District provides a written invoice to the bidder.

22. LATE BIDS

Bids received after the time specified in the Invitation to Bid will not be opened or considered. The method of transmittal of the bid is at the bidder's risk of untimely receipt by the Board of Education. The use of Board of Education equipment for transmission of bids is prohibited.

23. RECYCLED PRODUCTS

The District supports national and local efforts for recycling. Bidders are encouraged to offer recycled supplies and materials as bid alternatives. Notations are to be included as to the percentage of recycled products in each item.

24. PAYMENT

Payment to be made within 45 days after the project completion.

Does your company accept ACH payments?

Does your company accept credit cards?

Does your company allow discounts for early payments?

Discounts examples –

2% 10 days net 30

1% 20 days net 30

25. MANUALS

The successful bidder shall supply, at no cost to the District, a detailed service manual, parts list, and list of service locations.

26. CONTRACT DURATION

First year contract duration to be September 1, 2022 through August 30, 2023 with the possibility of two (2), one (1) year extensions upon administration approval.

27. PERSONNEL

If any person employed on the work site were, in the opinion of the District project manager, intemperate, disorderly, incompetent, willfully negligent or dishonest on the performance of his/her duties, he or she shall be directed by the contractor to cease work and vacate the job site immediately.

28. SEXUAL HARASSMENT

775 ILCS 5/2-105, Human Rights Act Requirement – Written Sexual Harassment Policies contained as follows: Bidder shall have written sexual harassment policies that shall include, at a minimum, the following information: (i) the illegality of sexual harassment; (ii) the definition of sexual harassment under State law; (iii) a description of sexual harassment, utilizing examples; (iv) the vendor's internal complaint process including penalties; (v) the legal recourse, investigative and complaint process available through the Department and the Commission; (vi) directions on how to contact the Department and Commission; and (vii) protection against retaliation as provided by Section 6-101 of this Act. A copy of the policies shall be provided to the Department upon request.

29. QUALIFICATIONS

Vendor must be an authorized dealer and installer of products vendor is bidding on. Vendor must supply a list of references of like products and installations. Reference sheet is attached.

30. FINANCIAL STABILITY.

The District may require, upon request, evidence as to the financial stability of the contractor. Upon request, the contractor shall provide the following information to the District within 48 hours:

- a. The name of any owner or co-owner, equity of each co-owner or corporate offices of the entity submitting the bid, and the name, address, and business telephone number of each such person.
- b. The last financial statement and balance sheet of the bidder, including a specification in detail of all loans outstanding, or a copy of the last certified annual audit.

31. COMPLIANCE WITH LAWS.

Successful bidder shall at all times observe and comply with all laws, ordinances, regulations and codes of the federal, state, county and other local government agencies, which may in any manner affect the performance of the contract and in particular any such laws pertaining to safety.

32. GOVERNING LAW

The terms of this quote shall be governed and construed in accordance with the laws of the State of Illinois. If any provision hereof shall be held to contravene any applicable law, such provision shall be deemed reformed to the extent of conforming to said law, and in all other respects the terms hereof shall remain in full force and effect.

33. BID

The signing of the submittal form shall be construed as acceptance of all provisions contained herein. All bids shall be submitted with each space properly completed. Any explanation or statement which the bidder wishes to make must be placed in the same envelope with the bid. Unless the bidder so indicates, it is understood that the bidder has submitted the bid in strict accordance with the specification requirements. The Bidder acknowledges that any variation from the specifications will be grounds for the District to reject the quote, although the District may accept the quote with the verification if, in its sole discretion, it determines that such bid is in the District's best interest. All quotes shall be deemed final, conclusive and irrevocable. No claim for relief because of errors or omissions in the bidding will be considered, and bidders will be held strictly to the bids as submitted. Should a bidder find any discrepancies in, or omissions from any of the documents, or be in doubt as to their meanings, the bidder shall submit questions as provided in this document. Bidders must satisfy themselves upon examination of these specifications, as to the intent of the specifications. After the submission of the bid, no complaint or claim that there was any misunderstanding in regard to items listed for bidding will be entertained from a bidder.

34. BIDDER'S AGREEMENT

The bidder hereby declares understanding, agreement, and certification of compliance to provide the services, work, and/or products to the District, at the prices quoted, in accordance with all terms and conditions, requirements, and specifications contained in these documents, and any issued amendments. The contractor further agrees that the language of this document shall govern in the event of a conflict with (1) the bidder's bid or (2) any subsequent purchase order between the bidder and the District. The bidder should, as a matter of clarity and assurance, also sign and submit all amendment(s) issued by the District related to this work. The bidder further agrees that upon receipt of an authorized purchase order or when an authorized official of the District countersigns this document, a binding contract shall exist between the bidder and the District. This document combined with amendments, the bidder's bid, the required submittals, and the purchase order, if any, shall comprise the binding contract.

35. CANCELLATION – The District reserves the right to cancel this contract at any time for reasons of unsatisfactory services.

36. ADDITIONAL INFORMATION

Contact D300 Purchasing, (847) 551-8460, between the hours of 8:00AM and 4:30PM, or by email – bids.purchasing@D300.org.

REFERENCES

LIST BELOW THE LAST FOUR (4) SCHOOL DISTRICTS OR OTHER ORGANIZATIONS FOR WHICH YOU HAVE PROVIDED COMPARABLE GOODS.


1. **ORGANIZATION:** Hoffman Estates High School
ADDRESS: 1100 W Higgins Rd
CITY, STATE, and ZIP CODE:
Hoffman Estates, IL 60169
TELEPHONE NUMBER/EMAIL:
(224)-653-5358 TChester@d211.org
CONTACT PERSON:
Thomas Chester
DATE OF SERVICES:
4/18/2022
DOLLAR AMOUNT OF THE JOB:
\$2,200

2. **ORGANIZATION:** Palatine High School
ADDRESS: 1111 N Rohlwing Rd
CITY, STATE, and ZIP CODE: Palatine, IL 60074
TELEPHONE NUMBER/EMAIL: (773)-710-1359 KSamayoa@d211.org
CONTACT PERSON: Katie Samayoa
DATE OF SERVICES: 5/19/2022
DOLLAR AMOUNT OF THE JOB: \$1,223.23

REFERENCES (CONT.)

3. **ORGANIZATION:** Woodstock Community Unit School District 200
ADDRESS: 501 W South St
CITY, STATE, and ZIP CODE: Woodstock, IL 60098
TELEPHONE NUMBER/EMAIL: (630)-373-4040 lbastian@wcdusd200.org
CONTACT PERSON: Lyndra Bastian
DATE OF SERVICES: 2/26/2022
DOLLAR AMOUNT OF THE JOB: \$15,400

4. **ORGANIZATION:** Elk Grove High School
ADDRESS: 500 W Elk Grove Blvd
CITY, STATE, and ZIP CODE: Elk Grove Village, IL 60007
TELEPHONE NUMBER/EMAIL: (847) 718-4500 maura.brown@d214.org
CONTACT PERSON: Maura Brown
DATE OF SERVICES: 9/16/2021
DOLLAR AMOUNT OF THE JOB: \$4,000

OFFEROR'S NAME: Cassandra Thuneman
SIGNATURE: 
DATE: 7/2/2022

CERTIFICATE OF BIDDER ELIGIBILITY

720 ILCS 5/33E-11 requires that all contractors bidding for public agencies in the State of Illinois certify that they are not barred from bidding on public contracts for bid rigging or bid rotation.

The following certification must be signed and submitted with bidder's bid proposal. FAILURE TO DO SO MAY RESULT IN DISQUALIFICATION OF THE BIDDER.

Cassandra Strings, Inc., as part of its bid for the Musical Instrument Bid work for Community Unit School District #300, Carpentersville, Illinois, of Cook, DeKalb, Kane, and McHenry Counties, Illinois certifies that said contractor is not barred from bidding on the aforementioned contract as a result of a violation of either 720 ILCS 5/33E-3 or 720 ILCS 5/33-E4.

CERTIFICATE OF COMPLIANCE WITH ILLINOIS DRUG-FREE WORKPLACE ACT

Cassandra Strings, Inc., having 25 or more employees, does hereby certify pursuant to section 3 of the *Illinois Drug-Free Workplace Act* (30 ILCS 580/3) that it shall provide a drug-free workplace for all employees engaged in the performance of work under the contract by complying with the requirements of the *Illinois Drug-Free Workplace Act* and, further certifies that it is not ineligible for award of this contract by reason of debarment for a violation of the *Illinois Drug-Free Workplace Act*.

Firm: Cassandra Strings, Inc.

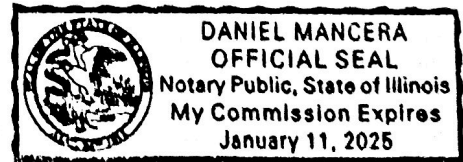
By: *Cassandra Thuneman*
(Signature)

Cassandra Thuneman, President & CEO
(Printed Name & Title)

SUBSCRIBED and SWORN TO before me

This 7th day of July, 2022.

[Signature]
NOTARY PUBLIC



**CERTIFICATE REGARDING
SEXUAL HARASSMENT POLICY**

Cassandra Strings, Inc., does hereby certify pursuant to Section 2-105 of the *Illinois Human Rights Act* (775 ILCS 5/2-105) that it has a written sexual harassment policy that includes, at a minimum, the following information: (i) the illegality of sexual harassment; (ii) the definition of sexual harassment under State law; (iii) a description of sexual harassment, utilizing examples; (iv) an internal complaint process including penalties; (v) the legal recourse, investigative and complaint process available through the Department of Human Rights and Human Rights Commission; (vi) directions on how to contact the Department of Human Rights and Human Rights Commission; and (vii) protection against retaliation.

**CERTIFICATE REGARDING
EQUAL EMPLOYMENT OPPORTUNITY**

Cassandra Strings, Inc, does hereby certify pursuant to Section 2-105 of the *Illinois Human Rights Act* (775 ILCS 5/2-105) that it has a written equal employment opportunity policy that is in compliance with all terms and conditions of the Equal Employment Opportunity provisions of the Illinois Human Rights Act.

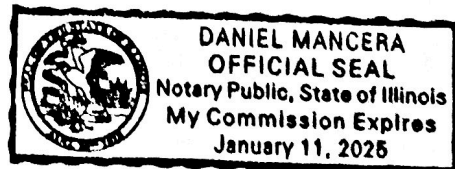
Firm: Cassandra Thuneman, Inc.

By: Cassandra Thuneman
(Signature)

Cassandra Thuneman, President & CEO
(Printed Name & Title)

SUBSCRIBED and SWORN TO before me

This 14 day of July, 2022.
[Signature]
NOTARY PUBLIC



**CERTIFICATE REGARDING
EMPLOYMENT OF ILLINOIS WORKERS ON PUBLIC WORKS**

Cassandra Strings, Inc. agrees if at the time the Agreement is executed, or if during the term of the Agreement, there is excessive unemployment in Illinois as defined in the Employment of Illinois Workers on Public Works Act, 30 ILCS 570/0/01 et seq., as two consecutive months of unemployment exceeding 5%, then Cassandra Strings, Inc. agrees to employ Illinois laborers in accordance with the Employment of Illinois Workers on Public Works Act. An "Illinois laborer" is defined as any person who has resided in Illinois for at least thirty (30) days and intends to become or remain an Illinois resident.

NON-COLLUSION AFFIDAVIT

AFFIDAVIT: "I (we) hereby certify and affirm that my (our) proposal was prepared independently for this project and that it contains no fees or amounts other than that for the legitimate execution of this work as specified and that it includes no understanding or agreements in restraint of trade."

The following affidavit must be signed and submitted with bidder's bid proposal. FAILURE TO DO SO MAY RESULT IN DISQUALIFICATION OF THE BIDDER.

Cassandra Strings, Inc., as part of its bid for the Musical Instrument Bid work for Community Unit School District #300, Carpentersville, Illinois certifies that said Contractor is not barred from bidding on the aforementioned contract as a result of a violation of the above Non-Collusion Affidavit.

Firm: Cassandra Strings, Inc

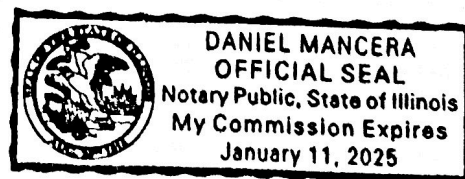
By: *Cassandra Thuneman*
(Signature)

Cassandra Thuneman, President & CEO
(Printed Name & Title)

SUBSCRIBED and SWORN TO before me

This 7th day of July, 2022.

[Signature]
NOTARY PUBLIC



**CERTIFICATE REGARDING
COMMUNITY UNIT SCHOOL DISTRICT 300
VENDOR/CONTRACTOR CONFLICT OF INTEREST**

Cassandra Strings, Inc, does hereby certify that they have read and fully understand the Vendor/Contractor Conflict of Interest Board Policy as stated below:

Anyone violating this provision could be subject to having their contract terminated at the sole discretion of the Board of Education.

Board Policy -

Vendor/Contractor Conflict of Interest

Any vendor or contractor doing \$5,000 - \$25,000 in business with the District within a fiscal year shall not contribute to any political campaign that directly affects the District while doing business for the District or for a period of two years after completion of business with the District. Further, the District will not enter into significant business with a vendor or contractor that has contributed to a political campaign that directly affects the District within two years prior to commencing business. Any vendor or contractor that participates and is awarded a contract through the competitive bidding process is exempt from this policy.

LEGAL REF.: 105 ILCS 5/10-20.19c, 5/10-20.21, 510-22.34c, and 5/19b-1 et seq.
820 ILCS 130/0.01 et seq.

CROSS REF: 2:100 (Board Member Conflict of Interest), 4:70 (Resource Conservation) 4:150 (Facility Management and Building Programs)

ADOPTED: February 10, 2003

Firm: Cassandra Strings, Inc


By: *Cassandra Thuneman*
(Signature)

Cassandra Thuneman, President & CEO
(Printed Name & Title)

SUBSCRIBED and SWORN TO before me

This 7th day of July, 2022.

[Signature]
NOTARY PUBLIC



CRIMINAL BACKGROUND INVESTIGATIONS

Contractor hereby represents, warrants, and certified that no officer or director thereof has any knowledge that any employee thereof has been convicted of committing or attempting to commit "Criminal Code of 1961," 720 ILCS, Sections 5/11-6 (Indecent solicitation of a child), 5/11-9 (Public indecency), 5/11-14 (Prostitution), 5/11-15 (Soliciting for a prostitute), 5/11-15.1 (Soliciting for a juvenile prostitute), 5/11-19 (Pimping), 5/11-19.1 (Juvenile pimping), 5/11-19.2 (Exploitation of a child), 5/11-20 (Obscenity), 5/11-20.1 (Sexual assault), 5/12-14 (Aggravated criminal sexual assault), 5/12-15 (Criminal sexual abuse), and 5/12-16 (Aggravated criminal sexual abuse), and/or those offenses defined in the "Cannabis Control Act," 720 ILCS, 550/1 et seq. (except the "Illinois Controlled Substances Act, " 720 ILCS 570/100 et seq., any of the offenses that would subject a certificated employee to suspension or revocation pursuant to Section 21-23a of the School Code or anyone found to be the perpetrator of sexual or physical abuse of any minor under 18 years of age pursuant to proceedings under Article II of the Juvenile Court Act of 1987 and/or any offense committed or attempted in any other state or against the laws of the United States, which if committed or attempted in this State, would have been punishable as one or more of the foregoing offenses.

Contractor further agrees that it shall not employ any person who have or may have direct, daily contact with the pupils of any school in the district, and for whom a criminal background investigation has not been conducted pursuant hereto, and further represents and agrees that all applicants for any such employment shall furnish with their applications the attached written "Authorization for Criminal Background Information" form authorizing the Board of Education to request a criminal background investigation of said applicant pursuant to Section 5/10-21.9 of the School Code of Illinois and to receive criminal history record information pursuant thereto to determine if the applicant has been convicted of committing or attempting to commit any of the criminal or drug offenses enumerated above. Contractor further agrees to submit with said authorization payment for any costs and expenses associated with the criminal background investigation.


Contractor further represents, warrants, and certifies that no applicant for employment with respect to whom the criminal investigation reveals any conviction for committing and/or attempting to commit any of the above enumerated offenses, shall be employed thereby in any position that involves or may involve contact with the students of the school district.

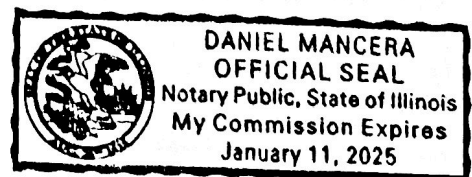
This certification is executed on the date hereinafter indicated by the designated contractor by its duly authorized officer.

By: Cassandra Thuneman

Title: Cassandra Thuneman, President & CEO

Dated: 7/7/2022

SUBSCRIBED and SWORN TO before me
This 7th day of July, 2022.

NOTARY PUBLIC



AUTHORIZATION FOR CRIMINAL BACKGROUND INVESTIGATION

The undersigned hereby authorizes the Board of Education of Community Unit School District 300, Carpentersville, Illinois to request a criminal background investigation from the Illinois State Police, pursuant to Section 5/10-21.9 of the School Code of Illinois, 105 ILCS 5/10-21.9 and to receive criminal history record information pursuant thereto.

Cassandra Thuneman
(Printed or Typed Name of Applicant Employee)


Signature of Applicant or Employee

Dated: 2/2/2022



COMMUNITY UNIT SCHOOL DISTRICT 300
PURCHASING DEPARTMENT
 2605 Bunker Hill Drive
 Algonquin, IL 60102
 847-551-8300
 Fax: 847-551-8463

VENDOR APPLICATION FORM (SUBJECT TO LOCAL LAWS)	APPLICATION DATE
Fill in all spaces. Insert "NA" in blocks not applicable. Type all entries	REVISION DATE

DATE: 07/07/22

COMPANY Cassandra Strings, Inc.	HOW LONG IN PRESENT BUSINESS? 27 Years
---	--

ADDRESS 215 S Main St	CITY Algonquin	STATE IL	ZIP 60102
---------------------------------	--------------------------	--------------------	---------------------

CONTACT PERSON/REPRESENTATIVE Tim Janiszewski	FAX NUMBER (N/A)	PHONE AND EXTENSION (847) 458-7386
---	----------------------------	--

TYPE OF ORGANIZATION (Check Applicable) <input type="checkbox"/> INDIVIDUAL <input type="checkbox"/> PARTNERSHIP <input checked="" type="checkbox"/> CORPORATION	IF INCORPORATED INDICATE IN WHICH STATE Illinois
--	--

YEARS ESTABLISHED: 1994	DO YOU ACCEPT PURCHASE ORDERS? YES <input checked="" type="checkbox"/> NO <input type="checkbox"/>
	DO YOU ACCEPT CREDIT CARDS? YES <input checked="" type="checkbox"/> NO <input type="checkbox"/>

CATEGORY (Check below the category which applies to the applicant)

<input type="checkbox"/> (A) MANUFACTURER OR PRODUCER	<input checked="" type="checkbox"/> (C) RETAILER	<input type="checkbox"/> (E) DISTRIBUTOR
<input type="checkbox"/> (B) WHOLESALER	<input type="checkbox"/> (D) MANUFACTURER'S AGENT	<input type="checkbox"/> (F) SERVICE ESTABLISHMENT

NAMES OF OFFICERS, MEMBERS OR OWNERS OF CONCERN, PARTNERSHIP, ETC.

(A) PRESIDENT Cassandra Thuneman	(B) VICE PRESIDENT
(C) SECRETARY Cassandra Thuneman	(D) TREASURER Cassandra Thuneman
(E) OWNERS, PARTNERS, OR STOCKHOLDERS Cassandra Thuneman	

TAXPAYER'S I.D. NO. FEIN <u>26-4401419</u> or S.S. No. _____	INSURANCE INFORMATION (Check Applicable) LIABILITY INSURANCE: \$2,000,000 <input checked="" type="checkbox"/> \$2,500,000 <input type="checkbox"/> \$5,000,000 <input type="checkbox"/> OTHER <input type="checkbox"/> Workers' Compensation: State Minimum <input checked="" type="checkbox"/> Greater than Minimum <input type="checkbox"/> Required that CUSD be named as an Additional Insured <input checked="" type="checkbox"/> INSURANCE CO. <u>Traveler's</u>
--	--

BONDING INFORMATION (Check each area in which you have been bonded and the latest date of bonding)

Perf. Bond _____ / _____ <input type="checkbox"/>	Payment Bond (Labor and Materials) _____ / _____ <input type="checkbox"/>	Builder's Risk _____ / _____ <input type="checkbox"/>
Mo. Year	Mo. Year	Mo. Year

PERSONS AUTHORIZED TO SIGN QUOTES, PROPOSALS, BIDS AND CONTRACTS:

NAME	OFFICIAL CAPACITY
Cassandra Thuneman	President & CEO
Dan Mancera	Store Manager

Average number of employees (including affiliates) for four preceding calendar quarters. 12	Average annual sales for preceding three fiscal years: 1,000,000	Floor Space (Square Feet)	
		Manufacturing 1000	Warehouse 3000

MINORITY/WOMEN BUSINESS ENTERPRISE (Check One) See Definitions Below <input type="checkbox"/> MBE <input type="checkbox"/> MBE/WBE <input checked="" type="checkbox"/> WBE <input type="checkbox"/> PBE	FOR USE BY CONTRACT COMPLIANCE ONLY: BY: _____ DATE _____ <input type="checkbox"/> C <input type="checkbox"/> NC
MINORITY GROUP MEMBERSHIP (Check One) See Definitions Below NOTE: DO NOT COMPLETE THIS SECTION UNLESS YOU HAVE CHECKED ONE OF THE BOXES IN THE MINORITY/WOMEN BUSINESS ENTERPRISE SECTION ABOVE. <input type="checkbox"/> AFRICAN AMERICAN OR BLACK <input type="checkbox"/> HISPANIC AMERICAN <input type="checkbox"/> NATIVE AMERICAN <input type="checkbox"/> ASIAN-PACIFIC AMERICAN	
CERTIFICATION DATE ISSUED: _____ EXPIRATION: _____	

MINORITY AND WOMEN OWNED BUSINESS ENTERPRISE DEFINITIONS

MINORITY BUSINESS ENTERPRISE ("MBE") means a certified participating business at least 51 percent (51%) of which is owned and controlled by one or more members or one or more minority groups, or in the case of a publicly held corporation, 51 percent (51%) of the stock is owned by one or more members of one or more minority groups and whose daily business operations are controlled by one or more such individuals.

WOMEN'S BUSINESS ENTERPRISE ("WBE") means a certified participating business at least 51 percent (51%) of which is owned by one or more women, or in the case of a publicly held corporation, 51 percent (51%) of the stock of which is owned by one or more women and whose daily operations are controlled by one or more such individuals. Determination of whether a business is at least 51 percent (51%) owned by a woman or women shall be made without regard to community property laws.

BUSINESS OWNED AND OPERATED BY A PERSON WITH A DISABILITY ("PBE") means a business concern of which at least 51 percent (51%) is owned by one or more persons with a disability, or in the case of the corporation, one in which at least 51 per centum of the stock is owned by one or more persons with a disability or by a not for profit agency for the disabled organized pursuant to Section 501 of the Internal Revenue Code 1954; and the management and daily business operations of which are controlled by one or more of the persons with a disability who own it.

MINORITY GROUP MEMBER is an individual who is one of the following:

AFRICAN AMERICAN OR BLACK (persons with origins in any of the Black racial groups of Africa):

HISPANIC AMERICAN (persons of Spanish culture with origins in Puerto Rico, Mexico, Cuba, South or Central America, Spain, Portugal or the Caribbean Islands regardless of race).

NATIVE AMERICAN (American Indian)

ASIAN-PACIFIC AMERICAN (persons with origins from Japan, China, the Philippines, Vietnam, Korea, Samoa, Guam, the U.S. Trust Territories of the Pacific, Northern Marianas, Laos, Cambodia, Taiwan, or the Indian subcontinent).

IF YOU HAVE EVER DONE BUSINESS WITH THE SCHOOL DISTRICT UNDER ANOTHER NAME, PLEASE INDICATE NAME OR NAMES.


Give names, complete addresses, buyer's names and phone numbers of four of your customers. (Please include Federal, State or City Governments).

ORGANIZATION	ADDRESS, STATE, ZIP	BUYER	PHONE NUMBER
1. Hoffman Estates High School	1100 W Higgins Rd, Hoffman Estates, IL 60169	Thomas Chester	(224)-653-5358
2. Palatine High School	1111 N Rohlwing Rd, Palatine, IL 60074	Katie Samayoa	(773)-710-1359
3. District 200	501 W South St, Woodstock, IL 60098	Lyndra Bastian	(630)-373-4040
4. Elk Grove High School	500 W Elk Grove Blvd, Elk Grove Village, IL 60007	Maura Brown	(847) 718-4500

Bank References

NAME OF BANK	ADDRESS, STATE, ZIP	CONTACT PERSON	PHONE NUMBER
Chase Bank	1000 S Randall Rd, Algonquin, IL 60102	N/A	(847) 458-2598

I certify that the information supplied herein (including all pages attached) is correct and that neither the applicant nor any person (or concern) in any connection with the applicant as a principal or officer, so far as is known, is not debarred or otherwise declared ineligible by any public agency from furnishing materials, supplies or services to any agency thereof.


SIGNATURE OF PERSON AUTHORIZED TO SIGN THIS APPLICATION
Cassandra Thuneman, President & CEO
NAME AND TITLE OF PERSON SIGNING (Please type or print)

PERSONS OR BUSINESSES INTERESTED IN BEING ADDED TO THE BIDDER'S LIST MUST FILE THIS APPLICATION WITH THE PURCHASING DEPARTMENT.

AFTER PLACEMENT ON THE BIDDERS' LIST, A VENDOR'S FAILURE TO RESPOND TO INVITATIONS FOR BIDS WILL BE UNDERSTOOD BY THE SCHOOL DISTRICT TO INDICATE LACK OF INTEREST AND SHALL RESULT IN THE REMOVAL OF THE VENDOR'S NAME FROM THE BIDDERS' LIST FOR THE ITEMS CONCERNED.

NOTE: ANY CHANGES TO INFORMATION SUBMITTED (ADDRESSES, AUTHORIZED PERSONNEL, ETC..) WILL REQUIRE A REVISED COPY OF THIS FORM. ADDITIONAL FORMS MAY BE OBTAINED BY CONTACTING THE PURCHASING DEPARTMENT AT THE ADDRESS SHOWN ON THE FRONT OF THIS FORM.

USE BY COMMUNITY UNIT SCHOOL DISTRICT 300 ONLY

VENDOR I.D. NUMBER	APPROVED BY	DATE	W9
			COMM LIST Page 23 of 36

Request for Taxpayer Identification Number and Certification

**Give Form to the
 requester. Do not
 send to the IRS.**

▶ Go to www.irs.gov/FormW9 for instructions and the latest information.

Print or type.
 See Specific Instructions on page 3.

1 Name (as shown on your income tax return). Name is required on this line; do not leave this line blank. Cassandra Strings, Inc.	
2 Business name/disregarded entity name, if different from above	
3 Check appropriate box for federal tax classification of the person whose name is entered on line 1. Check only one of the following seven boxes. <input checked="" type="checkbox"/> Individual/sole proprietor or single-member LLC <input type="checkbox"/> Limited liability company. Enter the tax classification (C=C corporation, S=S corporation, P=Partnership) ▶ _____ Note: Check the appropriate box in the line above for the tax classification of the single-member owner. Do not check LLC if the LLC is classified as a single-member LLC that is disregarded from the owner unless the owner of the LLC is another LLC that is not disregarded from the owner for U.S. federal tax purposes. Otherwise, a single-member LLC that is disregarded from the owner should check the appropriate box for the tax classification of its owner. <input type="checkbox"/> Other (see instructions) ▶ _____ <input type="checkbox"/> C Corporation <input checked="" type="checkbox"/> S Corporation <input type="checkbox"/> Partnership <input type="checkbox"/> Trust/estate	4 Exemptions (codes apply only to certain entities, not individuals; see instructions on page 3): Exempt payee code (if any) _____ Exemption from FATCA reporting code (if any) _____ <small>(Applies to accounts maintained outside the U.S.)</small>
5 Address (number, street, and apt. or suite no.) See instructions. 215 S. Main Street	Requester's name and address (optional) Community Unit School District 300 2550 Harnish Drive Algonquin, IL 60102
6 City, state, and ZIP code Algonquin, IL 60102	
7 List account number(s) here (optional)	

Part I Taxpayer Identification Number (TIN)

Enter your TIN in the appropriate box. The TIN provided must match the name given on line 1 to avoid backup withholding. For individuals, this is generally your social security number (SSN). However, for a resident alien, sole proprietor, or disregarded entity, see the instructions for Part I, later. For other entities, it is your employer identification number (EIN). If you do not have a number, see *How to get a TIN*, later.

Note: If the account is in more than one name, see the instructions for line 1. Also see *What Name and Number To Give the Requester* for guidelines on whose number to enter.

Social security number									
or									
Employer identification number									
2	6	-	4	4	0	1	4	1	9

Part II Certification

Under penalties of perjury, I certify that:

1. The number shown on this form is my correct taxpayer identification number (or I am waiting for a number to be issued to me); and
2. I am not subject to backup withholding because: (a) I am exempt from backup withholding, or (b) I have not been notified by the Internal Revenue Service (IRS) that I am subject to backup withholding as a result of a failure to report all interest or dividends, or (c) the IRS has notified me that I am no longer subject to backup withholding; and
3. I am a U.S. citizen or other U.S. person (defined below); and
4. The FATCA code(s) entered on this form (if any) indicating that I am exempt from FATCA reporting is correct.

Certification instructions. You must cross out item 2 above if you have been notified by the IRS that you are currently subject to backup withholding because you have failed to report all interest and dividends on your tax return. For real estate transactions, item 2 does not apply. For mortgage interest paid, acquisition or abandonment of secured property, cancellation of debt, contributions to an individual retirement arrangement (IRA), and generally, payments other than interest and dividends, you are not required to sign the certification, but you must provide your correct TIN. See the instructions for Part II, later.

Sign Here	Signature of U.S. person	Date ▶ 6/22/22
------------------	--------------------------	-----------------------

General Instructions

Section references are to the Internal Revenue Code unless otherwise noted.

Future developments. For the latest information about developments related to Form W-9 and its instructions, such as legislation enacted after they were published, go to www.irs.gov/FormW9.

Purpose of Form

An individual or entity (Form W-9 requester) who is required to file an information return with the IRS must obtain your correct taxpayer identification number (TIN) which may be your social security number (SSN), individual taxpayer identification number (ITIN), adoption taxpayer identification number (ATIN), or employer identification number (EIN), to report on an information return the amount paid to you, or other amount reportable on an information return. Examples of information returns include, but are not limited to, the following.

- Form 1099-INT (interest earned or paid)

- Form 1099-DIV (dividends, including those from stocks or mutual funds)
- Form 1099-MISC (various types of income, prizes, awards, or gross proceeds)
- Form 1099-B (stock or mutual fund sales and certain other transactions by brokers)
- Form 1099-S (proceeds from real estate transactions)
- Form 1099-K (merchant card and third party network transactions)
- Form 1098 (home mortgage interest), 1098-E (student loan interest), 1098-T (tuition)
- Form 1099-C (canceled debt)
- Form 1099-A (acquisition or abandonment of secured property)

Use Form W-9 only if you are a U.S. person (including a resident alien), to provide your correct TIN.

If you do not return Form W-9 to the requester with a TIN, you might be subject to backup withholding. See What is backup withholding, later.

By signing the filled-out form, you:

1. Certify that the TIN you are giving is correct (or you are waiting for a number to be issued),
2. Certify that you are not subject to backup withholding, or
3. Claim exemption from backup withholding if you are a U.S. exempt payee. If applicable, you are also certifying that as a U.S. person, your allocable share of any partnership income from a U.S. trade or business is not subject to the withholding tax on foreign partners' share of effectively connected income, and
4. Certify that FATCA code(s) entered on this form (if any) indicating that you are exempt from the FATCA reporting, is correct. See *What is FATCA reporting*, later, for further information.

Note: If you are a U.S. person and a requester gives you a form other than Form W-9 to request your TIN, you must use the requester's form if it is substantially similar to this Form W-9.

Definition of a U.S. person. For federal tax purposes, you are considered a U.S. person if you are:

- An individual who is a U.S. citizen or U.S. resident alien;
- A partnership, corporation, company, or association created or organized in the United States or under the laws of the United States;
- An estate (other than a foreign estate); or
- A domestic trust (as defined in Regulations section 301.7701-7).

Special rules for partnerships. Partnerships that conduct a trade or business in the United States are generally required to pay a withholding tax under section 1446 on any foreign partners' share of effectively connected taxable income from such business. Further, in certain cases where a Form W-9 has not been received, the rules under section 1446 require a partnership to presume that a partner is a foreign person, and pay the section 1446 withholding tax. Therefore, if you are a U.S. person that is a partner in a partnership conducting a trade or business in the United States, provide Form W-9 to the partnership to establish your U.S. status and avoid section 1446 withholding on your share of partnership income.

In the cases below, the following person must give Form W-9 to the partnership for purposes of establishing its U.S. status and avoiding withholding on its allocable share of net income from the partnership conducting a trade or business in the United States.

- In the case of a disregarded entity with a U.S. owner, the U.S. owner of the disregarded entity and not the entity;
- In the case of a grantor trust with a U.S. grantor or other U.S. owner, generally, the U.S. grantor or other U.S. owner of the grantor trust and not the trust; and
- In the case of a U.S. trust (other than a grantor trust), the U.S. trust (other than a grantor trust) and not the beneficiaries of the trust.

Foreign person. If you are a foreign person or the U.S. branch of a foreign bank that has elected to be treated as a U.S. person, do not use Form W-9. Instead, use the appropriate Form W-8 or Form 8233 (see Pub. 515, *Withholding of Tax on Nonresident Aliens and Foreign Entities*).

Nonresident alien who becomes a resident alien. Generally, only a nonresident alien individual may use the terms of a tax treaty to reduce or eliminate U.S. tax on certain types of income. However, most tax treaties contain a provision known as a "saving clause." Exceptions specified in the saving clause may permit an exemption from tax to continue for certain types of income even after the payee has otherwise become a U.S. resident alien for tax purposes.

If you are a U.S. resident alien who is relying on an exception contained in the saving clause of a tax treaty to claim an exemption from U.S. tax on certain types of income, you must attach a statement to Form W-9 that specifies the following five items.

1. The treaty country. Generally, this must be the same treaty under which you claimed exemption from tax as a nonresident alien.
2. The treaty article addressing the income.
3. The article number (or location) in the tax treaty that contains the saving clause and its exceptions.
4. The type and amount of income that qualifies for the exemption from tax.
5. Sufficient facts to justify the exemption from tax under the terms of the treaty article.

Example. Article 20 of the U.S.-China income tax treaty allows an exemption from tax for scholarship income received by a Chinese student temporarily present in the United States. Under U.S. law, this student will become a resident alien for tax purposes if his or her stay in the United States exceeds 5 calendar years. However, paragraph 2 of the first Protocol to the U.S.-China treaty (dated April 30, 1984) allows the provisions of Article 20 to continue to apply even after the Chinese student becomes a resident alien of the United States. A Chinese student who qualifies for this exception (under paragraph 2 of the first protocol) and is relying on this exception to claim an exemption from tax on his or her scholarship or fellowship income would attach to Form W-9 a statement that includes the information described above to support that exemption.

If you are a nonresident alien or a foreign entity, give the requester the appropriate completed Form W-8 or Form 8233.

Backup Withholding

What is backup withholding? Persons making certain payments to you must under certain conditions withhold and pay to the IRS 24% of such payments. This is called "backup withholding." Payments that may be subject to backup withholding include interest, tax-exempt interest, dividends, broker and barter exchange transactions, rents, royalties, nonemployee pay, payments made in settlement of payment card and third party network transactions, and certain payments from fishing boat operators. Real estate transactions are not subject to backup withholding.

You will not be subject to backup withholding on payments you receive if you give the requester your correct TIN, make the proper certifications, and report all your taxable interest and dividends on your tax return.

Payments you receive will be subject to backup withholding if:

1. You do not furnish your TIN to the requester,
2. You do not certify your TIN when required (see the instructions for Part II for details),
3. The IRS tells the requester that you furnished an incorrect TIN,
4. The IRS tells you that you are subject to backup withholding because you did not report all your interest and dividends on your tax return (for reportable interest and dividends only), or
5. You do not certify to the requester that you are not subject to backup withholding under 4 above (for reportable interest and dividend accounts opened after 1983 only).

Certain payees and payments are exempt from backup withholding. See *Exempt payee code*, later, and the separate Instructions for the Requester of Form W-9 for more information.

Also see *Special rules for partnerships*, earlier.

What is FATCA Reporting?

The Foreign Account Tax Compliance Act (FATCA) requires a participating foreign financial institution to report all United States account holders that are specified United States persons. Certain payees are exempt from FATCA reporting. See *Exemption from FATCA reporting code*, later, and the Instructions for the Requester of Form W-9 for more information.

Updating Your Information

You must provide updated information to any person to whom you claimed to be an exempt payee if you are no longer an exempt payee and anticipate receiving reportable payments in the future from this person. For example, you may need to provide updated information if you are a C corporation that elects to be an S corporation, or if you no longer are tax exempt. In addition, you must furnish a new Form W-9 if the name or TIN changes for the account; for example, if the grantor of a grantor trust dies.

Penalties

Failure to furnish TIN. If you fail to furnish your correct TIN to a requester, you are subject to a penalty of \$50 for each such failure unless your failure is due to reasonable cause and not to willful neglect.

Civil penalty for false information with respect to withholding. If you make a false statement with no reasonable basis that results in no backup withholding, you are subject to a \$500 penalty.



CERTIFICATE OF LIABILITY INSURANCE

DATE (MM/DD/YYYY)
7/7/2022

THIS CERTIFICATE IS ISSUED AS A MATTER OF INFORMATION ONLY AND CONFERS NO RIGHTS UPON THE CERTIFICATE HOLDER. THIS CERTIFICATE DOES NOT AFFIRMATIVELY OR NEGATIVELY AMEND, EXTEND OR ALTER THE COVERAGE AFFORDED BY THE POLICIES BELOW. THIS CERTIFICATE OF INSURANCE DOES NOT CONSTITUTE A CONTRACT BETWEEN THE ISSUING INSURER(S), AUTHORIZED REPRESENTATIVE OR PRODUCER, AND THE CERTIFICATE HOLDER.

IMPORTANT : If the certificate holder is an ADDITIONAL INSURED, the policy(ies) must have ADDITIONAL INSURED provisions or be endorsed. If SUBROGATION IS WAIVED, subject to the terms and conditions of the policy, certain policies may require an endorsement. A statement on This certificate does not confer rights to the certificate holder in lieu of such an endorsement(s).

PRODUCER MEADOWBROOK INC PO BOX 219595 KANSAS CITY, MO 64121-9595	CONTACT NAME:		
	PHONE (A/C. No. Ext.): (888) 661-3938	FAX (A/C. No. Ext.): (877) 872-7604	
E-MAIL ADDRESS: service.center@travelers.com			
INSURED CASSANDRA STRINGS, INC. 371 HIAWATHA DR LAKE IN THE HILLS, IL 60156	INSURER(S) AFFORDING COVERAGE		NAIC #
	INSURER A : TRAVELERS CASUALTY INSURANCE COMPANY OF AMERICA		
	INSURER B :		
	INSURER C :		
	INSURER D :		
	INSURER E :		
INSURER F :			

COVERAGES

CERTIFICATE NUMBER:

REVISION NUMBER:

THIS IS TO CERTIFY THAT THE POLICIES OF INSURANCE LISTED BELOW HAVE BEEN ISSUED TO THE INSURED NAMED ABOVE FOR THE POLICY PERIOD INDICATED. NOTWITHSTANDING ANY REQUIREMENT, TERM OR CONDITION OF ANY CONTRACT OR OTHER DOCUMENT WITH RESPECT TO WHICH THIS CERTIFICATE MAY BE ISSUED OR MAY PERTAIN, THE INSURANCE AFFORDED BY THE POLICIES DESCRIBED HEREIN IS SUBJECT TO ALL THE TERMS, EXCLUSIONS AND CONDITIONS OF SUCH POLICIES. LIMITS SHOWN MAY HAVE BEEN REDUCED BY PAID CLAIMS.

INSR LTR	TYPE OF INSURANCE	ADDL INSD	SUBR WVD	POLICY NUMBER	POLICY EFF (MM/DD/YYYY)	POLICY EXP (MM/DD/YYYY)	LIMITS	
A	<input checked="" type="checkbox"/> COMMERCIAL GENERAL LIABILITY <input type="checkbox"/> CLAIMS-MADE <input checked="" type="checkbox"/> OCCUR <input checked="" type="checkbox"/> HIRED AUTO <input checked="" type="checkbox"/> NON OWNED AUTO GEN'L AGGREGATE LIMIT APPLIES PER: <input checked="" type="checkbox"/> POLICY <input type="checkbox"/> PROJECT <input type="checkbox"/> LOC <input type="checkbox"/> OTHER			680-8934N689-21-42	08/14/2021	08/14/2022	EACH OCCURRENCE	\$1,000,000
							DAMAGE TO RENTED PREMISES (Ea Occurrence)	\$300,000
							MED EXP (Any one person)	\$5,000
							PERSONAL & ADV INJURY	\$1,000,000
							GENERAL AGGREGATE	\$2,000,000
	AUTOMOBILE LIABILITY ANY AUTO <input type="checkbox"/> OWNED AUTOS ONLY <input type="checkbox"/> SCHEDULED AUTOS <input type="checkbox"/> HIRED AUTOS ONLY <input type="checkbox"/> NON-OWNED AUTOS ONLY						COMBINED SINGLE LIMIT (Ea accident)	\$
	UMBRELLA LIAB <input type="checkbox"/> OCCUR EXCESS LIAB <input type="checkbox"/> CLAIMS-MADE <input type="checkbox"/> DED <input type="checkbox"/> RETENTION \$						EACH OCCURRENCE	\$
	WORKERS COMPENSATION AND EMPLOYERS' LIABILITY ANY PROPRIETOR/PARTNER/EXECUTIVE OFFICER/MEMBER EXCLUDED? (Mandatory in NH) If yes, describe under DESCRIPTION OF OPERATIONS BELOW		N/A				PER STATUTE	OTH-ER
							E.L. EACH ACCIDENT	\$
							E.L. DISEASE- EA EMPLOYEE	\$
							E.L. DISEASE - POLICY LIMIT	\$
								\$
								\$

DESCRIPTION OF OPERATIONS / LOCATIONS / VEHICLES (ACORD 101, Additional Remarks Schedule, may be attached if more space is required)

CERTIFICATE HOLDER**CANCELLATION**
 COMMUNITY UNIT SCHOOL DISTRICT 300
 2550 HARNISH DRIVE
 ALGONQUIN, IL 60102

SHOULD ANY OF THE ABOVE DESCRIBED POLICIES BE CANCELLED BEFORE THE EXPIRATION DATE THEREOF, NOTICE WILL BE DELIVERED IN ACCORDANCE WITH THE POLICY PROVISIONS

AUTHORIZED REPRESENTATIVE

© 1993-2015 ACORD CORPORATION. All rights reserved.



CERTIFICATE OF LIABILITY INSURANCE

DATE (MM/DD/YYYY)
7/7/2022

THIS CERTIFICATE IS ISSUED AS A MATTER OF INFORMATION ONLY AND CONFERS NO RIGHTS UPON THE CERTIFICATE HOLDER. THIS CERTIFICATE DOES NOT AFFIRMATIVELY OR NEGATIVELY AMEND, EXTEND OR ALTER THE COVERAGE AFFORDED BY THE POLICIES BELOW. THIS CERTIFICATE OF INSURANCE DOES NOT CONSTITUTE A CONTRACT BETWEEN THE ISSUING INSURER(S), AUTHORIZED REPRESENTATIVE OR PRODUCER, AND THE CERTIFICATE HOLDER.

IMPORTANT : If the certificate holder is an **ADDITIONAL INSURED**, the policy(ies) must have **ADDITIONAL INSURED** provisions or be endorsed if **SUBROGATION IS WAIVED**, subject to the terms and conditions of the policy, certain policies may require an endorsement. A statement on this certificate does not confer rights to the certificate holder in lieu of such an endorsement(s).

PRODUCER MEADOWBROOK INC PO BOX 219595 KANSAS CITY, MO 64121-9595	CONTACT NAME:		
	PHONE (A/C. No. Ext.): (888) 661-3938	FAX (A/C. No. Ext.): (877) 872-7604	
E-MAIL ADDRESS: service.center@travelers.com			
INSURED CASSANDRA STRINGS, INC. 371 HIAWATHA DR LAKE IN THE HILLS, IL 60156	INSURER(S) AFFORDING COVERAGE		NAIC #
	INSURER A : TRAVELERS CASUALTY INSURANCE COMPANY OF AMERICA		
	INSURER B :		
	INSURER C :		
	INSURER D :		
	INSURER E :		
	INSURER F :		

COVERAGES

CERTIFICATE NUMBER:

REVISION NUMBER:

THIS IS TO CERTIFY THAT THE POLICIES OF INSURANCE LISTED BELOW HAVE BEEN ISSUED TO THE INSURED NAMED ABOVE FOR THE POLICY PERIOD INDICATED. NOTWITHSTANDING ANY REQUIREMENT, TERM OR CONDITION OF ANY CONTRACT OR OTHER DOCUMENT WITH RESPECT TO WHICH THIS CERTIFICATE MAY BE ISSUED OR MAY PERTAIN, THE INSURANCE AFFORDED BY THE POLICIES DESCRIBED HEREIN IS SUBJECT TO ALL THE TERMS, EXCLUSIONS AND CONDITIONS OF SUCH POLICIES. LIMITS SHOWN MAY HAVE BEEN REDUCED BY PAID CLAIMS.

INSR LTR	TYPE OF INSURANCE	ADDL INSD	SUBR WVD	POLICY NUMBER	POLICY EFF (MM/DD/YYYY)	POLICY EXP (MM/DD/YYYY)	LIMITS	
A	<input checked="" type="checkbox"/> COMMERCIAL GENERAL LIABILITY <input type="checkbox"/> CLAIMS-MADE <input checked="" type="checkbox"/> OCCUR <input checked="" type="checkbox"/> HIRED AUTO <input checked="" type="checkbox"/> NON OWNED AUTO GEN'L AGGREGATE LIMIT APPLIES PER: <input checked="" type="checkbox"/> POLICY <input type="checkbox"/> PROJECT <input type="checkbox"/> LOC <input type="checkbox"/> OTHER			680-8934N689-22-42	08/14/2022	08/14/2023	EACH OCCURRENCE	\$1,000,000
							DAMAGE TO RENTED PREMISES (Ea Occurrence)	\$300,000
							MED EXP (Any one person)	\$5,000
							PERSONAL & ADV INJURY	\$1,000,000
						GENERAL AGGREGATE	\$2,000,000	
						PRODUCTS - COMP/OP AGG	\$2,000,000	
	AUTOMOBILE LIABILITY <input type="checkbox"/> ANY AUTO <input type="checkbox"/> OWNED AUTOS ONLY <input type="checkbox"/> SCHEDULED AUTOS <input type="checkbox"/> HIRED AUTOS ONLY <input type="checkbox"/> NON-OWNED AUTOS ONLY						COMBINED SINGLE LIMIT (Ea accident)	\$
							BODILY INJURY (Per person)	\$
							BODILY INJURY (Per accident)	\$
							PROPERTY DAMAGE (Per accident)	\$
								\$
	UMBRELLA LIAB <input type="checkbox"/> OCCUR EXCESS LIAB <input type="checkbox"/> CLAIMS-MADE <input type="checkbox"/> DED <input type="checkbox"/> RETENTION \$						EACH OCCURRENCE	\$
							AGGREGATE	\$
	WORKERS COMPENSATION AND EMPLOYERS' LIABILITY <input type="checkbox"/> ANY PROPRIETOR/PARTNER/EXECUTIVE OFFICER/MEMBER EXCLUDED? (Mandatory in NH) If yes, describe under DESCRIPTION OF OPERATIONS BELOW	Y/N	N/A				PER STATUTE	OTH -ER
							E.L. EACH ACCIDENT	\$
							E.L. DISEASE- EA EMPLOYEE	\$
							E.L. DISEASE - POLICY LIMIT	\$
								\$
								\$
								\$

DESCRIPTION OF OPERATIONS / LOCATIONS / VEHICLES (ACORD 101, Additional Remarks Schedule, may be attached if more space is required)

CERTIFICATE HOLDER**CANCELLATION**

COMMUNITY UNIT SCHOOL DISTRICT 300
 2550 HARNISH DRIVE
 ALGONQUIN, IL 60102

SHOULD ANY OF THE ABOVE DESCRIBED POLICIES BE CANCELLED BEFORE THE EXPIRATION DATE THEREOF, NOTICE WILL BE DELIVERED IN ACCORDANCE WITH THE POLICY PROVISIONS

AUTHORIZED REPRESENTATIVE

Michael J. Mulligan

© 1993-2015 ACORD CORPORATION. All rights reserved.

Scope of Work

Contract Pricing of Musical Instruments and Equipment

Provide instruments and equipment necessary to twenty-five (25) schools in District 300. Pricing is to include delivery, materials and set up.

Additional Information

Contract pricing for instruments and equipment MUST be held and are effective 9/1/2022 –8/30/2023 to cover one (1) district fiscal year. Purchase Orders will be processed by individual sites, on an as needed basis.

All instruments must include a high quality case, mouthpiece and bow kit. Winds, percussion (except general music), and strings must be inspected, set up, and ready for students by an authorized service provider prior to being delivered to District 300. Instruments should not be direct shipped from the manufacturer.

Bid contract pricing to include all packaging, handling, delivery charges, and set up by authorized service provider.

Vendor to provide break level pricing in the supplied Response Form – Part B.

Vendor to provide product lead-time in the supplied Response Form – Part B.

Vendor to provide the authorized service provider contact information that will be utilized if you are awarded the contract to provide any type of music instrument. Please provide this information on bid response form – Part A.

If vendor is bidding an alternate product where substitutes are permissible, vendor is to provide a web link to the alternate(s) in the supplied Bid Response Form Part B.

All invoices must be submitted with the same pricing specified in the bid response form in order to expedite payment in a timely fashion.

Delivery

Inside delivery required. It is the expectation of District 300 that equipment will be received within 45 business days of receipt of purchase order.

BID RESPONSE FORM – PART A

Contract Pricing of Musical Instruments and Equipment

Contact Information For Order Placement		Service Provider – Winds / Brass	
Name:	Cassandra Thuneman	Name:	Cassandra Strings, Inc.
Phone:	847-458-7386	Phone:	847-458-7386
Email:	info@cassandrastrings.com	Email:	info@cassandrastrings.com
Fax:	N/A	Fax:	N/A
Service Provider - Percussion		Service Provider - Strings	
Name:	Cassandra Strings, Inc.	Name:	Cassandra Strings, Inc.
Phone:	847-458-7386	Phone:	847-458-7386
Email:	info@cassandrastrings.com	Email:	info@cassandrastrings.com
Fax:	N/A	Fax:	N/A

Vendor has received: Addendum #1 Yes X No _____ Addendum #2 Yes _____ No _____

COMMENTS AND ADDITIONAL INFORMATION

The undersigned hereby certifies that she/he has read, understands and agrees that acceptance by the Board of Education of the bidder's offer by issuance of a purchase order(s) or other documents(s) will create a binding contract. Further, she/he agrees to fully comply with the specifications and other documentary forms and regulations made a part of this specific procurement of contract. The bidder must comply with all State and Federal Regulations including FEPC, the Illinois Laborer's Act and the Illinois Prevailing Wage Act, with preference to Public Act 86-799 which states "...not less than the prevailing rate of wages as found by the public body or Department of Labor or determined by the court on review shall be paid to all laborers, workers and mechanics performing work under the contract." The Illinois Department of Labor prevailing wages for the county where the project will be undertaken is posted online at <https://www.illinois.gov/idol/Laws-Rules/CONMED/Pages/prevailing-wage-rates.aspx>.

Cassandra Strings, Inc.
 Name of Company/Corporation

215 S Main St
 Street Address


Algonquin, IL, 60102
 City, State, Zip Code

847-458-7386
 Telephone Number

N/A
 Fax Number

Email address - info@cassandrastrings.com

90 Days
 Length of time bid is firm

Bid Submitted by:

 Authorized Signature

Cassandra Thuneman
 Please Type or Print Name

N/A
 Illinois License Number

**COMMUNITY UNIT SCHOOL DISTRICT 300
SUPPLY BID – GUIDE TO FILLING OUT THE BID SPREADSHEET**

Requirements: Microsoft Excel v 2016 (minimum)

The bid sheets are provided in a Microsoft Excel format. Much of the worksheet is informational. The following will provide instructions for entering your information as well as how to save and submit the spreadsheet with your bid. The pricing information is keyed by selecting the tab following the Bid Response Tab within the Excel workbook.

Entering Information into the Spreadsheet:

- 1) Once the spreadsheet is open fill in the Vendor Information Section at the top. All fields should be completed.
The contact person indicated on the spreadsheet will be the person we contact in the event we have a problem with the file.
- 2) Columns meant as informational only are highlighted grey.
- 3) Columns meant for your input have been left white, and are the following: G through Q
- 4) If you are NOT bidding on an item we ask you type in the words NO BID (in capitals) under the column labeled Vendor Number for each item the NO BID pertains to.
- 5) Only write notes in the column labeled Vendor Comments.

Saving and Submitting the Spreadsheet:

- 1) Save the file with the following naming convention:
XXXXXXXXXXXXXXXXXXXX.xls

X signifies the name of your company
Y signifies the bid name – i.e. music equipment.

BID RESPONSE FORM

Contract Pricing of Musical Instruments and Equipment
Bids are as indicated on the attached sheets are hereby presented to the Board of Education of Community Unit School District #300. It is understood that:

1. Where specifications indicate a particular brand name or manufacturer's catalog number, it shall be understood to mean "equal or better", unless "No Substitute" is specified. Alternate bids must be identified by brand name and catalog number.
2. The Board of Education reserves the right to reject any and all bids and to accept all or part of any bids submitted.
3. Separate purchase orders will be issued to the successful bidders for delivery to any of the district sites, located in Algonquin, Carpentersville, West Dundee, Lake in the Hills, and Sleepy Hollow.
4. Prices quoted shall include all charges for handling, transportation and delivery.
5. All items bid are F.O.B. destination.
6. Community Unit School District #300 is Tax Exempt.
- Tax Exemption Number - E9996-0079-07.

Vendor has received Addendum (IF APPLICABLE)
#1 - X #2 - #3 -

The undersigned hereby certifies that she/he has read, understands and agrees that acceptance by the Board of Education of the bidder's offer by issuance of a purchase order(s) or other document(s) will create a binding contract. Further, she/he agrees to fully comply with the specifications and other documentary forms and regulations made a part of this specific procurement of contract. The bidder must comply with all State and Federal Regulations including FEPC, the Illinois Laborer's Act and the Illinois Prevailing Wage Act, with preference to Public Act 86-799 which states "...not less than the prevailing rate of wages as found by the public body or Department of Labor or determined by the court on review shall be paid to all laborers, workers and mechanics performing work under the contract." The Illinois Department of Labor prevailing wages for the county where the project will be undertaken is posted online at <https://www.illinois.gov/dol/Laws-Rules/CONMEDV/Pages/prevailing-wage-rates.aspx>

Cassandra Strings, Inc.
NAME OF COMPANY /CORPORATION
215 S Main St
STREET ADDRESS
Algonquin
CITY
IL
STATE
60102
ZIP
(847) 458-7386
TELEPHONE NUMBER
N/A
FAX NUMBER
info@cassandrastings.com
EMAIL ADDRESS

FEIN NUMBER
24-4401419
ILLINOIS LICENSE NUMBER
N/A

BID SUBMITTED BY:

SIGNATURE OF AUTHORIZED AGENT (REQUIRED)

Cassandra Thuneman
PLEASE TYPE OR PRINT NAME
7/7/2022
DATE



DISTRICT 300

COMMUNITY UNIT SCHOOL DISTRICT NO. 300 BOARD of EDUCATION MEMO

DATE: 9/12/2023

TO: Dr. Susan Harkin, Superintendent
Board of Education

FROM: Jonathan Mickle,
Director of Facilities

SUBJECT: Salt and Ice Melter 2023/2024

Presented at the following Board Meetings	
Board Operations Committee	9/12/2023
Policy/Legislative	
School Utilization	
BOE 1st Reading	9/12/2023
BOE 2nd Reading	9/26/2023

Background

Exclusive of our contracted services for snow removal and parking lot ice control bid, the building and grounds department uses treated bulk salt and rock salt for our internal needs for sidewalks, crosswalks, and minor parking lot applications. Bagged salt is distributed to individual schools for local application to doorways and sidewalks.

Bid specifications were released on August 15th, 2023. Bids were opened on August 30th, 2023. There were three (3) qualified bids for bulk rock salt, three (3) qualified bidders for bulk ice melt, and four (4) qualified bidders for bagged ice melter.

Administrative Recommendation

The administration recommends that we award the contracts as follows:

Conserv FS, Wauconda, IL, award contract pricing for the purchase of Bulk Salt, Bulk Ice Melter Salt, and Bagged Ice Melter based on 550 tons bulk product and 2000 pounds bagged combined for an estimated \$67,950.00.

Fiscal Impact

The total combined estimated spent on bulk salt, ice melter salt, and bagged salt for 2023/2024 is \$67,950.

Bulk Salt and Ice Melter will be paid from the operations and maintenance fund (20).

**COMMUNITY UNIT SCHOOL DISTRICT 300
 CONTRACT PRICING FOR BULK ROCK SALT, BULK ICE MELTER, AND BAGGED ICE MELTER
 WEDNESDAY, AUGUST 30, 2023 11:00 AM**

COMPANY	References	Certifications	Vendor App	W-9	Samples	Spec. Sheets	Signed Bid Form	Addendum 1	Comments
ARLINGTON POWER									
CARGILL INC - SALT ROAD SAFETY									NO BID
COMPASS MINERALS									NO BID
CONSERV FS	Y	Y	Y	Y	Y	Y	Y	Y	
MIDWEST SALT	Y	Y	Y	Y	Y	Y	Y	Y	
MORTESON	Y	Y	Y	Y	Y	Y	Y	N	
MORTON SALT									NO BID
RUSSO POWER									
SALT XCHANGE									
SITEONE LANDSCAPE SUPPLY	Y	Y	Y	Y	Y	Y	Y	Y	
SNOW JOE									

Administration Recommendation:

Conserv FS, Wauconda, IL, award contract pricing for the purchase of Bulk Salt, Bulk Ice Melter Salt and Bagged Ice Melter based on 550 tons bulk product and 2000 pounds bagged combined for an estimated amount of **\$67,950.00**.

**COMMUNITY UNIT SCHOOL DISTRICT 300
 CONTRACT PRICING FOR BULK ROCK SALT AND BAGGED ICE MELTER SALT
 WEDNESDAY, AUGUST 30, 2023 11:00 AM**

	34-0342		34-0324		34-0331		34-0325		34-0323		34-0003		Comments
Vendor	Bulk Rock Salt		Bulk Ice Melter Salt		Bulk Ice Melter Salt		Bulk Ice Melter Salt		Bagged Ice Melter Salt 15 F - 50 lb. bag		Maximum Load (880 bags)		
	Minimum Load (10 tons)	Maximum Load (21 ~ 25 tons)	Minimum Load (10 tons)	Maximum Load (21 ~25 tons)	Minimum Load (10 tons)	Maximum Load (21 ~25 tons)	Minimum Load (440 bags)	Maximum Load (440 bags)					
Arlington Power	\$ 101.47	\$ 101.47	\$ 119.47	\$ 119.47	\$ 6.90	\$ 6.90							
Conserv	\$ 105.00	\$ 91.00	\$ 124.00	\$ 111.00	\$ 5.95	\$ 5.70							
Midwest Salt	No Bid	\$ 96.36	No Bid	\$ 110.36	\$ 5.75	\$ 5.95							
Mortenson	No Bid	No Bid	No Bid	No Bid	\$ 8.28	\$ 8.18							
SiteOne	No Bid	\$ 109.93	No Bid	\$ 124.99	\$ 70.05	\$ 70.05							Max Load is 22-24 tons
Award		\$22,750.00		\$33,300.00		\$11,900.00							



COMMUNITY UNIT SCHOOL DISTRICT NO. 300 BOARD of EDUCATION MEMO

DATE: September 12, 2023

TO: Susan Harkin, Superintendent
Board of Education

FROM: Shelley Nacke, Chief of Education
Services

Presented at the following Board Meetings	Date
Construction/Facility	
Finance	
Policy/Legislative	
School Utilization	
BOE 1 st Reading	9/12/2023
BOE 2 nd Reading	9/26/2023

SUBJECT: STAR Autism Support (SAS) Coaching Services

Background

Implemented last year, the District LEAP program has benefited from STAR Autism Support (SAS), which provides curriculum materials, workshops, and training to school staff who work with students with autism. STAR helps staff successfully implement research-based applied behavior analysis (ABA) techniques. STAR helps school districts to develop the capacity to serve students with autism (PreK-Secondary) by providing sustainable local resources such as in-district coaches, training sites, and curriculum to assist with the implementation of evidence-based practices.

The coaching plan includes:

- One one-day virtual STAR Overview Workshop for new users
- One half-day virtual Administrator Workshop
- Four in-person four-day visits from a STAR trainer.
 - Each visit will focus on program setup and environment, exposure to the training model, fidelity checklist review, coaching certification, administrator checklist review, and classroom implementation.
- Curriculum for one classroom
- Online subscription for two classrooms.

Administrative Recommendation

The Administration recommends approval of the purchased services.

Fiscal Impact

The cost of the coaching services plan is \$46,485.00 from IDEA funds.

CUSD 300, 2023-24 Pricing

Training & Additional Licenses

Quantity	Item	Pricing Formula/ Per Day/Unit	PRICE
Workshops			
1 day	STAR Overview Workshop for New Users (Virtual)	\$1,925.00	\$1,925.00
1/2 day	Administrator Workshop (Virtual, Principals and Related Services)	\$1,250.00	\$1,250.00
		<i>Workshop Total:</i>	<i>\$3,175.00</i>
Coaching*			
4 days	Visit 1 STAR Training Site and Coach Development (1 trainer, in-person)	\$2,500.00*	\$10,000.00
4 days	Visit 2 STAR Training Site and Coach Development (1 trainer, in-person)	\$2,500.00*	\$10,000.00
4 days	Visit 3 STAR Training Site and Coach Development (1 trainer, in-person)	\$2,500.00*	\$10,000.00
4 days	Visit 4 STAR Training Site and Coach Development (1 trainer, in-person)	\$2,500.00*	\$10,000.00
		<i>Coaching Total:</i>	<i>\$40,000.00</i>
Curriculum			
1	STAR Kit 2nd Edition, Combination Kit, Includes First Year Access to MC/SOLS	\$1,595.00	\$1,595.00
2 Classrooms	STAR Primary Online, 1 Year Subscription Renewal	\$795.00	\$1,590.00
	<i>Shipping (STAR Kits Only)</i>	-	<i>\$125.00</i>
		<i>Curriculum Total:</i>	<i>\$3,310.00</i>

GRAND TOTAL: \$46,485.00

*Daily coaching rates include all travel expenses.



DISTRICT 300

COMMUNITY UNIT SCHOOL DISTRICT NO. 300 BOARD of EDUCATION MEMO

DATE: 9/12/2023

TO: Dr. Susan Harkin, Superintendent
Board of Education

FROM: Mark Wetzel, Assistant
Superintendent of Schools

SUBJECT: Post Prom Cruise Contract (DCHS)

Presented at the following Board Meetings	
Board Operations Committee	
Policy/Legislative	
School Utilization	
BOE 1st Reading	9/12/2023
BOE 2nd Reading	9/26/2023

Background

Dundee-Crown's post-prom is held for all prom participants following our prom's conclusion at the Hyatt Regency O'Hare. All students who attend prom are bussed from the Hyatt Regency to Navy Pier, where they board a midnight cruise on Lake Michigan. On the cruise, students are served fountain drinks, water, coffee, tea, and buffet-style food. In addition to seeing the Chicago skyline from Lake Michigan, there are multiple DJs and floors for students to continue to dance in a safe environment.

Administrative Recommendation

The administration recommends that the Board approve the contract to secure the post-prom venue for April 27, 2024.

Fiscal Impact

There is no fiscal impact- ticket sales will absorb the cost and reimburse the building budget account.



DUNDEE CROWN HIGH SCHOOL POST PROM

Saturday, April 27, 2024

Boarding: 12:00 AM

Cruising: 12:30 AM-02:30 AM

Vessel: Spirit of Chicago

Erica Hopp

1 CHARGER COUNTRY DR Carpentersville International 60110 US

(847) 426-1415

erica.hopp@d300.org

Departing: Navy Pier

600 E Grand Ave, Chicago, IL 60611,
USA

Disembarking: Navy Pier

600 E Grand Ave, Chicago, IL 60611,
USA

Brandon Redner

455 N Cityfront Plaze Dr Suite 2600 Chicago IL 60611 US
(312) 561-9361

brandon.redner@cityexperiences.com

Order Number: 19724995

Guest Count: 500

Cruise Experience

Charter Price List

Our Chicago Signature Dinner Cruise is an unforgettable way to experience the city from the water. Spend your evening on Lake Michigan with dining, picturesque views, dancing, DJ entertainment, and an assortment of games. While onboard, you'll enjoy our chef-prepared buffet, a fully stocked juice and soda bar, and incredible views of Chicago's skyline and attractions from our climate-controlled interior and open-air rooftop decks.

Cruise Includes:

- A two or two-and-a-half-hour cruise on Lake Michigan
- Delicious buffet with freshly prepared entrees, salads and desserts
- The best views of Chicago's skyline and attractions
- Onboard entertainment with DJ music, access to shared spaces and interactive games

Additional information

- Our decks are climate-controlled to cruise year-round in all weather conditions
- Most guests choose comfortable, casually stylish attire
- We do our best to accommodate dietary restrictions

Order Details

Full Ship Charter
Handicapped Seating Not Requested
100% Seating Not Guaranteed
DJ Entertainment

Terms

Deposit: In order to hold pricing a **\$14,745.00** deposit must be received by **10/31/2023**.

Guaranteed Guest Count: Due **04/06/2024**. (21 days prior to sailing)

Final Balance: Due **04/06/2024**. (21 days prior to sailing)

****City Cruises will not accept check payments less than 21 days prior to the event date****

Tax Exempt Groups

- All tax-exempt forms must be issued from the state of Illinois in order to be eligible for tax exemption.
- Tax-exempt groups are not exempt from the Chicago Amusement Tax unless they qualify for and receive from the City the limited exemption for certain fundraising events, as outlined in the City of Chicago Municipal Code Section 4-156-020 (sections B (5) and C).

COVID-19 Note

You and your guests will comply with all applicable health orders in effect on the date of your cruise, including without limitation vaccination requirements and masking requirements. We will comply with all health orders in effect on the date of your cruise that apply to our employees. For more information, please visit: <https://www.chicago.gov/>

Item/Type	Quantity	Unit Price	Total
Comp Ticket - Escort	20	\$0.00	\$0.00
Spirit Student Post Prom Moonlight Package	500	\$49.37	\$24,685.00
Spirit Student Post Prom Moonlight Ticket			
Soda & Juice - Student Packages			
Private Student Moonlight Menu			
Nothing Else Available	1	\$0.00	\$0.00
Discounted Student Rate	500	-\$8.30	-\$4,150.00
DJ Entertainment	1	\$0.00	\$0.00
Student Socialbooth - DN	1	\$900.00	\$900.00

Item/Type	Quantity	Unit Price	Total
Ticket Shipping - Ground (3 Day Delivery)	1	\$20.00	\$20.00
Security Fee	1	\$1,600.00	\$1,600.00
Fiesta Deck Charter	1	\$0.00	\$0.00
Jubilee/Celebration Deck Charter	1	\$0.00	\$0.00
		Subtotal	\$23,055.00
		Fees	\$5,935.50
		Taxes	\$499.50
		Total	\$29,490.00
		Deposit Amount	\$14,745.00
		Deposit Due on	10/31/2023
		Payment	\$0.00
		Final Balance Due	\$29,490.00

Passenger Agreement

PASSENGER CHARTER AGREEMENT

This Passenger Charter Agreement is a legally binding agreement between Dundee-Crown High School (“Charterer”) and Hornblower Cruises and Events, LLC. for the event described (“Event”) on the attached Cruise Summary. The attached Cruise Summary is incorporated by reference and made a part of this Passenger Charter Agreement, (collectively the “Agreement”).

This Agreement is between to Hornblower Cruises and Events, LLC, dba City Cruises anchored by Hornblower and Charterer, and is not enforceable by any other party.

1. Defined Terms. These defined terms are in addition to any other terms defined throughout this Agreement.

“City Cruises” refers to Hornblower Cruises and Events, LLC, dba City Cruises anchored by Hornblower, and for the purposes of the defenses, limitations of liability and its rights in this Agreement only, it also includes City Cruises’ Directors, Officers, agents, owners, employees, charterers (other than You) and the ship on which You have or will travel.

“Laws and Regulations” means all requirements of all laws, orders, ordinances, and regulations of the federal, state, county, and municipal authorities, the terms of this Agreement, and directives and orders from City Cruises and its employees, and the captain and personnel of the Ship.

“Passenger” refers to You (whether participating in the event or not) and any and all persons traveling under the Agreement, including all of Your guests and any of Your third-party vendors.

“You” or “Your” refers to the Charterer under this Agreement.

2. Deposit & Payment Terms . To secure Your Event, City Cruises requires a deposit of 50% of the total event price (“Deposit”), as shown in the Cruise Summary, along with this signed Agreement. You must provide City Cruises with a final guaranteed guest count at least twenty-one (21) days before the date of Your Event, and that guest count will then be the basis for a minimum charge for Your Event. If You do not provide City Cruises with that final guest count at least fourteen (14) days before the date of the Event, the most recent Cruise Summary calculation will be the minimum charge. If You request any menu changes to any pre-selected menu less than fourteen (14) days prior to the date of the Event, You agree to pay the full cost of any such changes as billed to You. All outstanding balances on Your total Event price (“Total”), including those based on the final guaranteed guest count, are due twenty-one (21) days before the date of the Event. City Cruises has the right to cancel Your reservation and this Agreement, and keep the total of any payments received, if any amount owed to City Cruises is not paid in full by the required payment date. Please do not risk cancellation by making late or only partial payment. All payments should be made in cash, certified check, ACH/wire, company check or credit card. If You give City Cruises a dishonored check, You agree to repay City Cruises for the full amount of the failed payment, and to pay for all costs, including reasonable attorneys’ fees, City Cruises incurs in collecting these amounts. You agree to pay any applicable Federal, state, county, or municipal transaction taxes related to this Agreement except in the case where You have submitted valid tax-exempt documentation.

3. Number of Passengers. You agree to pay for all guaranteed guests as determined under Section 2 on this Agreement regardless of whether they attend the Event. Passengers may be added if space is available. You agree to pay for any additional passengers You bring to the Event that exceed the number of passengers guaranteed on this Agreement at the same rate listed in the Cruise Summary. Payments for any such additional guests, or additional services You request either before or during the Event, are due at the end of the Event.

4. Cancellation Terms. Once You have posted Your Deposit and given City Cruises this signed Agreement that City Cruises has accepted, City Cruises will reserve the vessel, or portion thereof, for the Event (“Ship”), for the times specified and start to make all necessary arrangements. That means that City Cruises will not book a conflicting event and will be required to turn away other requests. For that reason, and because of the work City Cruises will have performed, City Cruises’ cancellation fee policy is as follows: (a) In the event City Cruises receives a written cancellation notice from You at least one hundred twenty (120) days before the date of the Event, City Cruises will retain 25% of the Total and will refund the remainder of the Deposit; (b) If City Cruises receives a written cancellation notice from You less than one hundred twenty (120) days before the date of the Event, but more than twenty-one (21) days before that date, City Cruises will retain the full Deposit; (c) If City Cruises receives a written cancellation notice from You twenty-one (21) days or less before the date of the Event, You will be liable for the full amount of the fees shown in the Total. Any deposits given to City Cruises less than twenty-four (24) hours before departure are non-refundable. Cancellations due to Force Majeure are outlined below in this Agreement.

5. Taxes and Fees. Applicable state and local taxes, fuel surcharge fees, administrative fees and landing fees are included in the Total. These taxes and fees are not distributed to employees. Tax-exempt groups are required to submit a tax-exempt letter from the applicable jurisdiction. Photo packages are taxed on the portion of the retail price related to estimated photo finishing costs, which is 10%. The ticket price is allocated 30% to the meal and 70% to the cruise. Any administrative fee does not represent a tip or gratuity for City Cruises’ service staff and is used to cover certain direct cruise costs related to the operation of the cruise. Similar to a banquet facility, City Cruises’ service staff is paid a higher

hourly wage to provide Your onboard service. It is appropriate to leave a gratuity for any onboard purchases or if You feel that You received exceptional service. Any such gratuities will be distributed to designated team members of City Cruises' crew who performed services for the Event and You agree that City Cruises may do so.

6. Boarding Time, Disembarkation, & Parking. Please refer to the Cruise Summary for the exact boarding time of Your Event. City Cruises anticipates the Ship to return to the dock approximately fifteen (15) minutes before the scheduled end time. It is expected You shall use this time for disembarkation. In the event You and Your guests have not fully disembarked the Ship within fifteen (15) minutes after the scheduled end time, City Cruises reserves the right to charge You a reasonable overtime charge.

7. Food and Beverages. Coffee, tea and iced tea are included with the price of Your Event. If You have not pre-purchased a bar package for Your group, alcohol and soft drinks are available for purchase on board. No food or beverage may be brought onto the Ship without City Cruises' prior authorization, granted in City Cruises' sole discretion. No food or beverage may be removed from the Ship.

8. Legal Authority of Signor. You represent and warrant to City Cruises that You are duly authorized to execute and deliver this Agreement and that this Agreement, when executed, constitutes a binding and legal obligation enforceable against You in accordance with its terms.

9. Change in Itinerary/Cancellation. Water travel involves uncertainties not present in land facilities. City Cruises may, in its sole discretion, remain dockside, substitute vessels, change the course or schedule of the Event, discontinue the Event, or cancel the Event for any reason. City Cruises shall have no liability arising from any such change of course or schedule, change of vessel, discontinuance, cancellation, or other failure to depart from or arrive at any port at the scheduled or announced time. Except as otherwise provided herein, if the Event is cancelled before commencement, You will be entitled, as Your exclusive remedy, to receive a refund of the total payments City Cruises has received from You for the Event. In no event will City Cruises be liable to You for any damages including but not limited to compensatory, consequential, incidental, exemplary or punitive damages.

10. Guest Comfort and Safety. City Cruises agrees to transport the number of Passengers stated in this Agreement. Additional passengers may be added based on availability. In the interests of safety, You may not have more guests on the Ship for the Event than the Ship is certified by the United State Coast Guard to carry. You agree to pay for all Passengers who are actually on the Ship and in any event for not less than the number of guaranteed Passengers which is based on this signed Agreement. You must provide appropriate adult chaperones over the age of 25 to accompany groups under eighteen (18) years of age. City Cruises reserves the right to require security services for the Event, at Your sole cost.

11. Alcohol; Illegal and Controlled Substances. City Cruises has a zero-tolerance policy. No one under the age of twenty-one (21) will be served, or may consume, alcoholic beverages onboard. City Cruises reserves the right to deny or restrict the service of alcohol to any Passengers. You may not attempt to have City Cruises serve alcohol, or Yourself serve alcohol or misrepresent the age of a Passenger, with the intention of causing consumption of alcohol on the Ship by a minor. The use of illegal or controlled substances, including marijuana, on the Ship is prohibited. Remember while aboard the Ship Federal controlled substance laws apply, and You are subject to the jurisdiction of the United States Coast Guard. City Cruises reserves the right to discontinue the Event if illegal or controlled substances, including marijuana, are being used. No refunds or exchanges will be given. Neither may You, anyone acting for You, or Your guests bring animals, alcoholic beverages (except by special arrangement with City Cruises), explosives, firearms, illegal substances, or articles of a dangerous or damaging nature aboard the Ship. Unless City Cruises has given its express prior written approval thereto, all Passengers boarding the Ship for a Moonlight Cruise (any Event beginning after 11:00 p.m.) must be 21 years of age or older and must present a valid picture I.D. Neither City Cruises nor its employees shall be liable for any mistake in judgment making this determination.

12. Passenger Condition/Disabled Guests. City Cruises welcomes the opportunity to host and assist disabled guests. Please help City Cruises by telling City Cruises (preferably in writing) at the time You book Your Event, or as soon as possible, of any guest needing special assistance due to physical or mental disability requiring special accommodation during the Event. Please also let City Cruises know if a service animal is contemplated, so City Cruises can be helpful. City Cruises may limit the availability of passage if unable to accomplish an accommodation consistent with passenger safety.

13. Passenger Screening and the Authority to Refuse Transport and Remove Passengers. City Cruises strives to conduct a safe enjoyable Event for all guests. In accordance with the Maritime Transportation Security Act of 2002, all passengers and their belongings are subject to search as directed by City Cruises' Captain or his/her designee. City Cruises reserves the right to refuse to transport any Passenger, and to eject any Passenger at any port of call, at the Passenger's expense. If any Passenger shall be ill, injured, act in a disorderly manner, or fail to comply with the Laws and Regulations or any directive established during the Event for the general safety and comfort of others aboard the Ship, one of City Cruises' employees (most likely the Captain or his/her designee) will be the sole judge of the condition of the Passenger and the appropriate measures to be taken. Neither City Cruises nor its employees shall be liable for any mistake in judgment making this determination.

14. Approved Activities. Not every activity is appropriate for City Cruises' vessels. City Cruises reserves the right to approve all Event activities. Only approved activities shall take place. You agree to obtain all special permits or licenses required for Your Event at Your expense. You will deliver all required permits or licenses to City Cruises thirty (30) days prior to the Event. City Cruises shall display any permits during the Event.

15. Compliance with Laws and Regulations. You agree to observe and obey all the Laws and Regulations, inform all Passengers You bring with You of the Laws and Regulations, and obtain the consent of all Passengers to observe and obey the Laws and Regulations.

16. Third Party Vendors. You agree not to hire anyone to perform services or sell goods in the boarding area or on board the Ship unless You notify City Cruises in advance, and City Cruises reserves the right to refuse such services or goods if inappropriate. City Cruises reserves the right to require satisfactory evidence of general liability insurance naming City Cruises as an additional insured and worker's compensation insurance with a waiver of subrogation as to City Cruises from those You hire or employ to be aboard City Cruises' vessels and facilities. Anyone You hire will work only for You, and they are not City Cruises' subcontractors or employees. You agree to be solely responsible to insure, defend, indemnify and hold harmless City Cruises from any claims involving those You hire in conjunction with Your Event.

17. Passenger Liability and Responsibility for Your Guests. Please help City Cruises assure a safe and enjoyable time for all. (a) You are responsible for the conduct and supervision of the Passengers on the Ship, including compliance with Sections 7 (Food and Beverage), 12 (Alcohol; Illegal and Controlled Substances), and 16 (Compliance with Laws and Regulations); (b) You agree to promptly pay City Cruises for any and all loss of or damage to the Ship, any equipment, decoration or fixtures caused by You or any Passenger attending the Event, including any damage or loss caused by the failure to act in accordance with the terms of this Agreement, or a directive of the Ship's crew; (c) You will be required to reimburse City Cruises for the full replacement cost and/or any and all loss or damage to City Cruises or the Ship as a result of any material misrepresentation made by You, including but not limited to, any false statements concerning the intended activity of Your group, the falsely claimed need to provide Passengers with medical services, or the unfounded claim of injury; (d) You will be required to reimburse City Cruises for the full replacement cost and/or any and all loss or damage to City Cruises as a result of any personal injury or damage caused by Your negligent or wrongful acts or omissions or the negligent or wrongful acts or omissions of any Passenger, including any minor.

~~**18. Publicity.** You hereby irrevocably grant to City Cruises the right to use, reproduce, create derivative works of, publish, display, and otherwise make publicly available Your name, voice, image, likeness and any other identifying characteristics of You as contained in images, video, film or sound recordings from the Event, in any manner, on or in City Cruises' products, merchandise, goods or for purposes of advertising, promoting or otherwise selling City Cruises' services, and soliciting purchases of, products, merchandise, goods or services, in any and all media, including its websites and social media channels, on a perpetual and worldwide basis, all without compensation to You. You release City Cruises from any liability arising from such use, including, without limitation, claims for invasion of privacy, infringement of Your right of publicity, false light and defamation. You further agree to cooperate fully with City Cruises, upon City Cruises' request, in obtaining all necessary releases from any Passengers shown or depicted in any recordings or photographs from the Event.~~

19. Indemnification. You agree to indemnify, defend, and hold City Cruises harmless for (a) any damages, liabilities, losses, penalties, fines, charges or other expense incurred by or imposed upon City Cruises, arising from or relating to any alleged negligent or wrongful act, omission or violation of Laws or Regulations by You, or any Passenger, including any minor Passenger; and (b) any liability, cost or expense (including all legal expenses) incurred by or imposed upon City Cruises, associated with the defense or settlement of any claim, directly or indirectly related to personal injury, death or property damage arising from or relating to any alleged negligent or wrongful act of You, or any Passenger. Further City Cruises agrees to indemnify and hold You harmless, including all Directors, Officers, agents, owners, affiliates and independent contractors, from any liability or costs (including reasonable legal fees) incurred in defense of any claim made by any person (including members of Your party) arising from injuries or death to persons or damage to property caused by the negligent acts or omissions of City Cruises and/or its employees.

20. Limitation of Liability. (a) In the event a passenger is injured, becomes ill, dies, or property is lost or damaged, city cruises will not be liable for any damages unless the occurrence was due to city cruises' negligence or willful fault. City Cruises disclaims liability under any circumstances for infliction of emotional distress, mental suffering or psychological injury which was not: (i) the result of physical injury to a passenger caused by the negligence or fault of a crewmember or the manager, agent, master, owner or operator of the ship; (ii) the result of the passenger having been at actual risk of physical injury, and such risk was caused by the negligence or fault of a crewmember or the manager, agent, master, owner or operator of the ship; or (iii) intentionally inflicted by a crewmember or the manager, agent, master, owner or operator of the ship. In no event will city cruises be liable for any consequential, incidental, exemplary or punitive damages. (b) City Cruises assumes no liability in respect of the acts or omissions of any third party. In addition to the limitations of, and exemptions from, liability granted under the agreement, City Cruises also retains any and all limitations of, and exemptions from, liability accorded to ship owners and tour operators by statute or rule of law including, without limitation, those provided for in 46 United States code app. sections 30501-30511. (c) To the maximum extent permitted by law, including 46 United States code. sections 30501-30511, You, on behalf of yourself and any and all of your heirs, successors and assigns, covenant not to sue or to institute or cause to be instituted any kinds of claim or action in any foreign, federal, state or local agency or court against City Cruises arising out of, in the course of, from or attributable to the event or the agreement.

The novel coronavirus, COVID-19, has been declared a worldwide pandemic by the World Health Organization. COVID-19 is extremely contagious and is believed to spread mainly from person-to-person contact. In keeping with federal, state and local guidelines, City Cruises has put in place comprehensive preventative measures aimed at preventing the introduction to and the spread of COVID-19 during your event; however, despite City Cruises' mitigating efforts, City Cruises **cannot guarantee** that passengers will not be exposed to COVID-19 during your cruise. Therefore, without limiting the foregoing limitation of liability, the following terms and conditions are effective for all events:

(1) Guest assumption of risk - passengers acknowledge the contagious nature of covid-19 and that, despite City Cruises' effort to mitigate such dangers, passengers may be exposed to or infected by COVID-19 during your participation in the event, and that such exposure or infection may result in personal injury, illness, permanent disability, or death. Passengers understand that the risk of becoming exposed to or infected by COVID-19 may result from the actions, omissions, or negligence of anyone. Passengers assume all of the foregoing risks and are solely responsible for any resulting injury (including, but not limited to, personal injury, disability, and death), illness, damage, loss, claim, liability, or expense, related to COVID-19, that passengers may experience or incur in connection with the event ("COVID claims").

(2) Guest waiver of City Cruises' liability - passengers release, covenant not to sue, discharge, and hold harmless City Cruises, its employees, agents, and representatives, of and from the COVID claims, including all liabilities, claims, actions, damages, costs or expenses of any kind arising out of or relating thereto. This release includes any claims based on the actions, omissions, or negligence of City Cruises, its employees, agents, representatives, vendors, and independent contractors whether a COVID-19 infection occurs before, during, or after participation in the event.

21. Time Limits for Noticing Claims and Filing and Service of Lawsuits. (a) In any case governed by 46 United States code section 30508, passengers may not maintain a lawsuit against City Cruises or the ship for loss of life or bodily injury unless written notice of the claim is delivered to City Cruises not later than six (6) months after the day of death or injury, the lawsuit is commenced not later than one (1) year after the day of death or injury, and valid service of the lawsuit on City Cruises is made within thirty (30) days following the expiration of that one (1) year period. (b) For all other claims, including but not limited to claims for loss or damage to property, breach of agreement, illness or death or injury, not governed by 46 United States code section 30508, passengers may not maintain a lawsuit against City Cruises or the ship, nor will City Cruises or the ship be liable therefore, unless City Cruises is provided with written notice of claim within thirty (30) days after conclusion of the event, the lawsuit for such claim is commenced not later than one (1) year after conclusion of the event, and valid service of the lawsuit on City Cruises is made within thirty (30) days following the expiration of that one (1) year period. In the case of a claim by or on behalf of a minor or legally incompetent person, the time periods described above shall begin to run on the earlier of: (i) date of appointment of a legal representative for the minor or legally incompetent person, or their estate (as the case may be); or (ii) three (3) years after the day of death, injury or damage, as applicable.

22. Governing Law. The Agreement and its interpretation shall, to the maximum extent allowed, be governed by and construed in accordance with the general maritime law of the United States; to the extent such maritime law is not applicable, it shall be governed by and construed in accordance with the laws of the state from which the Ship departs.

23. Choice of Forum/Venue. The parties expressly agree that any and all disputes and matters arising under or in connection with the Agreement or the Event shall be litigated in and before the United States District Court located in the County of Cook, Illinois, or as to those lawsuits as to which the Federal Courts of the United States lack jurisdiction, in the courts of Chicago, Illinois, to the exclusion of all other courts.

24. Arbitration. The parties agree to submit any solely contractual dispute to binding arbitration. The arbitration shall be conducted by the American Arbitration Association in the venue specified in Section 24 above. The decision of the arbitrator shall be final and binding. The arbitrator shall have no authority to award damages exceeding those set forth in this Agreement.

25. Force Majeure. The parties shall not be responsible for any loss, damage, delay or failure of performance hereunder arising or resulting from: acts of God; acts of war; perils of the sea; acts of public enemies, pirates or assailing thieves; arrest or restraint of princes, rulers or people, or seizure under legal process (provided bond is promptly furnished to release the vessel); strike or omission; regulations adopted after the date of this Agreement by a health agency in response to a pandemic that prevents the Event from taking place; or thing whatsoever beyond the control of the parties; provided, however, that the occurrence of any of the above circumstances arising out of the failure of a prospective guest or other individual to be fully vaccinated against the coronavirus shall not be deemed a force majeure. Should either party be unable to perform due to the above, all Your deposits and payments will be credited towards a future cruise event to be performed within twelve (12) months of initial Event date. If City Cruises does not perform the Event for any of the reasons enumerated herein, or if the Captain deems it necessary to end the Event in the interest of safety to the crew, vessel or guests, You agree that City Cruises does not owe You damages and You will be entitled only to an appropriate refund, which City Cruises will determine, of what You have paid but which City Cruises was not able to provide. If for any reason, City Cruises does not provide the Ship You selected, City Cruises may provide one or more other vessels that are Coast Guard certified to carry the same or a greater number of guests, and City Cruises may also change the location from which the Cruise sails, if circumstances require it. If City Cruises fails to provide one or more other vessels that are Coast Guard certified to carry the same or a greater number of guests, City Cruises will refund one hundred percent (100%) of the deposit and fees You paid, but City Cruises will have no further obligations or any other liabilities to You or Your Passengers.

26. Transferability; Severability; Miscellaneous. Nothing contained in this Agreement shall limit or deprive City Cruises of the benefit of the applicable Federal Maritime Law, statutes and laws of the United States of America or the statutes and laws of the state from which the Ship departs. This Agreement constitutes the entire understanding and agreement between the parties and supersedes any prior oral, or implied or other agreements between the parties. This Agreement can only be modified by a writing signed by the parties. The Agreement cannot be transferred by

You. City Cruises shall be permitted to assign its rights or obligations under this Agreement, but no such assignment shall release City Cruises of any obligations pursuant to this Agreement. Any additions, deletions, or other alterations to, or waivers of any term of, the Agreement which are purported to have been made by City Cruises and which have not been agreed to in writing by City Cruises will not be legally binding upon City Cruises. Any provision of the Agreement which is prohibited or unenforceable in any jurisdiction will, as to such jurisdiction, be ineffective to the extent of such prohibition or unenforceability and the validity and enforceability of the remaining terms and conditions of the Agreement will not otherwise be affected, nor will the validity and enforceability of such provision be affected in any other jurisdiction. Unless otherwise specified herein, no failure or delay on the part of any party in exercising any right or remedy will operate as a waiver thereof; and each and every remedy will be cumulative and in addition to every other right or remedy provided herein or available at law or in equity. Section headings included herein are for convenience of reference only and shall not modify, define, expand, or limit any of the terms or provisions hereof. The representations, warranties, covenants, confidentiality, title, proprietary rights, and indemnification provisions set forth in this Agreement shall survive the termination of this Agreement and continue in full force and effect.

27. Electronic Copy. The parties agree that an electronic copy of this Agreement shall be deemed to be an original of this Agreement for all purposes.

Thank You For Choosing City Cruises anchored by Hornblower!

<p>08/25/2023</p> <hr/> <p>Date</p>	<p>Brandon Redner</p> <hr/> <p>Seller - Signature</p>
	<p>Brandon Redner</p> <hr/> <p>Seller Name</p>
<hr/> <p>Date</p>	<hr/> <p>Authorized Representative - Signature</p>
<p>Dundee-Crown High School</p> <hr/> <p>Name of Organization</p>	<p>Erica Hopp</p> <hr/> <p>Authorized Representative - Print Name</p>



COMMUNITY UNIT SCHOOL DISTRICT NO. 300 BOARD of EDUCATION MEMO

DATE: September 12, 2023

TO: Susan Harkin, Superintendent
Board of Education

FROM: Shelley Nacke, Chief of Education
Services

Presented at the following Board Meetings	Date
Construction/Facility	
Finance	
Policy/Legislative	
School Utilization	
BOE 1 st Reading	9/12/2023
BOE 2 nd Reading	9/26/2023

SUBJECT: Therapy Services – Ampersand Therapy

Background

Due to national staffing shortages, we must contract speech and language pathologists to provide required therapy services to students with Individual Education Plans (IEPs). Ampersand Therapy, LLC will contract with us to provide a speech and language pathologist who will provide in-person therapy at District 300 schools.

Administrative Recommendation

The Administration recommends approval of the contract.

Fiscal Impact

The district will pay Ampersand Therapy, LLC for the hours worked by one speech and language pathologist:

Hours per Week: 37.5

Bill Rate per Hour \$88.00

Total \$122,100.00 from Local Funds

AGREEMENT FOR THERAPY SERVICES

This Agreement for therapy services is entered into on (date) _____ by and between Ampersand Therapy, LLC ("AT") having its principal place of business at 14205 SE 36th Street, Suite 100, PMB #384 Bellevue, WA 98006 and Community Unit School District 300 ("District") having its principal place of business at 2550 Harnish Drive Algonquin, IL 60102.

This term for this Agreement is effective from date signed until the last day of the 2023-2024 school year, unless otherwise specified in a written and signed Addendum, or unless the Agreement is terminated by either party. No change, alteration, modification, or addition to this Agreement will be effective unless in writing and properly signed by both parties.

I. REQUEST FOR SPECIAL EDUCATION SPECIALISTS

AT will use its best efforts to supply District with Occupational Therapists, Physical Therapists, Speech-Language Pathologists, School Psychologists, Registered Nurses, and other Special Education specialists (hereafter collectively referred to as "Specialist/s") as requested by the District. AT will confirm placement of a Specialist with "Contractor Assignment Confirmations" in the form of written and signed Addendums to this Agreement. Nothing contained herein will guarantee that AT will be able to fill a particular request of the District. Further, nothing contained herein will guarantee that a Specialist, once assigned to the District, will be able to complete the assignment. If a Specialist is unable to complete an assignment for any reason, AT will make its best effort to find a replacement Specialist for District as soon as possible. In the event District is dissatisfied with the services of a particular Specialist, District's remedy is to notify AT of its dissatisfaction. If AT is unable to resolve District's dissatisfaction within a reasonable amount of time, AT will provide District with another Specialist if available. Neither District nor AT shall assign, sublet, or transfer any services provided in this Agreement without the written consent of the other.

II. SPECIALIST LICENSURE & SCREENING

All Specialists provided to District are appropriately certified and licensed according to federal and state laws in which they will be performing services. AT will maintain an employee file with verification of credentials, identity, and licensure, and will provide documentation to District upon request. Prior to provided services to children, AT will also conduct a statewide criminal background check, and will prohibit employment of any Specialist who has pled guilty or been convicted of any felony crime involving the physical and neglect of a child under RCW 9A.42, the physical injury or death of a child under Chapter 9A.32 or 9A.36, sexual exploitation of a child under Chapter 9.68A RCW, sexual offenses under Chapter 9A.44 RCW where a minor is the victim, promoting prostitution of a minor under Chapter 9A.88 RCW, or violation of similar laws of another jurisdiction. AT agrees, at its own expense, to comply promptly with all requirements of any existing federal, state, and local laws in connection with the performance of the services stipulated in this Agreement. AT certifies that neither it nor its principals are currently debarred, declared ineligible, or voluntarily excluded from participations in transactions by any federal department or agency.

III. EMPLOYEES OF AT

It is specifically understood that all Specialists provided to District are employees of AT, and AT is solely responsible for wages, benefits (if any), and all tax withholding of the Specialists. Neither AT nor District shall be entitled to any benefits to which employees of the other party are entitled, including, but not limited to, overtime, retirement benefits, workers compensation benefits, injury leave, or other leave benefits.

IV. SERVICES PROVIDED

AT shall provide all necessary professional services, with due diligence, to perform the following specific duties:

- Perform Occupational Therapy (OT), Physical Therapy (PT), Speech-Language Pathology (SLP), School Psychologist, School Nurse (RN) and other Special Education Services in accordance with the Individual Education Program (IEP) for each individual student
- Perform evaluations as mandated by signed referrals
- Present and interpret evaluation reports, progress notes, and treatment documentation to Special Education team members
- Set up treatment plans and execute therapeutic treatments to reach IEP goals
- Consult with Special Education team and staff on selection and/or modifications of therapeutic equipment, appliances, and physical arrangements of the environment to meet student needs
- Supervise the Certified Occupational Therapy Assistant (COTA), Physical Therapy Assistant (PTA) or Speech-Language Pathology Assistant (SLPA) to meet requirements (if COTA, PTA or SLPA is needed)
- Assist and train school staff in use of OT, PT, SLP or Psychologist recommended modifications and Assistive Technology
- Conduct OT, PT, SLP, Psychology, or other student screening as required
- Collaborate on 504 plans
- Provide recommendations to school staff on OT, PT, SLP, or Psychology related areas as requested
- Comply with specific protocols regarding treatments, documentation and meetings as directed by District
- Comply with the confidentiality requirements applicable to student education record information, including but not limited to the requirements specified in the federal Family Educational Rights and Privacy Act (FERPA)

V. DISTRICT PROCEDURES

District will instruct Specialists on all facility procedures as needed to complete their tasks, including but not limited to: building orientation, all documentation, reporting of time, any specific protocols as required by District, and access to therapy evaluation tools. Specialists will comply with all instructions given by District. If District has a mandated documentation method requiring access to an Intranet system, the District will identify an assigned computer to the Specialist. District will maintain access to a safe environment, free from known hazards and with access to restroom facilities and parking within a reasonable distance.

VI. RATES

The Rate Schedule is issued pursuant to an Agreement for Therapy Services between AT and District effective on the signed date. The hourly rate is applicable for every hour, or fraction thereof, that services have been requested for which Specialist comes to a facility, able and available for work, whether or not a student is actually present. The District Student Calendar will be followed, and all non-student days are non-work and non-paid days unless otherwise agreed upon. School closures due to inclement weather or other closures will be followed. Specialist must receive written approval from a supervisor if work tasks require additional hours to what is being requested by District.

VII. INVOICING AND PAYMENT

District shall pay AT for services as outlined on individual Addendums for each contract employee. AT will submit progress billings to a designated contact from the District for hours worked, based on approved time cards completed by Specialists. AT will include on invoices any Purchase Order or Vendor Identification Number as stipulated by the District. Payment is due 30 days from the date of invoice (NET 30). District acknowledges that the District's responsibility to pay AT for Specialists provided under this Agreement is separate and distinct from its ability to collect payment for such Specialist's services from patients, Medicare, Medicaid, and/or any other insurance program or responsible party.

VIII. INSURANCE

AT shall maintain insurance coverage for the term of this Agreement. Limits shall not be less than the following:

- Professional Liability Insurance: \$1,000,000 per occurrence, \$3,000,000 annual aggregate
- Commercial General Liability Insurance: \$1,000,000 per occurrence, \$3,000,000 annual aggregate

AT will also maintain Worker's Compensation and Unemployment Insurance in accordance with all state and federal requirements. AT will provide evidence of such insurances to District upon request. District may be named a Certificate Holder upon request. Insurance policy cannot be modified or cancelled without Thirty (30) days written notice.

IX. DISTRICT PLACEMENTS AND TERMINATION

Employees of AT may transition into District Employee roles if agreed upon by both District and Employee, with no fees, penalties, or time restrictions imposed by either parties.

This Agreement may be terminated by either party, at any time, with or without cause, upon written notification of not less than fourteen (14) days thereof to the other party or earlier, if by mutual consent.

X. INDEMNIFICATION AND HOLD HARMLESS

Any and all claims which hereafter arise on the part of any and all persons as direct or indirect result of AT's or its employee's negligence, gross negligence, or other tortuous act, shall be AT's sole obligation and AT shall indemnify and hold harmless the District, and its officers, agents, and employees from all suits, claims, or liabilities of any nature, including cost and expenses for or on account of the injuries or damages sustained by any person or property resulting in whole or in part from negligent activities or omissions of AT or its employees pursuant to this Agreement. The indemnification and hold harmless clause shall survive the expiration or termination of this Agreement.

This Agreement is signed below by the duly authorized representatives of the parties.

Ampersand Therapy, LLC

By:

Printed Name: Sabrina Sevilla

Title: President

Date:

Community Unit School District 300

By:

Printed Name:

Title:

Date:

**ADDENDUM A
RATE SHEET FOR 2023-2024 - ILLINOIS**



Rates for the 2023-2024 school year are based on the appropriate cost for professional services, current cost of living for the surrounding geographical area, experience of the specialist and our administration. Rates include the following:

- ▶ Direct services of specialists
- ▶ Professional and general liability coverage
- ▶ Payroll taxes and processing costs
- ▶ Costs of onboarding including background, license, registry and reference checks
- ▶ Screening, training, mentoring and ongoing support to specialists
- ▶ Specialist Benefits: Continuing education, Professional costs; Healthcare; Mileage; Paid Sick Leave; Retirement Benefits; Worker’s Comp, FMLA
- ▶ Administrative support, marketing and recruiting costs

Rate	Resource Category
\$84-95 per hour	Speech-Language Pathologist/CFY Occupational Therapist Physical Therapist
\$90-105 per hour	School Psychologist
\$95-100 per hour	Board Certified Behavior Analyst
\$84-95 per hour	Social Worker
\$84-95 per hour	Special Education Teacher
\$75-90 per hour	Registered Nurse and BSN
\$65-70 per hour	Licensed Practical Nurse
\$74-82 per hour	Sign Language Interpreter
\$74-82 per hour	SLPA, COTA, PTA

Work beyond 40 hours in a week is legally considered overtime and will be billed at 1.5x the contracted hourly rate.

It’s a privilege to serve your district. Please email or call with any questions.



(206) 899-6817
hello@ampersandtherapy.com
<https://ampersandtherapy.com>

ADDENDUM B

CONTRACTOR ASSIGNMENT CONFIRMATION

This Contractor Assignment Confirmation is issued pursuant to an Agreement for Specialist Services between Ampersand Therapy (AT) and Community Unit School District 300 (District).

Assignment Information

Name:	Nida Naz
Discipline:	Speech-Language Pathologist
Assignment Start Date:	First day of 2023-2024 school year
Assignment End Date:	Last day of 2023-2024 school year
Hours Per Day:	7.5 hours
Total Hours per Week:	37.5 hours
Bill Rate:	\$88/hour
Notes:	Additional Hours Require Approval from District Supervisor. Overtime hours will be billed at 1.5x the standard bill rate.

Ampersand Therapy, LLC	Community Unit School District 300
By:	By:
Printed Name: Sabrina Sevilla	Printed Name:
Title: President	Title:
Date:	Date:



COMMUNITY UNIT SCHOOL DISTRICT NO. 300
BOARD of EDUCATION MEMO

DATE: September 12, 2023
TO: Susan Harkin, Superintendent
Board of Education
FROM: Shelley Nacke, Chief of Education
Services

Presented at the following Board Meetings	Date
Construction/Facility	
Finance	
Policy/Legislative	
School Utilization	
BOE 1 st Reading	9/12/2023
BOE 2 nd Reading	9/26/2023

SUBJECT: Virtual Speech Therapy Services - Sunbelt Tele-practitioner Services

Background

Due to national staffing shortages, we must contract a speech and language tele-practitioner to provide required therapy services to students with Individual Education Plans (IEPs). Sunbelt Staffing, LLC will contract with VocoVision to provide speech and language tele-therapy services.

Administrative Recommendation

The Administration recommends approval of the contract.

Fiscal Impact

The district will pay Sunbelt Staffing, LLC for the hours worked by one Tele-practitioner:

Hours per Week: 32.5

Bill Rate per Hour \$116.00 *Bill Rate is all-inclusive*

Technology Fee: \$0.00 One VocoVision tele-station per full-time position at no cost

Total \$139,490.00 from Local Funds



Client Services Agreement Education Division

Sunbelt Staffing, LLC (hereafter referred to as “Sunbelt”) and **Community Unit School District 300** whose location is 2550 Harnish Dr., Algonquin, IL 60102 (hereafter referred to as “Client”) enter into this non-exclusive Client Services Agreement for the purpose of referring and placing Consultants (“Consultants”) with Client. This Agreement shall govern the overall terms of the relationship, while a separate assignment confirmation for each placement will outline specifics as to bill rates, personnel, and assignment lengths.

1. Scope of Services.

Sunbelt, a licensed staffing agency in the business of providing supplemental staffing to the public and private education sector and not a healthcare provider, will use its commercially reasonable efforts to provide Consultants for assignment with Client. Sunbelt will be responsible for payment of each Consultant's wages and applicable payroll taxes, deductions, and insurance, including workers' compensation, general liability and professional liability coverage for the benefit of the Consultants. If a Consultant is unable to complete the specified assignment, Sunbelt will use its commercially reasonable efforts to find a replacement in a timely manner.

2. Independent Contractor.

The parties hereto specify and intend that the relationship of each to the other is that of an independent contractor that each Consultant shall be an employee of Sunbelt and that no qualified Consultant shall at any time be an employee of Client, unless the parties shall otherwise agree in writing. Sunbelt agrees to provide and maintain all payroll services for any qualified Consultant placed with Client, to maintain payroll records and to withhold and remit all payroll taxes and social security payments. Sunbelt does not ordinarily use subcontractors in providing services. Should the need to use a separate staffing firm or independent contractor arise, Sunbelt will notify Client in advance of the assignment in order to receive approval of this arrangement.

3. Telepractice Services.

Sunbelt, at Client's specific request, may provide telepractice services through VocoVision. Should utilization of VocoVision occur, Client shall, at that time, receive in addition to Addendum A – Client Assignment Confirmation, an Addendum B – Teleservices Provisions, Addendum C – Duties and Responsibilities and Addendum D – VocoVision Equipment Policies which, collectively, outline specific terms and conditions regarding VocoVision's telepractice services.

4. Insurance.

Sunbelt will maintain at least the following minimum amounts of insurance:

General Liability - \$2,000,000 per occurrence and \$4,000,000 aggregate.

Workers Compensation - in accordance with state regulations.

Employer's Liability - \$1,000,000.

Excess Liability over General Liability and Employer's Liability - \$5,000,000 per occurrence and \$5,000,000 aggregate.

Professional Liability of \$1,000,000 per occurrence and \$3,000,000 aggregate.

Sexual Abuse and Molestation - \$1,000,000 per occurrence and \$3,000,000 aggregate.

5. Competency and Licensing.

Sunbelt will conduct comprehensive pre-employment screening to provide licensed Consultants who meet applicable professional standards. Sunbelt will endeavor to present only Consultants who are qualified for Client's open position(s) on job requirements established by Client either verbally or in writing. While Sunbelt will make every effort to pre-screen job candidates based on these requirements, Client acknowledges the candidate assignment decision is ultimately the responsibility of the Client. To this end, Sunbelt will make available to Client all appropriate Consultant records that Sunbelt may permissibly disclose and will facilitate an interview between Client and Consultant in order to assist Client in the hiring decision. Sunbelt will do its due diligence to ascertain the professional and applicable Department of Education licensing and certification requirements for the Consultant discipline placed with Client, however, it is ultimately the responsibility of the Client to approve the Consultant's licensure and certifications as acceptable.

6. On-Site Responsibility.

Client is responsible for providing all orientation, support, facilities, training, direction, and means for the Consultant to complete the assignment. Client acknowledges that Sunbelt is not providing special education and/or related services, but rather is providing candidate identification and placement services. As such, Client is responsible for the Consultant's adherence to the applicable standard of practice and acknowledges that Sunbelt is not responsible for the Consultant's on-site performance given that Sunbelt does not have the capacity to provide direct, on-site supervision of daily activity.



Client acknowledges that any deviation of the Client's policies and procedures as orientated to Sunbelt's Consultant should be reported in writing and directly to Sunbelt immediately so that Sunbelt may be provided an opportunity to offer correction and/or counseling of unacceptable practices by Consultant. Client warrants that its facilities and operations will comply at all times with all federal, state and local safety and health laws, regulations and standards, including OSHA standards, and that Client will be responsible for providing all safety training and equipment, and for each Consultant's compliance with health and safety requirements, including those instituted by Client.

7. Employment of Consultants.

Client agrees that it will not directly or indirectly, personally or through an agent or agency, contract with or employ any Consultant introduced or referred by Sunbelt for a period of one year after the latest date of introduction, referral, or placement or the conclusion of Consultant's assignment through Sunbelt. If Client or its affiliate enters into such a relationship or refers Consultant to a third party for employment, Client agrees to pay an amount equal to \$22,500 or thirty-five (35) percent (whichever is greater) of the Consultant's first year's annual salary, including any signing bonus, as agreed upon at the time of hiring. Payment is due and payable to Sunbelt upon start date.

8. Equal Opportunity.

It is the policy of Sunbelt to provide equal opportunity to all Consultants for employment. Sunbelt and Client will screen based on merit only. All Consultants will be free from discrimination due to race, religion, color, sex, national origin, age, or disability.

9. Professional Fees.

Client will pay Sunbelt based on the service charges specified in the Assignment Confirmation included as an addendum to this Agreement. Sunbelt pays its Consultant(s) overtime in compliance with federal, state, and/or local laws. Sunbelt will bill Client at one and one-half times the regular bill rate for all hours Sunbelt is required to pay the Consultant(s) overtime. It is Client's responsibility to notify Sunbelt if pre-approval is required for any or all overtime hours prior to any such hours being worked.

10. Payment Terms.

Client will be billed on a weekly basis for all services provided during the previous week. Payment is due within thirty (30) days of receipt of invoices. Invoices shall be considered past due if not paid by the agreed-upon due date. Client agrees to pay all necessary collection costs of amounts past due, including reasonable attorney's fees and costs. Additionally, Sunbelt reserves the right to approve or to discontinue any extension of credit and the terms governing such credit.

11. Timekeeping and Invoicing.

Client will ensure that Consultants accurately record the start and stop times for all hours worked, in accordance with the Client's policies utilizing the Client designated method which may include the submission of Sunbelt's timesheet. Timesheets are due weekly by 12:00 PM on the Monday following the end of Client's designated workweek.

Sunbelt will generate an invoice for Client based on timesheets submitted. Client must review the invoice and notify Sunbelt of any errors, including billed hours or improper rates, immediately and in writing. Invoicing errors not received within forty-five (45) days of the date of invoice shall not be disputed and invoices will be due in full.

12. Administrative Responsibilities.

Client shall be responsible for orienting Consultant to Client's policies and procedures regarding the submission of any requisite paperwork which must be tendered for reimbursement by funding entities such as Medicare, Medicaid, or health insurance. Such paperwork may include, but is not limited to, patient care plans, comprehensive patient histories, individual education plans, or Client specific program plans. During the contracted assignment, should Consultant fail to submit paperwork as required per Client's policies and procedures, Client must notify Sunbelt in writing within three (3) business days of alleged failure. Failure to notify Sunbelt before assignment ends shall negate any Client claim to withhold payment due to untimely work and/or paperwork non-compliance by Consultant. Client agrees that all approved time sheets by Client's assigned representative are not subjected to billing dispute if Client fails to notify Sunbelt of time sheet and work performed discrepancies.

13. Limitation of Liability.

NEITHER PARTY SHALL BE LIABLE TO THE OTHER WHATSOEVER FOR ANY SPECIAL, CONSEQUENTIAL, INDIRECT, EXEMPLARY OR PUNITIVE DAMAGES, INCLUDING ANY DAMAGES ON ACCOUNT OF LOST PROFITS, LOST DATA, LOSS OF USE OF DATA, OR LOST OPPORTUNITY, WHETHER OR NOT PLACED ON NOTICE OF ANY SUCH ALLEGED DAMAGES AND REGARDLESS OF THE FORM OF



ACTION IN WHICH SUCH DAMAGES MAY BE SOUGHT. THE FEES AND BILLINGS DUE UNDER THIS AGREEMENT ARE NOT CONSIDERED SPECIAL DAMAGES OR LOST PROFITS AND SHALL NOT BE LIMITED BY THESE PROVISIONS.

14. Incident and Error Tracking.

Client will report to Sunbelt any performance issues, incidents, errors and other events related to the care and services provided by Sunbelt employees. Sunbelt will document reported incidents in employee's personnel file and track all such events for quality assurance purposes. All supporting documentation is required within seventy-two (72) hours of the occurrence.

15. Reporting of Work-Related Injuries.

Client will maintain a safe working environment and provide all appropriate personal protective equipment as deemed appropriate by the Client and suitable to the setting to which Sunbelt's Consultant has been assigned. Client ensures compliance with all applicable OSHA obligations to include general training on the reporting of work-place injuries, incidents, and occupational exposure to bloodborne pathogens occurring at Client facility. Records of such occurrences must be maintained by the Client and accessible to Sunbelt within guidelines set forth by governing entities. In the event of work-place injury, incident or exposure, each affected Consultant will contact their immediate Client-appointed supervisor and report to the applicable treating department as per Client protocol. Consultant shall also report work-place injury, incident or exposure to Sunbelt concurrently with Client for the purpose of reporting such event to Sunbelt's worker's compensation carrier. If Sunbelt's Consultants are not eligible for treatment of work-place injury, incident or exposure by Client or if reporting requirements change during the term of this Agreement, Client is responsible for written notification of such information to both Sunbelt and Sunbelt's Consultant.

16. Termination of Contracted Assignment with Cause.

Immediately upon occurrence, Client has the obligation to report each deviation from the accepted standard of practice, policies and procedures as orientated to Consultant, behavior, and or any incident that would be considered averse to the overall operation of Client. Client may request that Sunbelt facilitate the immediate removal of Consultant due to any of the issues preceding with written and/or verbal notice. The Client, however, may not immediately terminate a Consultant unless Sunbelt has been notified prior to final incident or unless a single incident warrants immediate dismissal prior to Sunbelt's notification. All supporting documentation specifying the reasons and facts of the termination is required within forty-eight (48) hours of termination. If the Client does not report such deviation(s) and subsequently terminates Consultant or if Client does not provide required documentation following a termination within the required timeframe, Client will be assessed as liquidated damages and not as a penalty, an amount equal to one (1) week of billing. The parties agree that Sunbelt's Consultants are an integral part of its operation and a resource that may have been developed over a number of years. Any delay or absence of a written and verbal notice could result in lost revenue or other consequences not foreseen at this time and therefore the liquidated damages are not unreasonable to the probable loss to be suffered by Sunbelt in the event of your breach of this provision. Client will be responsible for all professional fees (and expenses if applicable) up to the point of termination. Termination with cause must be documented prior to termination in accordance with the Incident and Error Tracking procedures set forth in paragraph 14 of this agreement. Sunbelt shall have five (5) business days to refill the position in the event of termination with cause. Should Sunbelt identify a suitable Consultant, Client agrees to original terms or extended terms of the terminated Consultant's assignment.

17. Termination of Contracted Assignment without Cause.

Client may cancel an assignment with sixty (60) days written notice. Client is responsible for all charges and fees prior to cancellation date and through the 60-day period of notice. In the event Client is unable to provide sixty (60) days' notice of termination, Client will be billed for sixty (60) days at the agreed upon regular bill rate and minimum hours. In the event of termination without cause, Client will be responsible for any housing and travel costs actually incurred by Sunbelt as a result of such cancellation.

18. Guaranteed Minimum Hours.

Client agrees to provide Consultant the guaranteed number of work hours per week specified in the attached Assignment Confirmation Addendum A. Cancellation of prescheduled workdays or reduction in work hours by Client will be billed reflecting the guaranteed minimum work hours. Minimum work hours shall be reduced to reflect scheduled school closings for holidays and planning days. Client's 23-24 school calendar is included and work days should reflect this calendar as Addendum 3.



19. Paid Sick Leave.

Deleted.

20. Unscheduled Facility Closure Policy.

Sunbelt will incur fixed expenses over the entire course of a Consultant's contract assignment with Client related to the Consultant's housing and per diem costs. The parties agree that in the event of an unforeseen or unexpected interruption in a Consultant's assignment resulting from an unscheduled closure, complete or partial, of Client's facilities due to natural or manmade disasters, such as, and without limiting the generality of the foregoing, fire, storms, flooding, earthquake, labor unrest, riots, and/or acts of terrorism or war (each an "Unscheduled Closure"), Client will transition to virtual services for all Consultants whose services can be performed in such a setting. Client shall be billed for services performed at the regular contracted hourly bill rate for all hours worked by Consultant. Virtual service hours shall be entered and processed according to the normal time submittal and approval process unless otherwise requested by Client and agreed upon by Sunbelt. Sunbelt and Client will mutually determine which contracted disciplines qualify for virtual services. For contracted services not eligible for virtual services, Client will be invoiced and shall pay for each such affected Consultant's services at the reduced rate of 75% of the regular hourly bill rate for the total hours normally scheduled for each day that the Consultant(s) is unable to work by virtue of such Unscheduled Closure.

21. Multiple Locations.

If client requires Consultant to travel to and perform services at more than one location, Client will compensate Sunbelt for travel time between facilities at the regular hourly bill rate and for mileage up to the current acceptable IRS reimbursement rate.

22. Issue Resolution.

In the event Client encounters an issue that is not satisfactorily resolved by its Sunbelt representative, Client should escalate the issue to the appropriate Sunbelt manager by calling 800-659-1522 or emailing info@sunbeltstaffing.com.

23. Indemnification.

To the extent permitted by law, each party will be responsible for damages associated with third party claims to the extent of their respective negligence, willful misconduct or breach of this agreement.

24. Confidentiality.

Each party acknowledges that as a result of this Agreement, they will learn confidential information of the other party. Confidential information is defined as that information which is private to each party but is shared by one to the other party as required to accomplish this Agreement and **includes bill rates, fees for permanent placements and terms and conditions of this Agreement**. It is agreed that neither party will disclose any confidential information of the other party to any person or entity. Neither will it permit any person nor entity to use said confidential information.

Disclosures required by law including properly executed Freedom of Information Act requests and information shared to the appropriate individuals within the respective organizations as necessary to execute this Agreement shall be the only exceptions permitted under this Agreement.

Confidential Information of Sunbelt shall include, but is not limited to, any and all unpublished information owned or controlled by Sunbelt and/or its employees, that relates to the clinical, technical, marketing, business or financial operations of Sunbelt and which is not generally disclosed to the public including but not limited to employee information, technical data, policies, financial data and information to include contract terms and provisions, billing rates, permanent placement fees whether disclosed orally, in writing or by inspection. If the receiving party shall attempt to use or dispose of any of the Confidential Information, or any duplication or modification thereof, in any manner contrary to the terms of the foregoing, the disclosing party shall have the right, in addition to such other remedies which may be available to it, to obtain an injunctive relief enjoining such acts or attempts as a court of competent jurisdiction may grant, it being acknowledged that legal remedies are inadequate.

25. Family Education Rights and Privacy Act.

Sunbelt shall comply with all laws, rules and regulations pursuant to the Family Educational Rights and Privacy Act, 20 USC 1232g ("FERPA") and acknowledges that certain information about the Client's students is contained in records maintained by Sunbelt and the Consultant and that this information can be confidential by reason of FERPA and related Client policies. Both parties agree to protect these records in accordance with FERPA and Client policy. To the extent permitted by law, nothing contained herein shall be construed as precluding either party from releasing such information



to the other so that each can perform its respective responsibilities. As it applies, Consultants assigned to Client will execute a FERPA Statement of Understanding outlining appropriate guidelines. Client Student Data Privacy Addendum is incorporated into this Agreement as Addendum 2.

26. State Retirement System Notice.

Client acknowledges and agrees that if formal notice is required to be given to any Consultant that participation in any such retirement system/pension is either: 1) permitted by Consultant’s election; or 2) is required by law, then Client is solely responsible for providing such notice to Consultants and fulfilling all associated administrative duties. Client shall immediately notify Sunbelt if any Consultant is required to, or voluntarily elects to participate in any such system. In such event, Client shall advise Sunbelt of the withholding obligation percentages (both employer and employee share) so that invoices to Client and payment to the Consultant may be adjusted accordingly. The parties agree that Client shall withhold and pay to the retirement/pension both the employee and employer shares. The parties agree that the applicable employee and employer shares paid to the system by the Client shall be deducted from the amount owed to Sunbelt by the Client hereunder. The parties agree that the applicable employee share paid to the system by the Client shall be deducted from the amount due the Consultant by Sunbelt. The Client and Sunbelt expressly acknowledge and agree that if any Consultant is required to, or elects to participate in a retirement system/pension, the Client shall be solely responsible for: 1) creating an account for Consultant with the appropriate retirement system/pension; 2) all present and/or future obligations to make employee and employer cash payments/ contributions to the retirement system/pension as required by law and/or set by the retirement system/pension; and 3) otherwise administering all employer functions pertaining to the Consultant’s interest in retirement system/pension.

27. Conflicts of Interest.

The parties acknowledge their respective obligation to report any conflict of interest and/or apparent conflict of interest that may interfere with their ability to perform their obligations hereunder objectively and effectively. To that end, the Parties hereby certify and represent that their officials, employees and agents do not have any significant financial or other pecuniary interest in the other party’s business enterprise, and that no inducements of monetary or other value were offered or given to any officer, employee or agent of the other party. Each party agrees to promptly notify the other in the event it becomes aware of any conflict of interest or apparent conflict of interest.

28. Notices.

All notices required to be given in writing will be sent to the names/addresses listed below.

Sunbelt Staffing LLC
Contract Department
501 Brooker Creek Blvd
Suite A-400
Oldsmar, FL 34677
contractnotices@sunbeltstaffing.com

To Client
Client: Community Unit School District 300

Address: 2550 Harnish Dr., Algonquin, IL 60102

29. Survival.

The parties' obligations under this Agreement which by their nature continue beyond termination, cancellation or expiration of this Agreement, shall survive termination, cancellation or expiration of this Agreement.

30. Governing Law.

This Agreement shall be governed by the laws of the state of Illinois.

31. Modification of Agreement.

This Agreement may not be modified, amended, suspended, or waived, except by the mutual written agreement of the Parties who are authorized to execute the agreement.

32. Entire Agreement.

This Agreement represents the entire agreement between the parties and supersedes any prior understandings or agreements whether written or oral between the parties respecting the subject matter herein. This Agreement may only be amended in a writing specifically referencing this provision and executed by both parties. This Agreement shall inure to the benefit of and shall be binding upon the parties hereto and their respective heirs, personal representatives, successors



and assigns, subject to the limitations contained herein. The unenforceability, invalidity or illegality of any provision of this Agreement shall not render any other provision unenforceable, invalid or illegal and shall be subject to reformation to the extent possible to best express the original intent of the parties.

This Agreement and attached Assignment Confirmation contain terms that may only be altered when agreed upon in writing by both parties. *(Please return all pages of this Client Services Agreement).*

Client ID – CLIENT NAME

39856 - Community Unit School District 300

Sunbelt Staffing, LLC

Jennifer Porter **2023-08-22**
Client Representative Signature Date

Paige Bhuiyan **2023-08-23**
Client Representative Signature Date

Jennifer Porter

Paige Bhuiyan

Print Name

Print Name

CFO

Managing Director

Title

Title



Addendum 2

**Community Unit School District 300
and Sunbelt Staffing, LLC
Data Privacy Addendum (Student Data)**

This Data Privacy Addendum (the "Addendum") by and between Community Unit School District 300 (the "School District") and Sunbelt Staffing, LLC. (the "Company") (collectively, the "Parties") is incorporated in, effective simultaneously with, and modifies the attached agreement between the Parties and all current and supplemental terms and conditions, order forms, policies, practices, procedures, and/or other documentation relating to the attached agreement (collectively, the "Agreement"). This Addendum supersedes the Agreement by adding to, deleting from, and modifying the Agreement. To the extent any provision in this Addendum results in any conflict or inconsistency between the Agreement and this Addendum, this Addendum shall govern and any term of the Agreement that conflicts with this Addendum or is inconsistent with this Addendum shall be of no force or effect.

1. Definition of School District Data

As used in this Addendum, "School District Data" includes:

- "Personally Identifiable Information" and "Education Records" of students as defined in regulations implementing the Family Educational Rights and Privacy Act ("FERPA"), 34 C.F.R. § 99.3;
- "School Student Records" as defined in the Illinois School Student Records Act ("ISSRA"), 105 ILCS 10/2(d);
- "Covered Information" as defined in the Illinois Student Online Personal Protection Act ("SOPPA"), 105 ILCS 85/5; and
- All other non-public information, including student data, metadata, and user content, of the School District's students.

2. Services and Data Provided

2.1 *Nature of Products or Services Provided.* The Company has agreed to provide the following products and/or services to the School District:

[Complete Appendix A.]

2.2 *School District Data Provided.* To allow the Company to provide the products and/or services described in *Section 2.1*, the School District will provide Student Data to the Company as identified in Exhibit "B".

[Complete Exhibit B.]

2.3 *Minimum Data Necessary Shared.* The Company attests that the data requested by the Company from the School District for the School District to access the Company's products and/or services represents the minimum necessary data



for the products and/or services as described in the Agreement and this Addendum.

3. Compliance with Law

- 3.1 The Company agrees that all sharing, use, and storage of School District Data will be performed in accordance with all applicable Federal and State laws. The Company agrees that it will comply with all applicable laws and refrain from using School District Data in any way prohibited by any law, whether such requirements are specifically set forth in this Addendum. Applicable laws may include, but are not limited to, FERPA; ISSRA; SOPPA; the Children's Online Privacy Protection Act ("COPPA"), 15 U.S.C. 6501-6502; the Protection of Pupil Rights Amendment ("PPRA"), 20 U.S.C. 1232 h; and the Illinois Children's Privacy Protection and Parental Empowerment Act ("CPPPEA"), 325 ILCS 17/1 *et seq.*

4. Data Ownership and Use

- 4.1 *Data Ownership and Control.* The School District Data and any intellectual property rights thereto remain the property of and under the control of the School District. The Company does not obtain any right, title, or interest in any of the School District Data furnished by the School District.
- 4.2 *School District Access to Data.* Any School District Data in the possession or under the control of the Company shall be made available to the School District upon request by the School District. The Company shall be responsible to provide copies of or access to School District Data in the possession or under the control of the Company to the School District within a reasonable time frame and in all cases within time frames that will allow timely compliance by the School District with any statutorily or court ordered deadline. This includes requests under the Illinois Freedom of Information Act ("FOIA"), 5 ILCS 140/1 *et seq.*, requests regarding student records under FERPA or ISSRA, requests for records in discovery in state or federal court or administrative proceedings, and any other request.
- 4.3 *Company Use of Data.* The Company may use and disclose the School District Data only for the purposes described in the Agreement and only in a manner that does not violate local, state, or federal privacy laws and regulations. These include, but are not limited to, the following requirements, as applicable:
- 4.3.1 School Officials Requirements. The Company acknowledges that it is acting and designated as a "school official" or "official of the school" with a "legitimate educational interest" in the School District Data as those terms are used in FERPA, ISSRA, and SOPPA (a "School Official"). The Company agrees to abide by the limitations and requirements applicable to a School Official. The Company agrees it is performing an institutional service or function for which the school would otherwise use employees and is under the direct control of the school with respect to the use and maintenance of the School District Data. The Company agrees that it



will use the School District Data only for authorized purposes and will comply with all limitations and requirements imposed on a School Official under FERPA, ISSRA, and SOPPA, including the requirements that the Company: (1) collect and use School District Data only for the purpose of fulfilling its duties under the Agreement and this Addendum and only for the benefit of the School District and its end users; (2) will not share, disclose, or re-disclose the School District Data to any third party or affiliate except as permitted by FERPA, ISSRA, and SOPPA or provided for in this Addendum, otherwise authorized in writing by the School District, or pursuant to a court order; (3) will not use School District Data (including metadata) for advertising or marketing purposes unless such use is specifically authorized by this Addendum or otherwise authorized in writing by the School District.

4.3.2 PPRA Requirements. With respect to the Company's collection, disclosure, or use of School District Data as governed by the PPRA, the Company's collection, disclosure, or use of any School District Data shall be for the exclusive purpose of developing, evaluating, or providing educational products or services for, or to, the School District's students or educational institutions, or otherwise for the use and benefit of the school. The Company will not use the School District Data for any purpose other than the School District's purpose.

4.3.3 COPPA Requirements. To the extent applicable, the Company agrees that its use of the School District Data will be solely for the benefit of the School District's students and for the school system, and that the Company will not collect personal information from students for any purpose other than the School District's purpose, including any other commercial purpose.

4.4 *Internal Company Disclosure.* The Company attests that only individuals or classes of individuals who are essential to perform the work under the Agreement will have access to the School District Data and that those individuals and classes of individuals will be familiar with and bound by this Addendum and relevant law. The Company shall cause each officer, director, employee, subcontractor, and other representative who will have access to any School District Data during the term of the Agreement to comply with all legal requirements applicable to the School District Data, including but not limited to those outlined in this Agreement and under relevant law.

5. Company Obligations Regarding Data

5.1 *Safeguards.* The Company agrees to take appropriate administrative, technical, and physical safeguards reasonably designed to protect the security, privacy, confidentiality, and integrity of School District Data. The Company shall ensure that School District Data are secured and encrypted to the greatest extent practicable during use, storage and/or transmission.



- 5.1.1 *Security Procedures and Practices.* The Company agrees that at it will implement and maintain security procedures and practices that, at a minimum, are designed to protect covered information from unauthorized access, destruction, use, modification, or disclosure that based on the sensitivity of the data and the risk from unauthorized access: (i) use technologies and methodologies that are consistent with the U.S. Department of Commerce’s National Institute of Standards and Technology’s Framework for Improving Critical Infrastructure Cybersecurity Version 1.1. and any updates to it; or (ii) maintain technical safeguards as they relate to the possession of covered information in a manner consistent with the provisions of 45 C.F.R. 164.312.
- 5.1.2 *Storage of Data.* The Company agrees to store and process the School District Data in a manner that is no less protective than those methods used to secure the Company’s own data. The Company agrees that School District Data will be stored on equipment or systems located within the United States.
- 5.1.3 *Audit of Safeguards.* The Company shall maintain complete and accurate records of its security measures for School District Data and produce such records to the School District for purposes of audit upon reasonable prior notice during normal business hours. The School District reserves the right at its sole discretion to audit the Company’s storage of School District Data at the School District’s expense to ensure compliance with the terms of the Agreement and this Addendum.
- 5.1.4 *Reasonable Methods.* The Company agrees to use “reasonable methods” to ensure to the greatest extent practicable that the Company and all parties accessing School District Data are compliant with state and federal law. The School District reserves the right to audit such measures upon reasonable prior notice during business hours.
- 5.2 *Privacy Policy.* The Company must publicly disclose material information about its collection, use, and disclosure of covered information, including, but not limited to, publishing a terms of service agreement, privacy policy, or similar document. Any changes the Company may implement with respect to its privacy policies or terms of use documents shall be ineffective and inapplicable with respect to the School District and/or School District Data unless the School District affirmatively consents in writing to be bound by such changes. Access by students or parents/guardians to the Company’s programs or services governed by the Agreement and this Addendum or to any School District Data stored by the Company shall not be conditioned upon agreement by the parents/guardians to waive any of the student data confidentiality restrictions or a lessening of any of the confidentiality or privacy requirements contained in this Addendum.



- 5.3 *Data Return/Destruction.* Upon expiration of the term of the Agreement, upon the earlier termination of the Agreement for any reason, at a time when some or all the School District Data is no longer needed for purposes of the Agreement, or upon the School District's request, the Company covenants and agrees that it promptly shall return to the School District all School District Data in the Company's possession and control. If return of the data is not feasible or if the School District agrees, then the Company shall destroy the data. The Company agrees to send a written certificate that the data was properly destroyed or returned. Such certificate shall be delivered within 30 days of the date of the event triggering return/destruction (e.g., within 30 days of the termination of the Agreement, within 30 days of the School District's request or notification to the Company that the data is no longer needed for the purposes of the Agreement). The Company shall destroy School District Data in a secure manner and in such a manner that it is permanently irretrievable in the normal course of business. The only exception to the requirements of this *Section 5.3* is if the Company has express written consent from a student's parent or legal guardian consenting to the maintenance of the covered information. In such case, the Company agrees to send with or in lieu of the written certificate required by this *Section 5.3* written evidence of parental/guardian consent for any data maintained.
- 5.4 *Authorizations.* The Company agrees to secure individual School District or parent/guardian written authorizations to maintain or use the School District Data in any manner beyond the scope of or after the termination of the Agreement.
- 5.5 *Data Breach.* For purposes of this section, "data breach" means the unauthorized disclosure of data, unauthorized provision of physical or electronic means of gaining access to data that compromises the security, confidentiality, or integrity of School Student Data, or other unauthorized access, alteration, use or release of School District Data, as well as any other circumstances that could have resulted in such unauthorized disclosure, access, alteration, or use.
- 5.5.1 In the event of a data breach, the Company agrees to the following: (1) notify the School District by telephone and email within the most expedient time possible and without unreasonable delay, but no later than 24 hours after the determination that a breach has occurred; (2) at the time notification of the breach is made, provide the School District with the name and contact information for an employee of the Company who shall serve as the Company's primary security contact; (3) assist the School District with any investigation, including interviews with Company employees and review of all relevant records; (4) provide the School District within the most expedient time possible and without unreasonable delay, and in no case later than fifteen (15) days after notification to the School District that a data breach occurred, the number of students whose covered information is involved in the breach; the date, estimated date, or estimated date range of the breach; a description of the covered information that was compromised



or reasonably believed to have been compromised in the breach; and contact information for the person who parents/guardians may contact at the Company regarding the breach; and (4) assist the School District with any notification the School District deems necessary related to the security breach. The Company agrees to comply with the terms of this *Section 5.5.1* regardless of whether the misuse or unauthorized release of School District Data is the result of or constitutes a material breach of the Agreement or this Addendum.

5.5.2 The Company shall not, unless required by law, provide any notices except to the School District without prior written permission from the School District.

5.5.3 The Company shall reimburse and indemnify the School District for all costs imposed on the School District or reasonably undertaken by the School District at its discretion associated with a data breach, including but not limited to reimbursement of costs associated with notifying individuals whose information was compromised and notifying required regulatory agencies; fees paid to provide credit monitoring to impacted individuals; legal fees, audit costs, fines, and any other fees or damages reasonably undertaken by or imposed against the School District as a result of the security breach; and any other notifications, legally mandated responses, or responses reasonably undertaken by the School District in response to the breach.

6. Prohibited Uses

6.1 The Company shall not do any of the following:

6.1.1 Sell School District Data; use or share School District Data for purposes of targeted advertising, as defined in Section 85/5 of SOPPA; or use School District Data to create a personal profile of a student other than for accomplishing the purposes described in the Agreement and this Addendum and explicitly authorized in writing by the District;

6.1.2 Use information, including persistent unique identifiers, created or gathered by the operator's site, service, or application to amass a profile about a student, except in furtherance of "K through 12 school purposes," as defined by SOPPA. "Amass a profile" does not include the collection and retention of account information that remains under the control of the student, the student's parent or legal guardian, or the School District; or

6.1.3 Sell or rent a student's information, including covered information. This *Section 6.1.3* does not apply to the purchase, merger, or other type of acquisition of the Company by another entity if the Company or its successor entity complies with all relevant law and this Addendum regarding previously acquired School District Data.



- 6.2 Notwithstanding the previous paragraphs and any other terms of this Addendum, the Company may use School District Data for maintaining, developing, supporting, improving, or diagnosing the operator's site, service, or application if such use is authorized by Federal or State law. The Company agrees to notify the School District if it believes release of School District Data is otherwise justified under law, including the reasons set forth in SOPPA Section 84/10(4); however, any such disclosure must be made by the School District and pursuant to valid ISSRA and FERPA exceptions.

7. Miscellaneous

- 7.1 *Service Levels.* The Company's products or services are provided 24 hours per day, 7 days per week. The Company shall ensure 99.9% up-time, Monday through Friday between 6 a.m. and 6 p.m. US Central Time ("Up-time"). Where Up-time percentage averages less than 99.9% in a calendar month, the School District shall have the right to terminate the Agreement immediately upon written notice to the Company and shall be entitled to a refund of the School District's fees paid for the services, as depreciated on a straight-line basis over a 12-month period commencing on the date the School District first had access to the Services through the date of termination.
- 7.2 *Limited Warranty.* For the purposes of this Addendum, a "Defect" is defined as a failure of the Company's product or service to substantially conform to the then-current Company's User Guides materials. For as long as the Agreement is in place, the Company warrants that the Company's products or services will not contain Defects. If the products or services do not perform as warranted, the Company will use reasonable efforts, consistent with industry standards, to cure the Defect in accordance with the Company's then-current support call process. Should the Company be unable to cure the Defect or provide a replacement product within five business days, the School District shall be entitled to a refund of its fees paid for the products or services, as depreciated on a straight-line basis over a 12-month period commencing on the date the School District first has access to the Company's products or services through the date of termination.
- 7.3 *Harmful Code.* Using a recent version of a reputable virus-checking product (to the extent commercially available), Company will check its software and other systems used by Company to deliver the products or services to the School District for any harmful code, including, without limitation, any viruses, worms, or similar harmful code, and will use commercially reasonable efforts to eliminate any such harmful code that the Company discovers.
- 7.4 *Indemnification.* The Company agrees to indemnify, defend and hold harmless the School District and its officers, directors, employees, agents, attorneys and assigns, against any third-party claims, demands, actions, arbitrations, losses and liabilities resulting from damage caused by the Company employees, contractors, or subcontractors in performing its obligations under the Agreement or this Addendum.



- 7.5 *Insurance.* During the term of this Agreement, the Contractor, at its sole cost and expense, and for the benefit of the District, shall carry and maintain the following insurance:
- 7.5.1 Comprehensive general liability and property damage insurance, insuring against all liability of the Contractor related to this Agreement, with a minimum combined single limit of One Million Dollars (\$1,000,000.00) per occurrence, One Million Dollars (\$1,000,000) Personal & Advertising Injury, Two Million Dollars (\$2,000,000) Products/Completed Operations Aggregate, and Two Million Dollars (\$2,000,000) general aggregate;
 - 7.5.2 Professional Liability/Technology Errors & Omissions Insurance with limits in the per claim amount of not less than Two Million Dollars (\$2,000,000.00) and the annual aggregate of not less than Two Million Dollars (\$2,000,000);
 - 7.5.3 Automobile liability Insurance with a combined single limit of One Million Dollars (\$1,000,000) (only required if Contractor will be on-site);
 - 7.5.4 Cyber liability/identity theft insurance with a combined limit of Two Million Dollars (\$2,000,000) per claim and Two Million Dollars (\$2,000,000) general aggregate;
 - 7.5.5 Workers' Compensation Insurance covering all costs, statutory benefits, and liabilities under State Workers' Compensation and similar laws for the Contractor's respective employees with Employers Liability of limits of \$1,000,000 Each Accident; \$1,000,000 Disease - Each Employee; \$1,000,000 - Policy Limit; and
 - 7.5.6 Umbrella liability insurance with a minimum combined single limit of Five Million dollars (\$5,000,000.00) per occurrence and Five Million Dollars (\$5,000,000) general aggregate.

The insurance shall include sexual abuse and molestation coverage if the Contractor will be on District premises. All insurers shall be licensed by the State of Illinois and rated A-VII or better by A.M. Best or comparable rating service. The comprehensive general liability, property damage, auto liability, and umbrella liability insurance policy shall name the District, its Board, Board members, employees, volunteers, and agents as an additional insured on a primary noncontributory basis with a waiver of subrogation in favor of the District (if the Contractor will be on the District's premises the waiver of subrogation shall also apply to the workers' compensation insurance the waiver of subrogation shall also apply to the workers' compensation insurance). The Contractor shall provide the District with certificates of insurance reasonably acceptable to the District evidencing the existence of the coverage described above, including form and deductibles, during the duration of this Agreement. If requested the Contractor shall provide copies of applicable policy endorsements. The failure to provide acceptable insurance shall be deemed a breach of this Agreement entitling the District to terminate this Agreement



immediately. All policies of insurance shall provide by endorsement that no coverage may be canceled, terminated, or reduced by the insuring company without the insuring company having first given at least 30 days prior written notice to the District by certified mail, return receipt requested.

- 7.6 *Infringement.* The Company warrants that no third party has any claim to any trademark, patent, or proprietary interest in any product or service the Company provides to the School District. The Company will defend, hold harmless, and indemnify the School District from any claims brought by a third party against the School District to the extent based on an allegation that any Company product or service infringes any U.S. patent, copyright, trademark, trade secret or other proprietary right of a third party. If the School District's use of the Company's products is restricted as the result of a claim of infringement, the Company shall do one of the following: (i) substitute another equally suitable product or service; (ii) modify the allegedly infringing Company product or service to avoid the infringement; (iii) procure for the School District the right to continue to use the Company product or service free of the restrictions caused by the infringement; or (iv) take back such Company product or service and refund to the School District the fees previously paid for the Company's product or service depreciated on a straight line basis over 12 months and terminate the School District's license to use the Company's product.
- 7.7 *No Indemnification or Limitation of Liability by School District.* Any provision included in the Agreement that requires the School District to indemnify the Company or any other party is deleted and shall not apply to the School District. Any provision in the Agreement, except for Section 7.8 of this Addendum, that limits the Company's liability, requires the School District to release the Company for claims the School District may have against the Company is deleted. Further, any provisions requiring the School District to release its class action rights is deleted.
- 7.8 *Mutual Limitation of Liability.* Neither party will be liable for breach-of-contract damages that the breaching party could not reasonably have foreseen on entry into this agreement.
- 7.9 *Taxes.* The School District is a tax-exempt organization. Federal excise tax does not apply to the School District and State of Illinois Sales Tax does not apply. The amounts to be paid to the Company hereunder are inclusive of all other taxes that may be levied, including sales, use, nonresident, value-added, excise, and similar taxes levied or imposed upon the work. The Company shall be responsible for any taxes levied or imposed upon the income or business privileges of the Company.
- 7.10 *Payments.* The School District shall make payments to the Company in accordance with the Illinois Local Government Prompt Payment Act, 50 ILCS 505/1. If the School District is late in making a payment it shall make interest



payments at the maximum amount permitted under the Illinois Local Government Prompt Payment Act, 50 ILCS 505/4.

- 7.11 *Force Majeure.* Neither party will be liable for any failure or delay in its performance under this Agreement due to any cause beyond its reasonable control, including acts of war, acts of God, acts of terrorism, earthquake, flood, embargo, riot, sabotage, labor shortage or dispute, governmental act or failure of the Internet (not resulting from the actions or inactions of the delayed party), provided that the delayed party: (i) gives the other party prompt notice of such cause, and (ii) uses its reasonable commercial efforts to promptly correct such failure or delay in performance.
- 7.12 *Freedom of Information Act.* The Company acknowledges that School District is subject to the Illinois FOIA, and that the School District shall not be in breach of any confidentiality provisions contained in the Agreement if the School District releases a record in compliance with the FOIA.
- 7.13 *Publication of Agreement.* Under SOPPA, the School District must publish the Company's name and business address, a copy of the Agreement and this Addendum, and a list of any subcontractors to whom School District Data may be disclosed. The Company agrees to provide to the School District prior to execution of the Agreement and this Addendum the name, business address, and list of subcontractors to be published. The Company acknowledges that if there are provisions of the Agreement other than those required to be included in the Agreement and this Addendum by SOPPA that the Company would like redacted before publication, the Company must submit a request in writing to the School District prior to execution of the Agreement and this Addendum. Only if the School District agrees to such redaction prior to the execution of the Agreement and this Addendum shall the redaction be made prior to publication.
- 7.14 *Governing Law.* The Agreement and this Addendum shall be governed by, construed, and enforced in accordance with the laws of the State of Illinois without regard to conflict of law principles. Jurisdiction and venue for all disputes hereunder shall be the Circuit Court located in Kane County, Illinois, or the federal district court for the Northern District of Illinois. Any references to required notices of claims, arbitration, or mediation in the Agreement are not applicable to the Parties.
- 7.15 *Renewal of Agreement.* The parties may renew the Agreement and this Addendum in writing. Any provision in the Agreement that provides for an automatic renewal of the Agreement is deleted.
- 7.16 *Termination.* The School District may immediately terminate the Agreement if the School District makes the determination that the Company has breached a material term of the Agreement or this Addendum. In addition, the School District may terminate this Agreement at any time without cause after providing the Company with 90 days written notice and shall be entitled to reimbursement of all fees previously paid but not yet incurred.



- 7.17 *Amendment.* No amendment or modification to the Agreement and this Addendum shall be effective unless and until the amendment or modification is in writing and signed by all parties to the Agreement and this Addendum.
- 7.18 *Effective Date.* The Addendum shall be deemed dated and become effective on the date the last of the parties signs as set forth below the signature of their duly authorized representatives.



Appendix "A"

Insert a brief description. *"Nature of Products or Services Provided." The Company has agreed to provide the School District the products and/or services outlined below:*

Sunbelt, a licensed staffing agency in the business of providing supplemental staffing to the public and private education sector and not a healthcare provider, will use its commercially reasonable efforts to provide Consultants for assignment with Client. Sunbelt will be responsible for payment of each Consultant's wages and applicable payroll taxes, deductions, and insurance, including workers' compensation, general liability and professional liability coverage for the benefit of the Consultants. If a Consultant is unable to complete the specified assignment, Sunbelt will use its commercially reasonable efforts to find a replacement in a timely manner.



Exhibit "B"
SCHOOL DISTRICT DATA PROVIDED

Category of Data	Elements	Check if Used by Your System
Application Technology Meta Data	IP Addresses of users, Use of cookies, etc.	<input type="checkbox"/>
	Other application technology meta data-Please specify:	<input type="checkbox"/>
Application Use Statistics	Meta data on user interaction with application	<input type="checkbox"/>
Assessment	Standardized test scores	<input type="checkbox"/>
	Observation data	<input type="checkbox"/>
	Other assessment data-Please specify:	<input type="checkbox"/>
Attendance	Student school (daily) attendance data	<input type="checkbox"/>
	Student class attendance data	<input type="checkbox"/>
Communications	Online communications captured (emails, blog entries)	<input type="checkbox"/>
Conduct	Conduct or behavioral data	<input type="checkbox"/>
Demographics	Date of Birth	<input type="checkbox"/>
	Place of Birth	<input type="checkbox"/>
	Gender	<input type="checkbox"/>
	Ethnicity or race	<input type="checkbox"/>
	Language information (native, or primary language spoken by student)	<input type="checkbox"/>
	Other demographic information-Please specify:	<input type="checkbox"/>
Enrollment	Student school enrollment	<input type="checkbox"/>
	Student grade level	<input type="checkbox"/>



	Homeroom	<input checked="" type="checkbox"/>
	Guidance counselor	<input type="checkbox"/>
	Specific curriculum programs	<input type="checkbox"/>
	Year of graduation	<input type="checkbox"/>
	Other enrollment information-Please specify:	<input type="checkbox"/>
Parent/Guardian Contact Information	Address	<input type="checkbox"/>
	Email	<input type="checkbox"/>
	Phone	<input type="checkbox"/>
Parent/Guardian ID	Parent ID number (created to link parents to students)	<input type="checkbox"/>
Parent/Guardian Name	First and/or Last	<input type="checkbox"/>
Schedule	Student scheduled courses	<input type="checkbox"/>
	Teacher names	<input type="checkbox"/>
Special Indicator	English language learner information	<input type="checkbox"/>
	Low income status	<input type="checkbox"/>
	Medical alerts/health data	<input type="checkbox"/>
	Student disability information	<input type="checkbox"/>
	Specialized education services (IEP or 504)	<input type="checkbox"/>
	Living situations (homeless/foster care)	<input type="checkbox"/>
	Other indicator information-Please specify:	<input type="checkbox"/>
Student Contact Information	Address	<input type="checkbox"/>
	Email	<input type="checkbox"/>
	Phone	<input type="checkbox"/>



Student Identifiers	Local (School district) ID number	<input type="checkbox"/>
	State ID number	<input type="checkbox"/>
	Provider/App assigned student ID number	<input type="checkbox"/>
	Student app username	<input type="checkbox"/>
	Student app passwords	<input type="checkbox"/>
Student Name	First and/or Last	<input type="checkbox"/>
Student in App Performance	Program/application performance (typing program-student types 60 wpm, reading program-student reads below grade level)	<input type="checkbox"/>
Student Program Membership	Academic or extracurricular activities a student may belong to or participate in	<input type="checkbox"/>
Student Survey Responses	Student responses to surveys or questionnaires	<input type="checkbox"/>
Student work	Student generated content; writing, pictures, etc.	<input type="checkbox"/>
	Other student work data-Please specify:	<input type="checkbox"/>
Transcript	Student course grades	<input type="checkbox"/>
	Student course data	<input type="checkbox"/>
	Student course grades/performance scores	<input type="checkbox"/>
	Other transcript data-Please specify	<input type="checkbox"/>
Transportation	Student bus assignment	<input type="checkbox"/>
	Student pick up and/or drop off location	<input type="checkbox"/>
	Student bus card ID number	<input type="checkbox"/>
	Other transportation data-Please specify:	<input type="checkbox"/>



Other

Please list each additional data element used, stored, or collected by your application:



None	No Student Data collected at this time. Provider will immediately notify D300 if this designation is no longer applicable.	<input type="checkbox"/>



Company Name

Community Unit School District 300

Paige Bhuiyan

Jennifer Porter

Signature 9D771C8E-1E1E-48B48A59C1AB6EC5 contractworks.

Signature 2249397A-1102-A6B185572D79A17D contractworks.

Paige Bhuiyan

Jennifer Porter

Name

Jennifer Porter

Managing Director

CFO

Title

Chief Financial Officer

2023-08-23







2023-08-22

Date

Date



CALENDAR KEY

						
District Closed	Emergency Make-up Day	End of QTR/Semester Full day Attend	Late Start	No Student/Instruction Staff Attend	Parent/Teacher Conference	Teacher Institute/ In service

All dates subject to change throughout school year, with BOE Approval. For complete Emergency Make-Up Day information, please see the following page.
Board Approval: November 2021 | Revised: 3/23/2023

JULY 23						
Su	M	Tu	W	T	F	S
						1
2	3	4	5	6	7	8
9	10	11	12	13	14	15
16	17	18	19	20	21	22
23	24	25	26	27	28	29
30	31					

AUGUST 23						
Su	M	Tu	W	T	F	S
		1	2	3	4	5
6	7	8	9	10	11	12
13	14	15	16	17	18	19
20	21	22	23	24	25	26
27	28	29	30	31		

SEPTEMBER 23						
Su	M	Tu	W	T	F	S
					1	2
3	4	5	6	7	8	9
10	11	12	13	14	15	16
17	18	19	20	21	22	23
24	25	26	27	28	29	30

OCTOBER 23						
Su	M	Tu	W	T	F	S
1	2	3	4	5	6	7
8	9	10	11	12	13	14
15	16	17	18	19	20	21
22	23	24	25	26	27	28
29	30	31				

NOVEMBER 23						
Su	M	Tu	W	T	F	S
			1	2	3	4
5	6	7	8	9	10	11
12	13	14	15	16	17	18
19	20	21	22	23	24	25
26	27	28	29	30		

DECEMBER 23						
Su	M	Tu	W	T	F	S
					1	2
3	4	5	6	7	8	9
10	11	12	13	14	15	16
17	18	19	20	21	22	23
24	25	26	27	28	29	30
31						

JANUARY 24						
Su	M	Tu	W	T	F	S
	1	2	3	4	5	6
7	8	9	10	11	12	13
14	15	16	17	18	19	20
21	22	23	24	25	26	27
28	29	30	31			

FEBRUARY 24						
Su	M	Tu	W	T	F	S
				1	2	3
4	5	6	7	8	9	10
11	12	13	14	15	16	17
18	19	20	21	22	23	24
25	26	27	28	29		

MARCH 24						
Su	M	Tu	W	T	F	S
					1	2
3	4	5	6	7	8	9
10	11	12	13	14	15	16
17	18	19	20	21	22	23
24	25	26	27	28	29	30
31						

APRIL 24						
Su	M	Tu	W	T	F	S
	1	2	3	4	5	6
7	8	9	10	11	12	13
14	15	16	17	18	19	20
21	22	23	24	25	26	27
28	29	30				

MAY 24						
Su	M	Tu	W	T	F	S
			1	2	3	4
5	6	7	8	9	10	11
12	13	14	15	16	17	18
19	20	21	22	23	24	25
26	27	28	29	30	31	

JUNE 24						
Su	M	Tu	W	T	F	S
						1
2	3	4	5	6	7	8
9	10	11	12	13	14	15
16	17	18	19	20	21	22
23	24	25	26	27	28	29
30						

IMPORTANT DATES

July 4	Independence Day - Offices/Schools Closed
August 10	Teacher Institute (8am to 3pm) No Student Attendance
August 11	Teacher Institute (8am to 3pm) No Student Attendance
August 14	Teacher Institute (8am to 3pm) No Student Attendance
August 15	First day of School, Full Day of Student Attendance
August 30	Late Start Day
September 4	Labor Day - Offices/Schools Closed
September 13	Late Start Day
October 4	Late Start Day
October 6	No Student Attendance
October 9	District Holiday - Offices/Schools Closed
October 13	End of QTR
October 27	Teacher Institute (8am to 3pm) No Student Attendance
November 8	Late Start Day
November 20 & 21	Parent - Teacher Conferences, No Student Attendance
November 22 - 24	Fall Break - Offices/Schools Closed
December 13	Late Start Day
December 22	End of QTR/Semester
Dec. 25 - Jan. 1	District Holiday - Offices/Schools Closed
Dec. 25 - Jan. 5	Winter Break, No Student Attendance
January 15	Martin Luther King Day - Offices/Schools Closed
January 24	Late Start Day
February 7	Late Start Day
February 16	No Student Attendance / Emergency Make-up Day*
February 19	Presidents Day - Offices/Schools Closed
March 1	Teacher Institute (8am to 3pm) Kane County ROE
March 6	Late Start Day
March 8	End of QTR
March 25 - 29	Spring Break, No Student Attendance
March 29	District Holiday - Offices/Schools Closed
April 17	Late Start Day
April 26	Teacher Institute (8am to 3pm) No Student Attendance
May 8	Late Start Day
May 23	Last day of school, if No Emergency Days have been used
May 24, 28 - 30	Emergency Make-up Days*
May 27	Memorial Day - Offices/Schools Closed
May 30	Last possible day of school - If ALL Emergency Make-up Days* are used
June 19	Juneteenth - Offices/Schools Closed



2023-2024 EMERGENCY MAKE-UP DAY CALENDAR

For the 2023-2024 school year, District 300 will make up a **maximum of 5 emergency days**.

The last possible day of school (if multiple emergency days are used) for the 2023-2024 school year is May 30, 2024. If no emergency days have been used, the last day of the school year will remain May 23, 2024.

In an effort to keep parents and guardians informed, District 300 will send an RCS email after each emergency day to confirm the make-up date. If, at any time, parents have questions about make-up days or the District 300 calendar, please email Communication.Services@d300.org.

1st Make-Up Date	February 16, 2024 would become a school attendance day
2nd Make-Up Date	May 24, 2024 would become a school attendance day
3rd Make-Up Date	May 28, 2024 would become a school attendance day
4th Make-Up Date	May 29, 2024 would become a school attendance day
5th Make-Up Date	May 30, 2024 would become a school attendance day



Late Start Dates

Wednesday, August 30, 2023

Wednesday, September 13, 2023

Wednesday, October 4, 2023

Wednesday, November 8, 2023

Wednesday, December 13, 2023*

Wednesday, January 24, 2024

Wednesday, February 7, 2024

Wednesday, March 6, 2024

Wednesday, April 17, 2024















Wednesday, May 8, 2024














*Preschool students do not attend school on late start dates, **with one exception.** Preschool **will** attend school on **December 13, 2023.**



2023-24 Late Start Bell Times

For Kindergarten through 12th Grade

School	Grade Level	Bell Times
 Algonquin Lakes Elementary	K-5	10 a.m. - 2:15 p.m.
 Algonquin Middle School	6-8	10:55 a.m. - 3:40 p.m.
 Big Timber Elementary	K-5	10 a.m. - 2:15 p.m.
 Carpentersville Middle School	6-8	10:55 a.m. - 3:40 p.m.
 deLacey Family Education Center	Preschool students do not follow Late Start schedules. Please refer to the preschool calendar by visiting www.d300.org/preschoolcalendar .	
 Dundee Highlands Elementary	K-5	10 a.m. - 2:15 p.m.
 Dundee Middle School	6-8	10:55 a.m. - 3:40 p.m.
 Dundee-Crown High School	9-12	9:30 a.m. - 2:58 p.m.
 Eastview Elementary	K-5	10 a.m. - 2:15 p.m.
 Gilberts Elementary	K-5	10 a.m. - 2:15 p.m.
 Golfview Elementary	K-5	10 a.m. - 2:15 p.m.
 Hampshire Elementary	K-5	10 a.m. - 2:15 p.m.
 Hampshire Middle School	6-8	10:55 a.m. - 3:40 p.m.
 Hampshire High School	9-12	9:30 a.m. - 2:58 p.m.

School	Grade Level	Bell Times
 Jacobs High School	9-12	9:30 a.m. - 2:58 p.m.
 Lake in the Hills Elementary	K-5	10 a.m. - 2:15 p.m.
 Lakewood Elementary	K-5	10 a.m. - 2:15 p.m.
 Liberty Elementary	K-5	10 a.m. - 2:15 p.m.
 Lincoln Prairie Elementary	K-5	10 a.m. - 2:15 p.m.
 Meadowdale Elementary	K-5	10 a.m. - 2:15 p.m.
 Neubert Elementary	K-5	10 a.m. - 2:15 p.m.
 Oak Ridge School	8-12	9:45 a.m. - 1:40 p.m.
 Parkview Elementary	K-5	10 a.m. - 2:15 p.m.
 Perry Elementary	K-5	10 a.m. - 2:15 p.m.
 Sleepy Hollow Elementary	K-5	10 a.m. - 2:15 p.m.
 Westfield Community School	K-5 6-8	10 a.m. - 2:15 p.m. 10:55 a.m. - 3:40 p.m.
 Wright Elementary	K-5	10 a.m. - 2:15 p.m.

A Note for Preschool Parents:

Preschool students do not follow Late Start schedules. Please refer to the preschool calendar by visiting www.d300.org/preschoolcalendar.



**ADDENDUM A
Terms of Teleservices Assignment**

PID: __

This Terms of Teleservices Assignment is subject to the terms and conditions of that certain Client Services Agreement between the parties outlined below.

Assignment Details

Sunbelt Staffing, LLC will contract with VocoVision for the provisions of telepractice services to Client. Client will pay Sunbelt Staffing, LLC for the hours worked by Telepractitioner under the following terms:

Telepractitioner:	Oryana Villegas		
Client:	Community Unit School District 300		
Assignment Start Date:	08/23/2023	Assignment End Date:	05/23/2024
Position:	TELE-SLP		
Hours per Week:	32.5		
Bill Rate per Hour	\$116.00	<i>Bill Rate is all-inclusive^(a)</i>	
Technology Fee:	\$0.00		

One VocoVision station per full time position at no cost. Additional stations can be provided with a \$1,000 per unit refundable deposit and \$200 per unit nonrefundable configuration and shipping charge. Deposit will be refunded to the school district upon return of the station(s) in working condition within fifteen (15) days of the assignment being completed.

Miscellaneous: _____

- a) Sales tax will be added to professional fees if required by state law and client is not a tax-exempt entity.
- b) Client agrees that it will not directly or indirectly, personally or through an agent or agency, contract with or employ any Consultant introduced or referred by Sunbelt or VocoVision for a period of (24) months after the last date Client received Services from such Consultant. If Client or its affiliate enters into such a relationship or refers Consultant to a third party for employment, Client agrees to pay an amount equal to first year's total compensation including but not limited to a signing and/or relocation bonus, as agreed upon at the time of hiring. Payment is due and payable to Sunbelt upon start date.
- c) Client agrees to approve Telepractitioner's weekly log of service. Logs will be submitted on a weekly basis by Telepractitioner for Client's review and approval. Should Telepractitioner fail to submit paperwork or weekly log to show proof of completed work, Client agrees to notify Sunbelt in writing within three (3) business days of alleged failure. Client's failure to notify Sunbelt in writing within three (3) days period shall negate any Client invoicing dispute.

By: 39856 - Community Unit School District 300

Print Name: _____ **Jennifer Porter**

Title: _____

Date: _____ **CFO**

2023-08-22

Client Responsibilities. Client agrees to the following items to facilitate VocoVision's provision of Services:

- (a) Client shall be responsible for providing a secure environment for VocoVision hardware and software ("Equipment") installed and operated at Client's designated location(s).
- (b) Client will provide sufficient infrastructure to support the proper operation of the Equipment, including network connectivity equal or superior to DSL access.
- (c) Client warrants that its facilities and operations will comply at all times with all federal, state and local safety and health laws, regulations and standards.
- (d) Client warrants that it will not use the Equipment for any purpose other than as contemplated hereunder and acknowledges that VocoVision is not responsible for any damages associated with such impermissible use.
- (e) Client agrees to provide appropriate local support to facilitate remote Telepractitioner's ability to fulfill the responsibilities outlined in Addendum C: Duties and Responsibilities.

Scheduling. Client agrees to the minimum hours of Services per week as stipulated in Addendum A: Terms of Teleservices Assignment and will schedule the appropriate number of student speech sessions and other related services each week to meet or exceed the minimum hours requirement. Client and telepractitioner will agree upon a weekly schedule for Services which will be loaded into the VocoVision system. Any revisions to the schedule must be submitted to the VocoVision Operations Department no later than 12:00 PM EST Friday for Services the following week. VocoVision requires a 24-hour notice to cancel scheduled Services. One cancellation without notice is permitted per school year. Additional cancellations with less than 48 hours' notice will be billed at the regular rate. Note that VocoVision telepractitioners are encouraged to complete non-therapy work (e.g., paperwork, planning, file reviews, etc.) during any such cancellation time.

Administrative Responsibilities. Client shall be responsible for orienting telepractitioners to Client's policies and procedures regarding the submission of any requisite paperwork which must be tendered for reimbursement by funding entities such as Medicare, Medicaid, or health insurance. Such paperwork may include, but is not limited to, individual education plans or Client-specific program plans. During the contracted assignment, should telepractitioners fail to submit paperwork as required per Client's policies and procedures, Client must notify VocoVision in writing within three (3) business days of alleged failure. Failure to notify VocoVision within the three (3) day period shall negate any Client claim to withhold payment due to paperwork non-compliance by telepractitioners. Within three (3) business days following the conclusion of a contracted assignment, Client shall conduct a final review to determine whether the completion of additional paperwork is needed from the telepractitioners. Failure to notify VocoVision prior to the fourth (4th) day after conclusion of the assignment will negate any Client claim to withhold payment due to paperwork non-compliance by telepractitioner.

By: 39856 - Community Unit School District 300

Print Name: ___

Title: ___ **Jennifer Porter**

Date: ___

CFO

2023-08-22

Duties and Responsibilities

The duties and responsibilities of a Telepractitioner include, but are not limited to the following:

- Collaborates with the school district to identify students' communication characteristics, support resources, as well as any physical, sensory, cognitive, behavioral and motivational needs to determine the benefit a student may receive through telepractice.
- Collaborates with the school district to determine assessment resources - including their potential benefits and limitations - in the telepractice setting, and to develop a plan to assess students appropriately.
- Monitors effectiveness of services and modifies evaluation and treatment plans as needed.
- Maintains appropriate documentation of delivered services in a format consistent with professional standards and client requirements.
- Complies with state and federal regulations to maintain student privacy and security.
- Facilitates behavior management strategies in students as appropriate.
- Provides information and counseling to families and school personnel as needed

By: 39856 - Community Unit School District 300

Print Name: ___

Title: ___ **Jennifer Porter**

Date: ___

CFO

2023-08-22

VocoVision Damaged Equipment Policy

If, during the course of contracted services, VocoVision computer equipment sustains damage or is missing components (keyboard, audio accessories, etc.), it should be reported immediately to the VocoVision Operations Department at 1-866-779-7005. Replacement equipment will be shipped to Client as needed. The costs of repairing or replacing the equipment (including shipping) will be charged to Client, but in no case shall exceed \$1,000 per unit.

At the end of the VocoVision contract period, all equipment must be returned in original packaging within 15 business days of completion of services. All returned equipment will be inspected for both physical and internal damage. If equipment is found to be damaged, VocoVision reserves the right to withhold from Client deposit the cost of repairing or replacing the damaged equipment. If no Client deposit exists, VocoVision will bill Client for such charges and will provide supporting documentation of all costs.

Packaging

All packaging, boxes and containers used to ship VocoVision equipment are considered property of VocoVision and must not be discarded. Packaging should be stored and kept in good condition during the course of the contract and must be used for return shipping at the conclusion of services. If VocoVision packaging is lost or damaged, Client is solely responsible for obtaining replacement packaging to ensure undamaged return of equipment to VocoVision. In such cases, we strongly recommend the use of a professional packaging and shipping service, such as the UPS Store or a FedEx retail location.

By: 39856 - Community Unit School District 300

Print Name: __

Title: __ **Jennifer Porter**

Date: __

CFO

2023-08-22



DISTRICT 300

COMMUNITY UNIT SCHOOL DISTRICT NO. 300 BOARD of EDUCATION MEMO

DATE: 09/12/2023

TO: Susan Harkin, Superintendent
Board of Education

FROM: Jennifer Porter, Chief Financial Officer

Presented at the following Board Meetings	
Board Operations	8/08/2023 & 9/12/2023
Policy/Legislative	
School Utilization	
BOE 1st Reading	08/08 & 9/12
BOE 2nd Reading	09/26/2023

SUBJECT: Approval of the 2023-2024 Proposed Budget

Background

Tonight, we will review the highlights and ask for approval of the FY 2023-2024 (FY24) Proposed Budget. The timeline for the budget approval process was as follows:

- 11/15/22 Reviewed 2022 tentative levy
- 12/15/22 Adopted 2022 levy
- 08/08/23 Reviewed and approved the FY23-24 tentative budget and the public hearing notice
- 09/12/23 Reviewed updated FY23-24 budget with the Board Finance Committee
- 09/26/23 Holds budget hearing and vote on FY24 Proposed Budget
- 09/28/23 Administration files 2023-2024 budget with Illinois State Board of Education, Cook, DeKalb, Kane & McHenry County Clerks, and Regional Office of Education and posts FY2023-2024 budget on D300 website.

I have included the following items in your board package:

- FY 24 Budget Fund - This document represents the budget by fund by object.
- FY 24 Budget Presentation - This document represents the budget presentation that was made during the budget hearing.
- FY 24 State Budget Form - This document is the State required budget form and resolution used in Illinois for adopting our annual budget.

Recommendation

As part of the final steps in the budget process, we will be asking the board for the following to:

- Adopt the FY23-24 Budget Resolution
- Authorize administration to:
 - Spend as outlined in the District budget;
 - Make purchases in accordance with State Statute and Board Policy; and
 - Make inter-fund loans as necessary.

Adoption of Proposed FY23-24 Budget Resolution

The Board of Education, having completed its budget hearing scheduled at the opening of this meeting, should consider adopting the proposed FY 2023-2024 Budget as presented tonight. The displayed budget contains all the required information and has been available to the public as required by law. If there are no further changes to be recommended in the budget, then it is appropriate that the Board of Education adopt the budget as displayed.

RECOMMENDATION

The administration recommends that the Board of Education Adopt the Resolution for the FY 2023-2024 Proposed Budget.

Spending Authorization

The Board of Education each year authorizes spending as outlined in the various district budgets.

RECOMMENDATION

The administration recommends that the Board of Education authorizes spending as outlined in the FY 2023-2024 District budget.

Bidding Authorization

It is the practice of D300 that in the formal adoption of the budget, the Board also directs the administrative staff to make purchases provided for within the budget in accordance with District policy and good business practice.

RECOMMENDATION

The administration recommends that the Board of Education authorizes the expenditures for all accounts in the FY 2023-2024 budget, as presented, in accordance with State Statute and Board Policy. Approval of bids and quotations for this budget shall be the responsibility of the Chief Financial Officer in alignment with Board Policy.

Inter-fund Loans Authorization

The Illinois School Code authorizes Boards of Education to make inter-fund loans between operating funds in the school district. It has been the practice of our school district to make such loans to facilitate the investment of money and avoid having to borrow money from outside financial institutions when one of the funds may be short due to the timing of local tax receipts. This inter-fund loan process is utilized only as authorized by State Statutes.

RECOMMENDATION

The administration recommends that the Board of Education reaffirms the past practice of transferring money on a loan basis between funds for the fiscal year, July 1, 2023, to June 30, 2024. Authorization is given to the Chief Financial Officer responsible for budget development to continue carrying out the process of inter-fund transfers for the Education Fund, O & M Fund, Transportation Fund, IMRF/SS Fund, Working Cash Fund, and Tort Immunity Fund as allowed under State Statute.

**RESOLUTION OF COMMUNITY UNIT SCHOOL DISTRICT 300
KANE, MCHENRY, COOK AND DEKALB COUNTIES, ILLINOIS
ADOPTION OF THE FY23-24 BUDGET RESOLUTION ITEMS**

The Board of Education, having completed its budget hearing scheduled at the opening of this meeting, should consider adopting the proposed FY 2023-2024 Budget as presented tonight. The displayed budget contains all the required information and has been available to the public as required by law. If there are no further changes to be recommended in the budget, then it is appropriate that the Board of Education adopt the budget as displayed.

RECOMMENDATION: Adopt Resolution on FY 2023-2024 Proposed Budget

Spending Authorization

The Board of Education each year authorizes spending as outlined in the various district budgets.

RECOMMENDATION: The Board of Education authorizes spending as outlined in the FY 2023-2024 District budget.

Bidding Authorization

It is the practice of D300 that in the formal adoption of the budget, the Board also directs the administrative staff to make purchases provided for within the budget in accordance with District policy and good business practice.

RECOMMENDATION: The Board of Education authorizes the expenditures for all accounts in the FY 2023-2024 budget, as presented, in accordance with the State Statute and Board Policy. Approval of bids and quotations for this budget shall be the responsibility of the Chief Financial Officer in alignment with Board Policy.

Inter-fund Loans Authorization

The Illinois School Code authorizes Boards of Education to make inter-fund loans between operating funds in the school district. It has been the practice of our school district to make such loans to facilitate the investment of money and avoid having to borrow money from outside financial institutions when one of the funds may be short due to the timing of local tax receipts. This inter-fund loan process is utilized only as authorized by State Statutes.

RECOMMENDATION: The Board of Education reaffirms the past practice of transferring money on a loan basis between funds for the fiscal year, July 1, 2023, to June 30, 2024. Authorization is given to the Chief Financial Officer responsible for budget development to continue carrying out the process of inter-fund transfers for the Education Fund, O & M Fund, Transportation Fund, IMRF/SS Fund, Working Cash Fund, and Tort Immunity Fund as allowed under State Statute.

Adopted:

Ayes:

Nays:

Absent:

President
Board of Education

Secretary
Board of Education

COMMUNITY UNIT SCHOOL DISTRICT #300
FISCAL YEAR 2023-2024 BUDGET
September 26, 2023

All Funds

	FY23 Budgeted Beginning Fund Balance	Revenue	Expenditure	Excess (Deficit)	Other Financing Sources (Uses)	FY24 Proposed Ending Balance
Educational	\$64,656,744	\$286,934,444	\$281,889,726	\$5,044,718		\$69,701,462
Operations and Maintenance	\$16,861,774	\$36,114,062	\$21,555,005	\$14,559,057	(\$14,489,420)	\$16,931,411
Debt Service	\$7,962,412	\$22,752,256	\$25,349,313	(\$2,597,057)	\$2,489,420	\$7,854,775
Transportation	\$8,576,339	\$20,312,970	\$21,977,833	(\$1,664,863)		\$6,911,476
Municipal Retirement	\$5,075,697	\$4,934,755	\$7,115,476	(\$2,180,721)		\$2,894,976
Capital Projects	\$35,287,337	\$11,029,969	\$17,609,909	(\$6,579,940)	\$12,000,000	\$40,707,397
Working Cash	\$39,849,215	\$1,773,031	\$0	\$1,773,031		\$41,622,246
Tort	\$839,561	\$2,484,931	\$2,332,000	\$152,931		\$992,492
	\$179,109,079	\$386,336,418	\$377,829,262	\$8,507,156	\$0	\$187,616,235

Income Statement

GL293 Date 09/22/23
Time 11:40

Company 10 - Educational Fund
Income Statement
For Period 1 Through 12 Ending June 30, 2024

USD

Page 1

Fiscal Year 2024 Budget

99

Consolidated

Educational Fund

Consolidated

Account Nbr	Description	Period Amount	Period Budget	Pct Of Budget	Year To Date Amount	Year To Date Budget	Pct Of Budget
REVENUE							
LOCAL							
	Revenue from Local Sources						
1111-0000	CUR YR General Levy	0.00	66,796,587.00	0.00	0.00	66,796,587.00	0.00
1112-0000	First PR YR General Levy	5,565,910.59	62,507,546.00	8.90	5,565,910.59	62,507,546.00	8.90
1113-0000	Other PR YR General Levies	0.00	722,210.00	0.00	0.00	722,210.00	0.00
1141-0000	CUR YR Special Education Levy	0.00	17,813,627.00	0.00	0.00	17,813,627.00	0.00
1142-0000	First PR YR Special Education	1,622,937.28	17,162,232.00	9.46	1,622,937.28	17,162,232.00	9.46
1311-0000	Tuition from Pupils or Parents	0.00	36,000.00	0.00	0.00	36,000.00	0.00
1511-0000	Interest on Investments	484,093.56	2,601,471.00	18.61	484,093.56	2,601,471.00	18.61
1611-0000	Sales to Pupils - Lunch	39,809.84	1,500,000.00	2.65	39,809.84	1,500,000.00	2.65
1612-0000	Sales to Pupils - Breakfast	282.04	150,000.00	.19	282.04	150,000.00	.19
1613-0000	Sales to Pupils - A La Carte	1,478.18	750,000.00	.20	1,478.18	750,000.00	.20
1621-0000	Sales to Adults	108.96	75,000.00	.15	108.96	75,000.00	.15
1691-0000	Other Food Service Revenue	0.00	53,000.00	0.00	0.00	53,000.00	0.00
1727-0000	Athletic Fees	61,830.98	355,000.00	17.42	61,830.98	355,000.00	17.42
1728-0000	Driver Education Behind the Wh	13,340.30	59,000.00	22.61	13,340.30	59,000.00	22.61
1729-0000	Flex PE Fees	12,284.16	25,500.00	48.17	12,284.16	25,500.00	48.17
1792-0000	Music Special Events	0.00	27,000.00	0.00	0.00	27,000.00	0.00
1793-0000	CTE Special Events	0.00	22,000.00	0.00	0.00	22,000.00	0.00
1811-0000	Regular Textbook Rental	40,218.56	221,000.00	18.20	40,218.56	221,000.00	18.20
1812-0000	Summer School Textbook Rental	740.00	2,720.00	27.21	740.00	2,720.00	27.21
1819-0000	Other Textbook Rental	964.48	5,300.00	18.20	964.48	5,300.00	18.20
1892-0000	Heart Rate Monitors Fee	1,400.00	3,500.00	40.00	1,400.00	3,500.00	40.00
1898-0000	Merchant Processing Fee	7,492.14	45,000.00	16.65	7,492.14	45,000.00	16.65
1941-0000	Technology E-Rate Revenue	0.00	193,000.00	0.00	0.00	193,000.00	0.00
1951-0000	Refund of PR YRs' Expenditure	112,120.04	160,000.00	70.08	112,120.04	160,000.00	70.08
1990-0000	P-Card Inadvertent	872.15	1,500.00	58.14	872.15	1,500.00	58.14
1991-0000	Payment from Other LEAs	66,709.52	350,000.00	19.06	66,709.52	350,000.00	19.06
1999-0000	Other Revenue-General	469,350.05	2,050,000.00	22.90	469,350.05	2,050,000.00	22.90
	Total Revenue from Local Sourc	8,422,323.15	173,688,193.00	4.85	8,422,323.15	173,688,193.00	4.85
STATE							
	Revenue from State Sources						
3001-0000	Evidence Based Funding (EBF)	6,702,154.00	73,723,688.00	9.09	6,702,154.00	73,723,688.00	9.09
3100-0000	Special Ed-Pvt Facility Tuitio	960,538.70	3,699,376.00	25.96	960,538.70	3,699,376.00	25.96
3120-0000	Special Ed-Orphanage Individua	0.00	387,765.00	0.00	0.00	387,765.00	0.00
3130-0000	Special Ed-Orphanage Summer	0.00	17,439.00	0.00	0.00	17,439.00	0.00
3360-0000	State Free Lunch & Breakfast	3,281.42	35,000.00	9.38	3,281.42	35,000.00	9.38
3370-0000	Driver Education	0.00	120,000.00	0.00	0.00	120,000.00	0.00
3696-0000	Safe School Grant	0.00	51,172.00	0.00	0.00	51,172.00	0.00
3999-0000	ALOP ROE Revenue	0.00	2,600,000.00	0.00	0.00	2,600,000.00	0.00
	Total Revenue from State Sourc	7,665,974.12	80,634,440.00	9.51	7,665,974.12	80,634,440.00	9.51
FEDERAL							
	Revenue from Federal Sources						
4210-0000	National School Lunch Program	0.00	6,000,000.00	0.00	0.00	6,000,000.00	0.00
4220-0000	School Breakfast Program	0.00	1,549,000.00	0.00	0.00	1,549,000.00	0.00
4225-0000	Summer Food Program	71,368.47	70,000.00	101.95	71,368.47	70,000.00	101.95

Income Statement

GL293 Date 09/22/23
Time 11:40

Company 10 - Educational Fund
Income Statement
For Period 1 Through 12 Ending June 30, 2024

USD

Page 2

Fiscal Year 2024 Budget

99

Consolidated

Educational Fund

Consolidated

Account Nbr	Description	Period Amount	Period Budget	Pct Of Budget	Year To Date Amount	Year To Date Budget	Pct Of Budget
FEDERAL							
	Revenue from Federal Sources						
4226-0000	Child & Adult Food Care Progr	0.00	250,000.00	0.00	0.00	250,000.00	0.00
4240-0000	Fresh Fruit and Veg. Program	2,879.72	27,000.00	10.67	2,879.72	27,000.00	10.67
4625-0000	Special Ed-IDEA Room & Board	50,925.45	376,699.00	13.52	50,925.45	376,699.00	13.52
4950-0000	Dept of Rehab Svcs	0.00	55,800.00	0.00	0.00	55,800.00	0.00
4991-0000	Medicaid Admin Outreach	192,279.12	1,000,000.00	19.23	192,279.12	1,000,000.00	19.23
4992-0000	Medicaid FFS	665,255.41	2,100,000.00	31.68	665,255.41	2,100,000.00	31.68
	Total Revenue from Federal Sou	982,708.17	11,428,499.00	8.60	982,708.17	11,428,499.00	8.60
	Total Revenue	17,071,005.44	265,751,132.00	6.42	17,071,005.44	265,751,132.00	6.42

EXPENSE

100	Expense						
	Salaries						
111-0000	Certified Administrator	2,973,754.53	12,410,421.00	23.96	2,973,754.53	12,410,421.00	23.96
112-0000	Certified Directors/Supervisors	1,085,347.79	4,834,801.00	22.45	1,085,347.79	4,834,801.00	22.45
113-0000	Certified Teachers	11,635,658.31	101,909,837.00	11.42	11,635,658.31	101,909,837.00	11.42
114-0000	Other Certified	1,485,554.25	12,941,524.00	11.48	1,485,554.25	12,941,524.00	11.48
115-0000	Non-Certified Supervision/Head	773,675.75	3,470,796.00	22.29	773,675.75	3,470,796.00	22.29
116-0000	Non-Certified Sec/Spec	1,345,084.15	7,521,730.00	17.88	1,345,084.15	7,521,730.00	17.88
117-0000	Non-Certified Paras/Custodial	992,023.80	9,956,544.00	9.96	992,023.80	9,956,544.00	9.96
118-0000	Other Non-Certified	165,034.27	2,721,740.00	6.06	165,034.27	2,721,740.00	6.06
119-0000	Other	181,085.00	1,194,656.00	15.16	181,085.00	1,194,656.00	15.16
121-0000	Substitute-Teacher	81,918.30	0.00	0.00	81,918.30	0.00	0.00
122-0000	Substitute-Paraprofessionals	3,690.00	0.00	0.00	3,690.00	0.00	0.00
123-0000	Substitute-Conferences	180.00	2,000.00	9.00	180.00	2,000.00	9.00
132-0000	1.5 Overtime	45,279.34	174,792.00	25.90	45,279.34	174,792.00	25.90
133-0000	2.0 Overtime	590.72	524.00	112.73	590.72	524.00	112.73
134-0000	Subs-Conferences/Prof Develop	180.00	0.00	0.00	180.00	0.00	0.00
135-0000	Long Term Certified Subs	66,870.00	0.00	0.00	66,870.00	0.00	0.00
138-0000	Subs-Grants	360.00	0.00	0.00	360.00	0.00	0.00
143-0000	Overload	0.00	320,000.00	0.00	0.00	320,000.00	0.00
147-0000	Officials- IHSA D300 Employees	142.00	0.00	0.00	142.00	0.00	0.00
148-0000	Extra Pay-Non-Certified	100,520.16	40,000.00	251.30	100,520.16	40,000.00	251.30
149-0000	Extra Pay-Certified	895,423.09	4,018,313.00	22.28	895,423.09	4,018,313.00	22.28
161-0000	Mileage Stipend	56,051.66	248,700.00	22.54	56,051.66	248,700.00	22.54
	Total Salaries	21,888,423.12	161,766,378.00	13.53	21,888,423.12	161,766,378.00	13.53

200	Employee Benefits						
211-0000	Teachers Retirement (TRS)	1,565,313.38	12,028,646.00	13.01	1,565,313.38	12,028,646.00	13.01
212-0000	Municipal Retirement (IMRF)	599.26-	0.00	0.00	599.26-	0.00	0.00
215-0000	One-Time TRS Early Retirement	76.05	0.00	0.00	76.05	0.00	0.00
218-0000	THIS Fund Employer Contributio	170,058.91	1,167,295.00	14.57	170,058.91	1,167,295.00	14.57
221-0000	Life Insurance	14,043.01	67,025.00	20.95	14,043.01	67,025.00	20.95
222-0000	Medical Insurance	2,840,386.83	28,390,355.00	10.00	2,840,386.83	28,390,355.00	10.00

Income Statement

GL293 Date 09/22/23
Time 11:40

Company 10 - Educational Fund
Income Statement
For Period 1 Through 12 Ending June 30, 2024

USD

Page 3

Fiscal Year 2024 Budget

99

Consolidated

Educational Fund

Consolidated

Account Nbr	Description	Period Amount	Period Budget	Pct Of Budget	Year To Date Amount	Year To Date Budget	Pct Of Budget
200	Employee Benefits						
223-0000	Dental Insurance	130,014.85	1,223,143.00	10.63	130,014.85	1,223,143.00	10.63
224-0000	Vision Insurance	25,561.63	227,249.00	11.25	25,561.63	227,249.00	11.25
225-0000	Disability Insurance	5,734.00	25,418.00	22.56	5,734.00	25,418.00	22.56
226-0000	HRA/HSA Board Contributions	64,750.00	1,301,500.00	4.98	64,750.00	1,301,500.00	4.98
233-0000	DESPA Tuition Reimbursement	774.00	0.00	0.00	774.00	0.00	0.00
235-0000	Admin Tuition Reimbursement	7,500.00	0.00	0.00	7,500.00	0.00	0.00
237-0000	Admin Cash-in-Lieu	8,625.00	0.00	0.00	8,625.00	0.00	0.00
	Total Employee Benefits	4,832,238.40	44,430,631.00	10.88	4,832,238.40	44,430,631.00	10.88
300	Purchased Services						
310-0000	Edustaff - Paid Time Off	7,559.40	2,500,000.00	.30	7,559.40	2,500,000.00	.30
311-0000	Professional Services-Administ	57,541.06	769,000.00	7.48	57,541.06	769,000.00	7.48
312-0000	Staff Development-On Site	132.99	38,400.00	.35	132.99	38,400.00	.35
313-0000	Staff Development	21,388.08	174,100.00	12.28	21,388.08	174,100.00	12.28
314-0000	Edustaff - All Other	15,936.20	437,591.00	3.64	15,936.20	437,591.00	3.64
315-0000	Food-Contracted	25,252.94	136,800.00	18.46	25,252.94	136,800.00	18.46
316-0000	Charter School Payment	1,964,714.62	8,518,244.00	23.06	1,964,714.62	8,518,244.00	23.06
317-0000	Audit/Financial Services	300.00	75,000.00	.40	300.00	75,000.00	.40
318-0000	Legal Services	2,132.62	150,000.00	1.42	2,132.62	150,000.00	1.42
319-0000	Other Professional & Technical	288,544.07	1,771,067.00	16.29	288,544.07	1,771,067.00	16.29
321-0000	Sanitation Services	0.00	1,000.00	0.00	0.00	1,000.00	0.00
323-0000	Repair & Maintenance	16,436.75	234,800.00	7.00	16,436.75	234,800.00	7.00
325-0000	Rentals	49,503.27	175,500.00	28.21	49,503.27	175,500.00	28.21
333-0000	District Travel	18,160.85	329,190.00	5.52	18,160.85	329,190.00	5.52
334-0000	Professional Meetings	14,872.35	36,000.00	41.31	14,872.35	36,000.00	41.31
336-0000	Pupil Transportation-Field Tri	4,951.27	0.00	0.00	4,951.27	0.00	0.00
339-0000	Other Transportation Services	0.00	500.00	0.00	0.00	500.00	0.00
341-0000	Postage & Shipping Charges	9,124.04	28,445.00	32.08	9,124.04	28,445.00	32.08
342-0000	Telephone-Local	33,259.84	295,249.00	11.27	33,259.84	295,249.00	11.27
346-0000	Telephone - WAN and Internet	15,000.00	202,637.00	7.40	15,000.00	202,637.00	7.40
347-0000	Telephone-Cellular	16,692.33	110,902.00	15.05	16,692.33	110,902.00	15.05
351-0000	Recruiting	1,500.00	14,300.00	10.49	1,500.00	14,300.00	10.49
352-0000	Legal Notices	0.00	25,500.00	0.00	0.00	25,500.00	0.00
361-0000	Printing & Binding	3,953.98	58,900.00	6.71	3,953.98	58,900.00	6.71
385-0000	Unemployment Insurance	0.00	35,000.00	0.00	0.00	35,000.00	0.00
389-0000	Insurance-Fire-Theft-All Other	17,546.18	0.00	0.00	17,546.18	0.00	0.00
391-0000	Officials-IHSA Sponsored	0.00	203,148.00	0.00	0.00	203,148.00	0.00
392-0000	License & Registrations	109,745.00	2,800.00	3919.46	109,745.00	2,800.00	3919.46
395-0000	Management Fees	45,991.45	10,117,045.00	.45	45,991.45	10,117,045.00	.45
397-0000	Software Licensing	2,159,676.73	3,479,990.00	62.06	2,159,676.73	3,479,990.00	62.06
398-0000	Banking/Credit Card Fees	13,442.32	125,000.00	10.75	13,442.32	125,000.00	10.75
	Total Purchased Services	4,913,358.34	30,046,108.00	16.35	4,913,358.34	30,046,108.00	16.35
400	Supplies & Materials						
411-0000	Supplies-General	471,867.19	4,140,078.00	11.40	471,867.19	4,140,078.00	11.40

Income Statement

GL293 Date 09/22/23
Time 11:40

Company 10 - Educational Fund
Income Statement
For Period 1 Through 12 Ending June 30, 2024

USD

Page 4

Fiscal Year 2024 Budget

99

Consolidated

Educational Fund

Consolidated

Account Nbr	Description	Period Amount	Period Budget	Pct Of Budget	Year To Date Amount	Year To Date Budget	Pct Of Budget
400	Supplies & Materials						
412-0000	Supplies-Testing Materials	0.00	196,600.00	0.00	0.00	196,600.00	0.00
415-0000	Supplies-Computer	33,133.54	0.00	0.00	33,133.54	0.00	0.00
417-0000	Supplies-Uniform	23,410.53	0.00	0.00	23,410.53	0.00	0.00
421-0000	Textbooks- Approved Standard	58,400.00	25,000.00	233.60	58,400.00	25,000.00	233.60
422-0000	Textbooks-Consumables	3,775.57	3,000.00	125.85	3,775.57	3,000.00	125.85
424-0000	Textbooks-Suppl/Innovation Mat	25,304.35	3,500.00	722.98	25,304.35	3,500.00	722.98
425-0000	Textbooks-Approved Standard El	3,521.50	1,647,000.00	.21	3,521.50	1,647,000.00	.21
431-0000	Library Books	2,481.93	26,000.00	9.55	2,481.93	26,000.00	9.55
441-0000	Periodicals	1,598.12	10,200.00	15.67	1,598.12	10,200.00	15.67
464-0000	Gasoline	51.01	18,000.00	.28	51.01	18,000.00	.28
471-0000	System Software	0.00	100.00	0.00	0.00	100.00	0.00
472-0000	Instructional Software	3,133.46	8,000.00	39.17	3,133.46	8,000.00	39.17
481-0000	Equipment < \$500	35,762.00	62,215.00	57.48	35,762.00	62,215.00	57.48
482-0000	Parts-Transportation	0.00	2,800.00	0.00	0.00	2,800.00	0.00
484-0000	Computer Related Equip < \$500	11,784.99	211,050.00	5.58	11,784.99	211,050.00	5.58
491-0000	Mat & Sup-Shipping	196.90	0.00	0.00	196.90	0.00	0.00
	Total Supplies & Materials	674,421.09	6,353,543.00	10.61	674,421.09	6,353,543.00	10.61
500	Capital Outlay						
541-0000	Equipment	35,925.12	46,000.00	78.10	35,925.12	46,000.00	78.10
546-0000	Software	202.89	0.00	0.00	202.89	0.00	0.00
	Total Capital Outlay	36,128.01	46,000.00	78.54	36,128.01	46,000.00	78.54
600	Other Objects						
641-0000	Dues & Fees	95,662.23	150,913.00	63.39	95,662.23	150,913.00	63.39
671-0000	Private Facility Tuition	663,926.22	8,948,336.00	7.42	663,926.22	8,948,336.00	7.42
672-0000	Room and Board	89,181.69	675,000.00	13.21	89,181.69	675,000.00	13.21
673-0000	General Tuition	178,360.88	270,000.00	66.06	178,360.88	270,000.00	66.06
691-0000	Miscellaneous Objects	7,361.14	104,500.00	7.04	7,361.14	104,500.00	7.04
	Total Other Objects	1,034,492.16	10,148,749.00	10.19	1,034,492.16	10,148,749.00	10.19
900	System Accounts						
750	Capital Outlay - Capitalized						
751-0000	Equipment < \$5000	65,021.14	5,191,632.00	1.25	65,021.14	5,191,632.00	1.25
755-0000	Computer Equipment < \$5000	1,557,244.72	2,723,373.00	57.18	1,557,244.72	2,723,373.00	57.18
757-0000	Network Equipment < \$5000	41,123.01	0.00	0.00	41,123.01	0.00	0.00
	Total Capital Outlay - Capita	1,663,388.87	7,915,005.00	21.02	1,663,388.87	7,915,005.00	21.02
	Total System Accounts	1,663,388.87	7,915,005.00	21.02	1,663,388.87	7,915,005.00	21.02
	Total Expense	35,042,449.99	260,706,414.00	13.44	35,042,449.99	260,706,414.00	13.44

Income Statement

GL293 Date 09/22/23
Time 11:40

Company 10 - Educational Fund USD
Income Statement
For Period 1 Through 12 Ending June 30, 2024

Page 5

Fiscal Year 2024 Budget 99

Consolidated

Educational Fund

Consolidated

Account Nbr	Description	Period Amount	Period Budget	Pct Of Budget	Year To Date Amount	Year To Date Budget	Pct Of Budget
750	Capital Outlay - Capitalized						
	Total Net Change in Fund Balan	17,971,444.55-	5,044,718.00	356.24-	17,971,444.55-	5,044,718.00	356.24-

Income Statement

GL293 Date 09/22/23
Time 11:40

Company 14 - Grant Fund
Income Statement
For Period 1 Through 12 Ending June 30, 2024

USD

Page 6

Fiscal Year 2024 Budget

99

Consolidated

Grant Fund

Consolidated

Account Nbr	Description	Period Amount	Period Budget	Pct Of Budget	Year To Date Amount	Year To Date Budget	Pct Of Budget
REVENUE							
Revenue							
LOCAL							
Revenue from Local Sources							
1511-0000	Interest on Investments	0.00	33,372.00	0.00	0.00	33,372.00	0.00
1921-0000	Contributions & Donations from	0.00	2,500.00	0.00	0.00	2,500.00	0.00
1922-0000	Foundation Donations	0.00	11,000.00	0.00	0.00	11,000.00	0.00
1999-0000	Other Revenue-General	0.00	5,977.00	0.00	0.00	5,977.00	0.00
Total Revenue from Local Sourc		0.00	52,849.00	0.00	0.00	52,849.00	0.00
STATE							
Revenue from State Sources							
3220-0000	Voc Ed School Improvement	57,921.00	240,077.00	24.13	57,921.00	240,077.00	24.13
3275-0000	Voc Ed Elem Career	0.00	13,837.00	0.00	0.00	13,837.00	0.00
3621-0000	School Library	16,595.73	25,534.00	64.99	16,595.73	25,534.00	64.99
3705-0000	Early Childhood-State PreK	180,153.00	1,581,831.00	11.39	180,153.00	1,581,831.00	11.39
3706-0000	Early Childhood-Prevention	0.00	630,372.00	0.00	0.00	630,372.00	0.00
3707-0000	Early Childhood-PreSchool For	0.00	791,133.00	0.00	0.00	791,133.00	0.00
3992-0000	After School Program Grant	10,978.00	101,531.00	10.81	10,978.00	101,531.00	10.81
3997-0000	School STEAM Revenue	4,286.00	0.00	0.00	4,286.00	0.00	0.00
Total Revenue from State Sourc		269,933.73	3,384,315.00	7.98	269,933.73	3,384,315.00	7.98
FEDERAL							
Revenue from Federal Sources							
4300-0000	Title I-Low Income	479,103.00	2,740,479.00	17.48	479,103.00	2,740,479.00	17.48
4331-0000	Title I-School Improvement	2,128.00	0.00	0.00	2,128.00	0.00	0.00
4400-0000	Title IV-Safe & Drug Free Scho	2,541.00	192,747.00	1.32	2,541.00	192,747.00	1.32
4600-0000	Special Ed-Preschool Flow Thro	19,138.00	102,605.00	18.65	19,138.00	102,605.00	18.65
4620-0000	Special Ed-IDEA Flow Through	488,431.00	4,363,666.00	11.19	488,431.00	4,363,666.00	11.19
4745-0000	Perkins-III	17,616.00	122,689.00	14.36	17,616.00	122,689.00	14.36
4909-0000	LIPLEPS-III	100,788.00	300,560.00	33.53	100,788.00	300,560.00	33.53
4932-0000	Title II-Teacher Quality	100,070.00	377,577.00	26.50	100,070.00	377,577.00	26.50
4944-0000	McKinney-Vento Homeless	4,579.00	0.00	0.00	4,579.00	0.00	0.00
4988-0000	IDEA ARP PreK Grant	12,694.00	0.00	0.00	12,694.00	0.00	0.00
4989-0000	IDEA ARP Grant	156,569.00	0.00	0.00	156,569.00	0.00	0.00
4990-0000	Early Childhood K-1st Jump Sta	24,127.00	0.00	0.00	24,127.00	0.00	0.00
4991-0000	Medicaid Admin Outreach	0.00	100,000.00	0.00	0.00	100,000.00	0.00
4998-0000	Other Federal Revenues	0.00	1,250,961.00	0.00	0.00	1,250,961.00	0.00
Total Revenue from Federal Sou		1,407,784.00	9,551,284.00	14.74	1,407,784.00	9,551,284.00	14.74
Total Revenue		1,677,717.73	12,988,448.00	12.92	1,677,717.73	12,988,448.00	12.92
EXPENSE							
Expense							
100							
Salaries							
112-0000	Certified Directors/Supervisors	5,804.61	0.00	0.00	5,804.61	0.00	0.00
113-0000	Certified Teachers	260,373.19	2,549,858.00	10.21	260,373.19	2,549,858.00	10.21
114-0000	Other Certified	31,470.54	120,876.00	26.04	31,470.54	120,876.00	26.04

Income Statement

GL293 Date 09/22/23
Time 11:40

Company 14 - Grant Fund
Income Statement
For Period 1 Through 12 Ending June 30, 2024

USD

Page 7

Fiscal Year 2024 Budget

99

Consolidated

Grant Fund

Consolidated

Account Nbr	Description	Period Amount	Period Budget	Pct Of Budget	Year To Date Amount	Year To Date Budget	Pct Of Budget
100	Salaries						
116-0000	Non-Certified Sec/Spec	21,945.58	116,290.00	18.87	21,945.58	116,290.00	18.87
117-0000	Non-Certified Paras/Custodial	65,850.68	564,994.00	11.66	65,850.68	564,994.00	11.66
118-0000	Other Non-Certified	209,842.86	1,234,734.00	16.99	209,842.86	1,234,734.00	16.99
132-0000	1.5 Overtime	0.00	310.00	0.00	0.00	310.00	0.00
138-0000	Subs-Grants	3,060.00	50,415.00	6.07	3,060.00	50,415.00	6.07
148-0000	Extra Pay-Non-Certified	77,205.17	76,730.00	100.62	77,205.17	76,730.00	100.62
149-0000	Extra Pay-Certified	256,165.00	771,263.00	33.21	256,165.00	771,263.00	33.21
	Total Salaries	931,717.63	5,485,470.00	16.99	931,717.63	5,485,470.00	16.99
200	Employee Benefits						
211-0000	Teachers Retirement (TRS)	27,594.46	171,994.00	16.04	27,594.46	171,994.00	16.04
212-0000	Municipal Retirement (IMRF)	0.00	33,373.00	0.00	0.00	33,373.00	0.00
213-0000	Federal Insurance Contribution	0.00	29,724.00	0.00	0.00	29,724.00	0.00
214-0000	Medicare Only	0.00	20,912.00	0.00	0.00	20,912.00	0.00
217-0000	TRS Federal Contribution	54,463.68	220,783.00	24.67	54,463.68	220,783.00	24.67
218-0000	THIS Fund Employer Contributio	3,950.89	21,751.00	18.16	3,950.89	21,751.00	18.16
221-0000	Life Insurance	298.65	2,103.00	14.20	298.65	2,103.00	14.20
222-0000	Medical Insurance	104,389.81	671,725.00	15.54	104,389.81	671,725.00	15.54
223-0000	Dental Insurance	6,296.58	45,079.00	13.97	6,296.58	45,079.00	13.97
224-0000	Vision Insurance	1,245.69	9,064.00	13.74	1,245.69	9,064.00	13.74
225-0000	Disability Insurance	7.86	0.00	0.00	7.86	0.00	0.00
226-0000	HRA/HSA Board Contributions	0.00	2,375.00	0.00	0.00	2,375.00	0.00
	Total Employee Benefits	198,247.62	1,228,883.00	16.13	198,247.62	1,228,883.00	16.13
300	Purchased Services						
312-0000	Staff Development-On Site	78,142.00	156,991.00	49.77	78,142.00	156,991.00	49.77
313-0000	Staff Development	0.00	6,417.00	0.00	0.00	6,417.00	0.00
314-0000	Edustaff - All Other	1,143,799.67	4,039,410.00	28.32	1,143,799.67	4,039,410.00	28.32
315-0000	Food-Contracted	0.00	62,045.00	0.00	0.00	62,045.00	0.00
319-0000	Other Professional & Technical	169,772.50	179,307.00	94.68	169,772.50	179,307.00	94.68
323-0000	Repair & Maintenance	0.00	3,942.00	0.00	0.00	3,942.00	0.00
327-0000	Computer Maintenance	0.00	504.00	0.00	0.00	504.00	0.00
331-0000	Pupil Transportation-General	0.00	2,295.00	0.00	0.00	2,295.00	0.00
333-0000	District Travel	2,047.58	27,032.00	7.57	2,047.58	27,032.00	7.57
334-0000	Professional Meetings	56,146.25	112,401.00	49.95	56,146.25	112,401.00	49.95
336-0000	Pupil Transportation-Field Tri	3,007.50	72,877.00	4.13	3,007.50	72,877.00	4.13
341-0000	Postage & Shipping Charges	0.00	18.00	0.00	0.00	18.00	0.00
361-0000	Printing & Binding	0.00	840.00	0.00	0.00	840.00	0.00
392-0000	License & Registrations	0.00	2,091.00	0.00	0.00	2,091.00	0.00
397-0000	Software Licensing	246,113.26	367,402.00	66.99	246,113.26	367,402.00	66.99
399-0000	Other Purchased Services	0.00	19,154.00	0.00	0.00	19,154.00	0.00
	Total Purchased Services	1,699,028.76	5,052,726.00	33.63	1,699,028.76	5,052,726.00	33.63
400	Supplies & Materials						

Income Statement

GL293 Date 09/22/23
Time 11:40

Company 14 - Grant Fund
Income Statement
For Period 1 Through 12 Ending June 30, 2024

USD

Page 8

Fiscal Year 2024 Budget

99

Consolidated

Grant Fund

Consolidated

Account Nbr	Description	Period Amount	Period Budget	Pct Of Budget	Year To Date Amount	Year To Date Budget	Pct Of Budget
400	Supplies & Materials						
411-0000	Supplies-General	22,769.23	383,744.00	5.93	22,769.23	383,744.00	5.93
412-0000	Supplies-Testing Materials	0.00	1,765.00	0.00	0.00	1,765.00	0.00
415-0000	Supplies-Computer	0.00	10,325.00	0.00	0.00	10,325.00	0.00
422-0000	Textbooks-Consumables	6,976.77	62,915.00	11.09	6,976.77	62,915.00	11.09
424-0000	Textbooks-Suppl/Innovation Mat	0.00	20,338.00	0.00	0.00	20,338.00	0.00
431-0000	Library Books	0.00	15,892.00	0.00	0.00	15,892.00	0.00
472-0000	Instructional Software	0.00	1,890.00	0.00	0.00	1,890.00	0.00
481-0000	Equipment < \$500	5,476.52	39,628.00	13.82	5,476.52	39,628.00	13.82
484-0000	Computer Related Equip < \$500	0.00	20,040.00	0.00	0.00	20,040.00	0.00
	Total Supplies & Materials	35,222.52	556,537.00	6.33	35,222.52	556,537.00	6.33
500	Capital Outlay						
531-0000	Improvements Other than Buildi	0.00	2,500.00	0.00	0.00	2,500.00	0.00
541-0000	Equipment	6,174.99	119,944.00	5.15	6,174.99	119,944.00	5.15
545-0000	Computer Equipment > \$5000	335.07	0.00	0.00	335.07	0.00	0.00
	Total Capital Outlay	6,510.06	122,444.00	5.32	6,510.06	122,444.00	5.32
600	Other Objects						
641-0000	Dues & Fees	1,400.00	54,146.00	2.59	1,400.00	54,146.00	2.59
	Total Other Objects	1,400.00	54,146.00	2.59	1,400.00	54,146.00	2.59
900	System Accounts						
750	Capital Outlay - Capitalized						
751-0000	Equipment < \$5000	17,790.90	388,770.00	4.58	17,790.90	388,770.00	4.58
755-0000	Computer Equipment < \$5000	15,195.49	99,472.00	15.28	15,195.49	99,472.00	15.28
	Total Capital Outlay - Capita	32,986.39	488,242.00	6.76	32,986.39	488,242.00	6.76
	Total System Accounts	32,986.39	488,242.00	6.76	32,986.39	488,242.00	6.76
	Total Expense	2,905,112.98	12,988,448.00	22.37	2,905,112.98	12,988,448.00	22.37
	Total Net Change in Fund Balan	1,227,395.25-	0.00	0.00	1,227,395.25-	0.00	0.00

Income Statement

GL293 Date 09/22/23
Time 11:40

Company 19 - Covid 19 Fund
Income Statement
For Period 1 Through 12 Ending June 30, 2024

USD

Page 9

Fiscal Year 2024 Budget 99

Consolidated

Covid 19 Fund

Consolidated

Account Nbr	Description	Period Amount	Period Budget	Pct Of Budget	Year To Date Amount	Year To Date Budget	Pct Of Budget
REVENUE							
FEDERAL Revenue from Federal Sources							
4942-0000	ESSER II	1,818,394.00	3,172,418.00	57.32	1,818,394.00	3,172,418.00	57.32
4943-0000	ESSER III	4,031,928.00	5,022,446.00	80.28	4,031,928.00	5,022,446.00	80.28
4987-0000	District-Led High Impact Tutor	60,396.00	0.00	0.00	60,396.00	0.00	0.00
	Total Revenue from Federal Sou	5,910,718.00	8,194,864.00	72.13	5,910,718.00	8,194,864.00	72.13
	Total Revenue	5,910,718.00	8,194,864.00	72.13	5,910,718.00	8,194,864.00	72.13
EXPENSE							
100 Expense							
Salaries							
112-0000	Certified Directors/Superviors	14,801.43	128,283.00	11.54	14,801.43	128,283.00	11.54
113-0000	Certified Teachers	238,470.43	2,045,293.00	11.66	238,470.43	2,045,293.00	11.66
114-0000	Other Certified	21,641.43	0.00	0.00	21,641.43	0.00	0.00
115-0000	Non-Certified Supervision/Head	5,739.38	74,902.00	7.66	5,739.38	74,902.00	7.66
117-0000	Non-Certified Paras/Custodial	14,509.48	349,546.00	4.15	14,509.48	349,546.00	4.15
118-0000	Other Non-Certified	7,159.76	187,563.00	3.82	7,159.76	187,563.00	3.82
132-0000	1.5 Overtime	34.17	0.00	0.00	34.17	0.00	0.00
148-0000	Extra Pay-Non-Certified	27,753.61	0.00	0.00	27,753.61	0.00	0.00
149-0000	Extra Pay-Certified	130,215.00	633,709.00	20.55	130,215.00	633,709.00	20.55
	Total Salaries	460,324.69	3,419,296.00	13.46	460,324.69	3,419,296.00	13.46
200 Employee Benefits							
211-0000	Teachers Retirement (TRS)	24,112.27	272,848.00	8.84	24,112.27	272,848.00	8.84
212-0000	Municipal Retirement (IMRF)	0.00	25,678.00	0.00	0.00	25,678.00	0.00
213-0000	Federal Insurance Contribution	0.00	16,014.00	0.00	0.00	16,014.00	0.00
214-0000	Medicare Only	0.00	37,173.00	0.00	0.00	37,173.00	0.00
217-0000	TRS Federal Contribution	42,163.24	0.00	0.00	42,163.24	0.00	0.00
218-0000	THIS Fund Employer Contributio	2,922.60	0.00	0.00	2,922.60	0.00	0.00
221-0000	Life Insurance	117.52	0.00	0.00	117.52	0.00	0.00
222-0000	Medical Insurance	32,255.36	529,847.00	6.09	32,255.36	529,847.00	6.09
223-0000	Dental Insurance	1,315.08	0.00	0.00	1,315.08	0.00	0.00
224-0000	Vision Insurance	222.80	0.00	0.00	222.80	0.00	0.00
225-0000	Disability Insurance	19.98	0.00	0.00	19.98	0.00	0.00
	Total Employee Benefits	103,128.85	881,560.00	11.70	103,128.85	881,560.00	11.70
300 Purchased Services							
314-0000	Edustaff - All Other	1,302.90	0.00	0.00	1,302.90	0.00	0.00
319-0000	Other Professional & Technical	148,870.49	339,752.00	43.82	148,870.49	339,752.00	43.82
325-0000	Rentals	1,535.62	0.00	0.00	1,535.62	0.00	0.00
336-0000	Pupil Transportation-Field Tri	0.00	150,000.00	0.00	0.00	150,000.00	0.00
397-0000	Software Licensing	0.00	155,588.00	0.00	0.00	155,588.00	0.00

Income Statement

GL293 Date 09/22/23
Time 11:40

Company 19 - Covid 19 Fund
Income Statement
For Period 1 Through 12 Ending June 30, 2024

USD

Page 10

Fiscal Year 2024 Budget

99

Consolidated

Covid 19 Fund

Consolidated

Account Nbr	Description	Period Amount	Period Budget	Pct Of Budget	Year To Date Amount	Year To Date Budget	Pct Of Budget
300	Purchased Services						
	Total Purchased Services	151,709.01	645,340.00	23.51	151,709.01	645,340.00	23.51
400	Supplies & Materials						
411-0000	Supplies-General	2,817.98-	25,000.00	11.27-	2,817.98-	25,000.00	11.27-
422-0000	Textbooks-Consumables	0.00	3,223,668.00	0.00	0.00	3,223,668.00	0.00
424-0000	Textbooks-Suppl/Innovation Mat	3,583,242.04	0.00	0.00	3,583,242.04	0.00	0.00
	Total Supplies & Materials	3,580,424.06	3,248,668.00	110.21	3,580,424.06	3,248,668.00	110.21
	Total Expense	4,295,586.61	8,194,864.00	52.42	4,295,586.61	8,194,864.00	52.42
	Total Net Change in Fund Balan	1,615,131.39	0.00	0.00	1,615,131.39	0.00	0.00

Income Statement

GL293 Date 09/22/23
Time 11:40

Company 20 - Operations & Maintenance Fund USD
Income Statement
For Period 1 Through 12 Ending June 30, 2024

Page 11

Fiscal Year 2024 Budget

99

Consolidated

Operations & Maintenance Fund

Consolidated

Account Nbr	Description	Period Amount	Period Budget	Pct Of Budget	Year To Date Amount	Year To Date Budget	Pct Of Budget
REVENUE							
Revenue							
LOCAL							
Revenue from Local Sources							
1111-0000	CUR YR General Levy	0.00	17,611,291.00	0.00	0.00	17,611,291.00	0.00
1112-0000	First PR YR General Levy	1,521,510.27	17,070,451.00	8.91	1,521,510.27	17,070,451.00	8.91
1390-0000	Transition Fees	203,822.08	340,051.00	59.94	203,822.08	340,051.00	59.94
1511-0000	Interest on Investments	83,258.87	429,460.00	19.39	83,258.87	429,460.00	19.39
1791-0000	Parking Permits	92,088.30	162,156.00	56.79	92,088.30	162,156.00	56.79
1910-0000	Building Rental	8,620.00	69,244.00	12.45	8,620.00	69,244.00	12.45
1951-0000	Refund of PR YRs' Expenditure	212.55	1,613.00	13.18	212.55	1,613.00	13.18
1997-0000	Revenue From Sale of Assets	0.00	89,796.00	0.00	0.00	89,796.00	0.00
1999-0000	Other Revenue-General	85,986.40	340,000.00	25.29	85,986.40	340,000.00	25.29
Total Revenue from Local Sourc		1,823,525.67	36,114,062.00	5.05	1,823,525.67	36,114,062.00	5.05
Total Revenue		1,823,525.67	36,114,062.00	5.05	1,823,525.67	36,114,062.00	5.05
EXPENSE							
Expense							
100							
Salaries							
115-0000	Non-Certified Supervision/Head	433,537.22	1,783,440.00	24.31	433,537.22	1,783,440.00	24.31
116-0000	Non-Certified Sec/Spec	8,484.99	98,433.00	8.62	8,484.99	98,433.00	8.62
117-0000	Non-Certified Paras/Custodial	1,201,517.28	6,188,937.00	19.41	1,201,517.28	6,188,937.00	19.41
118-0000	Other Non-Certified	0.00	42,626.00	0.00	0.00	42,626.00	0.00
119-0000	Other	38,415.75	0.00	0.00	38,415.75	0.00	0.00
132-0000	1.5 Overtime	89,520.43	148,937.00	60.11	89,520.43	148,937.00	60.11
133-0000	2.0 Overtime	31,325.88	146,619.00	21.37	31,325.88	146,619.00	21.37
161-0000	Mileage Stipend	623.00	0.00	0.00	623.00	0.00	0.00
Total Salaries		1,803,424.55	8,408,992.00	21.45	1,803,424.55	8,408,992.00	21.45
200							
Employee Benefits							
221-0000	Life Insurance	1,227.04	166,555.00	.74	1,227.04	166,555.00	.74
222-0000	Medical Insurance	350,070.35	1,314,601.00	26.63	350,070.35	1,314,601.00	26.63
223-0000	Dental Insurance	17,620.71	268,696.00	6.56	17,620.71	268,696.00	6.56
224-0000	Vision Insurance	3,583.38	240,427.00	1.49	3,583.38	240,427.00	1.49
225-0000	Disability Insurance	111.32	490.00	22.72	111.32	490.00	22.72
237-0000	Admin Cash-in-Lieu	450.00	0.00	0.00	450.00	0.00	0.00
Total Employee Benefits		373,062.80	1,990,769.00	18.74	373,062.80	1,990,769.00	18.74
300							
Purchased Services							
313-0000	Staff Development	0.00	5,408.00	0.00	0.00	5,408.00	0.00
315-0000	Food-Contracted	1,473.84	5,408.00	27.25	1,473.84	5,408.00	27.25
319-0000	Other Professional & Technical	91,914.20	367,212.00	25.03	91,914.20	367,212.00	25.03
321-0000	Sanitation Services	25,644.79	73,606.00	34.84	25,644.79	73,606.00	34.84
322-0000	Cleaning Services	0.00	30,042.00	0.00	0.00	30,042.00	0.00
323-0000	Repair & Maintenance	62,662.08	548,159.00	11.43	62,662.08	548,159.00	11.43

Income Statement

GL293 Date 09/22/23
Time 11:40

Company 20 - Operations & Maintenance Fund USD
Income Statement
For Period 1 Through 12 Ending June 30, 2024

Page 12

Fiscal Year 2024 Budget

99

Consolidated

Operations & Maintenance Fund

Consolidated

Account Nbr	Description	Period Amount	Period Budget	Pct Of Budget	Year To Date Amount	Year To Date Budget	Pct Of Budget
300	Purchased Services						
325-0000	Rentals	129,053.45	588,542.00	21.93	129,053.45	588,542.00	21.93
326-0000	Alarm System Services	9,159.67	108,160.00	8.47	9,159.67	108,160.00	8.47
333-0000	District Travel	252.20	0.00	0.00	252.20	0.00	0.00
347-0000	Telephone-Cellular	429.90	1,000.00	42.99	429.90	1,000.00	42.99
363-0000	Repair & Maint-Equip Elec	0.00	21,632.00	0.00	0.00	21,632.00	0.00
364-0000	Repair & Maint-Finishing Matl	1,520.00	76,080.00	2.00	1,520.00	76,080.00	2.00
365-0000	Repair & Maint-Plumbing	0.00	331,573.00	0.00	0.00	331,573.00	0.00
366-0000	Repair & Maint-Roofing	13,521.33	82,202.00	16.45	13,521.33	82,202.00	16.45
367-0000	Repair & Maint-HVAC	3,926.33	386,131.00	1.02	3,926.33	386,131.00	1.02
368-0000	Repair & Maint-Snowplowing	0.00	648,960.00	0.00	0.00	648,960.00	0.00
371-0000	Water/Sewer Services	62,659.99	505,025.00	12.41	62,659.99	505,025.00	12.41
385-0000	Unemployment Insurance	0.00	7,571.00	0.00	0.00	7,571.00	0.00
392-0000	License & Registrations	0.00	1,731.00	0.00	0.00	1,731.00	0.00
397-0000	Software Licensing	0.00	76,917.00	0.00	0.00	76,917.00	0.00
399-0000	Other Purchased Services	0.00	248,144.00	0.00	0.00	248,144.00	0.00
	Total Purchased Services	402,217.78	4,113,503.00	9.78	402,217.78	4,113,503.00	9.78
400	Supplies & Materials						
411-0000	Supplies-General	224,803.59	1,138,339.00	19.75	224,803.59	1,138,339.00	19.75
415-0000	Supplies-Computer	89.00	10,500.00	.85	89.00	10,500.00	.85
416-0000	Supplies-Athletic Fields	13,210.01	0.00	0.00	13,210.01	0.00	0.00
417-0000	Supplies-Uniform	4,403.86	46,509.00	9.47	4,403.86	46,509.00	9.47
418-0000	Supplies-B&G Schools	0.00	75,712.00	0.00	0.00	75,712.00	0.00
464-0000	Gasoline	929.67	39,856.00	2.33	929.67	39,856.00	2.33
465-0000	Natural Gas	59,654.27	783,650.00	7.61	59,654.27	783,650.00	7.61
466-0000	Electricity	462,744.19	2,283,229.00	20.27	462,744.19	2,283,229.00	20.27
481-0000	Equipment < \$500	11,392.99	86,622.00	13.15	11,392.99	86,622.00	13.15
482-0000	Parts-Transportation	0.00	3,000.00	0.00	0.00	3,000.00	0.00
484-0000	Computer Related Equip < \$500	0.00	21,632.00	0.00	0.00	21,632.00	0.00
485-0000	Supplies - Air Filters	10,233.36	56,351.00	18.16	10,233.36	56,351.00	18.16
486-0000	Supplies - Mop Heads Towels Ma	0.00	180,661.00	0.00	0.00	180,661.00	0.00
493-0000	Supplies-Equip Elec	8,090.97	115,000.00	7.04	8,090.97	115,000.00	7.04
494-0000	Supplies-Finishing Matl	36,426.13	274,186.00	13.29	36,426.13	274,186.00	13.29
495-0000	Supplies-Plumbing	12,421.67	80,038.00	15.52	12,421.67	80,038.00	15.52
496-0000	Supplies-Roofing	0.00	12,979.00	0.00	0.00	12,979.00	0.00
497-0000	Supplies-HVAC	35,045.00	324,480.00	10.80	35,045.00	324,480.00	10.80
498-0000	Supplies-Bagged Salt	0.00	32,448.00	0.00	0.00	32,448.00	0.00
499-0000	Supplies-Bulk Salt	0.00	48,672.00	0.00	0.00	48,672.00	0.00
	Total Supplies & Materials	879,444.71	5,613,864.00	15.67	879,444.71	5,613,864.00	15.67
500	Capital Outlay						
521-0000	Buildings	1,396.45	330,000.00	.42	1,396.45	330,000.00	.42
541-0000	Equipment	15,348.67-	782,850.00	1.96-	15,348.67-	782,850.00	1.96-
545-0000	Computer Equipment > \$5000	0.00	55,000.00	0.00	0.00	55,000.00	0.00

Income Statement

GL293 Date 09/22/23
Time 11:40

Company 20 - Operations & Maintenance Fund USD
Income Statement
For Period 1 Through 12 Ending June 30, 2024

Page 13

Fiscal Year 2024 Budget

99

Consolidated

Operations & Maintenance Fund Consolidated

Account Nbr	Description	Period Amount	Period Budget	Pct Of Budget	Year To Date Amount	Year To Date Budget	Pct Of Budget
500	Capital Outlay						
	Total Capital Outlay	13,952.22-	1,167,850.00	1.19-	13,952.22-	1,167,850.00	1.19-
600	Other Objects						
641-0000	Dues & Fees	0.00	9,000.00	0.00	0.00	9,000.00	0.00
661-0000	Transfers	0.00	2,489,420.00	0.00	0.00	2,489,420.00	0.00
	Total Other Objects	0.00	2,498,420.00	0.00	0.00	2,498,420.00	0.00
700	Transfers						
703-0000	Transfer Fund Balance	0.00	12,000,000.00	0.00	0.00	12,000,000.00	0.00
	Total Transfers	0.00	12,000,000.00	0.00	0.00	12,000,000.00	0.00
900	System Accounts						
750	Capital Outlay - Capitalized						
751-0000	Equipment < \$5000	22,905.73	251,027.00	9.12	22,905.73	251,027.00	9.12
	Total Capital Outlay - Capita	22,905.73	251,027.00	9.12	22,905.73	251,027.00	9.12
	Total System Accounts	22,905.73	251,027.00	9.12	22,905.73	251,027.00	9.12
	Total Expense	3,467,103.35	36,044,425.00	9.62	3,467,103.35	36,044,425.00	9.62
	Total Net Change in Fund Balan	1,643,577.68-	69,637.00	2360.21-	1,643,577.68-	69,637.00	2360.21-

Income Statement

GL293 Date 09/22/23
Time 11:40

Company 30 - Bond & Interest Fund
Income Statement
For Period 1 Through 12 Ending June 30, 2024

USD

Page 14

Fiscal Year 2024 Budget

99

Consolidated

Bond & Interest Fund

Consolidated

Account Nbr	Description	Period Amount	Period Budget	Pct Of Budget	Year To Date Amount	Year To Date Budget	Pct Of Budget
REVENUE							
Revenue							
LOCAL							
Revenue from Local Sources							
1111-0000	CUR YR General Levy	0.00	10,215,014.00	0.00	0.00	10,215,014.00	0.00
1112-0000	First PR YR General Levy	1,116,683.87	12,520,742.00	8.92	1,116,683.87	12,520,742.00	8.92
1511-0000	Interest on Investments	115,590.42	16,500.00	700.55	115,590.42	16,500.00	700.55
	Total Revenue from Local Sourc	1,232,274.29	22,752,256.00	5.42	1,232,274.29	22,752,256.00	5.42
OTHER SOURCE							
Other Financing Sources							
7992-0000	Other Source of Funds	0.00	2,489,420.00	0.00	0.00	2,489,420.00	0.00
	Total Other Financing Sources	0.00	2,489,420.00	0.00	0.00	2,489,420.00	0.00
	Total Revenue	1,232,274.29	25,241,676.00	4.88	1,232,274.29	25,241,676.00	4.88
EXPENSE							
Expense							
300							
Purchased Services							
319-0000	Other Professional & Technical	751.75	20,000.00	3.76	751.75	20,000.00	3.76
	Total Purchased Services	751.75	20,000.00	3.76	751.75	20,000.00	3.76
600							
Other Objects							
611-0000	Redemption of Principle	0.00	17,440,000.00	0.00	0.00	17,440,000.00	0.00
621-0000	Interest	0.00	7,889,313.00	0.00	0.00	7,889,313.00	0.00
	Total Other Objects	0.00	25,329,313.00	0.00	0.00	25,329,313.00	0.00
	Total Expense	751.75	25,349,313.00	0.00	751.75	25,349,313.00	0.00
	Total Net Change in Fund Balan	1,231,522.54	107,637.00-1144.14-		1,231,522.54	107,637.00-1144.14-	

Income Statement

GL293 Date 09/22/23
Time 11:40

Company 40 - Transportation Fund
Income Statement
For Period 1 Through 12 Ending June 30, 2024

USD

Page 15

Fiscal Year 2024 Budget

99

Consolidated

Transportation Fund

Consolidated

Account Nbr	Description	Period Amount	Period Budget	Pct Of Budget	Year To Date Amount	Year To Date Budget	Pct Of Budget
REVENUE							
Revenue							
LOCAL							
Revenue from Local Sources							
1111-0000	CUR YR General Levy	0.00	5,525,763.00	0.00	0.00	5,525,763.00	0.00
1112-0000	First PR YR General Levy	464,240.56	5,206,714.00	8.92	464,240.56	5,206,714.00	8.92
1511-0000	Interest on Investments	46,600.48	256,700.00	18.15	46,600.48	256,700.00	18.15
1994-0000	Field Trips	18,640.98	206,000.00	9.05	18,640.98	206,000.00	9.05
Total Revenue from Local Sourc		529,482.02	11,195,177.00	4.73	529,482.02	11,195,177.00	4.73
STATE							
Revenue from State Sources							
3500-0000	Transportation-Regular	1,113,875.74	3,704,597.00	30.07	1,113,875.74	3,704,597.00	30.07
3510-0000	Transportation-Special Ed	1,328,861.72	5,413,196.00	24.55	1,328,861.72	5,413,196.00	24.55
Total Revenue from State Sourc		2,442,737.46	9,117,793.00	26.79	2,442,737.46	9,117,793.00	26.79
Total Revenue		2,972,219.48	20,312,970.00	14.63	2,972,219.48	20,312,970.00	14.63
EXPENSE							
Expense							
100							
Salaries							
115-0000	Non-Certified Supervision/Head	26,813.52	116,192.00	23.08	26,813.52	116,192.00	23.08
116-0000	Non-Certified Sec/Spec	8,444.85	44,082.00	19.16	8,444.85	44,082.00	19.16
132-0000	1.5 Overtime	55.42	0.00	0.00	55.42	0.00	0.00
148-0000	Extra Pay-Non-Certified	611.45	0.00	0.00	611.45	0.00	0.00
149-0000	Extra Pay-Certified	41,887.50	0.00	0.00	41,887.50	0.00	0.00
161-0000	Mileage Stipend	623.00	0.00	0.00	623.00	0.00	0.00
Total Salaries		78,435.74	160,274.00	48.94	78,435.74	160,274.00	48.94
200							
Employee Benefits							
211-0000	Teachers Retirement (TRS)	256.19	0.00	0.00	256.19	0.00	0.00
218-0000	THIS Fund Employer Contributio	278.11	0.00	0.00	278.11	0.00	0.00
221-0000	Life Insurance	60.61	94.00	64.48	60.61	94.00	64.48
222-0000	Medical Insurance	9,008.28	39,861.00	22.60	9,008.28	39,861.00	22.60
223-0000	Dental Insurance	372.92	1,503.00	24.81	372.92	1,503.00	24.81
224-0000	Vision Insurance	88.64	358.00	24.76	88.64	358.00	24.76
225-0000	Disability Insurance	35.72	163.00	21.91	35.72	163.00	21.91
Total Employee Benefits		10,100.47	41,979.00	24.06	10,100.47	41,979.00	24.06
300							
Purchased Services							
319-0000	Other Professional & Technical	941.57	32,889.00	2.86	941.57	32,889.00	2.86
321-0000	Sanitation Services	479.01	15,538.00	3.08	479.01	15,538.00	3.08
323-0000	Repair & Maintenance	2,127.94	52,041.00	4.09	2,127.94	52,041.00	4.09
325-0000	Rentals	1,751.12	37,000.00	4.73	1,751.12	37,000.00	4.73
331-0000	Pupil Transportation-General	63,184.75	1,782,430.00	3.54	63,184.75	1,782,430.00	3.54
333-0000	District Travel	1,001.90	9,554.00	10.49	1,001.90	9,554.00	10.49

Income Statement

GL293 Date 09/22/23
Time 11:40

Company 40 - Transportation Fund
Income Statement
For Period 1 Through 12 Ending June 30, 2024

USD

Page 16

Fiscal Year 2024 Budget

99

Consolidated

Transportation Fund

Consolidated

Account Nbr	Description	Period Amount	Period Budget	Pct Of Budget	Year To Date Amount	Year To Date Budget	Pct Of Budget
300	Purchased Services						
334-0000	Professional Meetings	0.00	50.00	0.00	0.00	50.00	0.00
336-0000	Pupil Transportation-Field Tri	1,681.97	455,000.00	.37	1,681.97	455,000.00	.37
347-0000	Telephone-Cellular	78.00	320.00	24.38	78.00	320.00	24.38
361-0000	Printing & Binding	0.00	6,000.00	0.00	0.00	6,000.00	0.00
371-0000	Water/Sewer Services	411.72	7,000.00	5.88	411.72	7,000.00	5.88
389-0000	Insurance-Fire-Theft-All Other	0.00	49,200.00	0.00	0.00	49,200.00	0.00
392-0000	License & Registrations	0.00	500.00	0.00	0.00	500.00	0.00
394-0000	Managment Fees-Transportation	155,842.36	16,880,780.00	.92	155,842.36	16,880,780.00	.92
	Total Purchased Services	227,500.34	19,328,302.00	1.18	227,500.34	19,328,302.00	1.18
400	Supplies & Materials						
411-0000	Supplies-General	6,387.03	35,135.00	18.18	6,387.03	35,135.00	18.18
462-0000	Oil	3,777.45	55,415.00	6.82	3,777.45	55,415.00	6.82
464-0000	Gasoline	68,028.92	2,119,505.00	3.21	68,028.92	2,119,505.00	3.21
465-0000	Natural Gas	1,658.08	15,000.00	11.05	1,658.08	15,000.00	11.05
482-0000	Parts-Transportation	1,683.89	25,000.00	6.74	1,683.89	25,000.00	6.74
	Total Supplies & Materials	81,535.37	2,250,055.00	3.62	81,535.37	2,250,055.00	3.62
500	Capital Outlay						
531-0000	Improvements Other than Buildi	0.00	14,924.00	0.00	0.00	14,924.00	0.00
541-0000	Equipment	2,592.69-	75,000.00	3.46-	2,592.69-	75,000.00	3.46-
	Total Capital Outlay	2,592.69-	89,924.00	2.88-	2,592.69-	89,924.00	2.88-
900	System Accounts						
750	Capital Outlay - Capitalized						
751-0000	Equipment < \$5000	0.00	107,299.00	0.00	0.00	107,299.00	0.00
	Total Capital Outlay - Capita	0.00	107,299.00	0.00	0.00	107,299.00	0.00
	Total System Accounts	0.00	107,299.00	0.00	0.00	107,299.00	0.00
	Total Expense	394,979.23	21,977,833.00	1.80	394,979.23	21,977,833.00	1.80
	Total Net Change in Fund Balan	2,577,240.25	1,664,863.00-	154.80-	2,577,240.25	1,664,863.00-	154.80-

Income Statement

GL293 Date 09/22/23
Time 11:40

Company 50 - Municipal Retirement Fund USD
Income Statement
For Period 1 Through 12 Ending June 30, 2024

Page 17

Fiscal Year 2024 Budget 99

Consolidated

Municipal Retirement Fund

Consolidated

Account Nbr	Description	Period Amount	Period Budget	Pct Of Budget	Year To Date Amount	Year To Date Budget	Pct Of Budget
REVENUE							
Revenue							
LOCAL Revenue from Local Sources							
1111-0000	CUR YR General Levy	0.00	229,317.00	0.00	0.00	229,317.00	0.00
1112-0000	First PR YR General Levy	20,287.19	216,076.00	9.39	20,287.19	216,076.00	9.39
1511-0000	Interest on Investments	23,694.64	178,413.00	13.28	23,694.64	178,413.00	13.28
Total Revenue from Local Sourc		43,981.83	623,806.00	7.05	43,981.83	623,806.00	7.05
Total Revenue		43,981.83	623,806.00	7.05	43,981.83	623,806.00	7.05
EXPENSE							
Expense							
200 Employee Benefits							
212-0000	Municipal Retirement (IMRF)	404,225.06	2,536,530.00	15.94	404,225.06	2,536,530.00	15.94
Total Employee Benefits		404,225.06	2,536,530.00	15.94	404,225.06	2,536,530.00	15.94
Total Expense		404,225.06	2,536,530.00	15.94	404,225.06	2,536,530.00	15.94
Total Net Change in Fund Balan		360,243.23-	1,912,724.00-	18.83	360,243.23-	1,912,724.00-	18.83

Income Statement

GL293 Date 09/22/23
Time 11:40

Company 51 - Social Security/Medicare Fund USD
Income Statement
For Period 1 Through 12 Ending June 30, 2024

Page 18

Fiscal Year 2024 Budget

99

Consolidated

Social Security/Medicare Fund Consolidated

Account Nbr	Description	Period Amount	Period Budget	Pct Of Budget	Year To Date Amount	Year To Date Budget	Pct Of Budget
REVENUE							
Revenue							
LOCAL							
Revenue from Local Sources							
1151-0000	CUR YR Soc Sec/Medicare Levy	0.00	1,936,779.00	0.00	0.00	1,936,779.00	0.00
1152-0000	First PR YR Soc Sec/Medicare L	162,298.96	1,824,953.00	8.89	162,298.96	1,824,953.00	8.89
1231-0000	Corporate Personal Property Re	144,152.90	500,000.00	28.83	144,152.90	500,000.00	28.83
1511-0000	Interest on Investments	2,702.20	49,217.00	5.49	2,702.20	49,217.00	5.49
Total Revenue from Local Sourc		309,154.06	4,310,949.00	7.17	309,154.06	4,310,949.00	7.17
Total Revenue		309,154.06	4,310,949.00	7.17	309,154.06	4,310,949.00	7.17
EXPENSE							
Expense							
200							
Employee Benefits							
213-0000	Federal Insurance Contribution	375,089.27	2,138,021.00	17.54	375,089.27	2,138,021.00	17.54
214-0000	Medicare Only	351,638.75	2,440,925.00	14.41	351,638.75	2,440,925.00	14.41
Total Employee Benefits		726,728.02	4,578,946.00	15.87	726,728.02	4,578,946.00	15.87
Total Expense		726,728.02	4,578,946.00	15.87	726,728.02	4,578,946.00	15.87
Total Net Change in Fund Balan		417,573.96-	267,997.00-	155.81	417,573.96-	267,997.00-	155.81

Income Statement

GL293 Date 09/22/23
Time 11:40

Company 60 - Site & Construction Fund
Income Statement
For Period 1 Through 12 Ending June 30, 2024

USD

Page 19

Fiscal Year 2024 Budget

99

Consolidated

Site & Construction Fund

Consolidated

Account Nbr	Description	Period Amount	Period Budget	Pct Of Budget	Year To Date Amount	Year To Date Budget	Pct Of Budget
REVENUE							
Revenue							
LOCAL							
Revenue from Local Sources							
1192-0000	First PR YR Other Tax Levy	42,001.62-	0.00	0.00	42,001.62-	0.00	0.00
1195-0000	Property Tax Revenue Recapture	17,773.66	0.00	0.00	17,773.66	0.00	0.00
1231-0000	Corporate Personal Property Re	894,101.47	3,542,033.00	25.24	894,101.47	3,542,033.00	25.24
1511-0000	Interest on Investments	106,653.87	460,938.00	23.14	106,653.87	460,938.00	23.14
	Total Revenue from Local Sourc	976,527.38	4,002,971.00	24.40	976,527.38	4,002,971.00	24.40
STATE							
Revenue from State Sources							
3925-0000	Maintence Project Grants	0.00	50,000.00	0.00	0.00	50,000.00	0.00
	Total Revenue from State Sourc	0.00	50,000.00	0.00	0.00	50,000.00	0.00
FEDERAL							
Revenue from Federal Sources							
4943-0000	ESSER III	0.00	6,271,698.00	0.00	0.00	6,271,698.00	0.00
	Total Revenue from Federal Sou	0.00	6,271,698.00	0.00	0.00	6,271,698.00	0.00
OTHER SOURCE							
Other Financing Sources							
7800-0000	Transfer to Capital Projects F	0.00	12,000,000.00	0.00	0.00	12,000,000.00	0.00
	Total Other Financing Sources	0.00	12,000,000.00	0.00	0.00	12,000,000.00	0.00
	Total Revenue	976,527.38	22,324,669.00	4.37	976,527.38	22,324,669.00	4.37
EXPENSE							
Expense							
500							
Capital Outlay							
521-0000	Buildings	5,491,543.21	17,609,909.00	31.18	5,491,543.21	17,609,909.00	31.18
	Total Capital Outlay	5,491,543.21	17,609,909.00	31.18	5,491,543.21	17,609,909.00	31.18
	Total Expense	5,491,543.21	17,609,909.00	31.18	5,491,543.21	17,609,909.00	31.18
	Total Net Change in Fund Balan	4,515,015.83-	4,714,760.00	95.76-	4,515,015.83-	4,714,760.00	95.76-

Income Statement

GL293 Date 09/22/23
Time 11:40

Company 61 - Impact Fees Fund
Income Statement
For Period 1 Through 12 Ending June 30, 2024

USD

Page 20

Fiscal Year 2024 Budget

99

Consolidated

Impact Fees Fund

Consolidated

Account Nbr	Description	Period Amount	Period Budget	Pct Of Budget	Year To Date Amount	Year To Date Budget	Pct Of Budget
REVENUE							
Revenue							
LOCAL Revenue from Local Sources							
1511-0000	Interest on Investments	83,932.78	102,430.00	81.94	83,932.78	102,430.00	81.94
1931-0000	Impact Fees-East Dundee/West D	0.00	100,000.00	0.00	0.00	100,000.00	0.00
1937-0000	Impact Fees-Hampshire	1,346.51	100,000.00	1.35	1,346.51	100,000.00	1.35
1938-0000	Impact Fees-Gilberts	0.00	100,000.00	0.00	0.00	100,000.00	0.00
1939-0000	Impact Fees-Algonquin/Carpente	0.00	100,000.00	0.00	0.00	100,000.00	0.00
1941-0000	Technology E-Rate Revenue	0.00	101,435.00	0.00	0.00	101,435.00	0.00
1981-0000	ERATE Funding	0.00	101,435.00	0.00	0.00	101,435.00	0.00
Total Revenue from Local Sourc		85,279.29	705,300.00	12.09	85,279.29	705,300.00	12.09
Total Revenue		85,279.29	705,300.00	12.09	85,279.29	705,300.00	12.09
EXPENSE							
Expense							
Total Net Change in Fund Balan		85,279.29	705,300.00	12.09	85,279.29	705,300.00	12.09

Income Statement

GL293 Date 09/22/23
Time 11:40

Company 70 - Working Capital Fund
Income Statement
For Period 1 Through 12 Ending June 30, 2024

USD

Page 21

Fiscal Year 2024 Budget

99

Consolidated

Working Capital Fund

Consolidated

Account Nbr	Description	Period Amount	Period Budget	Pct Of Budget	Year To Date Amount	Year To Date Budget	Pct Of Budget
REVENUE							
Revenue							
LOCAL Revenue from Local Sources							
1111-0000	CUR YR General Levy	0.00	2,533.00	0.00	0.00	2,533.00	0.00
1112-0000	First PR YR General Levy	208.60	2,386.00	8.74	208.60	2,386.00	8.74
1511-0000	Interest on Investments	213,184.77	1,768,112.00	12.06	213,184.77	1,768,112.00	12.06
Total Revenue from Local Sourc		213,393.37	1,773,031.00	12.04	213,393.37	1,773,031.00	12.04
Total Revenue		213,393.37	1,773,031.00	12.04	213,393.37	1,773,031.00	12.04
EXPENSE							
Expense							
Total Net Change in Fund Balan		213,393.37	1,773,031.00	12.04	213,393.37	1,773,031.00	12.04

Income Statement

GL293 Date 09/22/23
Time 11:40

Company 80 - Tort Immunity Fund
Income Statement
For Period 1 Through 12 Ending June 30, 2024

USD

Page 22

Fiscal Year 2024 Budget

99

Consolidated

Tort Immunity Fund

Consolidated

Account Nbr	Description	Period Amount	Period Budget	Pct Of Budget	Year To Date Amount	Year To Date Budget	Pct Of Budget
REVENUE							
Revenue							
LOCAL Revenue from Local Sources							
1121-0000	CUR YR Tort Immunity Levy	107,517.88	1,279,298.00	8.40	107,517.88	1,279,298.00	8.40
1122-0000	First PR YR Tort Immunity Levy	0.00	1,205,433.00	0.00	0.00	1,205,433.00	0.00
1511-0000	Interest on Investments	0.00	200.00	0.00	0.00	200.00	0.00
Total Revenue from Local Sourc		107,517.88	2,484,931.00	4.33	107,517.88	2,484,931.00	4.33
Total Revenue		107,517.88	2,484,931.00	4.33	107,517.88	2,484,931.00	4.33
EXPENSE							
Expense							
300 Purchased Services							
382-0000	Fidelity Bond Premiums	13,968.00	40,000.00	34.92	13,968.00	40,000.00	34.92
383-0000	Worker's Compensation Insuranc	1,167,961.00	1,168,000.00	100.00	1,167,961.00	1,168,000.00	100.00
389-0000	Insurance-Fire-Theft-All Other	1,123,942.00	1,124,000.00	99.99	1,123,942.00	1,124,000.00	99.99
Total Purchased Services		2,305,871.00	2,332,000.00	98.88	2,305,871.00	2,332,000.00	98.88
Total Expense		2,305,871.00	2,332,000.00	98.88	2,305,871.00	2,332,000.00	98.88
Total Net Change in Fund Balan		2,198,353.12-	152,931.00	1437.48-	2,198,353.12-	152,931.00	1437.48-

District Type:

- School District
- Joint Agreement

ILLINOIS STATE BOARD OF EDUCATION
School Business Services Division

SCHOOL DISTRICT/JOINT AGREEMENT BUDGET FORM *
July 1, 2023 - June 30, 2024

Accounting Basis:

- Cash
- Accrual

Balanced budget; no Deficit Reduction Plan is required.

Is this an amended budget? _____

Date of Amended Budget: _____

(MM/DD/YY)

District Name:

CUSD 300

District RCDT No:

31045300026

If your FY2023 AFR states that you need to do a deficit reduction plan and your FY2024 budget is balanced, please state the measures you took to have your budget become balanced. (Bckgrnd-Assumpt 25-26)

Budget of CUSD 300, County of Kane/McHenry/Cook/DeKalb,
State of Illinois, for the Fiscal Year beginning July 1, 2023 and ending June 30, 2024.

WHEREAS the Board of Education of CUSD 300,
County of Kane/McHenry/Cook/DeKalb, State of Illinois, caused to be prepared in tentative form a budget, and the Secretary of this Board has made the same conveniently available to public inspection for at least thirty days prior to final action thereon;

AND WHEREAS a public hearing was held as to such budget on the 26 day of September, 2023,
notice of said hearing was given at least thirty days prior thereto as required by law, and all other legal requirements have been complied with;

NOW, THEREFORE, Be it resolved by the Board of Education of said district as follows:

Section 1: That the fiscal year of this school district be and the same hereby is fixed and declared to be
beginning July 1, 2023 and ending June 30, 2024.

Section 2: That the following budget containing an estimate of amounts available in each Fund, separately, and expenditures from each be
and the same is hereby adopted as the budget of this school district for said fiscal year.

ADOPTION OF BUDGET

The budget shall be approved and signed below by members of the School Board. Adopted this 26 day of September, 2023
by a roll call vote of _____ Yeas, and _____ Nays, to wit:

** MEMBERS VOTING YEA:	** MEMBERS VOTING NAY:

* Based on the 23 Illinois Administrative Code-Part 100 and inconformity with Section 17-1 of the School Code.
 ** Type in the members who voted "YEA" nor "NAY". Actual school board member signatures are not required for electronic submission.
 (1) A certified copy of this document must be filed with the county clerk within 30 days of adoption as required by Section 18-50 of the Property Tax Code (35 ILCS 200/18-50).
 (2) Districts are required to submit the adopted/amended budget electronically to ISBE within 30 days of adoption or by October 30, whichever comes first. Budgets are submitted to School Finance Report (SFR): <https://sec1.isbe.net/attachmqr/default.aspx>
 Please type the member signatures before submitting to ISBE. We do not accept PDF copies.

	A	B	C	D	E	F	G	H	I	J	K	L
1	<i>Begin entering data on EstRev 6-11 and EstExp 12-20 tabs.</i>		(10)	(20)	(30)	(40)	(50)	(60)	(70)	(80)	(90)	
2	Description: Enter Whole Numbers Only	Acct #	Educational	Operations & Maintenance	Debt Service	Transportation	Municipal Retirement/ Social Security	Capital Projects	Working Cash	Tort	Fire Prevention & Safety	
3	ESTIMATED BEGINNING FUND BALANCE (without Student Activity Funds) ¹ as of July 1, 2023		64,656,744	16,861,774	7,962,412	8,576,339	5,075,697	35,287,337	39,849,215	839,561	0	
4	RECEIPTS/REVENUES (without Student Activity Funds)											
5	LOCAL SOURCES	1000	173,741,042	36,114,062	25,241,676	11,195,177	4,934,755	4,708,271	1,773,031	2,484,931	0	
6	FLOW-THROUGH RECEIPTS/REVENUES FROM ONE DISTRICT TO ANOTHER DISTRICT	2000	0	0		0	0					
7	STATE SOURCES	3000	84,018,755	0	0	9,117,793	0	50,000	0	0	0	
8	FEDERAL SOURCES	4000	29,174,647	0	0	0	0	6,271,698	0	0	0	
9	Total Direct Receipts/Revenues ⁸		286,934,444	36,114,062	25,241,676	20,312,970	4,934,755	11,029,969	1,773,031	2,484,931	0	
10	Receipts/Revenues for "On Behalf" Payments ²	3998										
11	Total Receipts/Revenues		286,934,444	36,114,062	25,241,676	20,312,970	4,934,755	11,029,969	1,773,031	2,484,931	0	
12	DISBURSEMENTS/EXPENDITURES (without Student Activity Funds)											
13	INSTRUCTION	1000	189,057,724				2,687,025			0	0	
14	SUPPORT SERVICES	2000	86,005,960	21,555,005		21,977,833	4,294,102	17,609,909		2,332,000	0	
15	COMMUNITY SERVICES	3000	2,645,684	0		0	134,349			0	0	
16	PAYMENTS TO OTHER DISTRICTS & GOVT UNITS	4000	4,180,358	0	0	0	0	0		0	0	
17	DEBT SERVICES	5000	0	0	25,349,313	0	0			0	0	
18	PROVISION FOR CONTINGENCIES	6000	0	0	0	0	0	0		0	0	
19	Total Direct Disbursements/Expenditures ⁹		281,889,726	21,555,005	25,349,313	21,977,833	7,115,476	17,609,909		2,332,000	0	
20	Disbursements/Expenditures for "On Behalf" Payments ²	4180	0	0	0	0	0	0		0	0	
21	Total Disbursements/Expenditures		281,889,726	21,555,005	25,349,313	21,977,833	7,115,476	17,609,909		2,332,000	0	
22	Excess of Direct Receipts/Revenues Over (Under) Direct Disbursements/Expenditures		5,044,718	14,559,057	(107,637)	(1,664,863)	(2,180,721)	(6,579,940)	1,773,031	152,931	0	
23	OTHER SOURCES/USES OF FUNDS											
24	OTHER SOURCES OF FUNDS (7000)											
25	PERMANENT TRANSFER FROM VARIOUS FUNDS											
26	Abolishment the Working Cash Fund ¹⁶	7110										
27	Abatement of the Working Cash Fund ¹⁶	7110										
28	Transfer of Working Cash Fund Interest	7120										
29	Transfer Among Funds	7130										
30	Transfer of Interest	7140										
31	Transfer from Capital Projects Fund to O&M Fund	7150		0								
32	Transfer of Excess Fire Prev & Safety Tax & Interest ³ Proceeds to O&M Fund	7160		0								
33	Transfer of Excess Accumulated Fire Prev & Safety Bond and Int ^{3a} Proceeds to Debt Service Fund	7170			0							
34	SALE OF BONDS (7200)											
35	Principal on Bonds Sold ⁴	7210										
36	Premium on Bonds Sold	7220										
37	Accrued Interest on Bonds Sold	7230										
38	Sale or Compensation for Fixed Assets ⁵	7300										
39	Transfer to Debt Service to Pay Principal on GASB 87 Leases	7400			0							
40	Transfer to Debt Service to Pay Interest on GASB 87 Leases	7500			0							
41	Transfer to Debt Service Fund to Pay Principal on Revenue Bonds	7600			0							
42	Transfer to Debt Service Fund to Pay Interest on Revenue Bonds	7700			0							
43	Transfer to Capital Projects Fund	7800						12,000,000				
44	ISBE Loan Proceeds	7900										
45	Other Sources Not Classified Elsewhere	7990										
46	Total Other Sources of Funds ⁸		0	0	0	0	0	12,000,000	0	0	0	

	A	B	C	D	E	F	G	H	I	J	K	L
1	<i>Begin entering data on EstRev 6-11 and EstExp 12-20 tabs.</i>		(10)	(20)	(30)	(40)	(50)	(60)	(70)	(80)	(90)	
2	Description: Enter Whole Numbers Only	Acct #	Educational	Operations & Maintenance	Debt Service	Transportation	Municipal Retirement/ Social Security	Capital Projects	Working Cash	Tort	Fire Prevention & Safety	
47	OTHER USES OF FUNDS (8000)											
49	TRANSFER TO VARIOUS OTHER FUNDS (8100)											
50	Abolishment or Abatement of the Working Cash Fund ¹⁶	8110							0			
51	Transfer of Working Cash Fund Interest	8120							0			
52	Transfer Among Funds	8130										
53	Transfer of Interest ⁶	8140										
54	Transfer from Capital Projects Fund to O&M Fund	8150										
55	Transfer of Excess Fire Prev & Safety Tax & Interest ³ Proceeds to O&M Fund	8160										
56	Transfer of Excess Accumulated Fire Prev & Safety Bond ^{3a} and Int Proceeds to Debt Service Fund	8170										
57	Taxes Pledged to Pay Principal on GASB 87 Leases	8410										
58	Grants/Reimbursements Pledged to Pay Principal on GASB 87 Leases	8420										
59	Other Revenues Pledged to Pay Principal on GASB 87 Leases	8430										
60	Fund Balance Transfers Pledged to Pay Principal on GASB 87 Leases	8440										
61	Taxes Pledged to Pay Interest on GASB 87 Leases	8510										
62	Grants/Reimbursements Pledged to Pay Interest on GASB 87 Leases	8520										
63	Other Revenues Pledged to Pay Interest on GASB 87 Leases	8530										
64	Fund Balance Transfers Pledged to Pay Interest on GASB 87 Leases	8540										
65	Taxes Pledged to Pay Principal on Revenue Bonds	8610										
66	Grants/Reimbursements Pledged to Pay Principal on Revenue Bonds	8620										
67	Other Revenues Pledged to Pay Principal on Revenue Bonds	8630										
68	Fund Balance Transfers Pledged to Pay Principal on Revenue Bonds	8640										
69	Taxes Pledged to Pay Interest on Revenue Bonds	8710										
70	Grants/Reimbursements Pledged to Pay Interest on Revenue Bonds	8720										
71	Other Revenues Pledged to Pay Interest on Revenue Bonds	8730										
72	Fund Balance Transfers Pledged to Pay Interest on Revenue Bonds	8740										
73	Taxes Transferred to Pay for Capital Projects	8810										
74	Grants/Reimbursements Pledged to Pay for Capital Projects	8820										
75	Other Revenues Pledged to Pay for Capital Projects	8830										
76	Fund Balance Transfers Pledged to Pay for Capital Projects	8840		12,000,000								
77	Transfer to Debt Service Fund to Pay Principal on ISBE Loans	8910										
78	Other Uses Not Classified Elsewhere	8990		2,489,420								
79	Total Other Uses of Funds ⁹		0	14,489,420	0	0	0	0	0	0	0	0
80	Total Other Sources/Uses of Fund		0	(14,489,420)	0	0	0	12,000,000	0	0	0	0
81	ESTIMATED ENDING FUND BALANCE (without Student Activity Funds) as of June 30, 2024		69,701,462	16,931,411	7,854,775	6,911,476	2,894,976	40,707,397	41,622,246	992,492	0	0
82	Student Activity (Fund 11) ESTIMATED BEGINNING FUND BALANCE as of July 1, 2023		980,117									
84	RECEIPTS/REVENUES (For Student Activity Funds)											
85	Total Student Activity Direct Receipts/Revenues (Local Sources)	1799	0									
86	DISBURSEMENTS/EXPENDITURES (For Student Activity Funds)											
87	Total Student Activity Direct Disbursements/Expenditures	1999	0									
88	Excess of Direct Receipts/Revenues Over (Under) Direct Disbursements/Expenditures		0									
89	Student Activity ESTIMATED ENDING FUND BALANCE as of June 30, 2024		980,117									
90												

	A	B	C	D	E	F	G	H	I	J	K	L
1	<i>Begin entering data on EstRev 6-11 and EstExp 12-20 tabs.</i>		(10)	(20)	(30)	(40)	(50)	(60)	(70)	(80)	(90)	
2	Description: Enter Whole Numbers Only	Acct #	Educational	Operations & Maintenance	Debt Service	Transportation	Municipal Retirement/ Social Security	Capital Projects	Working Cash	Tort	Fire Prevention & Safety	
91	Total ESTIMATED BEGINNING FUND BALANCE (All Sources including Student Activity Funds) as of July 1, 2023		65,636,861	16,861,774	7,962,412	8,576,339	5,075,697	35,287,337	39,849,215	839,561		0
92	RECEIPTS/REVENUES (All Sources with Student Activity Funds)											
93	LOCAL SOURCES	1000	173,741,042	36,114,062	25,241,676	11,195,177	4,934,755	4,708,271	1,773,031	2,484,931		0
94	FLOW-THROUGH RECEIPTS/REVENUES FROM ONE DISTRICT TO ANOTHER DISTRICT	2000										
95	STATE SOURCES	3000	84,018,755	0	0	9,117,793	0	50,000	0	0		0
96	FEDERAL SOURCES	4000	29,174,647	0	0	0	0	6,271,698	0	0		0
97	Total Direct Receipts/Revenues⁸		286,934,444	36,114,062	25,241,676	20,312,970	4,934,755	11,029,969	1,773,031	2,484,931		0
98	Receipts/Revenues for "On Behalf" Payments ²	3998	0	0	0	0	0	0	0	0		0
99	Total Receipts/Revenues		286,934,444	36,114,062	25,241,676	20,312,970	4,934,755	11,029,969	1,773,031	2,484,931		0
100	DISBURSEMENTS/EXPENDITURES (All Sources with Student Activity Funds)											
101	INSTRUCTION	1000	189,057,724				2,687,025			0		
102	SUPPORT SERVICES	2000	86,005,960	21,555,005		21,977,833	4,294,102	17,609,909		2,332,000		0
103	COMMUNITY SERVICES	3000	2,645,684	0		0	134,349			0		
104	PAYMENTS TO OTHER DISTRICTS & GOVT UNITS	4000	4,180,358	0	0	0	0	0		0		0
105	DEBT SERVICES	5000	0	0	25,349,313	0	0			0		0
106	PROVISION FOR CONTINGENCIES	6000	0	0	0	0	0	0		0		0
107	Total Direct Disbursements/Expenditures⁹		281,889,726	21,555,005	25,349,313	21,977,833	7,115,476	17,609,909		2,332,000		0
108	Disbursements/Expenditures for "On Behalf" Payments ²	4180	0	0	0	0	0	0		0		0
109	Total Disbursements/Expenditures		281,889,726	21,555,005	25,349,313	21,977,833	7,115,476	17,609,909		2,332,000		0
110	Excess of Direct Receipts/Revenues Over (Under) Direct Disbursements/Expenditures		5,044,718	14,559,057	(107,637)	(1,664,863)	(2,180,721)	(6,579,940)	1,773,031	152,931		0
111	OTHER SOURCES/USES OF FUNDS											
112	OTHER SOURCES OF FUNDS (7000)											
113	Total Other Sources of Funds⁸		0	0	0	0	0	12,000,000	0	0		0
114	OTHER USES OF FUNDS (8000)											
116	Total Other Uses of Funds⁹		0	14,489,420	0	0	0	0	0	0		0
117	Total Other Sources/Uses of Fund		0	(14,489,420)	0	0	0	12,000,000	0	0		0
118	ESTIMATED ENDING FUND BALANCE (All Sources with Student Activity Funds) as of June 30, 2024		70,681,579	16,931,411	7,854,775	6,911,476	2,894,976	40,707,397	41,622,246	992,492		0
119												
120	SUMMARY OF EXPENDITURES Without Student Activity Funds (by Major Object)											
121												
122	Description	Acct #	(10) Educational	(20) Operations & Maintenance	(30) Debt Service	(40) Transportation	(50) Municipal Retirement/ Social Security	(60) Capital Projects	(70) Working Cash	(80) Tort	(90) Fire Prevention & Safety	Total By Object
123	Object Name											
124	Salaries	100	170,671,144	8,408,992		160,274		0		0	0	179,240,410
125	Employee Benefits	200	46,541,074	1,990,769		41,979	7,115,476	0		0	0	55,689,298
126	Purchased Services	300	35,744,174	4,113,503	20,000	19,328,302		0		2,332,000	0	61,537,979
127	Supplies & Materials	400	10,158,748	5,613,864		2,250,055		0		0	0	18,022,667
128	Capital Outlay	500	168,444	1,167,850		89,924		17,609,909		0	0	19,036,127
129	Other Objects	600	10,202,895	9,000	25,329,313	0	0	0		0	0	35,541,208
130	Non-Capitalized Equipment	700	8,403,247	251,027		107,299		0		0	0	8,761,573
131	Termination Benefits	800	0	0		0				0		0
132	Total Expenditures		281,889,726	21,555,005	25,349,313	21,977,833	7,115,476	17,609,909		2,332,000	0	377,829,262

1	A	B	C	D	E	F	G	H	I	J	K
2	Description: Enter Whole Numbers Only	Acct #	(10) Educational	(20) Operations & Maintenance	(30) Debt Service	(40) Transportation	(50) Municipal Retirement/ Social Security	(60) Capital Projects	(70) Working Cash	(80) Tort	(90) Fire Prevention & Safety
3	BEGINNING CASH BALANCE ON HAND (without Student Activity Funds)7 as of July 1, 2023		64,656,744	16,861,774	7,962,412	8,576,339	5,075,697	35,287,337	39,849,215	839,561	0
4	Total Direct Receipts & Other Sources ⁸		286,934,444	36,114,062	25,241,676	20,312,970	4,934,755	23,029,969	1,773,031	2,484,931	0
5	OTHER RECEIPTS										
6	Interfund Loans Payable (Loans from Other Funds)	411									
7	Interfund Loans Receivable (Repayment of Loans)	141									
8	Notes and Warrants Payable	433									
9	Other Current Assets	199									
10	Total Other Receipts		0	0	0	0	0	0	0	0	0
11	Total Direct Receipts, Other Sources, & Other Receipts		286,934,444	36,114,062	25,241,676	20,312,970	4,934,755	23,029,969	1,773,031	2,484,931	0
12	Total Amount Available		351,591,188	52,975,836	33,204,088	28,889,309	10,010,452	58,317,306	41,622,246	3,324,492	0
13	Total Direct Disbursements & Other Uses ⁹		281,889,726	36,044,425	25,349,313	21,977,833	7,115,476	17,609,909	0	2,332,000	0
14	OTHER DISBURSEMENTS										
15	Interfund Loans Receivable (Loans to Other Funds) ¹⁰	141									
16	Interfund Loans Payable (Repayment of Loans)	411									
17	Notes and Warrants Payable	433									
18	Other Current Liabilities	499									
19	Total Other Disbursements		0	0	0	0	0	0	0	0	0
20	Total Direct Disbursements, Other Uses, & Other Disbursements		281,889,726	36,044,425	25,349,313	21,977,833	7,115,476	17,609,909	0	2,332,000	0
21	ENDING CASH BALANCE ON HAND (without Student Activity Funds) as of June 30, 2024		69,701,462	16,931,411	7,854,775	6,911,476	2,894,976	40,707,397	41,622,246	992,492	0
22											
23	Activity Funds BEGINNING CASH BALANCE ON HAND⁷ as of July 1, 2023		980,117								
24	Total Direct Receipts & Other Sources ⁸		0								
25	Total Amount Available		980,117								
26	Total Direct Disbursements & Other Uses ⁹		0								
27	Activity funds ENDING CASH BALANCE ON HAND⁷ as of June 30, 2024		980,117								
28											
29	Total BEGINNING CASH BALANCE ON HAND (with Student Activity Funds)7 as of July 1, 2023		65,636,861	16,861,774	7,962,412	8,576,339	5,075,697	35,287,337	39,849,215	839,561	0
30	Total Direct Receipts & Other Sources ⁸		286,934,444	36,114,062	25,241,676	20,312,970	4,934,755	23,029,969	1,773,031	2,484,931	0
31	Total Other Receipts		0	0	0	0	0	0	0	0	0
32	Total Direct Receipts, Other Sources, & Other Receipts		286,934,444	36,114,062	25,241,676	20,312,970	4,934,755	23,029,969	1,773,031	2,484,931	0
33	Total Amount Available		352,571,305	52,975,836	33,204,088	28,889,309	10,010,452	58,317,306	41,622,246	3,324,492	0
34	Total Direct Disbursements & Other Uses ⁹		281,889,726	36,044,425	25,349,313	21,977,833	7,115,476	17,609,909	0	2,332,000	0
35	Total Other Disbursements		0	0	0	0	0	0	0	0	0
36	Total Direct Disbursements, Other Uses, & Other Disbursements		281,889,726	36,044,425	25,349,313	21,977,833	7,115,476	17,609,909	0	2,332,000	0
37	Total ENDING CASH BALANCE ON HAND (with Student Activity Funds)7 as of June 30, 2024		70,681,579	16,931,411	7,854,775	6,911,476	2,894,976	40,707,397	41,622,246	992,492	0

	A	B	C	D	E	F	G	H	I	J	K
1			(10)	(20)	(30)	(40)	(50)	(60)	(70)	(80)	(90)
2	Description: Enter Whole Numbers Only	Acct #	Educational	Operations & Maintenance	Debt Service	Transportation	Municipal Retirement/ Social Security	Capital Projects	Working Cash	Tort	Fire Prevention & Safety
3	RECEIPTS/REVENUES FROM LOCAL SOURCES (1000)										
4	AD VALOREM TAXES LEVIED BY LOCAL EDUCATION AGENCY	1100									
5	Designated Purposes Levies ^{11 (1110-1120)}	-	130,026,343	34,681,742	25,225,176	10,732,477	445,393		4,919	2,484,731	
6	Leasing Purposes Levy ¹²	1130									
7	Special Education Purposes Levy	1140	34,975,859								
8	FICA and Medicare Only Levies	1150					3,761,732				
9	Area Vocational Construction Purposes Levy	1160									
10	Summer School Purposes Levy	1170									
11	Other Tax Levies <i>(Describe & Itemize)</i>	1190									
12	Total Ad Valorem Taxes Levied by District		165,002,202	34,681,742	25,225,176	10,732,477	4,207,125	0	4,919	2,484,731	0
13	PAYMENTS IN LIEU OF TAXES	1200									
14	Mobile Home Privilege Tax	1210									
15	Payments from Local Housing Authority	1220									
16	Corporate Personal Property Replacement Taxes ¹³	1230					500,000	3,542,033			
17	Other Payments in Lieu of Taxes <i>(Describe & Itemize)</i>	1290									
18	Total Payments in Lieu of Taxes		0	0	0	0	500,000	3,542,033	0	0	0
19	TUITION	1300									
20	Regular Tuition from Pupils or Parents (In State)	1311	36,000								
21	Regular Tuition from Other Districts (In State)	1312									
22	Regular Tuition from Other Sources (In State)	1313									
23	Regular Tuition from Other Sources (Out of State)	1314									
24	Summer School Tuition from Pupils or Parents (In State)	1321									
25	Summer School Tuition from Other Districts (In State)	1322									
26	Summer School Tuition from Other Sources (In State)	1323									
27	Summer School Tuition from Other Sources (Out of State)	1324									
28	CTE Tuition from Pupils or Parents (In State)	1331									
29	CTE Tuition from Other Districts (In State)	1332									
30	CTE Tuition from Other Sources (In State)	1333									
31	CTE Tuition from Other Sources (Out of State)	1334									
32	Special Education Tuition from Pupils or Parents (In State)	1341									
33	Special Education Tuition from Other Districts (In State)	1342									
34	Special Education Tuition from Other Sources (In State)	1343									
35	Special Education Tuition from Other Sources (Out of State)	1344									
36	Adult Tuition from Pupils or Parents (In State)	1351									
37	Adult Tuition from Other Districts (In State)	1352									
38	Adult Tuition from Other Sources (In State)	1353									
39	Adult Tuition from Other Sources (Out of State)	1354									
40	Total Tuition		36,000								
41	TRANSPORTATION FEES	1400									
42	Regular Transportation Fees from Pupils or Parents (In State)	1411									
43	Regular Transportation Fees from Other Districts (In State)	1412									
44	Regular Transportation Fees from Other Sources (In State)	1413									
45	Regular Transportation Fees from Co-curricular Activities (In State)	1415									
46	Regular Transportation Fees from Other Sources (Out of State)	1416									
47	Summer School Transportation Fees from Pupils or Parents (In State)	1421									
48	Summer School Transportation Fees from Other Districts (In State)	1422									
49	Summer School Transportation Fees from Other Sources (In State)	1423									
50	Summer School Transportation Fees from Other Sources (Out of State)	1424									
51	CTE Transportation Fees from Pupils or Parents (In State)	1431									
52	CTE Transportation Fees from Other Districts (In State)	1432									
53	CTE Transportation Fees from Other Sources (In State)	1433									
54	CTE Transportation Fees from Other Sources (Out of State)	1434									
55	Special Education Transportation Fees from Pupils or Parents (In State)	1441									
56	Special Education Transportation Fees from Other Districts (In State)	1442									
57	Special Education Transportation Fees from Other Sources (In State)	1443									
58	Special Education Transportation Fees from Other Sources (Out of State)	1444									

1	A	B	C	D	E	F	G	H	I	J	K
2	Description: Enter Whole Numbers Only	Acct #	(10) Educational	(20) Operations & Maintenance	(30) Debt Service	(40) Transportation	(50) Municipal Retirement/ Social Security	(60) Capital Projects	(70) Working Cash	(80) Tort	(90) Fire Prevention & Safety
59	Adult Transportation Fees from Pupils or Parents (In State)	1451									
60	Adult Transportation Fees from Other Districts (In State)	1452									
61	Adult Transportation Fees from Other Sources (In State)	1453									
62	Adult Transportation Fees from Other Sources (Out of State)	1454									
63	Total Transportation Fees					0					
64	EARNINGS ON INVESTMENTS	1500									
65	Interest on Investments	1510	2,634,843	429,460	16,500	256,700	227,630	563,368	1,768,112	200	
66	Gain or Loss on Sale of Investments	1520									
67	Total Earnings on Investments		2,634,843	429,460	16,500	256,700	227,630	563,368	1,768,112	200	0
68	FOOD SERVICE	1600									
69	Sales to Pupils - Lunch	1611	1,500,000								
70	Sales to Pupils - Breakfast	1612	150,000								
71	Sales to Pupils - A la Carte	1613	750,000								
72	Sales to Pupils - Other (Describe & Itemize)	1614									
73	Sales to Adults	1620	75,000								
74	Other Food Service (Describe & Itemize)	1690	53,000								
75	Total Food Service		2,528,000								
76	DISTRICT/SCHOOL ACTIVITY INCOME	1700									
77	Admissions - Athletic	1711									
78	Admissions - Other	1719									
79	Fees	1720	439,500								
80	Book Store Sales	1730									
81	Other District/School Activity Revenue (Describe & Itemize)	1790	49,000	162,156							
82	Student Activity Fund Revenues	1799									
83	Total District/School Activity Income (without Student Activity Funds 1799)		488,500	162,156							
84	Total District/School Activity Income (with Student Activity Funds 1799)		488,500								
85	TEXTBOOK INCOME	1800									
86	Textbook Rentals - Regular Textbooks	1811	221,000								
87	Textbook Rentals - Summer School Textbooks	1812	2,720								
88	Textbook Rentals - Adult/Continuing Education Textbooks	1813									
89	Textbook Rentals - Other (Describe & Itemize)	1819	5,300								
90	Textbook Sales - Regular Textbooks	1821									
91	Textbook Sales - Summer School	1822									
92	Textbook Sales - Adult/Continuing Education	1823									
93	Textbook Sales - Other (Describe & Itemize)	1829									
94	Other Textbook Income (Describe & Itemize)	1890	48,500								
95	Total Textbooks		277,520								
96	OTHER REVENUE FROM LOCAL SOURCES	1900									
97	Rentals	1910		69,244							
98	Contributions and Donations from Private Sources	1920	13,500								
99	Impact Fees from Municipal or County Governments	1930						400,000			
100	Services Provided Other Districts	1940	193,000								
101	Refund of Prior Years' Expenditures	1950	160,000	1,613							
102	Payments of Surplus Moneys from TIF Districts	1960									
103	Drivers' Education Fees	1970									
104	Proceeds from Vendors' Contracts	1980						101,435			
105	School Facility Occupation Tax Proceeds	1983									
106	Payment from Other Districts	1991	350,000								
107	Sale of Vocational Projects	1992									
108	Other Local Fees (Describe & Itemize)	1993									
109	Other Local Revenues (Describe & Itemize)	1999	2,057,477	769,847		206,000		101,435			
110	Total Other Revenue from Local Sources		2,773,977	840,704	0	206,000	0	602,870	0	0	0
111	Total Receipts/Revenues from Local Sources (without Student Activity Funds 1799)	1000	173,741,042	36,114,062	25,241,676	11,195,177	4,934,755	4,708,271	1,773,031	2,484,931	0
112	Total Receipts/Revenues from Local Sources (with Student Activity Funds 1799)		173,741,042								

1	A	B	C	D	E	F	G	H	I	J	K
2	Description: Enter Whole Numbers Only	Acct #	(10) Educational	(20) Operations & Maintenance	(30) Debt Service	(40) Transportation	(50) Municipal Retirement/ Social Security	(60) Capital Projects	(70) Working Cash	(80) Tort	(90) Fire Prevention & Safety
113	FLOW-THROUGH RECEIPTS/REVENUES FROM ONE DISTRICT TO ANOTHER DISTRICT (2000)										
114	Flow-Through Revenue from State Sources	2100									
115	Flow-Through Revenue from Federal Sources	2200									
116	Other Flow-Through Revenue (Describe & Itemize)	2300									
117	Total Flow-Through Receipts/Revenues From One District to Another District	2000	0	0		0	0				
118	RECEIPTS/REVENUES FROM STATE SOURCES (3000)										
119	UNRESTRICTED GRANTS-IN-AID (3001-3099)										
120	Evidence Based Funding Formula (Section 18-8.15)	3001	73,723,688								
121	Reorganization Incentives (Accounts 3005-3021)	3005									
122	Fast Growth District Grants	3030									
123	Other Unrestricted Grants-In-Aid From State Sources (Describe & Itemize)	3099									
124	Total Unrestricted Grants-In-Aid		73,723,688	0	0	0	0	0		0	0
125	RESTRICTED GRANTS-IN-AID (3100-3900)										
126	SPECIAL EDUCATION										
127	Special Education - Private Facility Tuition	3100	3,699,376								
128	Special Education - Funding for Children Requiring Sp Ed Services	3105									
129	Special Education - Personnel	3110									
130	Special Education - Orphanage - Individual	3120	387,765								
131	Special Education - Orphanage - Summer Individual	3130	17,439								
132	Special Education - Summer School	3145									
133	Special Education - Other (Describe & Itemize)	3199									
134	Total Special Education		4,104,580	0		0					
135	CAREER AND TECHNICAL EDUCATION (CTE)										
136	CTE - Technical Education - Tech Prep	3200									
137	CTE - Secondary Program Improvement (CTEI)	3220	240,077								
138	CTE - WECEP	3225									
139	CTE - Agriculture Education	3235									
140	CTE - Instructor Practicum	3240									
141	CTE - Student Organizations	3270	13,837								
142	CTE - Other (Describe & Itemize)	3299									
143	Total Career and Technical Education		253,914	0			0				
144	BILINGUAL EDUCATION										
145	Bilingual Education - Downstate - TPI and TBE	3305									
146	Bilingual Education - Downstate - Transitional Bilingual Education	3310									
147	Total Bilingual Education		0				0				
148	State Free Lunch & Breakfast	3360	35,000								
149	School Breakfast Initiative	3365									
150	Driver Education	3370	120,000								
151	Adult Education (from ICCB)	3410									
152	Adult Education - Other (Describe & Itemize)	3499									
153	TRANSPORTATION										
154	Transportation - Regular and Vocational	3500				3,704,597					
155	Transportation - Special Education	3510				5,413,196					
156	Transportation - Other (Describe & Itemize)	3599									
157	Total Transportation		0	0		9,117,793	0				
158	Learning Improvement - Change Grants	3610									
159	Scientific Literacy	3660									
160	Truant Alternative/Optional Education	3695									
161	Early Childhood - Block Grant	3705	3,003,336								
162	Chicago General Education Block Grant	3766									
163	Chicago Educational Services Block Grant	3767									
164	School Safety & Educational Improvement Block Grant	3775									
165	Technology - Technology for Success	3780									
166	State Charter Schools	3815									
167	Extended Learning Opportunities - Summer Bridges	3825									

1	A	B	C	D	E	F	G	H	I	J	K
2	Description: Enter Whole Numbers Only	Acct #	(10) Educational	(20) Operations & Maintenance	(30) Debt Service	(40) Transportation	(50) Municipal Retirement/ Social Security	(60) Capital Projects	(70) Working Cash	(80) Tort	(90) Fire Prevention & Safety
168	Infrastructure Improvements - Planning/Construction	3920									
169	School Infrastructure - Maintenance Projects	3925						50,000			
170	Other Restricted Revenue from State Sources <i>(Describe & Itemize)</i>	3999	2,778,237								
171	Total Restricted Grants-In-Aid		10,295,067	0	0	9,117,793	0	50,000	0	0	0
172	Total Receipts/Revenues from State Sources	3000	84,018,755	0	0	9,117,793	0	50,000	0	0	0
173	RECEIPTS/REVENUES FROM FEDERAL SOURCES (4000)										
174	UNRESTRICTED GRANTS-IN-AID RECEIVED DIRECTLY FROM FEDERAL GOVT. (4001-4009)										
175	Federal Impact Aid	4001									
176	Other Unrestricted Grants-In-Aid Received from Fed. Govt. <i>(Describe & Itemize)</i>	4009									
177	Total Unrestricted Grants-In-Aid Received Directly from Fed Govt		0	0	0	0	0	0	0	0	0
178	RESTRICTED GRANTS-IN-AID RECEIVED DIRECTLY FROM FEDERAL GOVT (4045-4090)										
179	Head Start	4045									
180	Construction (Impact Aid)	4050									
181	MAGNET	4060									
182	Other Restricted Grants-In-Aid Received from Fed. Govt. <i>(Describe & Itemize)</i>	4090									
183	Total Restricted Grants-In-Aid Received Directly from Federal Govt.		0	0		0	0	0			0
184	RESTRICTED GRANTS-IN-AID RECEIVED FROM FEDERAL GOVT. THRU THE STATE (4100-4999)										
185	TITLE V										
186	Title V - Flexibility and Accountability	4100									
187	Title V - SEA Projects	4105									
188	Title V - Rural Education Initiative (REI)	4107									
189	Title V - Other <i>(Describe & Itemize)</i>	4199									
190	Total Title V		0	0		0	0				
191	FOOD SERVICE										
192	Breakfast Start-Up Expansion	4200									
193	National School Lunch Program	4210	6,000,000								
194	Special Milk Program	4215									
195	School Breakfast Program	4220	1,549,000								
196	Summer Food Service Admin/Program	4225	70,000								
197	Child and Adult Care Food Program	4226	250,000								
198	Fresh Fruit and Vegetables	4240	27,000								
199	Food Service - Other <i>(Describe & Itemize)</i>	4299									
200	Total Food Service		7,896,000				0				
201	TITLE I										
202	Title I - Low Income	4300	2,740,479								
203	Title I - Low Income - Neglected, Private	4305									
204	Title I - Migrant Education	4340									
205	Title I - Other <i>(Describe & Itemize)</i>	4399									
206	Total Title I		2,740,479	0		0	0				
207	TITLE IV										
208	Title IV - Student Support & Academic Enrichment Grant	4400	192,747								
209	Title IV - Part A - Student Support & Academic Enrichment Grants Safe and Drug Free Schools	4415									
210	Title IV - 21st Century	4421									
211	Title IV - Other <i>(Describe & Itemize)</i>	4499									
212	Total Title IV		192,747	0		0	0				
213	FEDERAL - SPECIAL EDUCATION										
214	Federal Special Education - Preschool Flow-Through	4600	102,605								
215	Federal Special Education - Preschool Discretionary	4605									
216	Federal Special Education - IDEA Flow Through	4620	4,363,666								
217	Federal Special Education - IDEA Room & Board	4625	376,699								
218	Federal Special Education - IDEA Discretionary	4630									
219	Federal Special Education - IDEA - Other <i>(Describe & Itemize)</i>	4699									
220	Total Federal Special Education		4,842,970	0		0	0				

1	A	B	C	D	E	F	G	H	I	J	K
2	Description: Enter Whole Numbers Only	Acct #	(10) Educational	(20) Operations & Maintenance	(30) Debt Service	(40) Transportation	(50) Municipal Retirement/ Social Security	(60) Capital Projects	(70) Working Cash	(80) Tort	(90) Fire Prevention & Safety
221	CTE - PERKINS										
222	CTE - Perkins-Title IIIIE Tech Prep	4770									
223	CTE - Other (Describe & Itemize)	4799	122,689								
224	Total CTE - Perkins		122,689	0			0				
225	Federal - Adult Education	4810									
226	ARRA - General State Aid - Education Stabilization	4850									
227	ARRA - Title I - Low Income	4851									
228	ARRA - Title I - Neglected, Private	4852									
229	ARRA - Title I - Delinquent, Private	4853									
230	ARRA - Title I - School Improvement (Part A)	4854									
231	ARRA - Title I - School Improvement (Section 1003g)	4855									
232	ARRA - IDEA - Part B - Preschool	4856									
233	ARRA - IDEA - Part B - Flow-Through	4857									
234	ARRA - Title IID - Technology - Formula	4860									
235	ARRA - Title IID - Technology - Competitive	4861									
236	ARRA - McKinney - Vento Homeless Education	4862									
237	ARRA - Child Nutrition Equipment Assistance	4863									
238	Impact Aid Formula Grants	4864									
239	Impact Aid Competitive Grants	4865									
240	Qualified Zone Academy Bond Tax Credits	4866									
241	Qualified School Construction Bond Credits	4867									
242	Build America Bond Tax Credits	4868									
243	Build America Bond Interest Reimbursement	4869									
244	ARRA - General State Aid - Other Government Services Stabilization	4870									
245	Other ARRA Funds - II	4871									
246	Other ARRA Funds - III	4872									
247	Other ARRA Funds - IV	4873									
248	Other ARRA Funds - V	4874									
249	ARRA - Early Childhood	4875									
250	Other ARRA Funds - VII	4876									
251	Other ARRA Funds - VIII	4877									
252	Other ARRA Funds - IX	4878									
253	Other ARRA Funds - X	4879									
254	Other ARRA Funds - Ed Job Fund Program	4880									
255	Total Stimulus Programs		0	0	0	0	0	0		0	0
256	Race to the Top Program	4901									
257	Race to the Top - Preschool Expansion Grant	4902									
258	Title III - Instruction for English Learners & Immigrant Students	4905									
259	Title III - English Language Acquisition	4909	300,560								
260	McKinney Education for Homeless Children	4920									
261	Title II - Eisenhower - Professional Development Formula	4930									
262	Title II - Teacher Quality	4932	377,577								
263	Title II - Part A - Supporting Effective Instruction - State Grants	4935									
264	Federal Charter Schools	4960									
265	State Assessment Grants	4981									
266	Grant for State Assessments and Related Activities	4982									
267	Medicaid Matching Funds - Administrative Outreach	4991	1,100,000								
268	Medicaid Matching Funds - Fee-For-Service Program	4992	2,100,000								
269	Other Restricted Grants Received from Fed. Govt. thru State (Describe & Itemize)	4998	9,501,625					6,271,698			
270	Total Restricted Grants-In-Aid Received from Federal Govt. Thru the State		29,174,647	0	0	0	0	6,271,698		0	0
271	TOTAL RECEIPTS/REVENUES FROM FEDERAL SOURCES	4000	29,174,647	0	0	0	0	6,271,698	0	0	0
272	TOTAL DIRECT RECEIPTS/REVENUES (without Student Activity Funds 1799)		286,934,444	36,114,062	25,241,676	20,312,970	4,934,755	11,029,969	1,773,031	2,484,931	0
273	TOTAL DIRECT RECEIPTS/REVENUES (with Student Activity Funds 1799)		286,934,444								

1	A	B	C	D	E	F	G	H	I	J	K
2	Description: Enter Whole Numbers Only	Funct #	(100) Salaries	(200) Employee Benefits	(300) Purchased Services	(400) Supplies & Materials	(500) Capital Outlay	(600) Other Objects	(700) Non-Capitalized Equipment	(800) Termination Benefits	(900) Total
3	10 - EDUCATIONAL FUND (ED)										
4	INSTRUCTION (ED)	1000									
5	Regular Programs	1100	72,271,402	21,829,711	4,217,679	8,624,434	6,000	10,735	5,304,728	0	112,264,689
6	Tuition Payment to Charter Schools	1115			8,143,244						8,143,244
7	Pre-K Programs	1125	761,316	206,897	0	41,195		0	0		1,009,408
8	Special Education Programs (Functions 1200 - 1220)	1200	21,875,996	5,786,080	783,382	245,685	7,295	2,100	117,347		28,817,885
9	Special Education Programs Pre-K	1225	1,461,952	306,521							1,768,473
10	Remedial and Supplemental Programs K-12	1250	4,483,795	1,198,173	6,323	53,320			9,312		5,750,923
11	Remedial and Supplemental Programs Pre-K	1275	1,602,625	475,627	5,402	45,793			30,494		2,159,941
12	Adult/Continuing Education Programs	1300									0
13	CTE Programs	1400	177,052	47,350	57,766	116,618	42,884	464	139,464		581,598
14	Interscholastic Programs	1500	3,114,322	166,724	292,500	55,924		2,000	18,500		3,649,970
15	Summer School Programs	1600	779,514	37,110							816,624
16	Gifted Programs	1650	1,000	15							1,015
17	Driver's Education Programs	1700	223,953	47,176	69,500	20,800					361,429
18	Bilingual Programs	1800	9,485,092	2,657,348	53,900	14,621	0	1,000			12,211,961
19	Truant Alternative & Optional Programs	1900	1,349,943	317,264	245,021	10,000					1,922,228
20	Pre-K Programs - Private Tuition	1910									0
21	Regular K-12 Programs Private Tuition	1911									0
22	Special Education Programs K-12 Private Tuition	1912						9,523,336			9,523,336
23	Special Education Programs Pre-K Tuition	1913									0
24	Remedial/Supplemental Programs K-12 Private Tuition	1914									0
25	Remedial/Supplemental Programs Pre-K Private Tuition	1915									0
26	Adult/Continuing Education Programs Private Tuition	1916									0
27	CTE Programs Private Tuition	1917						75,000			75,000
28	Interscholastic Programs Private Tuition	1918									0
29	Summer School Programs Private Tuition	1919									0
30	Gifted Programs Private Tuition	1920									0
31	Bilingual Programs Private Tuition	1921									0
32	Truants Alternative/Opt Ed Programs Private Tuition	1922									0
33	Student Activity Fund Expenditures	1999									0
34	Total Instruction¹⁴ (Without Student Activity Funds 1999)	1000	117,587,962	33,075,996	13,874,717	9,228,390	56,179	9,614,635	5,619,845	0	189,057,724
35	Total Instruction¹⁴ (With Student Activity Funds 1999)	1000	117,587,962	33,075,996	13,874,717	9,228,390	56,179	9,614,635	5,619,845	0	189,057,724
36	SUPPORT SERVICES (ED)	2000									
37	Support Services - Pupil	2100									
38	Attendance & Social Work Services	2110	7,216,419	1,699,363	988,808	46,063		43,000	1,600		9,995,253
39	Guidance Services	2120	3,279,470	738,933	24,500						4,042,903
40	Health Services	2130	2,328,326	410,027	19,025	18,000		263			2,775,641
41	Psychological Services	2140	2,116,563	510,845		64,403					2,691,811
42	Speech Pathology & Audiology Services	2150	4,732,022	1,124,213	1,500	19,652					5,877,387
43	Other Support Services - Pupils (Describe & Itemize)	2190	312,306	1,010,495	50,000	500					1,373,301
44	Total Support Services - Pupil	2100	19,985,106	5,493,876	1,083,833	148,618	0	43,263	1,600	0	26,756,296
45	Support Services - Instructional Staff	2200									
46	Improvement of Instruction Services	2210	5,460,912	1,213,587	995,674	66,736		150,796			7,887,705
47	Educational Media Services	2220	2,120,764	661,587	16,250	44,692		295			2,843,588
48	Assessment & Testing	2230	768,736	141,715	99,591	245,363		1,000	6,700		1,263,105
49	Total Support Services - Instructional Staff	2200	8,350,412	2,016,889	1,111,515	356,791	0	152,091	6,700	0	11,994,398
50	Support Services - General Administration	2300									
51	Board of Education Services	2310	75,110	25,704	378,500	1,500		40,000	5,000		525,814
52	Executive Administration Services	2320	824,143	190,570	148,450	16,300		26,696	1,000		1,207,159
53	Special Area Administration Services	2330									0
54	Tort Immunity Services	2361, 2365									0
55	Total Support Services - General Administration	2300	899,253	216,274	526,950	17,800	0	66,696	6,000	0	1,732,973
56	Support Services - School Administration	2400									
57	Office of the Principal Services	2410	15,389,738	4,238,070	28,500						19,656,308
58	Other Support Services - School Administration (Describe & Itemize)	2490									0
59	Total Support Services - School Administration	2400	15,389,738	4,238,070	28,500	0	0	0	0	0	19,656,308
60	Support Services - Business	2500									
61	Direction of Business Support Services	2510	325,985	80,310	141,900	4,000		6,000			558,195
62	Fiscal Services	2520	886,107	152,505	207,800	42,200		5,000			1,293,612

1	A	B	C	D	E	F	G	H	I	J	K
2	Description: Enter Whole Numbers Only	Funct #	(100) Salaries	(200) Employee Benefits	(300) Purchased Services	(400) Supplies & Materials	(500) Capital Outlay	(600) Other Objects	(700) Non-Capitalized Equipment	(800) Termination Benefits	(900) Total
63	Operation & Maintenance of Plant Services	2540	91,257	12,508			2,500				106,265
64	Pupil Transportation Services	2550			181,379						181,379
65	Food Services	2560	165,000	1,955	10,182,853	70,000	40,000		60,000		10,519,808
66	Internal Services	2570	365,574	13,031	41,300	14,600		3,700	2,900		441,105
67	Total Support Services - Business	2500	1,833,923	260,309	10,755,232	130,800	42,500	14,700	62,900	0	13,100,364
68	Support Services - Central	2600									
69	Direction of Central Support Services	2610									0
70	Planning, Research, Development & Evaluation Services	2620									0
71	Information Services	2630	520,687	96,675	175,200	9,600		1,600	7,000		810,762
72	Staff Services	2640	1,318,015	285,712	219,800	6,400		10,500	3,000		1,843,427
73	Data Processing Services	2660	2,677,359	415,131	4,052,459	242,000		4,410	2,695,073		10,086,432
74	Total Support Services - Central	2600	4,516,061	797,518	4,447,459	258,000	0	16,510	2,705,073	0	12,740,621
75	Other Support Services - Misc. (Describe & Itemize)	2900	25,000								25,000
76	Total Support Services	2000	50,999,493	13,022,936	17,953,489	912,009	42,500	293,260	2,782,273	0	86,005,960
77	COMMUNITY SERVICES (ED)	3000	2,083,689	442,142	30,610	18,349	69,765		1,129		2,645,684
78	PAYMENTS TO OTHER DIST & GOVT UNITS (ED)	4000									
79	Payments to Other Dist & Govt Units (In-State)	4100									
80	Payments for Regular Programs	4110									0
81	Payments for Special Education Programs	4120			3,882,955						3,882,955
82	Payments for Adult/Continuing Education Programs	4130									0
83	Payments for CTE Programs	4140						45,000			45,000
84	Payments for Community College Programs	4170									0
85	Other Payments to In-State Govt Units - Programs (Describe & Itemize)	4190			2,403						2,403
86	Total Payments to Other Dist & Govt Units (In-State)	4100			3,885,358			45,000			3,930,358
87	Payments for Regular Programs - Tuition	4210									0
88	Payments for Special Education Programs - Tuition	4220						100,000			100,000
89	Payments for Adult/Continuing Education Programs - Tuition	4230									0
90	Payments for CTE Programs - Tuition	4240									0
91	Payments for Community College Programs - Tuition	4270						150,000			150,000
92	Payments for Other Programs - Tuition	4280									0
93	Other Payments to In-State Govt Units - Tuition (Describe & Itemize)	4290									0
94	Total Payments to Other Dist & Govt Units - Tuition (In State)	4200						250,000			250,000
95	Payments for Regular Programs - Transfers	4310									0
96	Payments for Special Education Programs - Transfers	4320									0
97	Payments for Adult/Continuing Ed Programs - Transfers	4330									0
98	Payments for CTE Programs - Transfers	4340									0
99	Payments for Community College Program - Transfers	4370									0
100	Payments for Other Programs - Transfers	4380									0
101	Other Payments to In-State Govt Units - Transfers (Describe & Itemize)	4390									0
102	Total Payments to Other Dist & Govt Units-Transfers (In State)	4300			0			0			0
103	Payments to Other Dist & Govt Units (Out of State)	4400									0
104	Total Payments to Other Dist & Govt Units	4000			3,885,358			295,000			4,180,358
105	DEBT SERVICE (ED)	5000									
106	Debt Service - Interest on Short-Term Debt	5100									
107	Tax Anticipation Warrants	5110									0
108	Tax Anticipation Notes	5120									0
109	Corporate Personal Property Repl Tax Anticipated Notes	5130									0
110	State Aid Anticipation Certificates	5140									0
111	Other Interest on Short-Term Debt (Describe & Itemize)	5150									0
112	Total Debt Service - Interest on Short-Term Debt	5100						0			0
113	Debt Service - Interest on Long-Term Debt	5200									0
114	Total Debt Service	5000						0			0
115	PROVISION FOR CONTINGENCIES (ED)	6000									0
116	Total Direct Disbursements/Expenditures (without Student Activity Funds (1999))		170,671,144	46,541,074	35,744,174	10,158,748	168,444	10,202,895	8,403,247	0	281,889,726
117	Total Direct Disbursements/Expenditures (with Student Activity Funds (1999))		170,671,144	46,541,074	35,744,174	10,158,748	168,444	10,202,895	8,403,247	0	281,889,726
118	Excess (Deficiency) of Receipts/Revenues Over Disbursements/Expenditures (without Student Activity Funds 1999)										5,044,718
119	Excess (Deficiency) of Receipts/Revenues Over Disbursements/Expenditures (with Student Activity Funds 1999)										5,044,718
120											

1	A	B	C	D	E	F	G	H	I	J	K
2	Description: Enter Whole Numbers Only	Funct #	(100) Salaries	(200) Employee Benefits	(300) Purchased Services	(400) Supplies & Materials	(500) Capital Outlay	(600) Other Objects	(700) Non-Capitalized Equipment	(800) Termination Benefits	(900) Total
121	20 - OPERATIONS AND MAINTENANCE FUND (O&M)										
122	SUPPORT SERVICES (O&M)	2000									
123	Support Services - Pupil	2100									
124	Other Support Services - Pupils <i>(Describe & Itemize)</i>	2190									0
125	Support Services - Business	2500									
126	Direction of Business Support Services	2510									0
127	Facilities Acquisition & Construction Services	2530			348,144		330,000				678,144
128	Operation & Maintenance of Plant Services	2540	8,408,992	1,990,769	3,765,359	5,613,864	837,850	9,000	251,027		20,876,861
129	Pupil Transportation Services	2550									0
130	Food Services	2560									0
131	Total Support Services - Business	2500	8,408,992	1,990,769	4,113,503	5,613,864	1,167,850	9,000	251,027	0	21,555,005
132	Other Support Services - Misc. <i>(Describe & Itemize)</i>	2900									0
133	Total Support Services	2000	8,408,992	1,990,769	4,113,503	5,613,864	1,167,850	9,000	251,027	0	21,555,005
134	COMMUNITY SERVICES (O&M)	3000									0
135	PAYMENTS TO OTHER DIST & GOVT UNITS (O&M)	4000									
136	Payments to Other Dist & Govt Units (In-State)	4100									
137	Payments for Regular Programs	4110									0
138	Payments for Special Education Programs	4120									0
139	Payments for CTE Program	4140									0
140	Other Payments to In-State Govt Units - Programs <i>(Describe & Itemize)</i>	4190									0
141	Total Payments to Other Dist & Govt Units (In-State)	4100			0			0			0
142	Payments to Other Dist & Govt Units (Out of State) ¹⁴	4400									0
143	Total Payments to Other Dist & Govt Unit	4000			0			0			0
144	DEBT SERVICE (O&M)	5000									
145	Debt Service - Interest on Short-Term Debt	5100									
146	Tax Anticipation Warrants	5110									0
147	Tax Anticipation Notes	5120									0
148	Corporate Personal Prop Repl Tax Anticipated Notes	5130									0
149	State Aid Anticipation Certificates	5140									0
150	Other Interest on Short-Term Debt <i>(Describe & Itemize)</i>	5150									0
151	Total Debt Service - Interest on Short-Term Debt	5100						0			0
152	Debt Service - Interest on Long-Term Debt	5200									0
153	Total Debt Service	5000						0			0
154	PROVISION FOR CONTINGENCIES (O&M)	6000									0
155	Total Direct Disbursements/Expenditures		8,408,992	1,990,769	4,113,503	5,613,864	1,167,850	9,000	251,027	0	21,555,005
156	Excess (Deficiency) of Receipts/Revenues Over Disbursements/Expenditures										14,559,057
157											
158	30 - DEBT SERVICE FUND (DS)										
159	PAYMENTS TO OTHER DIST & GOVT UNITS (DS)	4000									
160	Payments to Other Dist & Govt Units (In-State)	4100									
161	Payments for Regular Programs	4110									0
162	Payments for Special Education Programs	4120									0
163	Other Payments to In-State Govt Units - Programs <i>(Describe & Itemize)</i>	4190									0
164	Total Payments to Other Dist & Govt Units (In-State)	4000						0			0
165	DEBT SERVICE (DS)	5000									
166	Debt Service - Interest on Short-Term Debt	5100									
167	Tax Anticipation Warrants	5110									0
168	Tax Anticipation Notes	5120									0
169	Corporate Personal Prop Repl Tax Anticipation Notes	5130									0
170	State Aid Anticipation Certificates	5140									0
171	Other Interest on Short-Term Debt <i>(Describe & Itemize)</i>	5150									0
172	Total Debt Service - Interest On Short-Term Debt	5100						0			0
173	Debt Service - Interest on Long-Term Debt	5200						7,889,313			7,889,313
174	Debt Service - Payments of Principal on Long-Term Debt ¹⁵ (Lease/Purchase Principal Retired) <i>(Describe & Itemize)</i>	5300						17,440,000			17,440,000
175	Debt Service - Other <i>(Describe & Itemize)</i>	5400			20,000						20,000
176	Total Debt Service	5000			20,000			25,329,313			25,349,313
177	PROVISION FOR CONTINGENCIES (DS)	6000									0
178	Total Direct Disbursements/Expenditures				20,000			25,329,313			25,349,313

	A	B	C	D	E	F	G	H	I	J	K
1	Description: Enter Whole Numbers Only	Funct #	(100) Salaries	(200) Employee Benefits	(300) Purchased Services	(400) Supplies & Materials	(500) Capital Outlay	(600) Other Objects	(700) Non-Capitalized Equipment	(800) Termination Benefits	(900) Total
2	Excess (Deficiency) of Receipts/Revenues Over Disbursements/Expenditures										(107,637)
179											
180											
181	40 - TRANSPORTATION FUND (TR)										
182	SUPPORT SERVICES (TR)	2000									
183	Support Services - Pupils	2100									
184	Other Support Services - Pupils (Describe & Itemize)	2190									0
185	Support Services - Business										
186	Pupil Transportation Services	2550	160,274	41,979	19,328,302	2,250,055	89,924	0	107,299	0	21,977,833
187	Other Support Services - Business (Describe & Itemize)	2900									0
188	Total Support Services	2000	160,274	41,979	19,328,302	2,250,055	89,924	0	107,299	0	21,977,833
189	COMMUNITY SERVICES (TR)	3000									0
190	PAYMENTS TO OTHER DIST & GOVT UNITS (TR)	4000									
191	Payments to Other Dist & Govt Units (In-State)	4100									
192	Payments for Regular Program	4110									0
193	Payments for Special Education Programs	4120									0
194	Payments for Adult/Continuing Education Programs	4130									0
195	Payments for CTE Programs	4140									0
196	Payments for Community College Programs	4170									0
197	Other Payments to In-State Govt Units - Programs (Describe & Itemize)	4190									0
198	Total Payments to Other Dist & Govt Units (In-State)	4100			0			0			0
199	Payments to Other Dist & Govt Units (Out-of-State) (Describe & Itemize)	4400									0
200	Total Payments to Other Dist & Govt Units	4000			0			0			0
201	DEBT SERVICE (TR)	5000									
202	Debt Service - Interest on Short-Term Debt	5100									
203	Tax Anticipation Warrants	5110									0
204	Tax Anticipation Notes	5120									0
205	Corporate Personal Prop Repl Tax Anticipation Notes	5130									0
206	State Aid Anticipation Certificates	5140									0
207	Other Interest on Short-Term Debt (Describe & Itemize)	5150									0
208	Total Debt Service - Interest On Short-Term Debt	5100						0			0
209	Debt Service - Interest on Long-Term Debt	5200									0
210	Debt Service - Payments of Principal on Long-Term Debt ¹⁵ (Lease/Purchase Principal Retired) (Describe & Itemize)	5300									0
211	Debt Service - Other (Describe & Itemize)	5400									0
212	Total Debt Service	5000						0			0
213	PROVISION FOR CONTINGENCIES (TR)	6000									0
214	Total Direct Disbursements/Expenditures		160,274	41,979	19,328,302	2,250,055	89,924	0	107,299	0	21,977,833
215	Excess (Deficiency) of Receipts/Revenues Over Disbursements/Expenditures										(1,664,863)
216											
217	50 - MUNICIPAL RETIREMENT/SOC SEC FUND (MR/SS)										
218	INSTRUCTION (MR/SS)	1000									
219	Regular Program	1100		938,601							938,601
220	Pre-K Programs	1125		34,087							34,087
221	Special Education Programs (Functions 1200-1220)	1200		1,180,836							1,180,836
222	Special Education Programs Pre-K	1225		129,764							129,764
223	Remedial and Supplemental Programs K-12	1250		59,954							59,954
224	Remedial and Supplemental Programs Pre-K	1275		18,827							18,827
225	Adult/Continuing Education Programs	1300									0
226	CTE Programs	1400		2,522							2,522
227	Interscholastic Programs	1500		8,780							8,780
228	Summer School Programs	1600									0
229	Gifted Programs	1650									0
230	Driver's Education Programs	1700		3,248							3,248
231	Bilingual Programs	1800		257,564							257,564
232	Truant Alternative & Optional Programs	1900		52,842							52,842
233	Total Instruction	1000		2,687,025							2,687,025
234	SUPPORT SERVICES (MR/SS)	2000									
235	Support Services - Pupil	2100									
236	Attendance & Social Work Services	2110		100,721							100,721
237	Guidance Services	2120		47,490							47,490

1	A	B	C	D	E	F	G	H	I	J	K
2	Description: Enter Whole Numbers Only	Funct #	(100) Salaries	(200) Employee Benefits	(300) Purchased Services	(400) Supplies & Materials	(500) Capital Outlay	(600) Other Objects	(700) Non-Capitalized Equipment	(800) Termination Benefits	(900) Total
238	Health Services	2130		182,957							182,957
239	Psychological Services	2140		29,845							29,845
240	Speech Pathology & Audiology Services	2150		68,382							68,382
241	Other Support Services - Pupils (Describe & Itemize)	2190		285,210							285,210
242	Total Support Services - Pupil	2100		714,605							714,605
243	Support Services - Instructional Staff	2200									
244	Improvement of Instruction Services	2210		98,583							98,583
245	Educational Media Services	2220		132,871							132,871
246	Assessment & Testing	2230		52,030							52,030
247	Total Support Services - Instructional Staff	2200		283,484							283,484
248	Support Services - General Administration	2300									
249	Board of Education Services	2310		1,038							1,038
250	Executive Administration Services	2320		30,340							30,340
251	Special Area Administrative Services	2330									0
252	Claims Paid from Self Insurance Fund	2361									0
253	Risk Management and Claims Services Payments	2365									0
254	Total Support Services - General Administration	2300		31,378							31,378
255	Support Services - School Administration	2400									
256	Office of the Principal Services	2410		774,169							774,169
257	Other Support Services - School Administration (Describe & Itemize)	2490									0
258	Total Support Services - School Administration	2400		774,169							774,169
259	Support Services - Business	2500									
260	Direction of Business Support Services	2510		20,756							20,756
261	Fiscal Services	2520		135,842							135,842
262	Facilities Acquisition & Construction Services	2530									0
263	Operation & Maintenance of Plant Service	2540		1,577,598							1,577,598
264	Pupil Transportation Services	2550		34,180							34,180
265	Food Services	2560									0
266	Internal Services	2570		55,988							55,988
267	Total Support Services - Business	2500		1,824,364							1,824,364
268	Support Services - Central	2600									
269	Direction of Central Support Services	2610									0
270	Planning, Research, Development & Evaluation Services	2620									0
271	Information Services	2630		84,747							84,747
272	Staff Services	2640		168,892							168,892
273	Data Processing Services	2660		412,463							412,463
274	Total Support Services - Central	2600		666,102							666,102
275	Other Support Services - Misc. (Describe & Itemize)	2900									0
276	Total Support Services	2000		4,294,102							4,294,102
277	COMMUNITY SERVICES (MR/SS)	3000		134,349							134,349
278	PAYMENTS TO OTHER DIST & GOVT UNITS (MR/SS)	4000									
279	Payments for Regular Programs	4110									0
280	Payments for Special Education Programs	4120									0
281	Payments for CTE Programs	4140									0
282	Total Payments to Other Dist & Govt Units	4000		0							0
283	DEBT SERVICE (MR/SS)	5000									
284	Debt Service - Interest on Short-Term Debt	5100									
285	Tax Anticipation Warrants	5110									0
286	Tax Anticipation Notes	5120									0
287	Corporate Personal Prop Repl Tax Anticipation Notes	5130									0
288	State Aid Anticipation Certificates	5140									0
289	Other Interest on Short-Term Debt (Describe & Itemize)	5150									0
290	Total Debt Service	5000						0			0
291	PROVISION FOR CONTINGENCIES (MR/SS)	6000									0
292	Total Direct Disbursements/Expenditures			7,115,476				0			7,115,476
293	Excess (Deficiency) of Receipts/Revenues Over Disbursements/Expenditures										(2,180,721)
294											
295	60 - CAPITAL PROJECTS (CP)										
296	SUPPORT SERVICES (CP)	2000									
297	Support Services - Business										

1	A	B	C	D	E	F	G	H	I	J	K
2	Description: Enter Whole Numbers Only	Funct #	(100) Salaries	(200) Employee Benefits	(300) Purchased Services	(400) Supplies & Materials	(500) Capital Outlay	(600) Other Objects	(700) Non-Capitalized Equipment	(800) Termination Benefits	(900) Total
298	Facilities Acquisition & Construction Services	2530					17,609,909				17,609,909
299	Other Support Services - Business (Describe & Itemize)	2900									0
300	Total Support Services	2000	0	0	0	0	17,609,909	0	0		17,609,909
301	PAYMENTS TO OTHER DIST & GOVT UNITS (CP)	4000									
302	Payments to Other Dist & Govt Units (In-State)	4100									
303	Payments to Regular Programs	4110									0
304	Payment for Special Education Programs	4120									0
305	Payment for CTE Programs	4140									0
306	Payments to Other Govt Units - Programs (In-State) (Describe & Itemize)	4190									0
307	Total Payments to Other Districts & Govt Units	4000			0			0			0
308	PROVISION FOR CONTINGENCIES (CP)	6000									0
309	Total Direct Disbursements/Expenditures		0	0	0	0	17,609,909	0	0		17,609,909
310	Excess (Deficiency) of Receipts/Revenues Over Disbursements/Expenditures										(6,579,940)
311											
312	70 WORKING CASH FUND (WC)										
313											
314	80 - TORT FUND (TF)										
315	INSTRUCTION (TF)	1000									
316	Regular Programs	1100									0
317	Tuition Payment to Charter Schools	1115									0
318	Pre-K Programs	1125									0
319	Special Education Programs (Functions 1200 - 1220)	1200									0
320	Special Education Programs Pre-K	1225									0
321	Remedial and Supplemental Programs K-12	1250									0
322	Remedial and Supplemental Programs Pre-K	1275									0
323	Adult/Continuing Education Programs	1300									0
324	CTE Programs	1400									0
325	Interscholastic Programs	1500									0
326	Summer School Programs	1600									0
327	Gifted Programs	1650									0
328	Driver's Education Programs	1700									0
329	Bilingual Programs	1800									0
330	Truant Alternative & Optional Programs	1900									0
331	Pre-K Programs - Private Tuition	1910									0
332	Regular K-12 Programs Private Tuition	1911									0
333	Special Education Programs K-12 Private Tuition	1912									0
334	Special Education Programs Pre-K Tuition	1913									0
335	Remedial/Supplemental Programs K-12 Private Tuition	1914									0
336	Remedial/Supplemental Programs Pre-K Private Tuition	1915									0
337	Adult/Continuing Education Programs Private Tuition	1916									0
338	CTE Programs Private Tuition	1917									0
339	Interscholastic Programs Private Tuition	1918									0
340	Summer School Programs Private Tuition	1919									0
341	Gifted Programs Private Tuition	1920									0
342	Bilingual Programs Private Tuition	1921									0
343	Truants Alternative/Opt Ed Programs Private Tuition	1922									0
344	Total Instruction¹⁴	1000	0	0	0	0	0	0	0	0	0
345	SUPPORT SERVICES (TF)	2000									
346	Support Services - Pupil	2100									
347	Attendance & Social Work Services	2110									0
348	Guidance Services	2120									0
349	Health Services	2130									0
350	Psychological Services	2140									0
351	Speech Pathology & Audiology Services	2150									0
352	Other Support Services - Pupils (Describe & Itemize)	2190									0
353	Total Support Services - Pupil	2100	0	0	0	0	0	0	0	0	0
354	Support Services - Instructional Staff	2200									
355	Improvement of Instruction Services	2210									0
356	Educational Media Services	2220									0
357	Assessment & Testing	2230									0

1	A	B	C	D	E	F	G	H	I	J	K
2	Description: Enter Whole Numbers Only	Funct #	(100) Salaries	(200) Employee Benefits	(300) Purchased Services	(400) Supplies & Materials	(500) Capital Outlay	(600) Other Objects	(700) Non-Capitalized Equipment	(800) Termination Benefits	(900) Total
358	Total Support Services - Instructional Staff	2200	0	0	0	0	0	0	0	0	0
359	Support Services - General Administration	2300									
360	Board of Education Services	2310									0
361	Executive Administration Services	2320									0
362	Special Area Administration Services	2330									0
363	Claims Paid from Self Insurance Fund	2361									0
364	Risk Management and Claims Services Payments	2365			2,332,000						2,332,000
365	Total Support Services - General Administration	2300	0	0	2,332,000	0	0	0	0	0	2,332,000
366	Support Services - School Administration	2400									
367	Office of the Principal Services	2410									0
368	Other Support Services - School Administration (Describe & Itemize)	2490									0
369	Total Support Services - School Administration	2400	0	0	0	0	0	0	0	0	0
370	Support Services - Business	2500									
371	Direction of Business Support Services	2510									0
372	Fiscal Services	2520									0
373	Facilities Acquisition & Construction Services	2530									0
374	Operation & Maintenance of Plant Services	2540									0
375	Pupil Transportation Services	2550									0
376	Food Services	2560									0
377	Internal Services	2570									0
378	Total Support Services - Business	2500	0	0	0	0	0	0	0	0	0
379	Support Services - Central	2600									
380	Direction of Central Support Services	2610									0
381	Planning, Research, Development & Evaluation Services	2620									0
382	Information Services	2630									0
383	Staff Services	2640									0
384	Data Processing Services	2660									0
385	Total Support Services - Central	2600	0	0	0	0	0	0	0	0	0
386	Other Support Services - Misc. (Describe & Itemize)	2900									
387	Total Support Services	2000	0	0	2,332,000	0	0	0	0	0	2,332,000
388	COMMUNITY SERVICES (TF)	3000									0
389	PAYMENTS TO OTHER DIST & GOVT UNITS (TF)	4000									
390	Payments to Other Dist & Govt Units (In-State)	4100									
391	Payments for Regular Programs	4110									0
392	Payments for Special Education Programs	4120									0
393	Payments for Adult/Continuing Education Programs	4130									0
394	Payments for CTE Programs	4140									0
395	Payments for Community College Programs	4170									0
396	Other Payments to In-State Govt Units - Programs (Describe & Itemize)	4190									0
397	Total Payments to Other Dist & Govt Units (In-State)	4100			0			0			0
398	Payments for Regular Programs - Tuition	4210									0
399	Payments for Special Education Programs - Tuition	4220									0
400	Payments for Adult/Continuing Education Programs - Tuition	4230									0
401	Payments for CTE Programs - Tuition	4240									0
402	Payments for Community College Programs - Tuition	4270									0
403	Payments for Other Programs - Tuition	4280									0
404	Other Payments to In-State Govt Units - Tuition (Describe & Itemize)	4290									0
405	Total Payments to Other Dist & Govt Units - Tuition (In State)	4200						0			0
406	Payments for Regular Programs - Transfers	4310									0
407	Payments for Special Education Programs - Transfers	4320									0
408	Payments for Adult/Continuing Ed Programs - Transfers	4330									0
409	Payments for CTE Programs - Transfers	4340									0
410	Payments for Community College Program - Transfers	4370									0
411	Payments for Other Programs - Transfers	4380									0
412	Other Payments to In-State Govt Units - Transfers (Describe & Itemize)	4390									0
413	Total Payments to Other Dist & Govt Units-Transfers (In State)	4300			0			0			0
414	Payments to Other Dist & Govt Units (Out of State)	4400									0
415	Total Payments to Other Dist & Govt Units	4000			0			0			0
416	DEBT SERVICE (TF)	5000									
417	Debt Service - Interest on Short-Term Debt										
418	Tax Anticipation Warrants	5110									0

1	A	B	C	D	E	F	G	H	I	J	K
2	Description: Enter Whole Numbers Only	Funct #	(100) Salaries	(200) Employee Benefits	(300) Purchased Services	(400) Supplies & Materials	(500) Capital Outlay	(600) Other Objects	(700) Non-Capitalized Equipment	(800) Termination Benefits	(900) Total
419	Tax Anticipation Notes	5120									0
420	Corporate Personal Property Replacement Tax Anticipation Notes	5130									0
421	State Aid Anticipation Certificates	5140									0
422	Other Interest or Short-Term Debt <i>(Describe & Itemize)</i>	5150									0
423	Debt Service - Interest on Long-Term Debt	5200									0
424	Debt Service - Payments of Principal on Long-Term Debt ¹⁵ (Lease/Purchase Principal Retired) <i>(Describe & Itemize)</i>	5300									0
425	Debt Service - Other <i>(Describe & Itemize)</i>	5400									0
426	Total Debt Service	5000			0			0			0
427	PROVISION FOR CONTINGENCIES (TF)	6000									0
428	Total Direct Disbursements/Expenditures		0	0	2,332,000	0	0	0	0	0	2,332,000
429	Excess (Deficiency) of Receipts/Revenues Over Disbursements/Expenditures										152,931
430											
431	90 - FIRE PREVENTION & SAFETY FUND (FP&S)										
432	SUPPORT SERVICES (FP&S)	2000									
433	Support Services - Business	2500									
434	Facilities Acquisition & Construction Services	2530									0
435	Operation & Maintenance of Plant Service	2540									0
436	Total Support Services - Business	2500	0	0	0	0	0	0	0		0
437	Other Support Services - Misc. <i>(Describe & Itemize)</i>	2900									0
438	Total Support Services	2000	0	0	0	0	0	0	0		0
439	PAYMENTS TO OTHER DISTRICTS & GOVT UNITS (FP&S)	4000									
440	Payments to Regular Programs	4110									0
441	Payments to Special Education Programs	4120									0
442	Other Payments to In-State Govt Units - Programs <i>(Describe & Itemize)</i>	4190									0
443	Total Payments to Other Districts & Govt Units (FPS)	4000						0			0
444	DEBT SERVICE (FP&S)	5000									
445	Debt Service - Interest on Short-Term Debt	5100									
446	Tax Anticipation Warrants	5110									0
447	Other Interest on Short-Term Debt <i>(Describe & Itemize)</i>	5150									0
448	Total Debt Service - Interest on Short-Term Debt	5100						0			0
449	Debt Service - Interest on Long-Term Debt	5200									0
450	Debt Service - Payments of Principal on Long-Term Debt ¹⁵ (Lease/Purchase Principal Retired) <i>(Describe & Itemize)</i>	5300									0
451	Total Debt Service	5000						0			0
452	PROVISIONS FOR CONTINGENCIES (FP&S)	6000									0
453	Total Direct Disbursements/Expenditures		0	0	0	0	0	0	0		0
454	Excess (Deficiency) of Receipts/Revenues Over Disbursements/Expenditures										0

	B	C	D	E	F	G	H
1	If there is an amount in column C or column G, please describe the type of revenue or expenditure in column D or column H						
2	Revenue Check:	OK					
3	Expenditure Check:	OK					
4	Revenues Acct. (EstRev tab)	Amount	Describe Revenue		Expenditures Fund-Function (EstExp tab)	Amount	Describe Expenditures
5	1190				10-2190	\$ 1,373,301	Support Positions that are related to servicing students w/o a functi
6	1290				10-2490		
7	1614				10-2900	\$ 25,000	Special Olympics Programming
8	1690	\$ 53,000	Sale of Misc Food		10-4190	\$ 2,403	Payments to Other Governmental Units (registration fees)
9	1790	\$ 211,156	Special Event Fees- Parking Permit Fees		10-4290		
10	1819	\$ 5,300	Misc Fees for Heartrate Monitors		10-4390		
11	1829				10-4400		
12	1890	\$ 48,500	Merchant Processing Fees		10-5150		
13	1993				20-2190		
14	1999	\$ 3,134,759	Other Misc Revenue, Revenue from sale of assets, field trip reve		20-2900		
15	2300				20-4190		
16	3099				20-4400		
17	3199				20-5150		
18	3299				30-4190		
19	3499				30-5150		
20	3599				30-5300	\$ 17,440,000	Bond Payment
21	3999	\$ 2,778,237	School Library, Safe School and ALOP		30-5400	\$ 20,000	Bank Service Fees
22	4009				40-2190		
23	4090				40-2900		
24	4199				40-4190		
25	4299				40-4400		
26	4399				40-5150		
27	4499				40-5300		
28	4699				40-5400		
29	4799	\$ 122,689	Perkins		50-2190	\$ 285,210	Support Positions that are related to servicing students w/o a functi
30	4998	\$ 15,773,323	ESSER II, ESSER III and Dept of Rehab		50-2490		
31					50-2900		
32					50-5150		
33					60-2900		
34					60-4190		
35					80-2190		
36					80-2490		
37					80-2900		
38					80-4190		
39					80-4290		
40					80-4390		
41					80-4400		
42					80-5150		
43					80-5300		
44					80-5400		
45					90-2900		
46					90-4190		
47					90-5150		
48					90-5300		

DEFICIT BUDGET SUMMARY INFORMATION - Operating Funds Only (School Districts Only)					
Description	EDUCATIONAL FUND (10)	OPERATIONS & MAINTENANCE FUND (20)	TRANSPORTATION FUND (40)	WORKING CASH FUND (70)	TOTAL
Direct Revenues	286,934,444	36,114,062	20,312,970	1,773,031	345,134,507
Direct Expenditures	281,889,726	21,555,005	21,977,833		325,422,564
Difference	5,044,718	14,559,057	(1,664,863)	1,773,031	19,711,943
Estimated Fund Balance - June 30, 2024	69,701,462	16,931,411	6,911,476	41,622,246	135,166,595

Balanced budget; no Deficit Reduction Plan is required.

A deficit reduction plan is required if the local board of education adopts (or amends) the 2023-2024 school district budget in which the "operating funds" listed above result in direct revenues (line 9, BudgetSum 2-4) being less than direct expenditures (line 19, BudgetSum 2-4) by an amount equal to or greater than one-third (1/3) of the ending fund balance (line 81, BudgetSum 2-4)

Note: The balance is determined using only the four funds listed above. That is, if the estimated ending fund balance is less than three times the deficit spending, the district must adopt and file with ISBE a deficit reduction plan to balance the shortfall within three years.

Per School Code (105 ILCS 5/17-1) - If the Deficit AFR Summary Information tab from the 2022-2023 Annual Financial Report (AFR) reflects a deficit as defined above, then the school district shall adopt and submit a deficit reduction plan (found here on page 23-27) to ISBE within 30 days after acceptance of the AFR.

The deficit reduction plan, if required, is developed using ISBE guidelines and format.

	A	B	C	D	E	F	G
1	*School Districts Only		DEFICIT REDUCTION PLAN ESTIMATED BUDGET FY2023-2024				
2							
3	31045300026						
4	<i>District Number</i>						
5	CUUSD 300						
6	<i>District Name</i>		Educational Fund	Operations & Maintenance Fund	Transportation Fund	Working Cash Fund	Total
7	ESTIMATED BEGINNING FUND BALANCE (must equal prior Ending Fund Balance)		64,656,744	16,861,774	8,576,339	39,849,215	129,944,072
8	RECEIPTS/REVENUES	Acct #					
9	LOCAL SOURCES	1000	173,741,042	36,114,062	11,195,177	1,773,031	222,823,312
10	FLOW-THROUGH RECEIPTS/REVENUES FROM ONE DISTRICT TO ANOTHER DISTRICT	2000	0	0	0		0
11	STATE SOURCES	3000	84,018,755	0	9,117,793	0	93,136,548
12	FEDERAL SOURCES	4000	29,174,647	0	0	0	29,174,647
13	Total Receipts/Revenues		286,934,444	36,114,062	20,312,970	1,773,031	345,134,507
14	DISBURSEMENTS/EXPENDITURES	Funct #					
15	INSTRUCTION	1000	189,057,724				189,057,724
16	SUPPORT SERVICES	2000	86,005,960	21,555,005	21,977,833		129,538,798
17	COMMUNITY SERVICES	3000	2,645,684	0	0		2,645,684
18	PAYMENTS TO OTHER DISTRICTS & GOVT. UNITS	4000	4,180,358	0	0		4,180,358
19	DEBT SERVICES	5000	0	0	0		0
20	PROVISION FOR CONTINGENCIES	6000	0	0	0		0
21	Total Disbursements/Expenditures		281,889,726	21,555,005	21,977,833		325,422,564
22	Excess of Receipts/Revenue Over/(Under) Disbursements/Expenditures		5,044,718	14,559,057	(1,664,863)	1,773,031	19,711,943
23	OTHER SOURCES/USES OF FUNDS						
24	OTHER SOURCES OF FUNDS (7000)		0	0	0	0	0
25	OTHER USES OF FUNDS (8000)		0	14,489,420	0	0	14,489,420
26	TOTAL OTHER SOURCES/USES OF FUNDS		0	(14,489,420)	0	0	(14,489,420)
27	ESTIMATED ENDING FUND BALANCE		69,701,462	16,931,411	6,911,476	41,622,246	135,166,595

	A	B	H	I	J	K	L
1	*School Districts Only		ESTIMATED BUDGET FY2024-2025				
2							
3	31045300026						
4	<i>District Number</i>						
5	CUUSD 300						
6	<i>District Name</i>		Educational Fund	Operations & Maintenance Fund	Transportation Fund	Working Cash Fund	Total
7	ESTIMATED BEGINNING FUND BALANCE (must equal prior Ending Fund Balance)		69,701,462	16,931,411	6,911,476	41,622,246	135,166,595
8	RECEIPTS/REVENUES	Acct #					
9	LOCAL SOURCES	1000					0
10	FLOW-THROUGH RECEIPTS/REVENUES FROM ONE DISTRICT TO ANOTHER DISTRICT	2000					0
11	STATE SOURCES	3000					0
12	FEDERAL SOURCES	4000					0
13	Total Receipts/Revenues		0	0	0	0	0
14	DISBURSEMENTS/EXPENDITURES	Funct #					
15	INSTRUCTION	1000					0
16	SUPPORT SERVICES	2000					0
17	COMMUNITY SERVICES	3000					0
18	PAYMENTS TO OTHER DISTRICTS & GOVT. UNITS	4000					0
19	DEBT SERVICES	5000					0
20	PROVISION FOR CONTINGENCIES	6000					0
21	Total Disbursements/Expenditures		0	0	0		0
22	Excess of Receipts/Revenue Over/(Under) Disbursements/Expenditures		0	0	0	0	0
23	OTHER SOURCES/USES OF FUNDS						
24	OTHER SOURCES OF FUNDS (7000)						0
25	OTHER USES OF FUNDS (8000)						0
26	TOTAL OTHER SOURCES/USES OF FUNDS		0	0	0	0	0
27	ESTIMATED ENDING FUND BALANCE		69,701,462	16,931,411	6,911,476	41,622,246	135,166,595

	A	B	M	N	O	P	Q
1	*School Districts Only		ESTIMATED BUDGET FY2025-2026				
2							
3	31045300026						
4	<i>District Number</i>						
5	CUUSD 300						
6	<i>District Name</i>		Educational Fund	Operations & Maintenance Fund	Transportation Fund	Working Cash Fund	Total
7	ESTIMATED BEGINNING FUND BALANCE (must equal prior Ending Fund Balance)		69,701,462	16,931,411	6,911,476	41,622,246	135,166,595
8	RECEIPTS/REVENUES	Acct #					
9	LOCAL SOURCES	1000					0
10	FLOW-THROUGH RECEIPTS/REVENUES FROM ONE DISTRICT TO ANOTHER DISTRICT	2000					0
11	STATE SOURCES	3000					0
12	FEDERAL SOURCES	4000					0
13	Total Receipts/Revenues		0	0	0	0	0
14	DISBURSEMENTS/EXPENDITURES	Funct #					
15	INSTRUCTION	1000					0
16	SUPPORT SERVICES	2000					0
17	COMMUNITY SERVICES	3000					0
18	PAYMENTS TO OTHER DISTRICTS & GOVT. UNITS	4000					0
19	DEBT SERVICES	5000					0
20	PROVISION FOR CONTINGENCIES	6000					0
21	Total Disbursements/Expenditures		0	0	0		0
22	Excess of Receipts/Revenue Over/(Under) Disbursements/Expenditures		0	0	0	0	0
23	OTHER SOURCES/USES OF FUNDS						
24	OTHER SOURCES OF FUNDS (7000)						0
25	OTHER USES OF FUNDS (8000)						0
26	TOTAL OTHER SOURCES/USES OF FUNDS		0	0	0	0	0
27	ESTIMATED ENDING FUND BALANCE		69,701,462	16,931,411	6,911,476	41,622,246	135,166,595

	A	B	R	S	T	U	V
1	*School Districts Only		ESTIMATED BUDGET FY2026-2027				
2							
3	31045300026						
4	<i>District Number</i>						
5	CUUSD 300						
6	<i>District Name</i>		Educational Fund	Operations & Maintenance Fund	Transportation Fund	Working Cash Fund	Total
7	ESTIMATED BEGINNING FUND BALANCE (must equal prior Ending Fund Balance)		69,701,462	16,931,411	6,911,476	41,622,246	135,166,595
8	RECEIPTS/REVENUES	Acct #					
9	LOCAL SOURCES	1000					0
10	FLOW-THROUGH RECEIPTS/REVENUES FROM ONE DISTRICT TO ANOTHER DISTRICT	2000					0
11	STATE SOURCES	3000					0
12	FEDERAL SOURCES	4000					0
13	Total Receipts/Revenues		0	0	0	0	0
14	DISBURSEMENTS/EXPENDITURES	Funct #					
15	INSTRUCTION	1000					0
16	SUPPORT SERVICES	2000					0
17	COMMUNITY SERVICES	3000					0
18	PAYMENTS TO OTHER DISTRICTS & GOVT. UNITS	4000					0
19	DEBT SERVICES	5000					0
20	PROVISION FOR CONTINGENCIES	6000					0
21	Total Disbursements/Expenditures		0	0	0		0
22	Excess of Receipts/Revenue Over/(Under) Disbursements/Expenditures		0	0	0	0	0
23	OTHER SOURCES/USES OF FUNDS						
24	OTHER SOURCES OF FUNDS (7000)						0
25	OTHER USES OF FUNDS (8000)						0
26	TOTAL OTHER SOURCES/USES OF FUNDS		0	0	0	0	0
27	ESTIMATED ENDING FUND BALANCE		69,701,462	16,931,411	6,911,476	41,622,246	135,166,595

	A	B	W	X	Y	Z
1	*School Districts Only		SUMMARY BUDGET ADDENDUM - DEFICIT REDUCTION PLAN ESTIMATED BUDGET Date of Adoption: <input type="text"/> (Enter as MM/DD/YY)			
2						
3	31045300026					
4	District Number					
5	CUUSD 300					
6	District Name		FY2023-2024	FY2024-2025	FY2025-2026	FY2026-2027
7	ESTIMATED BEGINNING FUND BALANCE <i>(must equal prior Ending Fund Balance)</i>		129,944,072	135,166,595	135,166,595	135,166,595
8	RECEIPTS/REVENUES	Acct #				
9	LOCAL SOURCES	1000	222,823,312	0	0	0
10	FLOW-THROUGH RECEIPTS/REVENUES FROM ONE DISTRICT TO ANOTHER DISTRICT	2000	0	0	0	0
11	STATE SOURCES	3000	93,136,548	0	0	0
12	FEDERAL SOURCES	4000	29,174,647	0	0	0
13	Total Receipts/Revenues		345,134,507	0	0	0
14	DISBURSEMENTS/EXPENDITURES	Funct #				
15	INSTRUCTION	1000	189,057,724	0	0	0
16	SUPPORT SERVICES	2000	129,538,798	0	0	0
17	COMMUNITY SERVICES	3000	2,645,684	0	0	0
18	PAYMENTS TO OTHER DISTRICTS & GOVT. UNITS	4000	4,180,358	0	0	0
19	DEBT SERVICES	5000	0	0	0	0
20	PROVISION FOR CONTINGENCIES	6000	0	0	0	0
21	Total Disbursements/Expenditures		325,422,564	0	0	0
22	Excess of Receipts/Revenue Over/(Under) Disbursements/Expenditures		19,711,943	0	0	0
23	OTHER SOURCES/USES OF FUNDS					
24	OTHER SOURCES OF FUNDS (7000)		0	0	0	0
25	OTHER USES OF FUNDS (8000)		14,489,420	0	0	0
26	TOTAL OTHER SOURCES/USES OF FUNDS		(14,489,420)	0	0	0
27	ESTIMATED ENDING FUND BALANCE		135,166,595	135,166,595	135,166,595	135,166,595

Deficit Reduction Plan-Background/Assumptions (School Districts Only)
Fiscal Year 2023-2024
through Fiscal Year 2026-2027

CUSD 300 31045300026

Please complete the following schedule and include a brief description to identify any areas of the budget that will be impacted from one year to the next. If the deficit reduction plan relies upon new local revenues, identify contingencies for further budget reductions which will be enacted in the event those new revenues are not available.

1. Background and Narrative of Budget Reductions:

2. Assumptions Used in the Deficit Reduction Plan:

- EBF and Estimated New Tier Funding:

- Equal Assessed Valuation and Tax Rates:

- Employee Salaries and Benefits:

Deficit Reduction Plan-Background/Assumptions (School Districts Only)

Fiscal Year 2023-2024

through Fiscal Year 2026-2027

- Short- and Long-Term Borrowing:

- Educational Impact:

- Other Assumptions:

- Has the district considered shared services or outsourcing (Ex: Transportation, Insurance)? If yes, please explain:

Evidence-Based Funding: Fiscal Year 2024 Spending Plan

COMM UNIT SCH DIST 300

Part I: Achieving Student Growth and Making Progress Toward State Education Goals

The questions below allow you to indicate the strategic priorities and strategies that will drive your efforts to achieve student growth and make progress toward state education goals. These may involve investing in any combination of an Organizational Unit's core resources time, money, people, and programs.

Collaboration Opportunity - Organizational Units may find that Part I is most easily and effectively completed if led by program leaders in consultation with finance leaders.

1) What are the Organizational Unit's strategic goals for student success for the 2023-24 school year? What measures will be used to evaluate progress? (No more than 2000 characters, including spaces.)

Under the CUSD 300 strategic plan for the school year 2023-2024 our goals are as follows: 1.) Increase % of students who are proficient on their ELA/Reading state assessment by 3%, for all student groups for the purpose of ensuring all students attain and sustain grade level proficiency in ELA, 2.) Increase of growth percentile for IAR on ELA/Reading, for all student groups for the purpose of ensuring all students attain and sustain grade level proficiency in ELA, 3.) Increase % of students who are proficient on their Math state assessment by 3%, for all student groups for the purpose of ensuring all students attain and sustain grade level proficiency in Math, 4.) Increase the Math growth percentile by 2 points, for all student groups for the purpose of ensuring all students attain and sustain grade level proficiency in ELA, 5.) Increase the student attendance rate for offered Tier 3 remediation sessions by 7% for the purpose of ensuring Tier 3 students receive the support that will allow them to attain and sustain grade level proficiency, 6.) Increase students completing College and Career Readiness Indicators by 5% for the purpose of strengthening early college and credit options for all high school students, 7.) Improve alignment of career, college, and advanced credit coursework enrollments to be +/- 5% of various district high school student demographics for the purpose of ensuring all students have access and are engaging in rigorous courses.

	Top Strategy 1	Top Strategy 2	Top Strategy 3
2) Select the top three strategies that the Organizational Unit will employ to achieve student growth and make progress toward state education goals. (Select three different responses from the dropdown list.)	Improve programs, curriculum, and/or learning tools	Maintain or increase equitable resource allocation for students so that more dollars benefit students in greater need	Provide interventions and services to reduce truancy or dropout rates
If "Other" was selected in question 2, please describe. (No more than 1000 characters, including spaces.)			

Part II: Planned Use of Evidence-Based Funding

The questions below provide an opportunity to document the stakeholders with whom you consulted and the data you analyzed as you determined your strategic allocations of FY 2024 EBF dollars. Key statistics related to EBF distributions are provided for your reference. Form 50-36/50-39 is typically released before current-year appropriations are known. Therefore, the figures provided are for the prior fiscal year.

Collaboration Opportunity - Organizational Units may find that questions in this section are most easily and effectively completed if led by finance leaders in consultation with program leaders.

Evidence-Based Funding Organizational Unit Results (FY 2023)	<i>Final Resources / Adequacy Target = Percent of Adequacy</i>	Average Student Enrollment	20,050.46	Adequacy Target	\$301,770,173.94
		Final Resources	\$208,765,152.29	Percent of Adequacy	69%
	<i>Base Funding Minimum + Tier Funding = Gross State Contribution</i>	Tier Assignment	1	Gross State Contribution	\$67,402,294.81
		FY23 Base Funding Minimum	\$61,679,288.42	FY 2023 Tier Funding	\$5,723,006.39
	<i>Within FY 2023 Gross State Contribution, Resources Attributable to Specific Populations</i>	Low-Income Students	\$7,851,299.80	English Learners (ELs)	\$2,229,433.67
		Special Education	\$7,741,753.26		

	FY 2024 Tier Funding	\$6,321,393.61	Funding Type (Select)	Actual	*Note: Tier Funding allocations are published annually at https://www.isbe.net/Pages/ebfdistribution.aspx . Amounts are available in early August. Districts are encouraged to use actual funding amounts if they are available before transmitting the budget to ISBE.
1) FY 2024 Tier Funding Allocation*: Enter the dollar amount of Tier Funding allocated to the Organizational Unit within the FY 2024 Gross State Contribution. Enter "0" if current-year appropriations did not include Tier Funding. Select whether the amount is estimated or actual funding.					

		Data Source 1	Data Source 2		Data Source 3	
2)	Select the top three sources of data used to inform the Organizational Unit's planned allocation of EBF dollars. (Select three different responses.)	Student growth and achievement data, disaggregated by student groups	Student discipline and behavior data		Attendance data (e.g., chronic absenteeism, graduation or dropout rates)	
3)	Indicate with which groups the Organizational Unit engaged to inform its intended allocation of EBF dollars. (Select any that apply; otherwise leave blank.)	Bilingual Program Director(s)	Yes	Principals	Yes	Bilingual Parent Advisory Committee
		Special Ed. Program Director(s)	Yes	School Improvement Teams	Yes	Other Parent Group(s)
		Other Program Leaders	Yes	Teacher or Support Staff Unions		Community Focus Group(s)
		School Board Members	Yes	Other School Staff		Other
[Optional] Provide a brief description of the Organizational Unit's process for consulting with internal and external stakeholders in determining the allocation of EBF dollars. (No more than 1000 characters, including spaces.)						
		Priority Investment 1	Priority Investment 2		Priority Investment 3	
4)	Given the data analyzed, the stakeholders consulted, and the priorities identified in Part I, indicate the top three priority investments the Organizational Unit will make with its FY 2024 Base Funding Minimum (e.g., excluding Tier Funding). Choose "Other" if investments do not match the provided list. (Select three different responses. "Other" may be selected more than once if needed.)	Core Teachers	Core Intervention Teacher		EL Core Teacher	
If "Other" was selected in question 4, please describe. (No more than 1000 characters, including spaces.)						

Cost Factor Table

The table below presents the regionally adjusted amount embedded in the Organizational Unit's FY 2023 Adequacy Target for each of the 34 cost factors in the Evidence-Based Funding model (Column F). Column G is required for all Organizational Units that receive at least \$5,000 in Tier Funding, while column H is optional. Organizational Units may choose to provide additional narrative context in Columns I-M to elaborate on the figures included in the table. ISBE has produced guidance for populating the cost factor table. The guidance includes a definition for each cost factor, along with suggestions for using Employee Information System position codes and common expenditure accounts to support a determination of expenditures. This guidance is available at <https://www.isbe.net/ebfspendingplan>.

Column G: If the Organizational Unit will receive at least \$5,000 in FY 2024 Tier Funding (as entered in Q2.1/cell G31), column G is required. Please indicate the Organizational Unit's planned expenditures in FY 2024 from Tier Funds only. Organizational Units are not expected to place a value in each cell. Rather, the table allows for the communication of priority investments with new state resources for the current fiscal year. During years in which there is no new Tier Funding, column G will not be required. During years in which Tier Funding is available, the amount of new Tier Funding entered in Q2.1/cell G31 above must equal the sum in cell G90 below. If some or all Tier Funding is invested outside of the cost factors, enter a dollar amount in cell G89 and provide additional context in the space for narrative beginning in row 93.

Column H: Optionally, Organizational Units may populate column H with total planned expenditures in FY 2024 for each cost factor from all revenue sources (e.g., not just from EBF). By comparing the figures in column F to the figures entered in column H, the Organizational Unit may engage local stakeholders in productive dialogue about resource allocation decisions.

Cost Factors	Amount in FY 2023 Adjusted Adequacy Target	Budgeted FY 2024 Investments with New Tier Funding [Required]	Budgeted FY 2024 Expenditures (All Resources) [Optional]	Optional District Narratives
Core Investments	Core Teachers	\$70,843,770.53		Enter optional context for core investment decisions.
	Specialist Teachers	\$17,283,209.14		
	Instructional Facilitator	\$7,562,697.26		
	Core Intervention Teacher	\$3,063,208.58		
	Substitute Teachers	\$2,576,183.24	\$354,000.00	
	Guidance Counselor	\$5,336,697.43	\$79,657.00	
	Nurse	\$1,716,606.90		
	Supervisory Aide	\$2,780,220.55	\$240,000.00	
	Librarian	\$3,381,783.23		
	Librarian Aide	\$2,003,954.41		
	Principal	\$5,049,992.85		
	Assistant Principal	\$4,355,637.77	\$685,000.00	
	School Site Staff	\$3,336,088.25	\$67,921.00	
	Subtotal	\$129,290,050.14	\$1,426,578.00	

Per Student Investments	Gifted	\$1,794,341.70		Enter optional context for per student investment decisions.	
	Professional Development	\$2,506,307.50	\$1,500,000.00		
	Instructional Materials	\$5,393,573.74	\$363,815.61		
	Assessments	\$581,463.34			
	Computer & Tech Equipment	\$11,448,812.66			
	Student Activities	\$7,099,739.68			
	Maintenance & Operations	\$24,601,914.42			
	Central Office	\$17,704,556.18	\$500,000.00		
	Employee Benefits	\$54,414,755.49			
		Subtotal*	\$126,584,439.09		\$2,363,815.61
Additional Investments	Low-Income Intervention Teacher	\$4,430,407.33	\$1,000,000.00	Enter optional context for additional investment decisions.	
	Low-Income Pupil Support Staff	\$4,430,407.33			
	Low-Income Extended Day Teacher	\$4,615,606.06	\$750,000.00		
	Low-Income Summer School Teacher	\$4,615,606.06			
	EL Intervention Teacher	\$2,083,296.81			
	EL Pupil Support Staff	\$2,083,296.81	\$656,000.00		
	EL Extended Day Teacher	\$2,170,226.82			
	EL Summer School Teacher	\$2,170,226.82			
	EL Core Teacher	\$2,604,121.01			
	Sp Ed Teacher	\$10,749,085.86			
	Sp Ed Instructional Assistant	\$4,265,264.45	\$125,000.00		
	Sp Ed Psychologist	\$1,678,139.22			
		Subtotal	\$45,895,684.58		\$2,531,000.00
	Other Investments				
	Total**	\$301,770,173.94	\$6,321,393.61	Tier Funding Check (Cell G90) Complete, G90-G31	
<p>*The subtotal for Per Student Investments is a calculated figure that adjusts salary portions of Central Office and Maintenance & Operations to account for regional salary differences. As a result, the sum of each individual cost factor will not equal the subtotal.</p> <p>**The total is the Final Adequacy Target (adjusted for Regionalization Factor) calculated in the Full FY 2023 EBF Calculation file. Due to differences in rounding, this figure may vary slightly from the sum of the subtotals in this table.</p>					
<p>If some or all Tier Funding was invested outside of the cost factors, please describe. (No more than 1000 characters, including spaces.)</p>					
Part III: Support for Special Student Groups					
<p>EBF statute sets aside specific allocations to be spent for special education, English learners, and low-income students. Per statute these designated funds must be spent on programs and services benefiting these specific student groups. Funds for English learners and low-income students must be spent in addition to, and not in lieu of, funding that supports general programs of instruction for all students. Funds attributable to special education must be used for the provision of special education facilities and services as outlined in ILCS 14-1.08 Current-year EBF amounts attributable to each of the special student groups must be reported in cells G100-G102 below. If the Organizational Unit received at least \$5,000 for any of the student groups, a response to the questions below is required. For amounts less than \$5,000, a response is optional. All other EBF funds may be spent in any manner deemed appropriate by the school district.</p> <p>Collaboration Opportunity - Organizational Units may find that questions in this section are most easily and effectively completed through collaboration between program leaders affiliated with each student group and finance leaders.</p>					
1)	FY 2024 Student Population Allocations*: Enter the dollar amount of resources attributable to Specific Populations within the FY24 Gross State Contribution. Enter "0" if no funds are allocated for a student group. Select whether amounts are estimated or actual.	Low-Income Students	Enter Amounts	Select type	*Note: Allocations for each of the three student groups are published annually at isbe.net/ebf/dist under "Reports." Amounts are typically available by September 1. Districts are encouraged to use actual amounts if they are available before transmitting the budget to ISBE.
		English Learners	\$8,521,367.52	Actual	
		Special Education	\$2,559,410.41	Actual	
			\$8,191,836.48	Actual	

2)	Organizational Unit investment of EBF dollars for low-income students: Select the investments that apply. (Optionally, dollar amounts for each investment may be entered.) Response Required	Low-Income Intervention Teacher	Yes	Low-Income Extended Day Teacher		Other Investments					
		[Optional - Enter \$]		[Optional - Enter \$]		[Optional - Enter \$]					
		Low-Income Pupil Support Staff	Yes	Low-Income Summer School Teacher							
		[Optional - Enter \$]		[Optional - Enter \$]							
Additional context for the Organizational Unit's planned use of dollars attributable to low-income students in FY 2024. (Required if "Other Investments" selected above. No more than 500 characters, including spaces.)											
3)	Organizational Unit investment of EBF dollars for English learners: Select the investments that apply. (Optionally, dollar amounts for each investment may be entered.) Response Required	English Learner Intervention Teacher	Yes	English Learner Extended Day Teacher		English Learner Core Teacher	Yes				
		[Optional - Enter \$]		[Optional - Enter \$]		[Optional - Enter \$]					
		English Learner Pupil Support Staff	Yes	English Learner Summer School Teacher		Other Investments					
		[Optional - Enter \$]		[Optional - Enter \$]		[Optional - Enter \$]					
Additional context for the Organizational Unit's planned use of dollars attributable to English learners in FY 2024. (Required if "Other Investments" selected above. No more than 500 characters, including spaces.)											
4)	Organizational Units investment of EBF dollars for Special Education: Select the investments that apply. (Optionally, dollar amounts for each investment may be entered.) Response Required	Special Education Teacher	Yes	Special Education Psychologist							
		[Optional - Enter \$]		[Optional - Enter \$]							
		Special Education Instructional Assistant	Yes	Other Investments							
		[Optional - Enter \$]		[Optional - Enter \$]							
Additional context for the Organizational Unit's planned use of dollars attributable to Special Education students in FY 2024. (Required if "Other Investments" selected above. No more than 500 characters, including spaces.)											
Plan Assurances											
Please complete the assurances below related to Article 14C of the Illinois School Code, which stipulates allowable expenditures for English learners. Organizational Units should maintain supporting documentation (e.g., sign-in sheets, meeting agendas) to affirm the veracity of the below assurances. Note that a separate collection of the Bilingual Service Plan takes place before each school year and must be separately reviewed by the Bilingual Parent Advisory Committee (BPAC). Responses in this plan should be aligned with information contained in the Bilingual Service Plan. Responses in this section are only required if an Organizational Unit receives any amount of EBF dollars attributable to English learners.											
Collaboration Opportunity - Organizational Units may find that the plan assurances are most easily and effectively completed if led by program leaders.											
1.) "I hereby affirm that at least 60% of the school district's state funds attributable to English learners will be used for instructional costs of programs and services for English learners (function 1000), in accordance with Article 14C of the Illinois School Code. The remaining balance of state funds attributable to English learners will also be used to serve English learners." Required <input type="checkbox"/> Yes											
2.) "My school district has at least one attendance center with 20 or more English learners (including parental refusals) who speak the same home language other than English in grades K-12. Alternatively and/or additionally, my school district has at least one attendance center with 20 or more English learners (including parent refusals) who speak the same home language other than English in pre-K." Required <input type="checkbox"/> Yes											
3.) "I hereby affirm that the school district's BPAC will review this EBF Spending Plan by or before October 31, 2023." Required <input type="checkbox"/> Yes											
4.) Enter the anticipated date on which the BPAC review will take place and the name of the BPAC chair for SY 2023-24. Required <table border="1" style="width: 100%; border-collapse: collapse;"> <tr> <td style="width: 60%;">BPAC Meeting (MM/DD/YYYY)</td> <td>9/20/2023</td> </tr> <tr> <td>Name of Chair</td> <td>Xenia Delgado</td> </tr> </table>								BPAC Meeting (MM/DD/YYYY)	9/20/2023	Name of Chair	Xenia Delgado
BPAC Meeting (MM/DD/YYYY)	9/20/2023										
Name of Chair	Xenia Delgado										

Spending Plan Completion Tracker		
Use the information below to confirm completion of all required questions. Note that the "status" column adjusts to responses, so the tracker is most helpful to consult after you have completed the spending plan.		
Question	Status	Acceptance Criteria
Part 1, Q1	Complete	Character length of response must be >10 and <=2000, including spaces.
Part 1, Q2	Complete	A <u>different</u> response must be selected in G11, I11, and L11; cells cannot be blank.
Part 1, Q2 (Narrative)	Complete	Response required only if "Other" selected in G11, I11, or L11; character length of response must be >10 and <=1000, including spaces.
Part 2, Q1	Complete	A numeric value must be entered in cell G31 (estimated or actual Tier Funding, or 0 if appropriations did not include Tier Funding). A type must be selected in cell H3:
Part 2, Q2	Complete	A <u>different</u> response must be selected in G35, I35, and L35; cells cannot be blank.
Part 2, Q3	Complete	At least one response must be selected.
Part 2, Q4	Complete	Cells G43, I43, and L43 cannot be blank. "Other" may be selected more than once, but other responses may not be repeated
Part 2, Q4 (Narrative)	Complete	Response required only if "Other" selected in G43, I43, or L43; character length of response must be >10 and <=1000, including spaces.
Part 2, Q5 (Cell G90)	Complete	Cell G90 must be equal to the value in cell G31.
Part 2, Q5 (Narrative)	Complete	Response required only if a value was entered in cell G89; character length of response must be >10 and <=1000, including spaces
Part 3, Q1 Low-Income Funds	Complete	A numeric value must be entered, which may be "0" if the organizational unit received no funding for the specified student group. A type must be selected in cell H10C
Part 3, Q1 English Learner Funds	Complete	A numeric value must be entered, which may be "0" if the organizational unit received no funding for the specified student group. A type must be selected in cell H10I
Part 3, Q1 Spec. Ed. Funds	Complete	A numeric value must be entered, which may be "0" if the organizational unit received no funding for the specified student group. A type must be selected in cell H10J
Part 3, Q2	Complete	At least one response must be selected.
Part 3, Q2 (Narrative)	Complete	Response required only if "Other Investments" was selected in the previous question; character length of response must be >10 and <=500, including spaces
Part 3, Q3	Complete	At least one response must be selected.
Part 3, Q3 (Narrative)	Complete	Response required only if "Other Investments" was selected in the previous question; character length of response must be >10 and <=500, including spaces
Part 3, Q4	Complete	At least one response must be selected.
Part 3, Q4 (Narrative)	Complete	Response required only if "Other investments" was selected in the previous question; character length of response must be >10 and <=500, including spaces
Assurances 1	Complete	Response required if the value entered in cell G101>0.
Assurances 2	Complete	Response required if the value entered in cell G101>0.
Assurances 3	Complete	Response required if "Yes" selected in cell E133.
Assurances 4 (Meeting Date)	Complete	Response required if "Yes" selected in cell E133; enter date in MM/DD/YYYY format
Assurances 4 (Name of Chair)	Complete	Response required if "Yes" selected in cell E133.

ESTIMATED LIMITATION OF ADMINISTRATIVE COSTS (School Districts Only)

(For Local Use Only)

This is an estimated Limitation of Administrative Costs Worksheet only and will not be accepted for Official Submission of the Limitation of Administrative Costs Worksheet.

The worksheet is intended for use during the budgeting process to estimate the district's percent increase of FY2024 budgeted expenditures over actual FY2023 expenditures. Budget information is copied to this page. Insert the prior year estimated actual expenditures to compute the estimated percentage increase (decrease).

The official Limitation of Administrative Costs Worksheet is attached to the end of the Annual Financial Report (ISBE Form 50-35) and may be submitted in conjunction with that report.

An official Limitation of Administrative Costs Worksheet can also be found on the ISBE website at: [Limitation of Administrative Costs](#)

ESTIMATED LIMITATION OF ADMINISTRATIVE COSTS WORKSHEET

(Section 17-1.5 of the School Code)

School District Name: **CUSD 300**

RCDT Number: **31045300026**

		Estimated Actual Expenditures, Fiscal Year 2023				Budgeted Expenditures, Fiscal Year 2024			
		(10)	(20)	(80)		(10)	(20)	(80)	
Description	Funct. No.	Educational Fund	Operations & Maintenance Fund	Tort Fund	Total	Educational Fund	Operations & Maintenance Fund	Tort Fund	Total
1. Executive Administration Services	2320	1,170,792			1,170,792	1,207,159		0	1,207,159
2. Special Area Administration Services	2330				0	0		0	0
3. Other Support Services - School Administration	2490				0	0		0	0
4. Direction of Business Support Services	2510	480,000			480,000	558,195	0	0	558,195
5. Internal Services	2570	472,401			472,401	441,105		0	441,105
6. Direction of Central Support Services	2610				0	0		0	0
7. Deduct - Early Retirement or other pension obligations required by state law and included above.					0				0
8. Totals		2,123,193	0	0	2,123,193	2,206,459	0	0	2,206,459
9. Estimated Percent Increase (Decrease) for FY2024 (Budgeted) over (Actual) FY 2023									4%

Reference Description

- 1 Each fund balance should correspond to the fund balance reflected on the books as of June 30th - Balance Sheet Accounts #/20 and #/30 (audit figures, if available).
- 2 Accounting and Financial Reporting for Certain Grants and Other Financial Assistance. The "On-Behalf" Payments should only be reflected on this page (Budget Summary, Lines 10 and 20).
- 3 Requires the secretary of the school board to notify the county clerk (within 30 days of the transfer approval) to abate an equal amount of taxes to be next extended. See Sec. 10-22.14 & 17-2.11.
- 3a Requires notification to the county clerk to abate an equal amount from taxes next extended. See section 10-22.14
- 4 Principal on Bonds Sold:
 - (1) Funding Bonds are to be entered in the fund or funds in which the liability occurs.
 - (2) Refunding Bonds can be entered in the Debt Services Fund only.
 - (3) Building Bonds can be entered in the Capital Projects Fund only.
 - (4) Fire Prevention and Safety Bonds can be entered in the Fire Prevention & Safety Fund only.
- 5 The proceeds from the sale of school sites, buildings, or other real estate shall be used first to pay the principal and interest on any outstanding bonds on the property being sold, and after all such bonds have been retired, the remaining proceeds from the sale next shall be used by the school board to meet any urgent district needs as determined under Sections 2-3.12 and 17-2.11 of the School Code. Once these issues have been addressed, any remaining proceeds may be used for any other authorized purpose and for deposit into any district fund.
- 6 The School Code, Section 10-22.44 prohibits the transfer of interest earned on the investment of "any funds for purposes of Illinois Municipal Retirement under the Pension Code." This prohibition does not include funds for Social Security and Medicare-only purposes. For additional requirements on interest earnings, see 23 Illinois Administrative Code, Part 100, Section 100.50
- 7 Cash plus investments must be greater than or equal to zero.
- 8 For cash basis budgets, this total will equal the Budget Summary - Total Direct Receipts/Revenues (Line 9) plus Total Other Sources of Funds (Line 46).
- 9 For cash basis budgets, this total will equal the Budget Summary - Total Direct Disbursements/Expenditures (Line 19) plus Total Other Uses of Funds (Line 79).
- 10 Working Cash Fund loans may be made to any district fund for which taxes are levied (Section 20-5 of the School Code).
- 11 Include revenue accounts 1110 through 1115, 1117, 1118 & 1120.
- 12 The School Code Section 17-2.2c. Tax for leasing educational facilities or computer technology or both, and for temporary relocation expense purposes.
- 13 Corporate personal property replacement tax revenue must be first applied to the Municipal Retirement/Social Security Fund to replace tax revenue lost due to the abolition of the corporate personal property tax (30 ILCS 115/12). This provision does not apply to taxes levied for Medicare-Only purposes.
- 14 Only tuition payments made to private facilities. See Functions 4200 or 4400 for estimated public facility disbursements/expenditures.
- 15 Payment towards the retirement of lease/purchase agreements or bonded/other indebtedness principal only otherwise reported within the fund - e.g.: alternate revenue bonds. (Describe & Itemize)
- 16 Only abolishment of Working Cash Fund must transfer its funds directly to the Educational Fund upon adoption of a resolution and at the close of the current school Year (see 105 ILCS 5/20-8 for further explanation)
Only abatement of working cash fund can transfer its funds to any fund in most need of money
(see 105 ILCS 5/20-10 for further explanation)

CHECK FOR ERRORS

This worksheet checks various cells to assure that selected items are in balance.

Please fix errors below before submitting to ISBE.

Budget Item References	Message
1. Deficit Reduction Plan (DefReductPlan 23-27 tab)	
Is Deficit Reduction Plan Required? (Joint Agreements do not complete Deficit Reduction Plan.)	Deficit Reduction Plan is not required
If required, is Deficit Reduction Plan completed? (DefReductPlan 23-27 tab)	
2. Cover Page (Cover tab)	
District Name must be selected from drop-down. (Cell H13)	OK
Accounting Basis must be selected on Cover sheet.	OK
Dates (Day, Month, Year) must be input on Cover sheet.	OK
Board Names must be typed on Cover sheet.	ERROR - TYPE BOARD NAMES
3. Budget Summary: Other Sources (BudgetSum 2-4 tab - Acct 7000) must equal Other Uses (BudgetSum 2-4 tab - Acct 8000).	
Estimated Beginning Fund Balance July, 1 2023 for all Funds (Cells C3 - K3) (Line must have a number or zero. Do not leave blank.)	OK
Estimated Activity Fund Beginning Fund Balance July, 1 2023 (Cell C83) (Cell must have a number or zero. Do not leave blank.)	OK
Transfer Among Funds (Funds 10, 20, 40 - Acct 7130 - Cells C29, D29, F29), must equal (Funds 10, 20 & 40 - Acct 8130 - Cells C52, D52, F52).	OK
Transfer of Interest (Funds 10 thru 90 - Acct 7140 - Cells C30:K30), must equal (Funds 10 thru 60, & 80 - Acct 8140 - Cells C53:H53, J53).	OK
Transfer to Debt Service to Pay Principal on GASB 87 Leases (Fund 30 - Acct 7400 - Cell E39) must equal (Funds 10, 20 & 60 - Acct 8400 Cells C57:H60).	OK
Transfer to Debt Service to Pay Interest on GASB 87 Leases (Fund 30 - Acct 7500 - Cell E40) must equal (Funds 10, 20 & 60 - Acct 8500 - Cells C61:H64).	OK
Transfer to Debt Service Fund to Pay Principal on Revenue Bonds (Fund 30 - Acct 7600 - Cell E41) must equal (Funds 10 & 20 - Acct 8600 - Cells C65:D68).	OK
Transfer to Debt Service to Pay Interest on Revenue Bonds (Fund 30 - Acct 7700 - Cell E42) must equal (Funds 10 & 20 - Acct 8700 - Cells C69:D72).	OK
Transfer to Capital Projects Fund (Fund 60 - Acct 7800 - Cell H43) must equal (Fund 10 & 20, Acct 8800 - Cells C73:D76).	OK
4. Summary of Cash Transactions: Beginning Cash Balance on Hand July 1, 2023 (CashSum 5 tab, All Funds) cannot be negative.	
Educational (Fund 10 - Cell C3)	OK
Operations & Maintenance (Fund 20 - Cell D3)	OK
Debt Service (Fund 30 - Cell E3)	OK
Transportation (Fund 40 - Cell F3)	OK
Municipal Retirement/Social Security (Fund 50 - Cell G3)	OK
Capital Projects (Fund 60 - Cell H3)	OK
Working Cash (Fund 70 - Cell I3)	OK
Tort (Fund 80 - Cell J3)	OK
Fire Prevention & Safety (Fund 90 - Cell K3)	OK
Activity Funds (Cell C23)	OK
5. Summary of Cash Transactions: Ending Cash Balance on Hand June 30, 2024 (CashSum 5 tab - All Funds) cannot be negative.	
Educational (Fund 10 - Cell C21)	OK
Operations & Maintenance (Fund 20 - Cell D21)	OK
Debt Service (Fund 30 - Cell E21)	OK
Transportation (Fund 40 - Cell F21)	OK
Municipal Retirement/Social Security (Fund 50 - Cell G21)	OK
Capital Projects (Fund 60 - Cell H21)	OK
Working Cash (Fund 70 - Cell I21)	OK
Tort (Fund 80 - Cell J21)	OK
Fire Prevention & Safety (Fund 90 - Cell K21)	OK
6. Summary of Cash Transactions: Other Receipts (CashSum 5 tab) must equal Other Disbursements (CashSum 5 tab).	
Interfund Loans Payable (Funds 10:60, 80, 90 - Acct 411 - Cells C6:H6, J6:K6) must equal Interfund Loans Receivable (Funds 10:20, 40, 70 - Acct 141 - Cells C15:D15, F15, I15).	OK
Interfund Loans Receivable (Funds 10, 20, 40, 70 - Acct 141 - Cells C7:D7, F7, I7) must equal Interfund Loans Payable (Funds 10:60, 80, 90 - Acct 411 - Cells C16:H16, J16, K16).	OK
7. Estimated Revenue (EstRev 6-11 tab)	
Amounts must be input for revenue.	OK
8. Estimated Expenditures (EstExp 12-20 tab)	
Amounts must be input for expenditures.	OK
9. Itemization Notes: Revenues/Expenditures reported that require note on Itemize 21 tab.	
Include brief note(s) describing revenue source.	OK
Include brief note(s) describing expenditure use.	OK
10. EBF Spending Plan	
All required questions have been answered.	OK

End of Balancing