

Board of Education Business Meeting

Tuesday, September 28, 2021 6:30 PM

D300 Central Office, 2550 Harnish Drive, Algonquin, IL 60102

1. Call to Order

1. Roll Call

2. Closed Session

1. Motion to go into closed session for the purpose of discussing: 1. The appointment, employment, compensation, discipline, performance, or dismissal of specific employees of the public body 2(c)1; 2. Litigation 2(c)11; 3. Student disciplinary cases 2(c)9; and 4. Security procedures, school building safety and security, and the use of personnel to respond to an actual, a threatened or a reasonably potential danger to the safety of employees, students, staff, the public or public property 2(c)8.
2. Motion to Suspend Closed Session

3. Reconvene in Open Session

1. Roll Call

4. Pledge of Allegiance

5. Approval of the Agenda

6. Public Hearing - 2021-2022 Budget

1. Education Plan/Budget 2021-2022

7. Board Announcements

1. Good News

8. Superintendent Report

1. Diversity, Equity and Inclusion Update
2. E-Learning Update

9. Legislative Update

10. Consent Items <\$25k

1. Approval of Board Meeting Minutes
2. Approval to Destroy Closed Session Recordings
3. Approval of Bills Payable

4. Approval of Disposal Report

5. Approval of Treasurer's Report

6. Approval of State Compliance Reports

7. Approval of School Maintenance Project Grant Program

8. Approval of Human Resources Report

9. Approval of Freedom of Information Act Report

11. Consent Items >\$25K

1. Approval of Copier Paper Bid

2. Approval of Dundee Crown High School Fiber Bid

3. Approval of Food Service Contract Amendment

4. Approval of Salt & Ice Melter Bid

5. Approval of Temporary COVID-19 Healthcare and Clerical Services Professional Services Agreement

6. Approval of Technology Assessment Professional Services Agreement

12. Roll Call Items

1. Approval of the Resolution to Award Addition Work for the New Elementary

2. Approval of Resolution to Approve FY 2021-22 Education Plan / Budget

3. Approval of Settlement Agreement

4. Approval of Changes to Board Policy

13. Board Discussion

1. Board Committee Reports

2. Board Discussion

14. Public Participation

Members of the public, especially residents of District 300, are welcome to contribute during public participation.

To do so, you must sign up at the lectern by 6:30 pm, prior to the start of the meeting; be 18 or older or have a parent/legal guardian present with you, give your full name and respectfully state your comments, and you are not permitted to mention the names of specific staff members or students. The Board will not respond in this forum but will thoughtfully consider your statements.

15. Closed Session (continued)

1. Motion to go into closed session for the purpose of discussing: 1. The appointment, employment, compensation, discipline, performance, or dismissal of specific employees of the public body 2(c)1; 2. Litigation 2(c)11; 3. Student disciplinary cases 2(c)9; and 4. Security procedures, school building safety and security, and the use of personnel to respond to an actual, a threatened or a reasonably potential danger to the safety of employees, students, staff, the public or public property 2(c)8.

16. Reconvene in Open Session

1. Roll Call

17. Roll Call Items

1. Employee Discipline Case #2

2. Student Discipline Case #1

18. Adjournment

Community Unit School District 300
A/P Board Bill Listing for September 28, 2021

<u>Fund</u>	<u>Amount</u>
Educational	\$ 480,140.05
Health Insurance Fund	\$ 2,973,216.00
Grant Fund	\$ 72,314.45
COVID 19 Fund	
Operations & Maintenance	\$ 224,651.07
Bond & Interest	\$ 750.00
Transportation	\$ 1,138,358.65
Site & Construction	\$ 190,142.44
Impact Fees	\$ -
Tort Immunity Fund	
	<hr/>
Total All Funds	<u><u>\$ 5,079,572.66</u></u>

Approved at a meeting of the Board of Education, Community Unit School District No. 300

Date: _____

Signed: _____
President

Secretary

Cash Payment Register

AP265 Date: 09/22/21
Time: 10:40

JOB SUBMISSION PARAMETERS

User Name: D300\karen.patek
Job Name: AP265
Step Nbr: 1

Pay Group: D300
Company:
Process Level:

Community School District 300

Cash Code:
or Cash Code Group:
or Cash Code List:

Payment Dates: -

Report Option: C
Document Currency: A
Payment Code:
Format Option: S

Current
Account Currency
Standard

Cash Payment Register

AP265 Date 09/22/21
Time 10:40

Pay Group D300 Community School District 300 USD
Post Company 10 Educational Fund USD
Cash Payment Register for thru 12/31/20

Page 1

Current Report Account Currency

Cash Code HBAP Harris Bank Accounts Payable Currency USD
Payment Code ACH

Payment Number	Co	Vendor Number	Remit To	Name	City	Payment Date	Status	Payment Amount	Curr
1542	10	4636	ACH2	ARAMARK CORPORATION	ALGONQUIN	09/29/21	Processed	2,860.20	USD
1543	10	20015	ACH	ARCHER & GREINER PC	HADDONFIELD	09/29/21	Processed	658.05	USD
1544	10	11123	ACH	JAMES AUGUST II	BELVIDERE	09/29/21	Processed	43.37	USD
1545	10	4783	ACH	HEALTH CARE SERVICE CORP.	Chicago	09/29/21	Processed	2,696,319.65	USD
1546	10	16192	ACH	CALL ONE	CLEVELAND	09/29/21	Processed	19,753.23	USD
1547	10	3158	ACH	CDW GOVERNMENT	CHICAGO	09/29/21	Processed	57,923.81	USD
1548	10	9477	ACH	CONSTELLATION NEW ENERGY	CHICAGO	09/29/21	Processed	69,372.48	USD
1549	10	16554	ACH	CONSTELLATION NEWENERGY -	CAROL STREAM	09/29/21	Processed	6,808.35	USD
1550	10	13380	ACH	CREATIVE PROMOTIONAL APPAR	CARPENTERSVILLE	09/29/21	Processed	680.50	USD
1551	10	13038	ACH	DIAMOND GRAPHICS OF ALGONQ	Algonquin	09/29/21	Processed	7,180.00	USD
1552	10	12005	ACH	DURHAM SCHOOL SERVICES	WARRENVILLE	09/29/21	Processed	1,026,327.42	USD
1553	10	19556	ACH	VOYA FINANCIAL	CHICAGO	09/29/21	Processed	19,172.21	USD

*** Payment Code ACH Totals

Total Open Payments	12	3,907,099.27
Total Reconciled Payments		0.00
Total Void Payments		0.00
Total Stale Dated Payments		0
Total Escheated Payments		0

Cash Payment Register

AP265 Date 09/22/21
Time 10:40

Pay Group D300 Community School District 300 USD
Post Company 10 Educational Fund USD
Cash Payment Register for thru 12/31/20

Current Report Account Currency

Cash Code HBAP Harris Bank Accounts Payable Currency USD
Payment Code MHC

Payment Number	Co	Vendor Number	Remit To	Name	City	Payment Date	Status	Payment Amount	Curr
165911	10	20962		2170 POINT BLVD LLC	ELGIN	09/28/21	Processed	7,678.09	USD
165912	10	6301		A FREEDOM FLAG CO	CRYSTAL LAKE	09/28/21	Processed	112.95	USD
165913	10	17585	REM	ABC SCHOOL OF COSMETOLOGY	LAKE IN THE HILLS	09/28/21	Processed	3,200.00	USD
165914	10	19501		AD-WEAR & SPECIALTY OF TEX	HOUSTON	09/28/21	Processed	11,276.00	USD
165915	10	6126		ADVANTAGE NETWORK	CHICAGO	09/28/21	Processed	265.70	USD
165916	10	3096	REM4	AIRGAS USA LLC	CHICAGO	09/28/21	Processed	315.43	USD
165917	10	21082		ALC SCHOOLS LLC	ST GEORGE	09/28/21	Processed	18,767.50	USD
165918	10	17067	REM	AMALGAMATED BANK OF CHICAG	CHICAGO	09/28/21	Processed	750.00	USD
165919	10	8694	REM1	AMAZON.COM	ATLANTA	09/28/21	Processed	15,537.15	USD
165920	10	11392	REM	AMERICAN UNITED LIFE	LAKELAND	09/28/21	Processed	88,668.22	USD
165921	10	17899		AMS STORE AND SHRED LLC	LAKE IN THE HILLS	09/28/21	Processed	815.00	USD
165922	10	7642		ANDERSON LOCK COMPANY	DES PLAINES	09/28/21	Processed	3,941.56	USD
165923	10	18723		SKYLER ANDERSON	CARPENTERSVILLE	09/28/21	Processed	227.32	USD
165924	10	14953		ANTHONY CRANE RENTAL INC	MUNDELEIN	09/28/21	Processed	570.00	USD
165925	10	19312	REM2	APERTURE EDUCATION LLC	FT MILL	09/28/21	Processed	40,500.00	USD
165926	10	565	REM	APPLE COMPUTER INC.	ATLANTA	09/28/21	Processed	2,093.00	USD
165927	10	19008		AVANT ASSESSMENT LLC	EUGENE	09/28/21	Processed	1,057.90	USD
165928	10	6918	REM	B & H PHOTO-VIDEO	NEW YORK	09/28/21	Processed	253.44	USD
165929	10	1501	REM	BALLARD & TIGHE, PUBLISHER	BREA	09/28/21	Processed	875.60	USD
165930	10	4232	REM	BARNES & NOBLE INC.	DALLAS	09/28/21	Processed	3,195.66	USD
165931	10	814	REM4	POWER UP BATTERIES LLC	GLEN ELLYN	09/28/21	Processed	201.00	USD
165932	10	12596		BENDI ENTERPRISES	WEST DUNDEE	09/28/21	Processed	1,000.00	USD
165933	10	13117	REM3	BIO-RAD LOABORATORIES INC	LOS ANGELES	09/28/21	Processed	587.66	USD
165934	10	13706		BRIDGES FOR LANGUAGE	AURORA	09/28/21	Processed	48.60	USD
165935	10	12481		SANDRA BRODERICK	CRYSTAL LAKE	09/28/21	Processed	102.10	USD
165936	10	8895	REM5	BSN SPORTS LLC	DALLAS	09/28/21	Processed	4,906.53	USD
165937	10	4153		BUCK BROS	HAMPSHIRE	09/28/21	Processed	1,340.44	USD
165938	10	7141	REM	CARY GROVE HIGH SCHOOL	CARY	09/28/21	Processed	270.00	USD
165939	10	2558		CASSANDRA STRINGS	Algonquin	09/28/21	Processed	502.49	USD
165940	10	16330	REM2	CENTURY PRINT AND GRAPHICS	SYCAMORE	09/28/21	Processed	546.50	USD
165941	10	7747		CHAMPION PAVING CORP	HAMPSHIRE	09/28/21	Processed	16,300.00	USD
165942	10	20206		CHEERLEADING COMPANY INC	DALLAS	09/28/21	Processed	5,110.60	USD
165943	10	15452	REM2	COTG	ATLANTA	09/28/21	Processed	148.00	USD
165944	10	15593		COLLEY ELEVATOR	BENSENVILLE	09/28/21	Processed	6,516.00	USD
165945	10	19330	REM4	COMMONWEALTH EDISON CO	CAROL STREAM	09/28/21	Processed	23.37	USD
165946	10	49605	REM3	CONSERV FS, INC	CHICAGO	09/28/21	Processed	129.50	USD
165947	10	19080	REM2	CONTECH-MSI CO	BEDFORD PARK	09/28/21	Processed	6,876.50	USD
165948	10	7692		COVE SCHOOL	NORTHBROOK	09/28/21	Processed	8,367.60	USD
165949	10	23470	REM3	CURRICULUM ASSOCIATES LLC	ATLANTA	09/28/21	Processed	125.16	USD
165950	10	4417	REM2	DECKER EQUIP-SCHOOL FIX	VASSAR	09/28/21	Processed	337.81	USD
165951	10	1164	REM3	DELTA DENTAL OF ILLINOIS-R	CHICAGO	09/28/21	Processed	5,136.08	USD
165952	10	5644	REM2	DELTA DENTAL OF ILLINOIS -	CHICAGO	09/28/21	Processed	242,960.99	USD
165953	10	3449	REM	DEMCO, INC.	MADISON	09/28/21	Processed	27.17	USD
165954	10	11590		DICK BLICK	CHICAGO	09/28/21	Processed	1,943.29	USD
165955	10	16307	REM2	EXTREME CLEAN CAR WASH COR	EAST DUNDEE	09/28/21	Processed	9.00	USD
165956	10	20807		EDGENUITY INC	SCOTTSDALE	09/28/21	Processed	0.00	USD
165957	10	3099	RE10	ELGIN COMMUNITY COLLEGE	ELGIN	09/28/21	Processed	2,485.00	USD
165958	10	13693	REM1	ESSCOE LLC	LAKE ZURICH	09/28/21	Processed	609.75	USD

Cash Payment Register

AP265 Date 09/22/21
Time 10:40

Pay Group D300 Community School District 300 USD
Post Company 10 Educational Fund USD
Cash Payment Register for thru 12/31/20

Page 3

Current Report Account Currency

Cash Code HBAP Harris Bank Accounts Payable Currency USD
Payment Code MHC

Payment Number	Co	Vendor Number	Remit To	Name	City	Payment Date	Status	Payment Amount	Curr
165959	10	3971	REM	ETA HAND2MIND	CHICAGO	09/28/21	Processed	7,297.68	USD
165960	10	11834		EWS WELDING SUPPLY	ELK GROVE VILLAGE	09/28/21	Processed	255.46	USD
165961	10	21264		FASTSIGNS OF CARPENTERSVIL	CARPENTERSVILLE	09/28/21	Processed	1,184.59	USD
165962	10	17404	REM	FERGUSON ENTERPRISES #1550	CHICAGO	09/28/21	Processed	4,082.60	USD
165963	10	20992		FERGUSON ENTERPRISES LLC	NEWPORT NEWS	09/28/21	Processed	389.88	USD
165964	10	408	REM	FLINN SCIENTIFIC INC	CHICAGO	09/28/21	Processed	3,077.62	USD
165965	10	17269	REM1	FOLLETT SCHOOL SOLUTIONS I	CHICAGO	09/28/21	Processed	16,223.79	USD
165966	10	1941	REM	FOX VALLEY FIRE AND SAFETY	ELGIN	09/28/21	Processed	809.00	USD
165967	10	21050	REM2	FRANK COONEY COMPANY	ELK GROVE VILLAGE	09/28/21	Processed	7,278.00	USD
165968	10	8320	REM2	GLOBAL EQUIPMENT COMPANY	CHICAGO	09/28/21	Processed	2,556.60	USD
165969	10	16155		GOLF TEAM PRODUCTS INC	BEAVERTON	09/28/21	Processed	239.00	USD
165970	10	1237	REM	GOPHER SPORT	MINNEAPOLIS	09/28/21	Processed	9,206.44	USD
165971	10	2580		GRAINGER	ARLINGTON HEIGHTS	09/28/21	Processed	266.24	USD
165972	10	2580	REM	GRAINGER	PALATINE	09/28/21	Processed	7,386.97	USD
165973	10	19376	REM3	GROOT INC	PITTSBURGH	09/28/21	Processed	13,843.22	USD
165974	10	9713	REM	GUSTAVE A. LARSON COMPANY	Chicago	09/28/21	Processed	508.68	USD
165975	10	11713		INEABELLE GUTIERREZ	CARPENTERSVILLE	09/28/21	Processed	112.22	USD
165976	10	20799		HAMPSHIRE NAPA	HAMPSHIRE	09/28/21	Processed	2,994.26	USD
165977	10	16038		DARICE HASTINGS	VOLO	09/28/21	Processed	25.14	USD
165978	10	20878		HELPING HAND CENTER	COUNTRYSIDE	09/28/21	Processed	4,555.46	USD
165979	10	13989	REM	HOBART SERVICES	CAROL STREAM	09/28/21	Processed	370.69	USD
165980	10	6079	REM2	THE HOME DEPOT PRO	CHICAGO	09/28/21	Processed	1,228.20	USD
165981	10	6079	REM4	HOME DEPOT CREDIT SERVICES	LOUISVILLE	09/28/21	Processed	149.00	USD
165982	10	19485	REM2	HOMEPRO VACUUM	WEST JORDAN	09/28/21	Processed	2,118.90	USD
165983	10	9469		HOUCHEN BINDERY LTD	UTICA	09/28/21	Processed	953.25	USD
165984	10	8197		HUNTLEY COMM SCHOOL DIST 1	ALGONQUIN	09/28/21	Processed	240.00	USD
165985	10	20040	REM2	IDESIGN USA CORP	BUFFALO	09/28/21	Processed	373.32	USD
165986	10	2999	REM2	ILLINOIS MUSIC EDUCATION A	PALOS HEIGHTS	09/28/21	Processed	300.00	USD
165987	10	4602		ILLINOIS PRINCIPALS ASSOCI	SPRINGFIELD	09/28/21	Processed	23,026.00	USD
165988	10	10751	REM3	ILLINOIS TOLLWAY	CHICAGO	09/28/21	Processed	0.00	USD
165989	10	16715	REM2	IMPACT APPLICATIONS INC	CHICAGO	09/28/21	Processed	120.00	USD
165990	10	18150		INDEPENDENT LIVING AIDS LL	BUFFALO	09/28/21	Processed	41.35	USD
165991	10	7422	REM	Integrity Environmental Sr	NAPERVILLE	09/28/21	Processed	510.00	USD
165992	10	18714	REM2	INTERSTATE ROOF SYSTEMS CO	NEW BERLIN	09/28/21	Processed	15,450.00	USD
165993	10	10904	REM1	JOHNSON CONTROLS	DALLAS	09/28/21	Processed	5,321.75	USD
165994	10	19104		JANE JOYCE	HAMPSHIRE	09/28/21	Processed	45.92	USD
165995	10	1184	REM3	JW PEPPER & SON INC	PHILADELPHIA	09/28/21	Processed	531.99	USD
165996	10	3552	REM2	KAPLAN EARLY LEARNING CO	CHARLOTTE	09/28/21	Processed	2,946.67	USD
165997	10	9816	REM2	KINSEY	GLEN ELLYN	09/28/21	Processed	5,480.00	USD
165998	10	15351	REM1	KRANZ Div IMPERIAL DADE	NEW YORK	09/28/21	Processed	314.93	USD
165999	10	1504		LAKESHORE LEARNING MATERIA	CARSON	09/28/21	Processed	7,110.94	USD
166000	10	13516	REM2	LEARNING A-Z	CHICAGO	09/28/21	Processed	4,560.00	USD
166001	10	18851	REM1	LEGAT ARCHITECTS	GURNEE	09/28/21	Processed	17,981.44	USD
166002	10	16792		LIFT WORKS INC	ST CHARLES	09/28/21	Processed	1,720.00	USD
166003	10	11613	REM5	NAPERVILLE PSYCHIATRIC VEN	CHICAGO	09/28/21	Processed	302.40	USD
166004	10	12517		LUCKY LOCATORS INC	ALGONQUIN	09/28/21	Processed	712.50	USD
166005	10	11596		AMY LUTES	HAMPSHIRE	09/28/21	Processed	21.28	USD
166006	10	13173		TRACI MAGSAMEN	WEST DUNDEE	09/28/21	Processed	40.88	USD

Cash Payment Register

AP265 Date 09/22/21
Time 10:40

Pay Group D300 Community School District 300 USD
Post Company 10 Educational Fund USD
Cash Payment Register for thru 12/31/20

Page 4

Current Report Account Currency

Cash Code HBAP Harris Bank Accounts Payable Currency USD
Payment Code MHC

Payment Number	Co	Vendor Number	Remit To	Name	City	Payment Date	Status	Payment Amount	Curr
166007	10	1743	REM	MAHONEY ENVIRONMENTAL	CHICAGO	09/28/21	Processed	1,871.00	USD
166008	10	21083	REM	MANSFIELD OIL CO	DALLAS	09/28/21	Processed	90,628.74	USD
166009	10	21294	REM	MASS INSIGHT EDUCATION	STONEHAM	09/28/21	Processed	1,075.00	USD
166010	10	20480	REM	SHANNON TAMPA	ALGONQUIN	09/28/21	Processed	1,920.00	USD
166011	10	529		MID VALLEY GLASS AND SERVI	EAST DUNDEE	09/28/21	Processed	3,500.00	USD
166012	10	12963	REM6	MIDAMERICA/ENVOY	LAKELAND	09/28/21	Processed	8,677.00	USD
166013	10	741	REM	MIDLAND PAPER	CHICAGO	09/28/21	Processed	4,001.40	USD
166014	10	11777	REM3	MOBILE MINI	DALLAS	09/28/21	Processed	141.12	USD
166015	10	10095	REM2	MONOPRICE, INC	LOS ANGELES	09/28/21	Processed	399.84	USD
166016	10	21009		AUDREY RAMIREZ-MORENO	ALGONQUIN	09/28/21	Processed	32.81	USD
166017	10	10471	REM1	MPS-MACMILLAN HOLDINGS LLC	PALATINE	09/28/21	Processed	5,703.94	USD
166018	10	9906	REM4	MUSIC AND ARTS	FREDERICK	09/28/21	Processed	581.78	USD
166019	10	18154		DEBRA McCLOYN	LAKE IN THE HILLS	09/28/21	Processed	46.87	USD
166020	10	59320		NASCO	FORT ATKINSON	09/28/21	Processed	178.10	USD
166021	10	8576	REM3	NCTM REGISTRATION SERVICES	DALLAS	09/28/21	Processed	199.00	USD
166022	10	9654	REM2	NATIONAL RESTAURANT	CHICAGO	09/28/21	Processed	2,460.00	USD
166023	10	61930	REM2	NICOR GAS	CAROL STREAM	09/28/21	Processed	40.91	USD
166024	10	17363		MARIA NIEVES	HAMPSHIRE	09/28/21	Processed	50.40	USD
166025	10	21292		JENNIFER NOLAN	WEST DUNDEE	09/28/21	Processed	128.04	USD
166026	10	14224		NORTH AMERICAN CORP	GLENVIEW	09/28/21	Processed	2,089.41	USD
166027	10	62680	REM	NORTHWEST SUBURBAN SPECIAL	CHICAGO	09/28/21	Processed	251.15	USD
166028	10	2701		OAK FIRE & SECURITY SYSTEM	HOMER GLEN	09/28/21	Processed	1,555.00	USD
166029	10	21353		MARCIE OHM	HAMPSHIRE	09/28/21	Processed	140.30	USD
166030	10	63671	REM3	ORIENTAL TRADING CO, INC	DES MOINES	09/28/21	Processed	377.88	USD
166031	10	2258		PARENTS AS TEACHERS	ST LOUIS	09/28/21	Processed	3,133.34	USD
166032	10	11755		PASCO SCIENTIFIC	ROSEVILLE	09/28/21	Processed	99.50	USD
166033	10	15987		PAULY'S CUSTOM APPAREL COM	CRYSTAL LAKE	09/28/21	Processed	1,536.25	USD
166034	10	9325	REM5	NCS PEARSON, INC	CHICAGO	09/28/21	Processed	1,641.32	USD
166035	10	4157		PENTEGRA SYSTEMS	ADDISON	09/28/21	Processed	1,122.50	USD
166036	10	65470	REM	PETERSEN FUELS INC.	HAMPSHIRE	09/28/21	Processed	107.27	USD
166037	10	19181	REM1	POWERSCHOOL GROUP LLC	SAN FRANCISCO	09/28/21	Processed	1,575.00	USD
166038	10	3588		PRAIRIE RIDGE HIGH SCHOOL	CRYSTAL LAKE	09/28/21	Processed	4,400.00	USD
166039	10	7326	REM3	QUINLAN & FABISH MUSIC CO	BURR RIDGE	09/28/21	Processed	148.50	USD
166040	10	39700		RALPH HELM INC	ELGIN	09/28/21	Processed	787.65	USD
166041	10	2647	REM	RANDALL OAKS GOLF CLUB	DUNDEE	09/28/21	Processed	380.00	USD
166042	10	2647	REM2	RANDALL OAKS PARK &	WEST DUNDEE	09/28/21	Processed	535.00	USD
166043	10	7901	REM	RAYNER RIN - SCOTT INC	SUMMIT	09/28/21	Processed	12,090.18	USD
166044	10	6378	REM1	REALLY GOOD STUFF	CHICAGO	09/28/21	Processed	1,288.95	USD
166045	10	13155	REM2	REINDERS, INC	MILWAUKEE	09/28/21	Processed	626.89	USD
166046	10	4574	REM2	REPROGRAPHICS	CRYSTAL LAKE	09/28/21	Processed	268.50	USD
166047	10	6362		RIO GRANDE	ALBUQUERQUE	09/28/21	Processed	76.50	USD
166048	10	19054		CINDY SALGADO	PINGREE GROVE	09/28/21	Processed	68.26	USD
166049	10	10289	REM2	SAWSTOP LLC	TUALATIN	09/28/21	Processed	46.00	USD
166050	10	723	REM1	SCHOLASTIC BOOK CLUBS	CINCINNATI	09/28/21	Processed	33.50	USD
166051	10	6474	REM6	SCHOLASTIC INC	CINCINNATI	09/28/21	Processed	2,899.48	USD
166052	10	6816	REM1	SCHOLASTIC INC	CINCINNATI	09/28/21	Processed	261.16	USD
166053	10	4234	REM	SCHOOL HEALTH CORP	CHICAGO	09/28/21	Processed	1,115.38	USD
166054	10	21002	REM1	SCHOOL SPECIALTY LLC	PHILADELPHIA	09/28/21	Processed	36,790.90	USD

Cash Payment Register

AP265 Date 09/22/21
Time 10:40

Pay Group D300 Community School District 300 USD
Post Company 10 Educational Fund USD
Cash Payment Register for thru 12/31/20

Current Report Account Currency

Cash Code HBAP Harris Bank Accounts Payable Currency USD
Payment Code MHC

Payment Number	Co	Vendor Number	Remit To	Name	City	Payment Date	Status	Payment Amount	Curr
166055	10	15679		ROBERT SEWARD	LAKE IN THE HILLS	09/28/21	Processed	210.94	USD
166056	10	498		SHERWIN WILLIAMS	CARPENTERSVILLE	09/28/21	Processed	106.10	USD
166057	10	13013		VINCE SIFUENTES JR	CARPENTERSVILLE	09/28/21	Processed	138.58	USD
166058	10	76180	REM	SNAP-ON INDUSTRIAL	CHICAGO	09/28/21	Processed	888.15	USD
166059	10	19927		SOUTHEASTERN EQUIPMENT AND	WEST COLUMBIA	09/28/21	Processed	581.86	USD
166060	10	16891	REM2	SPECIAL EDUCATION SERVICES	CHICAGO	09/28/21	Processed	1,626.72	USD
166061	10	6033		STANDARD INDUSTRIAL & AUTO	HANOVER PARK	09/28/21	Processed	630.00	USD
166062	10	14188	REM3	STAPLES ADVANTAGE	DALLAS	09/28/21	Processed	436.60	USD
166063	10	14242	REM2	STATE INDUSTRIAL PRODUCTS	BOSTON	09/28/21	Processed	2,476.96	USD
166064	10	4599	REM7	OFFICE OF THE STATE FIRE M	SPRINGFIELD	09/28/21	Processed	560.00	USD
166065	10	78395	REM	STEINER ELECTRIC CO.	CHICAGO	09/28/21	Processed	344.79	USD
166066	10	19856	REM	STENSTROM PETROLEUM SRVCS	ROCKFORD	09/28/21	Processed	861.21	USD
166067	10	20856	REM2	SUNBELT RENTALS, INC	ATLANTA	09/28/21	Processed	6,103.12	USD
166068	10	12344	REM	SYSCO FOOD SERVICE OF CHIC	DES PLAINES	09/28/21	Processed	533.80	USD
166069	10	15913		THE EDGE SPORTS APPAREL	HUNTLEY	09/28/21	Processed	2,688.00	USD
166070	10	18998	REM	THE HORTON GROUP INC	CHICAGO	09/28/21	Processed	7,000.00	USD
166071	10	17068		THE RESPONSIVE MAILROOM IN	ELGIN	09/28/21	Processed	76.00	USD
166072	10	21354		KENT THOMPSON	ALGONQUIN	09/28/21	Processed	309.60	USD
166073	10	6380	REM5	TIME FOR KIDS	TAMPA	09/28/21	Processed	326.70	USD
166074	10	12213		TROPHIES BY GEORGE	BARTLETT	09/28/21	Processed	238.75	USD
166075	10	11468	REM	ULINE	CHICAGO	09/28/21	Processed	1,723.20	USD
166076	10	9374		UNIVERSAL MARKETING, LLC	ELGIN	09/28/21	Processed	837.50	USD
166077	10	20331		US PIGMENT CORPORATION	SOUTH ELGIN	09/28/21	Processed	1,070.00	USD
166078	10	1528	REM4	USI INC	WOBURN	09/28/21	Processed	515.42	USD
166079	10	4000	REM2	VILLAGE OF ALGONQUIN WS	CHICAGO	09/28/21	Processed	722.50	USD
166080	10	2469	REM3	VILLAGE OF CARPENTERSVILLE	CARPENTERSVILLE	09/28/21	Processed	23,918.19	USD
166081	10	2469	REM3	VILLAGE OF CARPENTERSVILLE	CARPENTERSVILLE	09/28/21	Processed	5,986.07	USD
166082	10	2469	REM3	VILLAGE OF CARPENTERSVILLE	CARPENTERSVILLE	09/28/21	Processed	250.00	USD
166083	10	10717	REM2	VILLAGE OF GILBERTS	GILBERTS	09/28/21	Processed	341.00	USD
166084	10	38500	REM	VILLAGE OF HAMPSHIRE	HAMPSHIRE	09/28/21	Processed	11,426.04	USD
166085	10	75970	REM1	VILLAGE OF SLEEPY HOLLOW	SLEEPY HOLLOW	09/28/21	Processed	272.81	USD
166086	10	87220	REM3	VILLAGE OF WEST DUNDEE	WEST DUNDEE	09/28/21	Processed	1,185.37	USD
166087	10	4395	REM3	VISION SERVICE PLAN	LOS ANGELES	09/28/21	Processed	27,407.28	USD
166088	10	10725	REM	WAKOH WEAR	GENOA	09/28/21	Processed	319.00	USD
166089	10	86470	REM1	VWR INTL aka Wards Natural	PITTSBURGH	09/28/21	Processed	1,140.28	USD
166090	10	19045	REM2	THOMSON REUTERS - WEST	CORALVILLE	09/28/21	Processed	876.38	USD
166091	10	3029		WEST MUSIC COMPANY	CORALVILLE	09/28/21	Processed	121.65	USD
166092	10	7040		WEST SIDE ELECTRIC SUPPLY	SOUTH ELGIN	09/28/21	Processed	540.00	USD
166093	10	749		WESTERN PSYCHOLOGICAL SERV	TORRANCE	09/28/21	Processed	892.10	USD
166094	10	18051		JILL ZYER	HAMPSHIRE	09/28/21	Processed	73.00	USD

*** Payment Code MHC Totals

Total Open Payments	184	983,813.31
Total Reconciled Payments		0.00
Total Void Payments		0.00
Total Stale Dated Payments		0
Total Escheated Payments		0

Cash Payment Register

AP265 Date 09/22/21
Time 10:40

Pay Group D300 Community School District 300 USD
Post Company 10 Educational Fund USD
Cash Payment Register for thru 12/31/20

Page 6

Current Report Account Currency

Cash Code HBAP Harris Bank Accounts Payable Currency USD
Payment Code PCD

Payment Number	Co	Vendor Number	Remit To	Name	City	Payment Date	Status	Payment Amount	Curr	
1007	10	9103	REM3	COMCAST	PHILADELPHIA	09/28/21	Processed	7,500.00	USD	
1008	10	9801	REM8	PITNEY BOWES	PITTSBURGH	09/28/21	Processed	122.85	USD	
1009	10	20647		SMITHEREEN COMPANY	NILES	09/28/21	Processed	901.00	USD	
*** Payment Code PCD Totals										
Total Open Payments								3	8,523.85	
Total Reconciled Payments									0.00	
Total Void Payments									0.00	
Total Stale Dated Payments									0	
Total Escheated Payments									0	

Cash Payment Register

AP265 Date 09/22/21
Time 10:40

Pay Group D300 Community School District 300 USD
Post Company 10 Educational Fund USD
Cash Payment Register for thru 12/31/20

Current Report Account Currency

Cash Code HBAP Harris Bank Accounts Payable Currency USD
Payment Code WIR

Payment Number	Co	Vendor Number	Remit To	Name	City	Payment Date	Status	Payment Amount	Curr
3080	10	20428		CSG FORTE PAYMENTS INC	ALLEN	09/28/21	Processed	6,279.27	USD
3081	10	2747		HORACE MANN INSURANCE COMP	SPRINGFIELD	09/28/21	Processed	1,392.00	USD
3082	10	1111		LAMP INC	ELGIN	09/28/21	Processed	141,871.00	USD
3083	10	1111		LAMP INC	ELGIN	09/28/21	Processed	14,840.00	USD

*** Payment Code WIR Totals

Total Open Payments	4	164,382.27
Total Reconciled Payments		0.00
Total Void Payments		0.00
Total Stale Dated Payments		0
Total Escheated Payments		0

*** Cash Code HBAP Totals

Total Open Payments	203	5,063,818.70
Total Reconciled Payments		0.00
Total Void Payments		0.00
Total Stale Dated Payments		0
Total Escheated Payments		0

*** Pay Group D300 USD Totals

Total Open Payments	203	5,063,818.70
Total Reconciled Payments		0.00
Total Void Payments		0.00
Total Stale Dated Payments		0
Total Escheated Payments		0

Cash Payment Register

AP265 Date: 09/21/21
Time: 10:19

JOB SUBMISSION PARAMETERS

User Name: D300\laura.kelly
Job Name: AP265
Step Nbr: 1

Pay Group: D300
Company:
Process Level:

Community School District 300

Cash Code:
or Cash Code Group:
or Cash Code List:

Payment Dates: -

Report Option: C
Document Currency: A
Payment Code:
Format Option: S

Current
Account Currency
Standard

Cash Payment Register

AP265 Date 09/21/21
Time 10:19

Pay Group D300 Community School District 300 USD
Post Company 10 Educational Fund USD
Cash Payment Register for thru 12/31/20

Page 1

Current Report Account Currency

Cash Code HBAP Harris Bank Accounts Payable Currency USD
Payment Code MHC

Payment Number	Co	Vendor Number	Remit To	Name	City	Payment Date	Status	Payment Amount	Curr
165847	10	21313		SAM NATROP	CRYSTAL LAKE	09/21/21	Processed	59.00	USD
165848	10	16093		DAVID C ACCARDI	LAKE IN THE HILLS	09/21/21	Processed	59.00	USD
165849	10	13405		DONALD ACCIAVATTI	GLEN ELLYN	09/21/21	Processed	219.00	USD
165850	10	21342		HUGO ARANDA	ELGIN	09/21/21	Processed	130.00	USD
165851	10	8788		DONALD BECKER	ELIGN	09/21/21	Processed	130.00	USD
165852	10	17002		BOSLEY THOMAS J	ROCKFORD	09/21/21	Processed	219.00	USD
165853	10	10953		FRED C BRACH SR	ELGIN	09/21/21	Processed	65.00	USD
165854	10	11050		DAVID BUTTS	CARY	09/21/21	Processed	59.00	USD
165855	10	20479		MARK COLLIER	CARY	09/21/21	Processed	65.00	USD
165856	10	19890		THOMAS CORTESE	CHERRY VALLEY	09/21/21	Processed	136.00	USD
165857	10	17650		MIGUEL DE LA ROSA JR	SKOKIE	09/21/21	Processed	102.00	USD
165858	10	16359		THOMAS J DEVENS	HAMPSHIRE	09/21/21	Processed	59.00	USD
165859	10	16925		LORENZO DOMINGUEZ	ELGIN	09/21/21	Processed	65.00	USD
165860	10	15108		EDWARD DURRENBERGER	EAST DUNDEE	09/21/21	Processed	65.00	USD
165861	10	19889		GREG EFFLER	ROCKFORD	09/21/21	Processed	59.00	USD
165862	10	8834		WILLIAM EVINK	MACHESNEY PARK	09/21/21	Processed	457.00	USD
165863	10	16513		FINSTEIN MARK D	ELGIN	09/21/21	Processed	59.00	USD
165864	10	21351		RICARDO GASCA	ELGIN	09/21/21	Processed	65.00	USD
165865	10	15735		SHELLEY A GRAY	ISLAND LAKE	09/21/21	Processed	120.00	USD
165866	10	14358		JOHN GUILD	LAKE ZURICH	09/21/21	Processed	65.00	USD
165867	10	8763		JOEY HAGER	ROUND LAKE BEACH	09/21/21	Processed	120.00	USD
165868	10	8856		ROBERT J HANSEN	CRYSTAL LAKE	09/21/21	Processed	65.00	USD
165869	10	21334		TIMOTHY D HEISER	SUGAR GROVE	09/21/21	Processed	59.00	USD
165870	10	15010		TIMOTHY HILLEBRAND	BUFFALO GROVE	09/21/21	Processed	59.00	USD
165871	10	21339		PETER HUTZ	CRYSTAL LAKE	09/21/21	Processed	102.00	USD
165872	10	11057		TIM JACKSON	WAUCONDA	09/21/21	Processed	130.00	USD
165873	10	14021		LARRY JOHNSON	ALGONQUIN	09/21/21	Processed	195.00	USD
165874	10	15268		JARED KILMER	FOX RIVER GROVE	09/21/21	Processed	59.00	USD
165875	10	8886		DENNIS KNEIP	HAMPSHIRE	09/21/21	Processed	65.00	USD
165876	10	13568		MICHAEL KOTIW	MCHENRY	09/21/21	Processed	130.00	USD
165877	10	9067		MARK LEI	DURAND	09/21/21	Processed	77.00	USD
165878	10	8899		GREG LEOMBRUNI	WINNEBAGO	09/21/21	Processed	59.00	USD
165879	10	20447		ANDRE MANAOIS	ALGONQUIN	09/21/21	Processed	59.00	USD
165880	10	12384		MIKE MARTIN	STREAMWOOD	09/21/21	Processed	59.00	USD
165881	10	8923		WILLIAM MCINTEE	RICHMOND	09/21/21	Processed	219.00	USD
165882	10	13677		TOM MILLER	AURORA	09/21/21	Processed	65.00	USD
165883	10	20232		DIMITRIOS PANAGIOTIDIS	DES PLAINES	09/21/21	Processed	65.00	USD
165884	10	10237		JOSHUA PERRY	BARRINGTON	09/21/21	Processed	130.00	USD
165885	10	14782		BOB POPE	KINGSTON	09/21/21	Processed	65.00	USD
165886	10	21330		LAKASZ PRUS	CRYSTAL LAKE	09/21/21	Processed	122.00	USD
165887	10	20454		LEGARRETT REED	ROCKFORD	09/21/21	Processed	77.00	USD
165888	10	13960		FRANK WAYNE REES	CRYSTAL LAKE	09/21/21	Processed	65.00	USD
165889	10	16287		HERB RIVERS	EVANSTON	09/21/21	Processed	65.00	USD
165890	10	12099		MYCHAJILO OREST SANDULAK	ELGIN	09/21/21	Processed	219.00	USD
165891	10	21209		DUSTIN SARDELLI	WOODSTOCK	09/21/21	Processed	130.00	USD
165892	10	10510		JAMES A SCHEVERS	CRYSTAL LAKE	09/21/21	Processed	195.00	USD
165893	10	10385		JAMES L SCHINDLER	ALGONQUIN	09/21/21	Processed	65.00	USD
165894	10	13367		MIKE SCHMICKLEY	ALGONQUIN	09/21/21	Processed	65.00	USD

Cash Payment Register

AP265 Date 09/21/21
Time 10:19

Pay Group D300 Community School District 300 USD
Post Company 10 Educational Fund USD
Cash Payment Register for thru 12/31/20

Page 2

Current Report Account Currency

Cash Code HBAP Harris Bank Accounts Payable Currency USD
Payment Code MHC

Payment Number	Co	Vendor Number	Remit To	Name	City	Payment Date	Status	Payment Amount	Curr
165895	10	8957		PAUL SCHULTZ	CRYSTAL LAKE	09/21/21	Processed	59.00	USD
165896	10	15065		ROBERT J SHEA	ALGONQUIN	09/21/21	Processed	65.00	USD
165897	10	21340		PHIL SIRAGUSA	SYCAMORE	09/21/21	Processed	65.00	USD
165898	10	13430	REM	RAY SLOVER	ELGIN	09/21/21	Processed	321.00	USD
165899	10	6693		SCOTT SOBESKI	AURORA	09/21/21	Processed	65.00	USD
165900	10	13223		DAVID M SOLLER	ELGIN	09/21/21	Processed	219.00	USD
165901	10	18774		CYNTHIA J SWANSON	LAKE IN THE HILLS	09/21/21	Processed	219.00	USD
165902	10	14029		RICK SYMONDS	BELVIDERE	09/21/21	Processed	59.00	USD
165903	10	14429		THINNES ROGER	FREEPORT	09/21/21	Processed	219.00	USD
165904	10	15743		JAMES M VENTRONE	PORT BARRINGTON	09/21/21	Processed	195.00	USD
165905	10	12101		RICH VRBA	SLEEPY HOLLOW	09/21/21	Processed	102.00	USD
165906	10	18870		ALAN VU	ROUND LAKE	09/21/21	Processed	102.00	USD
165907	10	16324		KENNETH E WARD JR	WEST DUNDEE	09/21/21	Processed	59.00	USD
165908	10	12277		KIRK WINKLER	FREEPORT	09/21/21	Processed	59.00	USD
165909	10	15158		MATTHEW WOGAMAN	ROCKTON	09/21/21	Processed	65.00	USD

*** Payment Code MHC Totals
 Total Open Payments 63 6,915.00
 Total Reconciled Payments 0.00
 Total Void Payments 0.00
 Total Stale Dated Payments 0
 Total Escheated Payments 0

*** Cash Code HBAP Totals
 Total Open Payments 63 6,915.00
 Total Reconciled Payments 0.00
 Total Void Payments 0.00
 Total Stale Dated Payments 0
 Total Escheated Payments 0

*** Pay Group D300 USD Totals
 Total Open Payments 63 6,915.00
 Total Reconciled Payments 0.00
 Total Void Payments 0.00
 Total Stale Dated Payments 0
 Total Escheated Payments 0

Cash Payment Register

AP265 Date: 09/16/21
Time: 14:15

JOB SUBMISSION PARAMETERS

User Name: D300\karen.patek
Job Name: AP265
Step Nbr: 1

Pay Group: D300
Company:
Process Level:

Community School District 300

Cash Code:
or Cash Code Group:
or Cash Code List:

Payment Dates: -

Report Option: C
Document Currency: A
Payment Code:
Format Option: S

Current
Account Currency
Standard

Cash Payment Register

AP265 Date 09/16/21
Time 14:15

Pay Group D300 Community School District 300 USD
Post Company 10 Educational Fund USD
Cash Payment Register for thru 12/31/20

Page 1

Current Report Account Currency

Cash Code HBAP Harris Bank Accounts Payable Currency USD
Payment Code MHC

Payment Number	Co	Vendor Number	Remit To	Name	City	Payment Date	Status	Payment Amount	Curr
165846	10	2469	REM3	VILLAGE OF CARPENTERSVILLE	CARPENTERSVILLE	09/16/21	Processed	8,838.96	USD

*** Payment Code MHC Totals

Total Open Payments	1	8,838.96
Total Reconciled Payments		0.00
Total Void Payments		0.00
Total Stale Dated Payments		0
Total Escheated Payments		0

*** Cash Code HBAP Totals

Total Open Payments	1	8,838.96
Total Reconciled Payments		0.00
Total Void Payments		0.00
Total Stale Dated Payments		0
Total Escheated Payments		0

*** Pay Group D300 USD Totals

Total Open Payments	1	8,838.96
Total Reconciled Payments		0.00
Total Void Payments		0.00
Total Stale Dated Payments		0
Total Escheated Payments		0

**Community Unit School District 300 Monthly
Fixed Asset Disposals
09/01/2021**

Date Submitted	Location	Type	Manufacturer / Publisher	Model/Title	Serial #	Tag	Reason for Disposal	Method of Disposal
8/3/2021	ADMIN	20FVS1NA00	Lenovo	L460	PF0QF1PL	T54483	Obsolete	Tech Recycle
8/3/2021	ADMIN	40A1	Lenovo	Pro Dock	M2B0C1PH	N/A	Obsolete	Tech Recycle
8/3/2021	ADMIN	20FVS1NA00	Lenovo	L460	PF0JCNKP	T54172	Obsolete	Tech Recycle
8/3/2021	ADMIN	20ASS10Q00	Lenovo	L440	R901ZB3C	T018982	Obsolete	Tech Recycle
8/3/2021	ADMIN	20FVS1NA00	Lenovo	L460	PF0JCNLV	T54167	Obsolete	Tech Recycle
8/3/2021	ADMIN	20FVS1NA00	Lenovo	L460	PF0JCM5M	T54168	Obsolete	Tech Recycle
8/3/2021	ADMIN	20FVS1NA00	Lenovo	L460	PF0JCM62	T54170	Obsolete	Tech Recycle
8/3/2021	ADMIN	20FVS1NA00	Lenovo	L460	PF0JCNLB	T54171	Obsolete	Tech Recycle
8/3/2021	ADMIN	20FVS1NA00	Lenovo	L460	PF0JEBLU	T54283	Obsolete	Tech Recycle
8/3/2021	ADMIN	20J5S1UD00	Lenovo	L470	PF10MRFK	T64396	Obsolete	Tech Recycle
8/3/2021	ADMIN	20FN002JUS	Lenovo	T460	PCOHNQYX	T54581	Obsolete	Tech Recycle
8/3/2021	ADMIN	20FVS1NA00	Lenovo	L460	PF0JDRGR	T54243	Obsolete	Tech Recycle
8/3/2021	ADMIN	20FVS1NA00	Lenovo	L460	PF0JDRFE	T54296	Obsolete	Tech Recycle
8/3/2021	ADMIN	20ASS10Q00	Lenovo	L440	R90388AP	T30998	Obsolete	Tech Recycle
8/3/2021	ADMIN	20J5S1UD00	Lenovo	L470	PF10PYVR	T63379	Obsolete	Tech Recycle
8/3/2021	ADMIN	20FVS1NA00	Lenovo	L460	PF0MGRS0	T55009	Obsolete	Tech Recycle
8/3/2021	ADMIN	40A1	Lenovo	Pro Dock	M3002X87	N/A	Obsolete	Tech Recycle
8/3/2021	ADMIN	Keyboard	Microsoft	Microsoft Wireless Keyboard 800	6.39911E+12	N/A	Obsolete	Tech Recycle
8/3/2021	ADMIN	Keyboard	Dell	SK8135	CN0DJ425716166BS02KC	N/A	Obsolete	Tech Recycle
8/3/2021	ADMIN	Monitor Stand	Dell	Monitor Stand	CN0PW3957390114T2220A01	N/A	Obsolete	Tech Recycle
8/3/2021	ADMIN	Box of various power cords	Many	--	--	N/A	Obsolete	Tech Recycle
8/3/2021	ADMIN	Keyboard	Dell	Dell Keyboard	CN0RH6597357194U0BGX	N/A	Obsolete	Tech Recycle
8/3/2021	ADMIN	Keyboard	Dell	Dell Keyboard	CN0DJ425716168411VP4	N/A	Obsolete	Tech Recycle
8/3/2021	ADMIN	Keyboard	Dell	Dell Keyboard	CN0N62507161663J0IAY	N/A	Obsolete	Tech Recycle
8/3/2021	ADMIN	Keyboard	Dell	Dell Keyboard	CN0N62507161663J0L2N	N/A	Obsolete	Tech Recycle
8/3/2021	ADMIN	Keyboard	Dell	Dell Keyboard	CN06W6107161648R1613	N/A	Obsolete	Tech Recycle
8/3/2021	ADMIN	Keyboard	Dell	Dell Keyboard	CN0DJ4257161673H07JK	N/A	Obsolete	Tech Recycle
8/3/2021	ADMIN	Keyboard	Dell	Dell Keyboard	CN0RH6597357108K05N3	N/A	Obsolete	Tech Recycle
8/3/2021	ADMIN	Keyboard	Dell	Dell Keyboard	CN0RH6597357194U0CEZ	N/A	Obsolete	Tech Recycle
8/3/2021	ADMIN	Keyboard	Dell	Dell Keyboard	CN0N242F735718BB0028	N/A	Obsolete	Tech Recycle
8/3/2021	ADMIN	Apple TV	Apple	A1469	C07MM5NTFF54	T30992	Obsolete	Tech Recycle
8/3/2021	ADMIN	Apple TV	Apple	A1427	C1MHM2RDDRHN	T29561	Obsolete	Tech Recycle
8/3/2021	ADMIN	Apple TV	Apple	A1427	C1MHM0YADRHN	T29563	Obsolete	Tech Recycle
8/3/2021	ADMIN	Apple TV	Apple	A1469	DY3MLB7AFF54	T30984	Obsolete	Tech Recycle
8/3/2021	ADMIN	Apple TV	Apple	A1469	DY3MLJWRFF54	T30985	Obsolete	Tech Recycle
8/3/2021	ADMIN	Apple TV	Apple	A1469	C07MMJN8FF54	T30986	Obsolete	Tech Recycle
7/30/21	ADMIN	Cell Phone	Casio	C781	1.138E+11	N/A	Obsolete	Tech Recycle
7/30/21	ADMIN	Cell Phone	Casio	C781	1.138E+11	N/A	Obsolete	Tech Recycle
8/23/21	ADMIN	IP Phone	Mitel	5224	AVAE4509	N/A	Obsolete	Tech Recycle
8/23/21	ADMIN	IP Phone	Mitel	5224	AVAE7829	N/A	Obsolete	Tech Recycle
8/24/21	ADMIN	IP Phone	Mitel	5212	AVAFJ4885	N/A	Obsolete	Tech Recycle
8/25/21	ADMIN	Cell Phone	Apple	A1688	3.55416E+14	T55098	Obsolete	Tech Recycle
8/25/21	ADMIN	Cell Phone	Samsung	SM-G950U	3.59031E+14	T67061	Obsolete	Tech Recycle
9/1/21	ADMIN	Cell Phone	Samsung	SM-G930V	3.59764E+14	T55377	Obsolete	Tech Recycle
9/1/21	ADMIN	Cell Phone	Kyocera	E6910	N/A	T67093	Obsolete	Tech Recycle
9/1/21	ADMIN	Cell Phone	Kyocera	E6910	N/A	N/A	Obsolete	Tech Recycle
8/2/2021	DCHS	Projector	NEC	NP-M333XS	6100013RA	T39630	Obsolete	Tech Recycle

8/20/2021	DCHS	Laptop	Lenovo	L460	PF0HAGRB	T54504	Obsolete	Tech Recycle
8/20/2021	DCHS	Laptop	Lenovo	L460	PF0HAGQK	T54499	Obsolete	Tech Recycle
8/20/2021	DCHS	Laptop	Lenovo	L460	PF0NM5RJ	T54397	Obsolete	Tech Recycle
8/3/2021	JHS	20FVS1NA00	Lenovo	L460	PF0NCG26	T54524	Obsolete	Tech Recycle
8/3/2021	JHS	20J5S1UD00	Lenovo	L470	PF10NLCR	T64612	Obsolete	Tech Recycle
8/3/2021	JHS	Desktop	Lenovo	Lenovo M700 desktop	1S10GSS1NG00MJ045ZE2	T54214	Obsolete	Tech Recycle
8/3/2021	JHS	Desktop	Lenovo	Lenovo M700 desktop	1S10GSS1NG00MJ045ZEA	T54210	Obsolete	Tech Recycle
8/3/2021	JHS	Desktop	Lenovo	Lenovo M700 desktop	1S10GSS1NG00MJ045ZE6	T54220	Obsolete	Tech Recycle
8/3/2021	JHS	Desktop	Lenovo	Lenovo M700 desktop	1S10GSS1NG00MJ045ZDY	T54219	Obsolete	Tech Recycle
8/3/2021	JHS	Desktop	Lenovo	Lenovo M700 desktop	1S10GSS1NG00MJ045ZE8	T54218	Obsolete	Tech Recycle
8/3/2021	JHS	Desktop	Lenovo	Lenovo M700 desktop	1S10GSS1NG00MJ046SR1	T54208	Obsolete	Tech Recycle
8/3/2021	JHS	Laptop	Lenovo	Lenovo L450 laptop	1s20DSS0J600PF0A0B00P	T36836	Obsolete	Tech Recycle
8/3/2021	JHS	Laptop	Lenovo	Lenovo L450 laptop	1s20DSS0J600PF0A6VXQ	T012249	Obsolete	Tech Recycle
8/3/2021	JHS	Laptop	Lenovo	Lenovo L450 laptop	1s20DSS0J600PF0AAT6D	T36658	Obsolete	Tech Recycle
8/3/2021	JHS	Laptop	Lenovo	Lenovo L450 laptop	1s20DSS0J600PF0A5Q4T	T34626	Obsolete	Tech Recycle
8/3/2021	JHS	Laptop	Lenovo	Lenovo L450 laptop	1s20DSS0J600PF0A5RB3	T012263	Obsolete	Tech Recycle
8/3/2021	JHS	Laptop	Lenovo	Lenovo L450 laptop	1s20DSS0J600PF0A8ZCH	T36167	Obsolete	Tech Recycle
8/3/2021	JHS	Laptop	Lenovo	Lenovo L450 laptop	1s20DSS0J600PF0A6ZXQ	T34701	Obsolete	Tech Recycle
8/3/2021	JHS	Laptop	Lenovo	Lenovo L450 laptop	1s20DSS0J600PF0A6VWA	T34279	Obsolete	Tech Recycle
8/3/2021	JHS	Laptop	Lenovo	Lenovo L460 laptop	1s20FVS1NA00PF0HAGTE	T54503	Obsolete	Tech Recycle
8/3/2021	JHS	Laptop	Lenovo	Lenovo L460 laptop	1s20FVS1NA00PF0JEBKV	T54322	Obsolete	Tech Recycle
8/3/2021	JHS	Laptop	Lenovo	Lenovo L460 laptop	1s20FVS1NA00PF0JDR36	T54286	Obsolete	Tech Recycle
8/3/2021	JHS	Laptop	Lenovo	Lenovo L460 laptop	1s20DSS0J600PF0A7PJG	T35063	Obsolete	Tech Recycle
8/3/2021	JHS	Laptop	Lenovo	Lenovo L460 laptop	1s20FVS1NA00PF0JDREE	T54245	Obsolete	Tech Recycle
8/3/2021	JHS	Laptop	Lenovo	Lenovo L460 laptop	1s20FVS1NA00PF0NKYPQ	T54539	Obsolete	Tech Recycle
8/3/2021	JHS	Laptop	Lenovo	Lenovo L460 laptop	1s20FVS1NA00PF0NKYQU	T54538	Obsolete	Tech Recycle
8/3/2021	JHS	Laptop	Lenovo	Lenovo L460 laptop	1s20FVS1NA00PF0NKYPH	T54547	Obsolete	Tech Recycle
8/3/2021	JHS	Laptop	Lenovo	Lenovo L460 laptop	1s20FVS1NA00PF0NKYPX	T54553	Obsolete	Tech Recycle
8/3/2021	JHS	Laptop	Lenovo	Lenovo L460 laptop	1s20FVS1NA00PF0JEB0L	T54233	Obsolete	Tech Recycle
8/3/2021	JHS	Laptop	Lenovo	Lenovo L460 laptop	1s20FVS1NA00PF0NKYPL	T54549	Obsolete	Tech Recycle
8/3/2021	JHS	Laptop	Lenovo	Lenovo L460 laptop	1s20FVS1NA00PF0M76UG	T54348	Obsolete	Tech Recycle
8/3/2021	JHS	Laptop	Lenovo	Lenovo L460 laptop	1s20FVS1NA00PF0JEBJV	T54320	Obsolete	Tech Recycle
8/3/2021	JHS	Laptop	Lenovo	Lenovo L460 laptop	1s20FVS1NA00PF0NKYQD	T54543	Obsolete	Tech Recycle
8/3/2021	JHS	Laptop	Lenovo	Lenovo L460 laptop	1s20FVS1NA00PF0QCRQ8	T54713	Obsolete	Tech Recycle
8/3/2021	JHS	Laptop	Lenovo	Lenovo L460 laptop	1s20FVS1NA00PF0MP5SK	T54646	Obsolete	Tech Recycle
8/3/2021	JHS	Laptop	Lenovo	Lenovo L460 laptop	1s20FVS1NA00PF0JDR4Y	T54239	Obsolete	Tech Recycle
8/3/2021	JHS	Laptop	Lenovo	Lenovo L460 laptop	1s20FVS1NA00PF0JEBMR	T54238	Obsolete	Tech Recycle
8/3/2021	JHS	Laptop	Lenovo	Lenovo L460 laptop	1s20FVS1NA00PF0JDR40	T54235	Obsolete	Tech Recycle
8/3/2021	JHS	Laptop	Lenovo	Lenovo L460 laptop	1s20FVS1NA00PF0JDQSZ	T54293	Obsolete	Tech Recycle
8/3/2021	JHS	Laptop	Lenovo	Lenovo L460 laptop	1s20FVS1NA00PF0JDR59	T54241	Obsolete	Tech Recycle
8/3/2021	JHS	Laptop	Lenovo	Lenovo L460 laptop	1s20FVS1NA00PF0JEAYA	T54261	Obsolete	Tech Recycle
8/3/2021	JHS	Laptop	Lenovo	Lenovo L460 laptop	1s20FVS1NA00PF0JEBCN	T54321	Obsolete	Tech Recycle
8/3/2021	JHS	Laptop	Lenovo	Lenovo L460 laptop	1s20FVS1NA00PF0JEB9C	T54292	Obsolete	Tech Recycle
8/3/2021	JHS	Laptop	Lenovo	Lenovo L460 laptop	1s20FVS1NA00PF0JY37P	T54450	Obsolete	Tech Recycle
8/3/2021	JHS	Laptop	Lenovo	Lenovo L460 laptop	1s20FVS1NA00PF0JDQRC	T54282	Obsolete	Tech Recycle
8/3/2021	JHS	Laptop	Lenovo	Lenovo L460 laptop	1s20FVS1NA00PF0HAGR1	T54492	Obsolete	Tech Recycle
8/3/2021	JHS	Laptop	Lenovo	Lenovo L450 laptop	1s20DSS0J600PF0A6ZXZ	T34592	Obsolete	Tech Recycle
8/3/2021	JHS	Laptop	Lenovo	Lenovo L460 laptop	1s20FVS1NA00PF0JEB1A	T54264	Obsolete	Tech Recycle
8/3/2021	JHS	Laptop	Lenovo	Lenovo L460 laptop	1s20FVS1NA00PF0JEAZ1	T54308	Obsolete	Tech Recycle
8/3/2021	JHS	Laptop	Lenovo	Lenovo L460 laptop	1s20FVS1NA00PF0VFNCJ	T61126	Obsolete	Tech Recycle
8/3/2021	JHS	Laptop	Lenovo	Lenovo L460 laptop	1s20FVS1NA00PF0JEBKJ	T54230	Obsolete	Tech Recycle
8/3/2021	JHS	Laptop	Lenovo	Lenovo P50 laptop	1S20EN002HUSPC0BURUW	T53699	Obsolete	Tech Recycle
8/3/2021	JHS	Laptop	Lenovo	Lenovo L450 laptop	1s20DSS0J600PF0A7S8E	T34989	Obsolete	Tech Recycle
8/3/2021	JHS	Laptop	Lenovo	Lenovo L450 laptop	1s20DSS0J600PF09SCQU	T36312	Obsolete	Tech Recycle
8/3/2021	JHS	Laptop	Lenovo	Lenovo L460 laptop	1s20FVS1NA00PF0HAEPG	T54500	Obsolete	Tech Recycle

8/30/2021	DHES	Two way radio	Kenwood	TK-3200	A8A00377	104961	Broken	Tech Recycle
8/30/2021	DHES	Two way radio	Motorola	CP200	018TNNN874	N/A	Broken	Tech Recycle
8/30/2021	DHES	Two way radio	Motorola	CP200	018THR5644	T018313	Broken	Tech Recycle
8/30/2021	DHES	Two way radio	Motorola	CP200	018TNNH168	T018528	Broken	Tech Recycle
8/30/2021	DHES	Two way radio	Motorola	CP200	018TNES710	N/A	Broken	Tech Recycle
8/30/2021	DHES	Two way radio	Motorola	CP200d	7521QQ2867	N/A	Broken	Tech Recycle
8/30/2021	DHES	Furniture	HON	5' wooden table	N/A	A068828	Broken	Disposal
7/30/2021	DMS	Books	Multiple	(388) Guided Reading Books	Multiple	N/A	Damaged	Recycle
8/10/2021	GDW	Two way radio	Motorola	AAH01QDC9JC2AN	752TUFL323	109010	Broken	Tech Recycle
8/10/2021	GDW	Two way radio	Motorola	AAH01QDC9JC2AN	752TRRR27	N/A	Broken	Tech Recycle
8/10/2021	GDW	Two way radio	Motorola	CP200d	752TTPV079	N/A	Broken	Tech Recycle
8/10/2021	GDW	Two way radio	Kenwood	TK-3160	91006135	N/A	Broken	Tech Recycle
8/10/2021	GDW	Two way radio	Kenwood	TK-3360	B0604991	6228	Broken	Tech Recycle
7/30/2021	GVES	Furniture	HON	5 Drawer File Cabinet	N/A	101978	Damaged	Metal Recycle
8/13/2021	HES	Custodial Equipment	Windsor	Sensor 515 Vacuum	71049700	106701	Broken	Disposal
7/28/2021	HHS	Electronics	Smart Technologies	Student Response Board	99-00772-20-b1	107109	Obsolete	Tech Recycle
7/28/2021	HHS	Electronics	Smart Technologies	Student Response System	99-00772-20-b1	107097	Obsolete	Tech Recycle
7/28/2021	HHS	Electronics	Smart Technologies	Student Response Board	99-00772-20-b1	082091	Obsolete	Tech Recycle
7/28/2021	HHS	Docking Station	Lenovo	5D20A23329	4337M2TG1E5	N/A	Obsolete	Tech Recycle
7/28/2021	HHS	Docking Station	Lenovo	5D20A23329	433MTG1H7	N/A	Obsolete	Tech Recycle
7/29/2021	HMS	Books	Multiple	(20) Guided Reading Titles	Multiple	N/A	Damaged	Recycle
8/16/2021	LES	Two way radio	Motorola	CP200	018T1GW368	T018284	Broken	Tech Recycle
8/16/2021	LES	Two way radio	Motorola	CP200	018T120672	T018295	Broken	Tech Recycle
8/16/2021	LES	Two way radio	Motorola	CP200	018THX5853	N/A	Broken	Tech Recycle
8/14/2021	LES	PPE Furniture	ROE	Plexi Glass Divider	N/A	115788	Broken	Disposal
8/25/2021	LPES	Two way radio	Motorola	CP200	N/A	N/A	Broken	Tech Recycle
8/25/2021	LPES	Two way radio	Motorola	CP200	N/A	N/A	Broken	Tech Recycle
8/25/2021	LPES	Two way radio	Motorola	CP200	N/A	112097	Broken	Tech Recycle
8/25/2021	LPES	Two way radio	Motorola	CP200	N/A	112098	Broken	Tech Recycle
8/25/2021	LPES	Two way radio	Motorola	CP200	N/A	T018423	Broken	Tech Recycle
8/25/2021	LPES	Two way radio	Motorola	CP200	N/A	104583	Broken	Tech Recycle
8/10/2021	LWS	Musical Instrument	Yamaha	CLP-840	21514	N/A	Broken	Disposal
7/22/2021	MES	Books	Multiple	(3057) Guided reading Books	Multiple	N/A	Damaged	Recycle
8/5/2021	PES	Furniture	Multiple	Teacher desk and 7 chairs	N/A	N/A	Damaged	Disposal
8/12/2021	PVES	Furniture	Multiple	Lot of damaged Furniture	N/A	N/A	Damaged	Disposal
7/29/2021	WCS	Books	Multiple	(149) Guided Reading Titles	Multiple	N/A	Damaged	Recycle

Diane White

8375D43E716D90C09E2DBCBD5C76FBD7

contractworks.

9/1/2021

*Supporting documentation available in the Purchasing Department.

Diane C. White, Director of Purchasing

Date

Included in your board package is the July 2021 Unaudited Treasurer and Financial Report. Report highlights are as follow:

Treasurer Report

As of July 31, 2021, the District had \$173,084,050.82 of cash on hand. The cash balance by fund was:

Operating Fund	\$ 121,054,720.65
Bond & Interest Fund	7,822,561.89
Site & Construction Fund	44,206,768.28
Total	\$ 173,084,050.82

Financial Report Analysis-All Funds

Expenditures- If the District were to spend their dollars evenly each month, expenditures through July should be at 8% of total expenditures. Listed below is a summary of cash expenditures to date as a percentage of total expenditures by fund.

Fund	% of Budget	Comment
Education	2.68%	This fund is on trend. Teacher and para salaries will start in late August as previous school year wages were accrued in June 2021
Operations & Maintenance	7.08%	This fund is on trend.
Bond & Interest	4.46%	The bond & interest fund is used to pay our debt payments which are made in November, December and June. The expense represented here is for the second installment of the chrome book lease that is due in August. On the August financial statements we will offset this payment with funds from the Education Fund.
Transportation	0.55%	This fund is on trend.
IMRF/Social Security	6.04%	This fund is on trend. Teacher and para salaries will start in late August as previous school year wages were accrued in June 2021
Capital Projects	0.11%	This fund is used to pay for our Summer Capital Projects.
Tort	98.05%	The tort fund is used to pay our insurance premiums. These premiums are due in July.

Revenues- the District has received 3.39% of its budgeted revenue compared to 5.80% prior YTD.

Financial Reporting Analysis- Operating Funds

Operating Fund Revenue Summary by Source- 3.47% compared to 5.69% prior YTD

- Local Revenues are at 2.71% due to tax distribution timing;
- State Revenues are at budget at 4.00%;
- Federal Revenues are below budget at 4.48% and are in line with federal grant expenditures.

Operating Fund Expenditure Summary by Object- 3.63% compared to 3.39% prior YTD

- Salaries are at 2.73%- teacher and para salaries will start in late August as previous school year wages were accrued in June 2021;
- Benefits are at 2.47%- teacher and para salaries will start in late August as previous school year wages were accrued in June 2021;
- Purchase Services are at 7.59%;
- Supplies/Materials are at 6.86%;
- Capital Outlay is at 0.95%;
- Other/Tuition is at 1.43%;
- Non-Capitalized Equipment (any equipment under our \$5000 capitalization threshold) – is at 1.34%.

Monthly Notes:

- Investment Income is at 10.00% of the budget. Short term interest rates in July remained unchanged at 0.010%.
- The Tort Fund has a deficit balance of (\$1,149,320) due to payment of the District insurance premiums for worker’s compensation and general liability insurance coverage. As in previous years, property tax collections throughout the year will offset this deficit by the end of the fiscal year. The deficit is being covered by a loan from the working cash fund.
- Financials are presented on an unaudited cash basis and do not represent the District final financial statements. Final financials will be available in December 2021.

COMMUNITY UNIT SCHOOL DISTRICT NO 300
UNAUDITED FINANCIAL REPORT NO. 1
 July 31, 2021
 September 14, 2021

	ED FUND	O&M FUND	B&I FUND	TRANS FUND	IMRF FUND	S&C FUND	WORKING CASH FUND	TORT FUND	TOTAL
CASH BALANCE June 30, 2021	\$ 53,020,385	\$ 7,765,634	\$ 8,552,194	\$ 5,289,763	\$ 5,952,192	\$ 44,211,106	\$ 38,928,486	\$ 692,541	\$ 164,412,300
PRIOR PERIOD ADJUSTMENTS									\$ -
CASH RECEIPTS	16,595,248	1,021,345	661,169	2,391,110	143,557	21,875	2,274	47,749	\$ 20,884,328
CASH DISBURSEMENTS	(6,562,027)	(1,504,685)	(1,390,801)	(98,052)	(574,583)	(26,213)	-	(2,056,216)	\$ (12,212,576)
CASH BALANCE July 31, 2021	\$ 63,053,606	\$ 7,282,294	\$ 7,822,562	\$ 7,582,821	\$ 5,521,165	\$ 44,206,768	\$ 38,930,760	\$ (1,315,926)	\$ 173,084,051
INTERFUND TRANSFERS/LOANS	-	-	-	-	-	-	(1,315,926)	1,315,926	-
ENDING CASH BALANCE July 31, 2021	\$ 63,053,606	\$ 7,282,294	\$ 7,822,562	\$ 7,582,821	\$ 5,521,165	\$ 44,206,768	\$ 37,614,834	\$ -	\$ 173,084,051
INVESTMENT INCOME YEAR TO DATE	<u>\$ 31,809</u>								

TREASURER'S REPORT FOR THE MONTH OF JULY 2021

INVESTMENTS AT COST: \$ 173,084,050.82

(See attached schedule for investment detail)

MONTHLY PAYROLL:

Educational Fund	\$ 3,665,239.95	
O&M Fund	\$ 938,875.84	
Transportation Fund	<u>\$ 15,962.77</u>	\$ 4,620,078.56

PAYROLL RELATED EXPENDITURES:

(Not reflected in A/P Bill Listing)

Educational and Transportation Funds:

Teachers, Retirement System	<u>\$ 263,411.92</u>	
-----------------------------	----------------------	--

Total Teachers, Retirement System		\$ 263,411.92
-----------------------------------	--	---------------

Illinois Municipal Retirement Fund

IMRF	\$ 215,108.12	
FICA	\$ 133,568.54	
Medicare	<u>\$ 64,583.96</u>	

Total IMRF/FICA/Medicare Fund		\$ 413,260.62
-------------------------------	--	---------------

Total Payroll and Related Expenditures		<u><u>\$ 5,296,751.10</u></u>
---	--	-------------------------------

COMMUNITY UNIT SCHOOL DISTRICT #300
 Financial Report #1 -July 31, 2021
 By Fund, By Object

All Funds	FY22 Budget	FY22 Actual	% of FY22 Budget
Local	220,182,013	5,896,813	2.68%
State	77,438,198	3,098,352	4.00%
Federal	27,440,142	2,017,359	7.35%
Other Source	-	-	
Total Revenues	<u>325,060,353</u>	<u>11,012,524</u>	<u>3.39%</u>
Salaries	170,247,710	4,620,079	2.71%
Benefits	44,480,915	1,132,757	2.55%
Purchased Services	50,262,506	3,813,844	7.59%
Supplies/Materials	12,426,457	852,646	6.86%
Capital Outlay	24,693,094	36,231	0.15%
Other	42,151,147	1,547,188	3.67%
Non-Capitalized Equipment	3,627,018	48,445	1.34%
Total Expenditures	<u>347,888,847</u>	<u>12,051,190</u>	<u>3.46%</u>
Revenues Over Disbursements	(22,828,494)	(1,038,666)	
Other Financing Sources	-	-	
Fund Balance Transfer	-	-	
Net Change to Fund Balance	<u>(22,828,494)</u>	<u>(1,038,666)</u>	

COMMUNITY UNIT SCHOOL DISTRICT #300
 Financial Report #1 -July 31, 2021
 By Fund, By Object

Operating Funds	FY22 Budget	FY22 Actual	% of FY22 Budget
Local	192,705,598	5,213,769	2.71%
State	77,438,198	3,098,352	4.00%
Federal	27,440,142	2,017,359	7.35%
Other Sources	-	-	
Total Revenues	<u>297,583,938</u>	<u>10,329,480</u>	<u>3.47%</u>
Salaries	170,247,710	4,620,079	2.71%
Benefits	44,480,915	1,132,757	2.55%
Purchased Services	50,244,506	3,813,844	7.59%
Supplies/Materials	12,426,457	852,646	6.86%
Capital Outlay	1,055,430	10,018	0.95%
Other/Tuition	10,974,098	156,387	1.43%
Non-Capitalized Equipment	3,627,018	48,445	1.34%
Total Expenditures	<u>293,056,134</u>	<u>10,634,176</u>	<u>3.63%</u>
Revenues Over Disbursements	4,527,804	(304,696)	
Other Financing Sources	(3,943,979)	-	
Fund Balance Transfer	-	-	
Net Change to Fund Balance	<u>583,825</u>	<u>(304,696)</u>	

COMMUNITY UNIT SCHOOL DISTRICT #300
Financial Report #1 -July 31, 2021
By Fund, By Object

Fund 1-Educational	FY22 Budget	FY22 Actual	% of FY22 Budget
Local	150,369,344	4,200,837	2.79%
State	68,872,932	980,824	1.42%
Federal	27,440,142	2,017,359	7.35%
Other Sources	-	-	
Total Revenues	<u>246,682,418</u>	<u>7,199,020</u>	<u>2.92%</u>
Salaries	160,956,157	3,665,240	2.28%
Benefits	36,100,730	596,390	1.65%
Purchased Services	28,136,127	1,555,367	5.53%
Supplies/Materials	5,502,347	540,753	9.83%
Capital Outlay	196,694	48	0.02%
Other/Tuition	10,965,098	156,339	1.43%
Non-Capitalized Equipment	3,382,374	47,890	1.42%
Total Expenditures	<u>245,239,527</u>	<u>6,562,027</u>	<u>2.68%</u>
Revenues Over Disbursements	1,442,891	636,993	
Other Financing Source Transfers	(1,390,801)	-	
Fund Balance Transfer	-	-	
Net Change to Fund Balance	<u>52,090</u>	<u>636,993</u>	
Fund 2-Operations & Maintenance			
Local	24,623,303	596,573	2.42%
State	-	-	
Other Sources	-	-	
Total Revenues	<u>24,623,303</u>	<u>596,573</u>	<u>2.42%</u>
Salaries	8,835,729	938,876	10.63%
Benefits	1,533,492	122,212	7.97%
Purchased Services	3,776,008	121,131	3.21%
Supplies/Materials	5,867,683	311,893	5.32%
Capital Outlay	815,100	9,970	1.22%
Other	9,000	48	0.53%
Non-Capitalized Equipment	244,644	555	0.23%
Total Expenditures	<u>21,081,656</u>	<u>1,504,685</u>	<u>7.14%</u>
Revenues Over Disbursements	3,541,647	(908,112)	
Other Financing Source Transfers	(2,553,178)	-	
Net Change to Fund Balance	<u>988,469</u>	<u>(908,112)</u>	
Fund 3-Bond & Interest			
Local	26,866,415	661,169	2.46%
Other Sources	-	-	0.00%
Total Revenues	<u>26,866,415</u>	<u>661,169</u>	<u>2.46%</u>
Purchased Services	18,000	-	0.00%
Other	31,177,049	1,390,801	4.46%
Total Expenditures	<u>31,195,049</u>	<u>1,390,801</u>	<u>4.46%</u>
Revenues Over Disbursements	(4,328,634)	(729,632)	
Other Financing Sources/(Uses)	3,943,979	-	
Net Change to Fund Balance	<u>(384,655)</u>	<u>(729,632)</u>	

COMMUNITY UNIT SCHOOL DISTRICT #300
 Financial Report #1 -July 31, 2021
 By Fund, By Object

Fund 4-Transportation	FY22 Budget	FY22 Actual	% of FY22 Budget
Local	9,236,837	222,779	2.41%
State	8,565,266	2,117,528	24.72%
Other Sources	-	-	
Total Revenues	<u>17,802,103</u>	<u>2,340,307</u>	<u>13.15%</u>
Salaries	455,824	15,963	3.50%
Benefits	11,039	959	8.69%
Purchased Services	16,235,177	81,130	0.50%
Supplies/Materials	1,056,427	-	0.00%
Capital Outlay	43,636	-	0.00%
Other	-	-	
Non-Capitalized Equipment	-	-	
Total Expenditures	<u>17,802,103</u>	<u>98,052</u>	<u>0.55%</u>
Revenues Over Disbursements	-	2,242,255	
Other Financing Sources	-	-	
Net Change to Fund Balance	<u>-</u>	<u>2,242,255</u>	
 Fund 5-IMRF/Social Security			
Local	6,424,785	143,557	2.23%
Total Revenues	<u>6,424,785</u>	<u>143,557</u>	<u>2.23%</u>
Benefits	6,835,654	413,196	6.04%
Total Expenditures	<u>6,835,654</u>	<u>413,196</u>	<u>6.04%</u>
Revenues Over Disbursements	(410,869)	(269,639)	
Other Financing Sources	-	-	
Net Change to Fund Balance	<u>(410,869)</u>	<u>(269,639)</u>	
 Fund 6-Capital Projects			
Local	610,000	21,875	3.59%
State	-	-	
Other Sources	-	-	0.00%
Total Revenues	<u>610,000</u>	<u>21,875</u>	<u>3.59%</u>
Salaries	-	-	0.00%
Benefits	-	-	0.00%
Purchased Services	-	-	0.00%
Supplies/Materials	-	-	0.00%
Capital Outlay	23,637,664	26,213	0.11%
Other	-	-	
Total Expenditures	<u>23,637,664</u>	<u>26,213</u>	<u>0.11%</u>
Revenues Over Disbursements	(23,027,664)	(4,338)	
Other Financing Sources	-	-	
Fund Balance Transfer	-	-	
Net Change to Fund Balance	<u>(23,027,664)</u>	<u>(4,338)</u>	

COMMUNITY UNIT SCHOOL DISTRICT #300
 Financial Report #1 -July 31, 2021
 By Fund, By Object

Fund 7-Working Cash	FY22 Budget	FY22 Actual	% of FY22 Budget
Local	56,986	2,274	3.99%
Total Revenues	<u>56,986</u>	<u>2,274</u>	<u>3.99%</u>
Total Expenditures	<u>-</u>	<u>-</u>	<u>0.00%</u>
Revenues Over Disbursements	56,986	2,274	
Other Financing Uses	-	-	
Net Change to Fund Balance	<u>56,986</u>	<u>2,274</u>	
Fund 8-Tort			
Local	1,994,343	47,749	2.39%
Total Revenues	<u>1,994,343</u>	<u>47,749</u>	<u>2.39%</u>
Purchase Services	<u>2,097,194</u>	<u>2,056,216</u>	<u>98.05%</u>
Total Expenditures	<u>2,097,194</u>	<u>2,056,216</u>	<u>98.05%</u>
Revenues Over Disbursements	(102,851)	(2,008,467)	
Other Financing Uses	-	-	
Net Change to Fund Balance	<u>(102,851)</u>	<u>(2,008,467)</u>	

COMMUNITY UNIT SCHOOL DISTRICT #300
 Summary of Fiscal Year Investment Activity-All Funds

Depository or Instrument	Type	#	Bank Year	Date Purchased	Date of Maturity	Term (Days)	Rate (%)	Par/Face	Principal Invested	Earnings to Maturity	Principal Invested @ 07/31/21
OPERATING FUND INVESTMENTS											
MAGNOLIA BANK INC/MAG KY	DTC	365		7/15/2020	7/14/2021	364	0.150%	249,000	249,124	-	-
Arvest Bank	CDR	365		7/23/2020	7/22/2021	364	0.133%	242,660	242,338	-	-
Relyance Bank, NA/Pine Bluff National Bank	CDR	365		7/23/2020	7/22/2021	364	0.133%	242,660	242,338	-	-
Farmers and Merchants State Bank	CDR	365		7/23/2020	7/22/2021	364	0.133%	242,660	242,338	-	-
First National Bank	CDR	365		7/23/2020	7/22/2021	364	0.133%	242,660	242,338	-	-
Piedmont Bank	CDR	365		7/23/2020	7/22/2021	364	0.133%	242,660	242,338	-	-
Bank Texas, National Association	CDR	365		7/23/2020	7/22/2021	364	0.133%	242,660	242,338	-	-
Southwest National Bank	CDR	365		7/23/2020	7/22/2021	364	0.133%	242,660	242,338	-	-
SpiritBank	CDR	365		7/23/2020	7/22/2021	364	0.133%	242,660	242,338	-	-
Chambers Bank	CDR	365		7/23/2020	7/22/2021	364	0.133%	169,187	168,962	-	-
OakStar Bank, National Association	CDR	365		7/23/2020	7/22/2021	364	0.133%	242,660	242,338	-	-
Poppy Bank	CDR	365		7/30/2020	7/29/2021	364	0.137%	245,177	244,842	-	-
Citizens National Bank	CDR	365		7/30/2020	7/29/2021	364	0.137%	245,177	244,842	-	-
Community Bank of the Bay	CDR	365		7/30/2020	7/29/2021	364	0.137%	245,177	244,842	-	-
Byron Bank	CDR	365		7/30/2020	7/29/2021	364	0.137%	145,799	145,599	-	-
Primary Bank	CDR	365		7/30/2020	7/29/2021	364	0.137%	245,177	244,842	-	-
Planters Bank, Inc	CDR	365		7/30/2020	7/29/2021	364	0.137%	245,177	244,842	-	-
BancCentral, National Association	CDR	365		7/30/2020	7/29/2021	364	0.137%	245,177	244,842	-	-
CBW Bank	CDR	365		7/30/2020	7/29/2021	364	0.137%	245,177	244,842	-	-
Mainstreet Bank	CDR	365		7/30/2020	7/29/2021	364	0.137%	151,033	150,826	-	-
Homeland Federal Savings Bank	CDR	365		7/30/2020	7/29/2021	364	0.137%	245,177	244,842	-	-
Border State Bank	CDR	365		7/30/2020	7/29/2021	364	0.137%	245,177	244,842	-	-
Morgan Stanley Bank NA (1.700%)	DTC	365		2/6/2020	8/6/2021	547	1.660%	247,146	247,000	145.64	247,607.37
Morgan Stanley Private Bank (1.700%)	DTC	365		2/6/2020	8/6/2021	547	1.660%	247,146	247,000	145.64	247,607.37
BMW Bank North America (1.600%)	DTC	365		2/7/2020	8/9/2021	549	1.600%	248,147	248,000	146.90	247,607.37
Wells Fargo Natl Bk West (1.650%)	DTC	365		2/10/2020	8/10/2021	547	1.650%	249,184	249,000	184.00	247,607.37
Vertitex Community Bank	CD	365		9/11/2020	9/13/2021	367	0.104%	249,961	249,700	260.90	249,700.00
New Omni Bank NA	CD	365		9/11/2020	9/13/2021	367	0.100%	249,961	249,700	260.90	249,700.00
Bank 7	CD	365		12/17/2020	12/17/2021	365	0.151%	249,676	249,300	376.44	249,300.00
PREFERRED BANK	CD	365		2/5/2021	11/2/2021	270	0.070%	249,930	249,800	129.76	249,800.00
Customers Bank-Loc	CD	365		2/5/2021	11/2/2021	270	0.071%	5,002,613	5,000,000	2,613.31	5,000,000.00
TEXAS CAPITAL BANK	CD	365		12/17/2020	12/17/2021	365	0.150%	249,674	249,300	373.95	249,300.00
FIRST CAPITAL BANK	CD	365		12/17/2020	12/19/2021	367	0.150%	249,674	249,200	473.66	249,200.00
KS STATEBANK/KANSAS STATE BANK OF M	CD	365		12/17/2020	12/19/2021	367	0.151%	349,353	248,600	100,752.79	248,600.00
SERVIFIRST BANK	CD	365		12/17/2020	12/19/2021	367	0.160%	249,900	249,100	800.04	249,100.00
Luana Savings Bank	CD	365		12/17/2020	12/19/2021	367	0.150%	249,950	249,200	749.65	249,200.00
GBC International Bank	CD	365		12/17/2020	12/19/2021	367	0.142%	249,912	249,200	712.11	249,200.00
Western Alliance Bank/Torrey Pines	CD	365		7/14/2021	1/4/2023	539	0.142%	249,912	249,400	512.11	249,400.00
US TREASURY N/B	SEC	365		7/15/2021	7/31/2024	1112	0.310%	1,878,000	1,981,217	(103,216.64)	1,981,216.64
US TREASURY N/B	SEC	365		7/15/2021	7/31/2025	1477	0.530%	2,020,000	1,997,433	22,567.19	1,997,432.81
US TREASURY N/B	SEC	365		7/15/2021	7/31/2026	1842	1.650%	1,874,000	1,982,926	(108,926.25)	1,982,926.25

NEXBANK, SSB-ICS	SDA	7/31/2021		0.032%	813	813		813			
PONCE BANK	SDA	7/31/2021		0.020%	386	386		386			
Bank of China	SDA	7/31/2021		0.020%	44,063,605	44,063,605		44,063,605			
Bank of China	SDA	7/31/2021		0.020%	260,597	260,597		260,597			
					64,045,086						
PMA/ISDLAF Liquid #10254-101	Short term trust deposit	365	as needed	n/a	0.010%		2,396,574.46	-	2,396,574.46		
PMA/ISDLAF Max #10254-101	Short term trust deposit	365	as needed	n/a	0.020%		77,080,272.20	-	77,080,272.20		
PMA/ISDLAF LTD #10254-101	LTD Account	365	1/19/2021	7/31/2021		10,009,000	10,000,000.00	-	10,009,000.00		
PMA/ISDLAF Liquid #10254-104	Short term trust deposit	365	as needed	n/a	0.010%		5,826,304.88	-	5,826,304.88		
Total Operating Investments with PMA								\$	154,323,628.11		
								Outstanding Items	(5,256,547.72)		
								Bond & Interest Fund Transfers	1,180,086.66		
								Construction Fund Transfers	(29,192,446.40)		
TOTALS OPERATING FUNDS AS OF									31-Jul-21	\$	121,054,720.65
TOTALS BOND AND INTEREST FUND INVESTMENTS AS OF (see page 3 for details):									31-Jul-21	\$	7,822,561.89
TOTAL CONSTRUCTION FUND INVESTMENTS AS OF (see page 4 for details):									31-Jul-21	\$	44,206,768.28
TOTAL FUNDS INVESTED (Including Construction and Bond & Interest Fund)									31-Jul-21	\$	173,084,050.82

COMMUNITY UNIT SCHOOL DISTRICT #300

Summary of Fiscal Year Investment Activity-Bond and Interest Fund

Depository or Instrument	Type	#	Bank Year	Date Purchased	Date of Maturity	Term (Days)	Rate (%)	Par/Face	Principal Invested	Earnings to Maturity	Principal Invested @ 07/31/21
BOND AND INTEREST FUND INVESTMENTS											
PMA 1994 Escrow Fund; #10254-103-Liquid	Short term trust deposit	365			as needed	n/a	0.01%		0.77	-	0.77
PMA 1994 Escrow Fund; #10254-103-Max	Short term trust deposit	365			as needed	n/a	0.02%		735,513.29	-	735,513.29
Total B&I Investments with PMA											735,514.06
USBank Intercept Escrow Fund 400554.1	MMA								20,768.99	-	20,768.99
USBank Bond Pool Fund 431613.1	MMA								8,246,365.50	-	8,246,365.50
Total B&I Investments with US Bank											8,267,134.49
TOTAL BOND AND INTEREST FUNDS INVESTMENTS AS OF:				31-Jul-21					8,267,134.49		9,002,648.55
										Outstanding Items	-
										Operating Fund Transfers	(1,180,086.66)
										Cash Balance Per General Ledger	<u>\$ 7,822,561.89</u>

July 31, 2021

COMMUNITY UNIT SCHOOL DISTRICT #300
 Summary of Fiscal Year Investment Activity-Construction Fund

Depository or Instrument	Type	#	Bank Year	Date Purchased	Date of Maturity	Term (Days)	Rate (%)	Par/Face	Principal Invested	to Maturity	Invested @ 07/31/21
CONSTRUCTION FUND INVESTMENTS FUND INVESTMENTS											
PMA/ISDLAF Max #10254-212	Short term trust deposit	365			as needed	n/a	0.02%		821.88	-	821.88
PMA/ISDLAF LTD #10254-212	LTD Account	365		1/19/2021	7/31/2021			15,013,500	15,000,000.00	-	15,013,500.00
TOTAL CONSTRUCTION FUNDS INVESTMENTS AS OF:				31-Jul-21					15,000,821.88	-	15,014,321.88
										Outstanding Items	-
										Operating Fund Transfers	29,192,446.40
										Cash Balance Per General Ledger	<u>\$ 44,206,768.28</u>

Balance Sheet

GL292 Date 09/07/21
Time 11:11

Company 10 - Educational Fund
Balance Sheet
For Period 1 Ending July 31, 2021

USD

Page 1

Fiscal Year 2022

Consolidated		Educational Fund	Consolidated		
Account Nbr	Description	Current Year	Previous Year	Change	Percent
ASSETS					
Assets					
CURASSETS					
Current Assets					
8000	Cash				
8010-0000	Cash	59,978,276.27	65,390,729.45	5,412,453.18-	8.3-
8014-0000	Payroll Account	23,868.14-	56,184.32-	32,316.18	57.5-
8015-0000	Flex Account	7,059.82	5,196.62	1,863.20	35.9
8016-0000	Board Account Deposits	65,210.12	64,689.57	520.55	.8
8017-0000	Student Payments Account	7,516.22	7,393.57	122.65	1.7
	Total Cash	60,034,194.29	65,411,824.89	5,377,630.60-	8.2-
RECEIVABLES					
Receivables					
8100	110-122				
8110-0000	Interest Receivable	59,454.00	59,454.00	0.00	
8190-0000	Grants Receivable	3,220,548.05	3,220,548.05	0.00	
8192-0000	Property Taxes Receivable	76,752,034.00	76,752,034.00	0.00	
	Total 110-122	80,032,036.05	80,032,036.05	0.00	
8400	Other Current Assets				
8440-0000	Prepaid Expenses	658,972.00	658,972.00	0.00	
8486-0000	Invoice Tolerance	0.00	.02-	.02	100.0-
	Total Other Current Assets	658,972.00	658,971.98	.02	
	Total Receivables	80,691,008.05	80,691,008.03	.02	
	Total Current Assets	140,725,202.34	146,102,832.92	5,377,630.58-	3.7-
	Total Assets	140,725,202.34	146,102,832.92	5,377,630.58-	3.7-
LIABFBAL					
Liabilities & Fund Equity					
LIABILITIES					
Liabilities					
9000	Current Liabilities				
9011-0000	Accounts Payable	62,061.65-	227,551.18-	165,489.53	72.7-
9021-0000	Accrued Payroll	4,160,252.64-	4,018,706.21-	141,546.43-	3.5
9022-0000	Deferred Revenue	67,702,314.12-	67,702,314.12-	0.00	
9023-0000	Accrued Accounts Payable (Auditor A	1,228,467.76-	1,228,467.76-	0.00	
9025-0000	Unclaimed Property Liability	94,631.20-	94,631.20-	0.00	
9098-0000	Premium Group Term Life (Noncash) (18,890.90-	1,783.62-	17,107.28-	959.1
	Total Current Liabilities	73,266,618.27-	73,273,454.09-	6,835.82	
9300	Payroll Deductions				
9301-0000	Federal Withholding Tax Payable	647.26-	0.00	647.26-	
9311-0000	Student Fees Payable	121,909.10-	121,909.10-	0.00	
9320-0000	Employee Disability/Life Payable	3,048.71-	16,274.29-	13,225.58	81.3-
9321-0000	FSA	22,849.41	46,614.59-	69,464.00	149.0-

Balance Sheet

GL292 Date 09/07/21
Time 11:11

Company 10 - Educational Fund
Balance Sheet
For Period 1 Ending July 31, 2021

USD

Page 2

Fiscal Year 2022

Consolidated		Educational Fund	Consolidated		
Account Nbr	Description	Current Year	Previous Year	Change	Percent
9300	Payroll Deductions				
9322-0000	Employee Health Payable	1,614.58-	0.00	1,614.58-	
9330-0000	TRS	156,844.16	222,034.40-	378,878.56	170.6-
9340-0000	THIS-Employee	50,374.05	35,604.21-	85,978.26	241.5-
9360-0000	Other Payroll Deductions Payable	843.00-	843.00-	0.00	
	Total Payroll Deductions	102,004.97	443,279.59-	545,284.56	123.0-
9400	Other Payables				
9402-0000	Owed to Foundation	81.18	426.66-	507.84	119.0-
9403-0000	Owed to Settlement	1,257.50-	1,257.50-	0.00	
9404-0000	Owed to Building-Music Donations	1,075.01-	1,075.01-	0.00	
9410-0000	Owed to Building-Vending	192,874.56-	186,169.91-	6,704.65-	3.6
9411-0000	Owed to Building-Picture Money	170,219.67-	135,880.03-	34,339.64-	25.3
9412-0000	Owed to Building-ACT Prep Program	400,303.16-	342,231.03-	58,072.13-	17.0
9413-0000	Owed to Building-Physical Education	244,973.84-	227,138.16-	17,835.68-	7.9
9414-0000	Owed to Building-Athletics	324,049.01-	450,140.37-	126,091.36	28.0-
9415-0000	Owed to Building-Yearbook	126,174.14-	120,615.09-	5,559.05-	4.6
9416-0000	Owed to Building-Year in Review Vid	3,300.15-	3,300.15-	0.00	
9417-0000	Owed to Building-Athletic Tournamen	219,723.90-	204,439.88-	15,284.02-	7.5
9418-0000	Owed to Building-Assignment Books	2,820.00-	2,820.00-	0.00	
9419-0000	Owed to Building-Other	310,124.16-	291,700.00-	18,424.16-	6.3
9420-0000	Owed to Building - Spec Olympics	5,022.31-	5,022.31-	0.00	
9421-0000	Owed to Building - Admin Mentoring	10,220.75-	10,220.75-	0.00	
9422-0000	Owed to Building - Corporate Sponso	19,057.07-	17,914.92-	1,142.15-	6.4
9423-0000	Owed to Building - Athletic Donation	33,486.08-	45,983.86-	12,497.78	27.2-
9424-0000	Owed To Building - Musical	124,263.33-	140,262.17-	15,998.84	11.4-
9425-0000	Owed to Building - Summer Camps	5,046.57-	5,046.57-	0.00	
9426-0000	Owed to Building - Library	100,120.10-	89,299.11-	10,820.99-	12.1
9428-0000	Owed to Building - Homeless	30.53-	386.53-	356.00	92.1-
9429-0000	Owed to Building - BPAC	360.64-	360.64-	0.00	
9430-0000	Owed to Building - Donations	86,724.62-	82,345.79-	4,378.83-	5.3
9434-0000	Owed to Buildings-Basketball	539.90-	6,376.18-	5,836.28	91.5-
9437-0000	Owed to Buildings-Softball	250.00-	250.00-	0.00	
9460-0000	Other Payables	2,767,207.76	2,516,012.71	251,195.05	10.0
9461-0000	Credit Card Payable	482.96-	482.96-	0.00	
9462-0000	Owed to Building-Print Shop	207.25-	0.00	207.25-	
9463-0000	Summer Camp-Bowling	.30-	.30-	0.00	
9464-0000	Summer Camp-Girls Basketball	15,468.07-	4,724.07-	10,744.00-	227.4
9465-0000	Summer Camp-Boys Basketball	43,007.32-	23,125.73-	19,881.59-	86.0
9466-0000	Summer Camp-Coed Tennis	11,552.08-	12,643.70-	1,091.62	8.6-
9467-0000	Summer Camp-Football	34,298.76-	30,667.23-	3,631.53-	11.8
9468-0000	Summer Camp-Coed Volleyball	6,270.16-	60.16-	6,210.00-	10322.5
9469-0000	Summer Camp-Coed Wrestling	5,123.54-	1,503.24-	3,620.30-	240.8
9470-0000	Summer Camp-Boys Baseball	22,337.44-	5,810.96-	16,526.48-	284.4
9471-0000	Summer Camp-Girls Softball	3,073.56-	223.56-	2,850.00-	1274.8
9472-0000	Sports Camp-Elementary	586.57-	586.57-	0.00	
9473-0000	Summer Camp-Coed Soccer	3,880.44-	1,540.44-	2,340.00-	151.9
9474-0000	Summer Camp-Cheerleading	15,014.40-	10,501.90-	4,512.50-	43.0
9475-0000	Custodial Services	154,665.79-	150,439.54-	4,226.25-	2.8
9477-0000	Summer Camp-Coed Basketball	403.40-	2,412.00-	2,008.60	83.3-
9478-0000	Summer Camp-Girls Soccer	54.21-	935.45-	881.24	94.2-

Balance Sheet

GL292 Date 09/07/21
Time 11:11

Company 10 - Educational Fund
Balance Sheet
For Period 1 Ending July 31, 2021

USD

Page 3

Fiscal Year 2022

Consolidated		Educational Fund	Consolidated		
Account Nbr	Description	Current Year	Previous Year	Change	Percent
9400	Other Payables				
9479-0000	Summer Camp-Coed Cross Country	7,298.72-	5,467.44-	1,831.28-	33.5
9480-0000	Summer Camp-Boys Lacrosse	2,837.93-	375.43-	2,462.50-	655.9
9481-0000	Summer Camp-Girls Lacrosse	.29-	.29-	0.00	
9482-0000	Summer Camp-Dance Camp	16,196.79-	7,418.46-	8,778.33-	118.3
9483-0000	Summer Camp-Boys Soccer	23,766.26-	22,461.78-	1,304.48-	5.8
9484-0000	Summer Camp-Girls Golf	367.54-	567.00-	199.46	35.2-
9485-0000	Summer Camp-Boys Golf	2,852.00-	1,560.00-	1,292.00-	82.8
9486-0000	Summer Camp-Girls Volleyball	25,077.39-	26,467.58-	1,390.19	5.3-
9488-0000	Summer Camp-Marching Band	12,605.12-	9,409.60-	3,195.52-	34.0
9490-0000	Summer Camp-Coed Baseball	183.73-	58.73-	125.00-	212.8
9491-0000	Summer Camp-Coed Lacrosse	1,428.31-	71.69	1,500.00-	2092.3-
9492-0000	Summer Camp-Strength & Conditioning	9,136.24-	789.00-	8,347.24-	1058.0
9495-0000	Ed Services Donations	520.65-	520.65-	0.00	
9496-0000	FSL Events-Donations	71.56-	71.56-	0.00	
9497-0000	Coffee Shop	4,575.19-	4,575.19-	0.00	
9498-0000	Owed to Special Events	1,741.77-	1,741.77-	0.00	
9499-0000	Owed to Wellness	14,779.84-	7,930.00-	6,849.84-	86.4
	Total Other Payables	54,593.64-	189,650.51-	135,056.87	71.2-
	Total Liabilities	73,219,206.94-	73,906,384.19-	687,177.25	.9-
FUNDBAL	Equity				
9900-0000	Fund Balance	67,072,841.85-	65,162,936.36-	1,909,905.49-	2.9
9950-0000	Current Year Net Change in Fund Balan	433,153.55-	7,033,512.37-	6,600,358.82	93.8-
	Total Equity	67,505,995.40-	72,196,448.73-	4,690,453.33	6.5-
	Total Liabilities & Fund Equit	140,725,202.34-	146,102,832.92-	5,377,630.58	3.7-

Balance Sheet

GL292 Date 09/07/21
Time 11:11

Company 11 - Health Insurance Fund
Balance Sheet
For Period 1 Ending July 31, 2021

USD

Page 4

Fiscal Year 2022

Consolidated		Health Insurance Fund	Consolidated		
Account Nbr	Description	Current Year	Previous Year	Change	Percent
ASSETS	Assets				
CURASSETS	Current Assets				
8000	Cash				
8010-0000	Cash	3,906,606.88	2,519,659.11	1,386,947.77	55.0
	Total Cash	3,906,606.88	2,519,659.11	1,386,947.77	55.0
	Total Current Assets	3,906,606.88	2,519,659.11	1,386,947.77	55.0
	Total Assets	3,906,606.88	2,519,659.11	1,386,947.77	55.0
LIABFBAL	Liabilities & Fund Equity				
LIABILITIES	Liabilities				
9300	Payroll Deductions				
9322-0000	Employee Health Payable	3,721,251.38-	2,364,257.36-	1,356,994.02-	57.4
9323-0000	Employee Dental Payable	144,904.71-	127,078.58-	17,826.13-	14.0
9324-0000	Employee Vision Payable	40,450.79-	28,323.17-	12,127.62-	42.8
	Total Payroll Deductions	3,906,606.88-	2,519,659.11-	1,386,947.77-	55.0
	Total Liabilities	3,906,606.88-	2,519,659.11-	1,386,947.77-	55.0
	Total Liabilities & Fund Equity	3,906,606.88-	2,519,659.11-	1,386,947.77-	55.0

Balance Sheet

GL292 Date 09/07/21
Time 11:11

Company 14 - Grant Fund
Balance Sheet
For Period 1 Ending July 31, 2021

USD

Page 5

Fiscal Year 2022

Consolidated		Grant Fund	Consolidated		
Account Nbr	Description	Current Year	Previous Year	Change	Percent
ASSETS	Assets				
CURASSETS	Current Assets				
8000	Cash				
8010-0000	Cash	1,014,243.12	1,843,789.28	829,546.16-	45.0-
	Total Cash	1,014,243.12	1,843,789.28	829,546.16-	45.0-
	Total Current Assets	1,014,243.12	1,843,789.28	829,546.16-	45.0-
	Total Assets	1,014,243.12	1,843,789.28	829,546.16-	45.0-
LIABFBAL	Liabilities & Fund Equity				
LIABILITIES	Liabilities				
9000	Current Liabilities				
9011-0000	Accounts Payable	59,864.60-	9,425.62-	50,438.98-	535.1
	Total Current Liabilities	59,864.60-	9,425.62-	50,438.98-	535.1
9300	Payroll Deductions				
9330-0000	TRS	8,715.50	0.00	8,715.50	
	Total Payroll Deductions	8,715.50	0.00	8,715.50	
	Total Liabilities	51,149.10-	9,425.62-	41,723.48-	442.7
FUNDBAL	Equity				
9900-0000	Fund Balance	606,794.58-	1,523,879.46-	917,084.88	60.2-
9950-0000	Current Year Net Change in Fund Balan	356,299.44-	310,484.20-	45,815.24-	14.8
	Total Equity	963,094.02-	1,834,363.66-	871,269.64	47.5-
	Total Liabilities & Fund Equity	1,014,243.12-	1,843,789.28-	829,546.16	45.0-

Balance Sheet

GL292 Date 09/07/21
Time 11:11

Company 19 - Covid 19 Fund
Balance Sheet
For Period 1 Ending July 31, 2021

USD

Page 6

Fiscal Year 2022

Consolidated		Covid 19 Fund	Consolidated		
Account Nbr	Description	Current Year	Previous Year	Change	Percent
ASSETS	Assets				
CURASSETS	Current Assets				
8000	Cash				
8010-0000	Cash	1,845,520.35-	617,603.05-	1,227,917.30-	198.8
	Total Cash	1,845,520.35-	617,603.05-	1,227,917.30-	198.8
	Total Current Assets	1,845,520.35-	617,603.05-	1,227,917.30-	198.8
	Total Assets	1,845,520.35-	617,603.05-	1,227,917.30-	198.8
LIABFBAL	Liabilities & Fund Equity				
LIABILITIES	Liabilities				
9000	Current Liabilities				
9011-0000	Accounts Payable	253,627.84-	55,366.31-	198,261.53-	358.1
	Total Current Liabilities	253,627.84-	55,366.31-	198,261.53-	358.1
	Total Liabilities	253,627.84-	55,366.31-	198,261.53-	358.1
FUNDBAL	Equity				
9900-0000	Fund Balance	1,946,687.11	451,573.12	1,495,113.99	331.1
9950-0000	Current Year Net Change in Fund Balan	152,461.08	221,396.24	68,935.16-	31.1-
	Total Equity	2,099,148.19	672,969.36	1,426,178.83	211.9
	Total Liabilities & Fund Equit	1,845,520.35	617,603.05	1,227,917.30	198.8

Balance Sheet

GL292 Date 09/07/21
Time 11:11

Company 20 - Operations & Maintenance Fund USD
Balance Sheet
For Period 1 Ending July 31, 2021

Page 7

Fiscal Year 2022

Consolidated		Operations & Maintenance Fund	Consolidated		
Account Nbr	Description	Current Year	Previous Year	Change	Percent
ASSETS	Assets				
CURASSETS	Current Assets				
8000	Cash				
8010-0000	Cash	7,282,294.36	2,777,549.38	4,504,744.98	162.2
	Total Cash	7,282,294.36	2,777,549.38	4,504,744.98	162.2
RECEIVABLES	Receivables				
8100	110-122				
8110-0000	Interest Receivable	5,495.00	5,495.00	0.00	
8191-0000	CPPRT Receivable	257,148.00	257,148.00	0.00	
8192-0000	Property Taxes Receivable	13,929,100.00	13,929,100.00	0.00	
	Total 110-122	14,191,743.00	14,191,743.00	0.00	
8400	Other Current Assets				
8486-0000	Invoice Tolerance	0.00	.02	.02-	100.0-
	Total Other Current Assets	0.00	.02	.02-	100.0-
	Total Receivables	14,191,743.00	14,191,743.02	.02-	
	Total Current Assets	21,474,037.36	16,969,292.40	4,504,744.96	26.5
	Total Assets	21,474,037.36	16,969,292.40	4,504,744.96	26.5
LIABFBAL	Liabilities & Fund Equity				
LIABILITIES	Liabilities				
9000	Current Liabilities				
9011-0000	Accounts Payable	218,049.35-	916.35-	217,133.00-	23695.4
9021-0000	Accrued Payroll	283,495.00-	283,495.00-	0.00	
9022-0000	Deferred Revenue	12,276,691.00-	12,276,691.00-	0.00	
9023-0000	Accrued Accounts Payable (Auditor A	401,532.12-	401,532.12-	0.00	
	Total Current Liabilities	13,179,767.47-	12,962,634.47-	217,133.00-	1.7
9300	Payroll Deductions				
9320-0000	Employee Disability/Life Payable	17,731.17-	1,466.39-	16,264.78-	1109.2
9321-0000	FSA	10,676.29-	1,888.20-	8,788.09-	465.4
	Total Payroll Deductions	28,407.46-	3,354.59-	25,052.87-	746.8
9400	Other Payables				
9410-0000	Owed to Building-Vending	440.83-	440.83-	0.00	
9460-0000	Other Payables	441.00	441.00	0.00	
	Total Other Payables	.17	.17	0.00	

Balance Sheet

GL292 Date 09/07/21
Time 11:11

Company 20 - Operations & Maintenance Fund USD
Balance Sheet
For Period 1 Ending July 31, 2021

Page 8

Fiscal Year 2022

Consolidated		Operations & Maintenance Fund	Consolidated		
Account Nbr	Description	Current Year	Previous Year	Change	Percent
	Total Liabilities	13,208,174.76-	12,965,988.89-	242,185.87-	1.9
FUNDBAL	Equity				
9900-0000	Fund Balance	9,173,974.97-	3,096,540.66-	6,077,434.31-	196.3
9950-0000	Current Year Net Change in Fund Balan	908,112.37	906,762.85-	1,814,875.22	200.1-
	Total Equity	8,265,862.60-	4,003,303.51-	4,262,559.09-	106.5
	Total Liabilities & Fund Equit	21,474,037.36-	16,969,292.40-	4,504,744.96-	26.5

Balance Sheet

GL292 Date 09/07/21
Time 11:11

Company 30 - Bond & Interest Fund
Balance Sheet
For Period 1 Ending July 31, 2021

USD

Page 9

Fiscal Year 2022

Consolidated		Bond & Interest Fund	Consolidated		
Account Nbr	Description	Current Year	Previous Year	Change	Percent
ASSETS	Assets				
CURASSETS	Current Assets				
8000	Cash				
8010-0000	Cash	7,822,561.89	9,657,013.73	1,834,451.84-	19.0-
	Total Cash	7,822,561.89	9,657,013.73	1,834,451.84-	19.0-
RECEIVABLES	Receivables				
8100	110-122				
8110-0000	Interest Receivable	5,883.00	5,883.00	0.00	
8192-0000	Property Taxes Receivable	15,114,523.00	15,114,523.00	0.00	
	Total 110-122	15,120,406.00	15,120,406.00	0.00	
	Total Receivables	15,120,406.00	15,120,406.00	0.00	
	Total Current Assets	22,942,967.89	24,777,419.73	1,834,451.84-	7.4-
	Total Assets	22,942,967.89	24,777,419.73	1,834,451.84-	7.4-
LIABFBAL	Liabilities & Fund Equity				
LIABILITIES	Liabilities				
9000	Current Liabilities				
9022-0000	Deferred Revenue	13,323,409.00-	13,323,409.00-	0.00	
	Total Current Liabilities	13,323,409.00-	13,323,409.00-	0.00	
	Total Liabilities	13,323,409.00-	13,323,409.00-	0.00	
FUNDBAL	Equity				
9900-0000	Fund Balance	10,349,190.50-	9,357,803.83-	991,386.67-	10.6
9950-0000	Current Year Net Change in Fund Balan	729,631.61	2,096,206.90-	2,825,838.51	134.8-
	Total Equity	9,619,558.89-	11,454,010.73-	1,834,451.84	16.0-
	Total Liabilities & Fund Equit	22,942,967.89-	24,777,419.73-	1,834,451.84	7.4-

Balance Sheet

GL292 Date 09/07/21
Time 11:11

Company 40 - Transportation Fund
Balance Sheet
For Period 1 Ending July 31, 2021

USD

Page 10

Fiscal Year 2022

Consolidated		Transportation Fund	Consolidated		
Account Nbr	Description	Current Year	Previous Year	Change	Percent
ASSETS					
Assets					
CURASSETS					
Current Assets					
8000	Cash				
8010-0000	Cash	7,582,821.43	2,280,074.81	5,302,746.62	232.6
	Total Cash	7,582,821.43	2,280,074.81	5,302,746.62	232.6
RECEIVABLES					
Receivables					
8100	110-122				
8110-0000	Interest Receivable	1,486.00	1,486.00	0.00	
8190-0000	Grants Receivable	1,979,466.00	1,979,466.00	0.00	
8192-0000	Property Taxes Receivable	4,571,905.00	4,571,905.00	0.00	
	Total 110-122	6,552,857.00	6,552,857.00	0.00	
	Total Receivables	6,552,857.00	6,552,857.00	0.00	
	Total Current Assets	14,135,678.43	8,832,931.81	5,302,746.62	60.0
	Total Assets	14,135,678.43	8,832,931.81	5,302,746.62	60.0
LIABFBAL					
Liabilities & Fund Equity					
LIABILITIES					
Liabilities					
9000					
Current Liabilities					
9011-0000	Accounts Payable	0.00	50.05-	50.05	100.0-
9021-0000	Accrued Payroll	1,510.00-	1,510.00-	0.00	
9022-0000	Deferred Revenue	4,029,111.00-	4,029,111.00-	0.00	
9023-0000	Accrued Accounts Payable (Auditor A	51,422.28-	51,422.28-	0.00	
	Total Current Liabilities	4,082,043.28-	4,082,093.33-	50.05	
9300	Payroll Deductions				
9320-0000	Employee Disability/Life Payable	243.50-	24.06-	219.44-	912.1
	Total Payroll Deductions	243.50-	24.06-	219.44-	912.1
	Total Liabilities	4,082,286.78-	4,082,117.39-	169.39-	
FUNDBAL					
Equity					
9900-0000	Fund Balance	7,811,136.77-	4,215,416.84-	3,595,719.93-	85.3
9950-0000	Current Year Net Change in Fund Balan	2,242,254.88-	535,397.58-	1,706,857.30-	318.8
	Total Equity	10,053,391.65-	4,750,814.42-	5,302,577.23-	111.6
	Total Liabilities & Fund Equit	14,135,678.43-	8,832,931.81-	5,302,746.62-	60.0

Balance Sheet

GL292 Date 09/07/21
Time 11:11

Company 40 - Transportation Fund
Balance Sheet
For Period 1 Ending July 31, 2021

USD

Page 11

Fiscal Year 2022

Consolidated

Transportation Fund

Consolidated

Account Nbr Description

Current Year

Previous Year

Change Percent

Balance Sheet

GL292 Date 09/07/21
Time 11:11

Company 50 - Municipal Retirement Fund
Balance Sheet
For Period 1 Ending July 31, 2021

USD

Page 12

Fiscal Year 2022

Consolidated		Municipal Retirement Fund	Consolidated	Change	Percent
Account Nbr	Description	Current Year	Previous Year		
ASSETS	Assets				
CURASSETS	Current Assets				
8000	Cash				
8010-0000	Cash	4,256,867.55	4,196,563.52	60,304.03	1.4
	Total Cash	4,256,867.55	4,196,563.52	60,304.03	1.4
RECEIVABLES	Receivables				
8100	110-122				
8110-0000	Interest Receivable	4,372.00	4,372.00	0.00	
8192-0000	Property Taxes Receivable	3,097,793.00	3,097,793.00	0.00	
	Total 110-122	3,102,165.00	3,102,165.00	0.00	
	Total Receivables	3,102,165.00	3,102,165.00	0.00	
	Total Current Assets	7,359,032.55	7,298,728.52	60,304.03	.8
	Total Assets	7,359,032.55	7,298,728.52	60,304.03	.8
LIABFBAL	Liabilities & Fund Equity				
LIABILITIES	Liabilities				
9000	Current Liabilities				
9022-0000	Deferred Revenue	2,731,911.00-	2,731,911.00-	0.00	
	Total Current Liabilities	2,731,911.00-	2,731,911.00-	0.00	
	Total Liabilities	2,731,911.00-	2,731,911.00-	0.00	
FUNDBAL	Equity				
9900-0000	Fund Balance	4,775,077.56-	4,564,156.80-	210,920.76-	4.6
9950-0000	Current Year Net Change in Fund Balan	147,956.01	2,660.72-	150,616.73	5660.8-
	Total Equity	4,627,121.55-	4,566,817.52-	60,304.03-	1.3
	Total Liabilities & Fund Equit	7,359,032.55-	7,298,728.52-	60,304.03-	.8

Balance Sheet

GL292 Date 09/07/21
Time 11:11

Company 51 - Social Security/Medicare Fund USD
Balance Sheet
For Period 1 Ending July 31, 2021

Page 13

Fiscal Year 2022

Consolidated		Social Security/Medicare Fund	Consolidated		
Account Nbr	Description	Current Year	Previous Year	Change	Percent
ASSETS	Assets				
CURASSETS	Current Assets				
8000	Cash				
8010-0000	Cash	1,264,297.65	1,326,365.66	62,068.01-	4.7-
	Total Cash	1,264,297.65	1,326,365.66	62,068.01-	4.7-
	Total Current Assets	1,264,297.65	1,326,365.66	62,068.01-	4.7-
	Total Assets	1,264,297.65	1,326,365.66	62,068.01-	4.7-
LIABFBAL	Liabilities & Fund Equity				
LIABILITIES	Liabilities				
9300	Payroll Deductions				
9304-0000	FICA Payable	17,757.34-	19,462.84-	1,705.50	8.8-
9305-0000	Medicare Only Payable	59,979.23-	57,692.87-	2,286.36-	4.0
	Total Payroll Deductions	77,736.57-	77,155.71-	580.86-	.8
	Total Liabilities	77,736.57-	77,155.71-	580.86-	.8
FUNDBAL	Equity				
9900-0000	Fund Balance	1,308,244.18-	1,196,677.45-	111,566.73-	9.3
9950-0000	Current Year Net Change in Fund Balan	121,683.10	52,532.50-	174,215.60	331.6-
	Total Equity	1,186,561.08-	1,249,209.95-	62,648.87	5.0-
	Total Liabilities & Fund Equit	1,264,297.65-	1,326,365.66-	62,068.01	4.7-

Balance Sheet

GL292 Date 09/07/21
Time 11:11

Company 60 - Site & Construction Fund
Balance Sheet
For Period 1 Ending July 31, 2021

USD

Page 14

Fiscal Year 2022

Consolidated		Site & Construction Fund	Consolidated		
Account Nbr	Description	Current Year	Previous Year	Change	Percent
ASSETS	Assets				
CURASSETS	Current Assets				
8000	Cash				
8010-0000	Cash	29,600,588.72	7,624,967.15	21,975,621.57	288.2
	Total Cash	29,600,588.72	7,624,967.15	21,975,621.57	288.2
RECEIVABLES	Receivables				
8100	110-122				
8110-0000	Interest Receivable	13,872.00	13,872.00	0.00	
	Total 110-122	13,872.00	13,872.00	0.00	
	Total Receivables	13,872.00	13,872.00	0.00	
	Total Current Assets	29,614,460.72	7,638,839.15	21,975,621.57	287.7
	Total Assets	29,614,460.72	7,638,839.15	21,975,621.57	287.7
LIABFBAL	Liabilities & Fund Equity				
LIABILITIES	Liabilities				
9000	Current Liabilities				
9014-0000	Construction Contracts Payable	246,807.00-	246,807.00-	0.00	
9022-0000	Deferred Revenue	12,671.00-	12,671.00-	0.00	
9023-0000	Accrued Accounts Payable (Auditor A	656,947.74-	656,947.74-	0.00	
	Total Current Liabilities	916,425.74-	916,425.74-	0.00	
	Total Liabilities	916,425.74-	916,425.74-	0.00	
FUNDBAL	Equity				
9900-0000	Fund Balance	28,709,092.88-	6,731,334.17-	21,977,758.71-	326.5
9950-0000	Current Year Net Change in Fund Balan	11,057.90	8,920.76	2,137.14	24.0
	Total Equity	28,698,034.98-	6,722,413.41-	21,975,621.57-	326.9
	Total Liabilities & Fund Equit	29,614,460.72-	7,638,839.15-	21,975,621.57-	287.7

Balance Sheet

GL292 Date 09/07/21
Time 11:11

Company 61 - Impact Fees Fund
Balance Sheet
For Period 1 Ending July 31, 2021

USD

Page 15

Fiscal Year 2022

Consolidated		Impact Fees Fund	Consolidated		
Account Nbr	Description	Current Year	Previous Year	Change	Percent
ASSETS	Assets				
CURASSETS	Current Assets				
8000	Cash				
8010-0000	Cash	14,606,179.56	14,399,380.15	206,799.41	1.4
	Total Cash	14,606,179.56	14,399,380.15	206,799.41	1.4
	Total Current Assets	14,606,179.56	14,399,380.15	206,799.41	1.4
	Total Assets	14,606,179.56	14,399,380.15	206,799.41	1.4
LIABFBAL	Liabilities & Fund Equity				
FUNDBAL	Equity				
9900-0000	Fund Balance	14,599,459.03-	14,374,780.01-	224,679.02-	1.6
9950-0000	Current Year Net Change in Fund Balan	6,720.53-	24,600.14-	17,879.61	72.7-
	Total Equity	14,606,179.56-	14,399,380.15-	206,799.41-	1.4
	Total Liabilities & Fund Equit	14,606,179.56-	14,399,380.15-	206,799.41-	1.4

Balance Sheet

GL292 Date 09/07/21
Time 11:11

Company 70 - Working Capital Fund
Balance Sheet
For Period 1 Ending July 31, 2021

USD

Page 16

Fiscal Year 2022

Consolidated		Working Capital Fund	Consolidated		
Account Nbr	Description	Current Year	Previous Year	Change	Percent
ASSETS	Assets				
CURASSETS	Current Assets				
8000	Cash				
8010-0000	Cash	38,930,759.78	38,874,857.51	55,902.27	.1
	Total Cash	38,930,759.78	38,874,857.51	55,902.27	.1
RECEIVABLES	Receivables				
8100	110-122				
8110-0000	Interest Receivable	30,245.00	30,245.00	0.00	
8192-0000	Property Taxes Receivable	3,577.00	3,577.00	0.00	
	Total 110-122	33,822.00	33,822.00	0.00	
	Total Receivables	33,822.00	33,822.00	0.00	
	Total Current Assets	38,964,581.78	38,908,679.51	55,902.27	.1
	Total Assets	38,964,581.78	38,908,679.51	55,902.27	.1
LIABFBAL	Liabilities & Fund Equity				
LIABILITIES	Liabilities				
9000	Current Liabilities				
9022-0000	Deferred Revenue	30,875.00-	30,875.00-	0.00	
	Total Current Liabilities	30,875.00-	30,875.00-	0.00	
	Total Liabilities	30,875.00-	30,875.00-	0.00	
FUNDBAL	Equity				
9900-0000	Fund Balance	38,931,432.83-	38,873,728.91-	57,703.92-	.1
9950-0000	Current Year Net Change in Fund Balan	2,273.95-	4,075.60-	1,801.65	44.2-
	Total Equity	38,933,706.78-	38,877,804.51-	55,902.27-	.1
	Total Liabilities & Fund Equit	38,964,581.78-	38,908,679.51-	55,902.27-	.1

Balance Sheet

GL292 Date 09/07/21
Time 11:11

Company 80 - Tort Immunity Fund
Balance Sheet
For Period 1 Ending July 31, 2021

USD

Page 17

Fiscal Year 2022

Consolidated		Tort Immunity Fund	Consolidated		
Account Nbr	Description	Current Year	Previous Year	Change	Percent
ASSETS	Assets				
CURASSETS	Current Assets				
8000	Cash				
8010-0000	Cash	1,315,926.04-	1,131,340.42-	184,585.62-	16.3
	Total Cash	1,315,926.04-	1,131,340.42-	184,585.62-	16.3
RECEIVABLES	Receivables				
8100	110-122				
8110-0000	Interest Receivable	505.00	505.00	0.00	
8192-0000	Property Taxes Receivable	1,042,421.00	1,042,421.00	0.00	
	Total 110-122	1,042,926.00	1,042,926.00	0.00	
	Total Receivables	1,042,926.00	1,042,926.00	0.00	
	Total Current Assets	273,000.04-	88,414.42-	184,585.62-	208.8
	Total Assets	273,000.04-	88,414.42-	184,585.62-	208.8
LIABFBAL	Liabilities & Fund Equity				
LIABILITIES	Liabilities				
9000	Current Liabilities				
9022-0000	Deferred Revenue	919,055.00-	919,055.00-	0.00	
	Total Current Liabilities	919,055.00-	919,055.00-	0.00	
	Total Liabilities	919,055.00-	919,055.00-	0.00	
FUNDBAL	Equity				
9900-0000	Fund Balance	816,411.61-	773,409.07-	43,002.54-	5.6
9950-0000	Current Year Net Change in Fund Balan	2,008,466.65	1,780,878.49	227,588.16	12.8
	Total Equity	1,192,055.04	1,007,469.42	184,585.62	18.3
	Total Liabilities & Fund Equit	273,000.04	88,414.42	184,585.62	208.8

Income Statement

GL293 Date 09/09/21
Time 12:55

Company 10 - Educational Fund
Income Statement
For Period 1 Through 1 Ending July 31, 2021

USD

Page 1

Fiscal Year 2022 Budget

2

Consolidated

Educational Fund

Consolidated

Account Nbr	Description	Period Amount	Period Budget	Pct Of Budget	Year To Date Amount	Year To Date Budget	Pct Of Budget
REVENUE							
LOCAL							
	Revenue from Local Sources						
1111-0000	CUR YR General Levy	16.04	58,937,290.00	0.00	16.04	58,937,290.00	0.00
1112-0000	First PR YR General Levy	2,779,481.09	57,243,584.00	4.86	2,779,481.09	57,243,584.00	4.86
1113-0000	Other PR YR General Levies	6,842.53-	359,237.00-	1.90	6,842.53-	359,237.00-	1.90
1141-0000	CUR YR Special Education Levy	4.71	15,984,014.00	0.00	4.71	15,984,014.00	0.00
1142-0000	First PR YR Special Education	763,979.17	15,717,100.00	4.86	763,979.17	15,717,100.00	4.86
1231-0000	Corporate Personal Property Re	470,089.63	630,125.00	74.60	470,089.63	630,125.00	74.60
1311-0000	Tuition from Pupils or Parents	0.00	20,000.00	0.00	0.00	20,000.00	0.00
1312-0000	Tuition from Other LEAs	0.00	4,500.00	0.00	0.00	4,500.00	0.00
1321-0000	Summer School Tuition from Pup	0.00	617.00	0.00	0.00	617.00	0.00
1342-0000	Special Education Tuition from	0.00	13,229.00	0.00	0.00	13,229.00	0.00
1511-0000	Interest on Investments	12,447.56	99,000.00	12.57	12,447.56	99,000.00	12.57
1611-0000	Sales to Pupils - Lunch	1,297.33	25,000.00	5.19	1,297.33	25,000.00	5.19
1726-0000	Musical Instrument Rental	0.00	419.00	0.00	0.00	419.00	0.00
1727-0000	Athletic Fees	12,022.01	421,000.00	2.86	12,022.01	421,000.00	2.86
1728-0000	Driver Education Behind the Wh	3,576.00	46,686.00	7.66	3,576.00	46,686.00	7.66
1729-0000	Flex PE Fees	850.00	13,722.00	6.19	850.00	13,722.00	6.19
1792-0000	Music Special Events	206.40	4,861.00	4.25	206.40	4,861.00	4.25
1811-0000	Regular Textbook Rental	36,107.48	200,000.00	18.05	36,107.48	200,000.00	18.05
1812-0000	Summer School Textbook Rental	1,545.25	5,135.00	30.09	1,545.25	5,135.00	30.09
1819-0000	Other Textbook Rental	2,629.84	732.00	359.27	2,629.84	732.00	359.27
1892-0000	Heart Rate Monitors Fee	150.00	222.00	67.57	150.00	222.00	67.57
1898-0000	Merchant Processing Fee	2,934.30	36,000.00	8.15	2,934.30	36,000.00	8.15
1921-0000	Contributions & Donations from	0.00	24,601.00	0.00	0.00	24,601.00	0.00
1923-0000	Homeless Donations	0.00	387.00	0.00	0.00	387.00	0.00
1951-0000	Refund of PR YRs' Expenditure	4,548.63	470,000.00	.97	4,548.63	470,000.00	.97
1990-0000	P-Card Inadvertent	107.99	1,500.00	7.20	107.99	1,500.00	7.20
1991-0000	Payment from Other LEAs	119,322.44	200,000.00	59.66	119,322.44	200,000.00	59.66
1998-0000	Other Revenue-Athletics	0.00	80.00	0.00	0.00	80.00	0.00
1999-0000	Other Revenue-General	3,693.47-	600,000.00	.62-	3,693.47-	600,000.00	.62-
	Total Revenue from Local Sourc	4,200,779.87	150,340,567.00	2.79	4,200,779.87	150,340,567.00	2.79
STATE							
	Revenue from State Sources						
3001-0000	Evidence Based Funding (EBF)	0.00	60,287,826.00	0.00	0.00	60,287,826.00	0.00
3100-0000	Special Ed-Pvt Facility Tuitio	809,429.25	3,142,162.00	25.76	809,429.25	3,142,162.00	25.76
3120-0000	Special Ed-Orphanage Individua	0.00	527,038.00	0.00	0.00	527,038.00	0.00
3130-0000	Special Ed-Orphanage Summer	0.00	13,083.00	0.00	0.00	13,083.00	0.00
3370-0000	Driver Education	19,698.60	76,608.00	25.71	19,698.60	76,608.00	25.71
3696-0000	Safe School Grant	8,317.00	41,426.00	20.08	8,317.00	41,426.00	20.08
3999-0000	ALOP ROE Revenue	117,805.74	1,715,151.00	6.87	117,805.74	1,715,151.00	6.87
	Total Revenue from State Sourc	955,250.59	65,803,294.00	1.45	955,250.59	65,803,294.00	1.45
FEDERAL							
	Revenue from Federal Sources						
4225-0000	Summer Food Program	0.00	7,237,829.00	0.00	0.00	7,237,829.00	0.00
4240-0000	Fresh Fruit and Veg. Program	0.00	27,357.00	0.00	0.00	27,357.00	0.00

Income Statement

GL293 Date 09/09/21
Time 12:55

Company 10 - Educational Fund
Income Statement
For Period 1 Through 1 Ending July 31, 2021

USD

Page 2

Fiscal Year 2022 Budget

2

Consolidated

Educational Fund

Consolidated

Account Nbr	Description	Period Amount	Period Budget	Pct Of Budget	Year To Date Amount	Year To Date Budget	Pct Of Budget
FEDERAL							
	Revenue from Federal Sources						
4625-0000	Special Ed-IDEA Room & Board	0.00	795,992.00	0.00	0.00	795,992.00	0.00
4950-0000	Dept of Rehab Svcs	75.00	28,000.00	.27	75.00	28,000.00	.27
4991-0000	Medicaid Admin Outreach	284,390.00	700,000.00	40.63	284,390.00	700,000.00	40.63
4992-0000	Medicaid FFS	670,395.55	2,300,000.00	29.15	670,395.55	2,300,000.00	29.15
	Total Revenue from Federal Sou	954,860.55	11,089,178.00	8.61	954,860.55	11,089,178.00	8.61
	Total Revenue	6,110,891.01	227,233,039.00	2.69	6,110,891.01	227,233,039.00	2.69
EXPENSE							
100	Salaries						
111-0000	Certified Administrator	1,279,028.27	10,998,680.00	11.63	1,279,028.27	10,998,680.00	11.63
112-0000	Certified Directors/Supervisors	466,055.98	4,094,787.00	11.38	466,055.98	4,094,787.00	11.38
113-0000	Certified Teachers	97,216.06	95,137,152.00	.10	97,216.06	95,137,152.00	.10
114-0000	Other Certified	161.44	12,624,209.00	0.00	161.44	12,624,209.00	0.00
115-0000	Non-Certified Supervision/Head	293,233.04	2,656,931.00	11.04	293,233.04	2,656,931.00	11.04
116-0000	Non-Certified Sec/Spec	683,032.18	7,055,481.00	9.68	683,032.18	7,055,481.00	9.68
117-0000	Non-Certified Paras/Custodial	26,995.03	8,578,253.00	.31	26,995.03	8,578,253.00	.31
118-0000	Other Non-Certified	63,331.62	938,653.00	6.75	63,331.62	938,653.00	6.75
119-0000	Other	19,362.36	1,273,496.00	1.52	19,362.36	1,273,496.00	1.52
121-0000	Substitute-Teacher	23.63	1,454,250.00	0.00	23.63	1,454,250.00	0.00
122-0000	Substitute-Paraprofessionals	0.00	200,000.00	0.00	0.00	200,000.00	0.00
123-0000	Substitute-Conferences	0.00	312,350.00	0.00	0.00	312,350.00	0.00
132-0000	1.5 Overtime	9,440.95	93,294.00	10.12	9,440.95	93,294.00	10.12
133-0000	2.0 Overtime	0.00	3,800.00	0.00	0.00	3,800.00	0.00
135-0000	Long Term Certified Subs	0.00	815,000.00	0.00	0.00	815,000.00	0.00
143-0000	Overload	0.00	300,000.00	0.00	0.00	300,000.00	0.00
148-0000	Extra Pay-Non-Certified	24,420.23	102,975.00	23.71	24,420.23	102,975.00	23.71
149-0000	Extra Pay-Certified	274,256.10	4,409,499.00	6.22	274,256.10	4,409,499.00	6.22
161-0000	Mileage Stipend	18,973.41	173,620.00	10.93	18,973.41	173,620.00	10.93
	Total Salaries	3,255,530.30	151,222,430.00	2.15	3,255,530.30	151,222,430.00	2.15
200	Employee Benefits						
211-0000	Teachers Retirement (TRS)	177,500.44	7,851,528.00	2.26	177,500.44	7,851,528.00	2.26
212-0000	Municipal Retirement (IMRF)	64.82	62,992.00	.10	64.82	62,992.00	.10
215-0000	One-Time TRS Early Retirement	0.00	50,000.00	0.00	0.00	50,000.00	0.00
218-0000	THIS Fund Employer Contributio	35,383.82	1,047,546.00	3.38	35,383.82	1,047,546.00	3.38
221-0000	Life Insurance	3,394.66	87,097.00	3.90	3,394.66	87,097.00	3.90
222-0000	Medical Insurance	215,689.66	20,459,827.00	1.05	215,689.66	20,459,827.00	1.05
223-0000	Dental Insurance	12,176.84	1,063,117.00	1.15	12,176.84	1,063,117.00	1.15
224-0000	Vision Insurance	2,360.08	237,858.00	.99	2,360.08	237,858.00	.99
225-0000	Disability Insurance	2,465.00	21,416.00	11.51	2,465.00	21,416.00	11.51
226-0000	HRA/HSA Board Contributions	83,064.03	1,200,000.00	6.92	83,064.03	1,200,000.00	6.92
231-0000	Certified Tuition Reimbursemen	0.00	100,000.00	0.00	0.00	100,000.00	0.00

Income Statement

GL293 Date 09/09/21
Time 12:55

Company 10 - Educational Fund
Income Statement
For Period 1 Through 1 Ending July 31, 2021

USD

Page 3

Fiscal Year 2022 Budget

2

Consolidated

Educational Fund

Consolidated

Account Nbr	Description	Period Amount	Period Budget	Pct Of Budget	Year To Date Amount	Year To Date Budget	Pct Of Budget
200	Employee Benefits						
232-0000	DESA Tuition Reimbursement	0.00	2,000.00	0.00	0.00	2,000.00	0.00
234-0000	Non-Union Tuition Reimbursemen	0.00	2,000.00	0.00	0.00	2,000.00	0.00
235-0000	Admin Tuition Reimbursement	0.00	50,000.00	0.00	0.00	50,000.00	0.00
236-0000	Admin Relocation Reimbursement	0.00	3,000.00	0.00	0.00	3,000.00	0.00
	Total Employee Benefits	532,099.35	32,238,381.00	1.65	532,099.35	32,238,381.00	1.65
300	Purchased Services						
311-0000	Professional Services-Administ	7,152.50	703,113.00	1.02	7,152.50	703,113.00	1.02
312-0000	Staff Development-On Site	0.00	59,935.00	0.00	0.00	59,935.00	0.00
313-0000	Staff Development	1,835.55	208,832.00	.88	1,835.55	208,832.00	.88
314-0000	Professional Services-Instruct	2,178.53	564,842.00	.39	2,178.53	564,842.00	.39
315-0000	Food-Contracted	4,848.48	123,815.00	3.92	4,848.48	123,815.00	3.92
316-0000	Charter School Payment	0.00	8,102,852.00	0.00	0.00	8,102,852.00	0.00
317-0000	Audit/Financial Services	0.00	58,000.00	0.00	0.00	58,000.00	0.00
318-0000	Legal Services	16,944.75	350,000.00	4.84	16,944.75	350,000.00	4.84
319-0000	Other Professional & Technical	83,403.64	2,674,915.00	3.12	83,403.64	2,674,915.00	3.12
321-0000	Sanitation Services	0.00	1,000.00	0.00	0.00	1,000.00	0.00
323-0000	Repair & Maintenance	5,021.00	402,595.00	1.25	5,021.00	402,595.00	1.25
325-0000	Rentals	4,106.26	231,680.00	1.77	4,106.26	231,680.00	1.77
327-0000	Computer Maintenance	0.00	732.00	0.00	0.00	732.00	0.00
333-0000	District Travel	2,549.14	286,530.00	.89	2,549.14	286,530.00	.89
334-0000	Professional Meetings	199.00	35,979.00	.55	199.00	35,979.00	.55
336-0000	Pupil Transportation-Field Tri	0.00	26,988.00	0.00	0.00	26,988.00	0.00
339-0000	Other Transportation Services	0.00	6,259.00	0.00	0.00	6,259.00	0.00
341-0000	Postage & Shipping Charges	1,183.71	56,185.00	2.11	1,183.71	56,185.00	2.11
342-0000	Telephone-Local	18,712.36	195,249.00	9.58	18,712.36	195,249.00	9.58
346-0000	Telephone - WAN and Internet	0.00	302,637.00	0.00	0.00	302,637.00	0.00
347-0000	Telephone-Cellular	6,199.23	110,902.00	5.59	6,199.23	110,902.00	5.59
351-0000	Recruiting	0.00	14,300.00	0.00	0.00	14,300.00	0.00
352-0000	Legal Notices	700.60	25,500.00	2.75	700.60	25,500.00	2.75
361-0000	Printing & Binding	503.45	84,543.00	.60	503.45	84,543.00	.60
385-0000	Unemployment Insurance	0.00	35,000.00	0.00	0.00	35,000.00	0.00
390-0000	Officials-Tournaments	52.00	0.00	0.00	52.00	0.00	0.00
391-0000	Officials-IHSA Sponsored	421.00	169,313.00	.25	421.00	169,313.00	.25
392-0000	License & Registrations	0.00	2,400.00	0.00	0.00	2,400.00	0.00
395-0000	Management Fees	0.00	5,400,000.00	0.00	0.00	5,400,000.00	0.00
397-0000	Software Licensing	1,324,173.85	3,233,571.00	40.95	1,324,173.85	3,233,571.00	40.95
398-0000	Banking/Credit Card Fees	4,251.38	141,100.00	3.01	4,251.38	141,100.00	3.01
	Total Purchased Services	1,484,436.43	23,608,767.00	6.29	1,484,436.43	23,608,767.00	6.29
400	Supplies & Materials						
411-0000	Supplies-General	112,234.10	2,012,076.00	5.58	112,234.10	2,012,076.00	5.58
412-0000	Supplies-Testing Materials	0.00	237,900.00	0.00	0.00	237,900.00	0.00
415-0000	Supplies-Computer	0.00	33,815.00	0.00	0.00	33,815.00	0.00
417-0000	Supplies-Uniform	4,925.96	87,850.00	5.61	4,925.96	87,850.00	5.61

Income Statement

GL293 Date 09/09/21
Time 12:55

Company 10 - Educational Fund
Income Statement
For Period 1 Through 1 Ending July 31, 2021

USD

Page 4

Fiscal Year 2022 Budget

2

Consolidated

Educational Fund

Consolidated

Account Nbr	Description	Period Amount	Period Budget	Pct Of Budget	Year To Date Amount	Year To Date Budget	Pct Of Budget
400	Supplies & Materials						
421-0000	Textbooks- Approved Standard	0.00	2,200.00	0.00	0.00	2,200.00	0.00
422-0000	Textbooks-Consumables	0.00	10,616.00	0.00	0.00	10,616.00	0.00
424-0000	Textbooks-Suppl/Innovation Mat	0.00	15,200.00	0.00	0.00	15,200.00	0.00
425-0000	Textbooks-Approved Standard El	0.00	1,648,919.00	0.00	0.00	1,648,919.00	0.00
431-0000	Library Books	80,231.61	95,400.00	84.10	80,231.61	95,400.00	84.10
441-0000	Periodicals	902.75	30,950.00	2.92	902.75	30,950.00	2.92
464-0000	Gasoline	71.84	6,700.00	1.07	71.84	6,700.00	1.07
471-0000	System Software	0.00	105,701.00	0.00	0.00	105,701.00	0.00
472-0000	Instructional Software	0.00	80,393.00	0.00	0.00	80,393.00	0.00
481-0000	Equipment < \$500	4,872.31	75,764.00	6.43	4,872.31	75,764.00	6.43
482-0000	Parts-Transportation	0.00	2,800.00	0.00	0.00	2,800.00	0.00
484-0000	Computer Related Equip < \$500	37,993.17	118,150.00	32.16	37,993.17	118,150.00	32.16
491-0000	Mat & Sup-Shipping	0.00	2,642.00	0.00	0.00	2,642.00	0.00
	Total Supplies & Materials	241,231.74	4,567,076.00	5.28	241,231.74	4,567,076.00	5.28
500	Capital Outlay						
541-0000	Equipment	47.82	88,559.00	.05	47.82	88,559.00	.05
546-0000	Software	0.00	40,000.00	0.00	0.00	40,000.00	0.00
	Total Capital Outlay	47.82	128,559.00	.04	47.82	128,559.00	.04
600	Other Objects						
641-0000	Dues & Fees	18,505.71	251,812.00	7.35	18,505.71	251,812.00	7.35
671-0000	Private Facility Tuition	116,361.27	9,409,670.00	1.24	116,361.27	9,409,670.00	1.24
672-0000	Room and Board	21,472.13	601,981.00	3.57	21,472.13	601,981.00	3.57
673-0000	General Tuition	0.00	565,900.00	0.00	0.00	565,900.00	0.00
691-0000	Miscellaneous Objects	0.00	90,735.00	0.00	0.00	90,735.00	0.00
	Total Other Objects	156,339.11	10,920,098.00	1.43	156,339.11	10,920,098.00	1.43
700	Transfers						
702-0000	Transfer Principal	0.00	1,390,801.00	0.00	0.00	1,390,801.00	0.00
	Total Transfers	0.00	1,390,801.00	0.00	0.00	1,390,801.00	0.00
900	System Accounts						
750	Capital Outlay - Capitalized						
751-0000	Equipment < \$5000	1,362.51	709,918.00	.19	1,362.51	709,918.00	.19
755-0000	Computer Equipment < \$5000	6,690.20	2,246,649.00	.30	6,690.20	2,246,649.00	.30
757-0000	Network Equipment < \$5000	0.00	148,270.00	0.00	0.00	148,270.00	0.00
	Total Capital Outlay - Capita	8,052.71	3,104,837.00	.26	8,052.71	3,104,837.00	.26
	Total System Accounts	8,052.71	3,104,837.00	.26	8,052.71	3,104,837.00	.26

Income Statement

GL293 Date 09/09/21
Time 12:55

Company 10 - Educational Fund USD
Income Statement
For Period 1 Through 1 Ending July 31, 2021

Page 5

Fiscal Year 2022 Budget

2

Consolidated

Educational Fund

Consolidated

Account Nbr	Description	Period Amount	Period Budget	Pct Of Budget	Year To Date Amount	Year To Date Budget	Pct Of Budget
750	Capital Outlay - Capitalized						
	Total Expense	5,677,737.46	227,180,949.00	2.50	5,677,737.46	227,180,949.00	2.50
	Total Net Change in Fund Balan	433,153.55	52,090.00	831.55	433,153.55	52,090.00	831.55

Income Statement

GL293 Date 09/09/21
Time 12:55

Company 14 - Grant Fund
Income Statement
For Period 1 Through 1 Ending July 31, 2021

USD

Page 6

Fiscal Year 2022 Budget

2

Consolidated

Grant Fund

Consolidated

Account Nbr	Description	Period Amount	Period Budget	Pct Of Budget	Year To Date Amount	Year To Date Budget	Pct Of Budget
REVENUE							
LOCAL							
	Revenue from Local Sources						
1511-0000	Interest on Investments	56.70	3,800.00	1.49	56.70	3,800.00	1.49
1921-0000	Contributions & Donations from	0.00	8,000.00	0.00	0.00	8,000.00	0.00
1922-0000	Foundation Donations	0.00	11,000.00	0.00	0.00	11,000.00	0.00
1999-0000	Other Revenue-General	0.00	5,977.00	0.00	0.00	5,977.00	0.00
	Total Revenue from Local Sourc	56.70	28,777.00	.20	56.70	28,777.00	.20
STATE							
	Revenue from State Sources						
3220-0000	Voc Ed School Improvement	8,261.00	232,077.00	3.56	8,261.00	232,077.00	3.56
3275-0000	Voc Ed Elem Career	4,618.00	13,837.00	33.37	4,618.00	13,837.00	33.37
3621-0000	School Library	0.00	16,857.00	0.00	0.00	16,857.00	0.00
3705-0000	Early Childhood-State PreK	0.00	1,581,831.00	0.00	0.00	1,581,831.00	0.00
3706-0000	Early Childhood-Prevention	0.00	332,372.00	0.00	0.00	332,372.00	0.00
3707-0000	Early Childhood-PreSchool For	0.00	791,133.00	0.00	0.00	791,133.00	0.00
3992-0000	After School Program Grant	12,694.00	101,531.00	12.50	12,694.00	101,531.00	12.50
	Total Revenue from State Sourc	25,573.00	3,069,638.00	.83	25,573.00	3,069,638.00	.83
FEDERAL							
	Revenue from Federal Sources						
4300-0000	Title I-Low Income	606,288.00	2,740,479.00	22.12	606,288.00	2,740,479.00	22.12
4400-0000	Title IV-Safe & Drug Free Scho	138,268.00	192,747.00	71.74	138,268.00	192,747.00	71.74
4600-0000	Special Ed-Preschool Flow Thro	0.00	94,605.00	0.00	0.00	94,605.00	0.00
4620-0000	Special Ed-IDEA Flow Through	0.00	4,113,666.00	0.00	0.00	4,113,666.00	0.00
4745-0000	Perkins-III	0.00	118,689.00	0.00	0.00	118,689.00	0.00
4909-0000	LIPLEPS-III	15,109.00	300,560.00	5.03	15,109.00	300,560.00	5.03
4932-0000	Title II-Teacher Quality	157,368.00	477,577.00	32.95	157,368.00	477,577.00	32.95
4991-0000	Medicaid Admin Outreach	0.00	100,000.00	0.00	0.00	100,000.00	0.00
4998-0000	Other Federal Revenues	0.00	1,650,961.00	0.00	0.00	1,650,961.00	0.00
	Total Revenue from Federal Sou	917,033.00	9,789,284.00	9.37	917,033.00	9,789,284.00	9.37
	Total Revenue	942,662.70	12,887,699.00	7.31	942,662.70	12,887,699.00	7.31
EXPENSE							
100							
	Expense						
	Salaries						
112-0000	Certified Directors/Supervisors	11,598.78	141,870.00	8.18	11,598.78	141,870.00	8.18
113-0000	Certified Teachers	0.00	2,852,269.00	0.00	0.00	2,852,269.00	0.00
114-0000	Other Certified	0.00	912,036.00	0.00	0.00	912,036.00	0.00
116-0000	Non-Certified Sec/Spec	6,497.97	0.00	0.00	6,497.97	0.00	0.00
117-0000	Non-Certified Paras/Custodial	569.74	178,426.00	.32	569.74	178,426.00	.32
118-0000	Other Non-Certified	169,266.29	945,656.00	17.90	169,266.29	945,656.00	17.90
148-0000	Extra Pay-Non-Certified	1,460.00	3,200.00	45.63	1,460.00	3,200.00	45.63
149-0000	Extra Pay-Certified	220,040.00	1,139,105.00	19.32	220,040.00	1,139,105.00	19.32
161-0000	Mileage Stipend	276.87	0.00	0.00	276.87	0.00	0.00

Income Statement

GL293 Date 09/09/21
Time 12:55

Company 14 - Grant Fund
Income Statement
For Period 1 Through 1 Ending July 31, 2021

USD

Page 7

Fiscal Year 2022 Budget

2

Consolidated

Grant Fund

Consolidated

Account Nbr	Description	Period Amount	Period Budget	Pct Of Budget	Year To Date Amount	Year To Date Budget	Pct Of Budget
100	Salaries						
	Total Salaries	409,709.65	6,172,562.00	6.64	409,709.65	6,172,562.00	6.64
200	Employee Benefits						
211-0000	Teachers Retirement (TRS)	2,497.15	239,575.00	1.04	2,497.15	239,575.00	1.04
212-0000	Municipal Retirement (IMRF)	0.00	18,029.00	0.00	0.00	18,029.00	0.00
213-0000	Federal Insurance Contribution	0.00	12,168.00	0.00	0.00	12,168.00	0.00
214-0000	Medicare Only	0.00	76,824.00	0.00	0.00	76,824.00	0.00
217-0000	TRS Federal Contribution	45,896.59	315,677.00	14.54	45,896.59	315,677.00	14.54
218-0000	THIS Fund Employer Contributio	2,133.92	33,076.00	6.45	2,133.92	33,076.00	6.45
221-0000	Life Insurance	50.08	54,524.00	.09	50.08	54,524.00	.09
222-0000	Medical Insurance	12,748.58	496,200.00	2.57	12,748.58	496,200.00	2.57
223-0000	Dental Insurance	774.49	149,946.00	.52	774.49	149,946.00	.52
224-0000	Vision Insurance	173.13	54,524.00	.32	173.13	54,524.00	.32
225-0000	Disability Insurance	16.80	0.00	0.00	16.80	0.00	0.00
	Total Employee Benefits	64,290.74	1,450,543.00	4.43	64,290.74	1,450,543.00	4.43
300	Purchased Services						
313-0000	Staff Development	0.00	329,650.00	0.00	0.00	329,650.00	0.00
314-0000	Professional Services-Instruct	0.00	120,457.00	0.00	0.00	120,457.00	0.00
319-0000	Other Professional & Technical	0.00	3,111,868.00	0.00	0.00	3,111,868.00	0.00
323-0000	Repair & Maintenance	0.00	3,000.00	0.00	0.00	3,000.00	0.00
331-0000	Pupil Transportation-General	12,378.88	81,258.00	15.23	12,378.88	81,258.00	15.23
333-0000	District Travel	62.04	0.00	0.00	62.04	0.00	0.00
334-0000	Professional Meetings	230.00	732,517.00	.03	230.00	732,517.00	.03
397-0000	Software Licensing	50,732.25	56,410.00	89.93	50,732.25	56,410.00	89.93
	Total Purchased Services	63,403.17	4,435,160.00	1.43	63,403.17	4,435,160.00	1.43
400	Supplies & Materials						
411-0000	Supplies-General	67,467.67	575,737.00	11.72	67,467.67	575,737.00	11.72
415-0000	Supplies-Computer	249.00	0.00	0.00	249.00	0.00	0.00
422-0000	Textbooks-Consumables	19,279.93	0.00	0.00	19,279.93	0.00	0.00
431-0000	Library Books	83.96	16,857.00	.50	83.96	16,857.00	.50
481-0000	Equipment < \$500	179.00	0.00	0.00	179.00	0.00	0.00
	Total Supplies & Materials	48,699.70	592,594.00	8.22	48,699.70	592,594.00	8.22
500	Capital Outlay						
545-0000	Computer Equipment > \$500	0.00	68,135.00	0.00	0.00	68,135.00	0.00
	Total Capital Outlay	0.00	68,135.00	0.00	0.00	68,135.00	0.00
600	Other Objects						
641-0000	Dues & Fees	0.00	45,000.00	0.00	0.00	45,000.00	0.00
	Total Other Objects	0.00	45,000.00	0.00	0.00	45,000.00	0.00
900	System Accounts						
750	Capital Outlay - Capitalized						

Income Statement

GL293 Date 09/09/21
Time 12:55

Company 14 - Grant Fund
Income Statement
For Period 1 Through 1 Ending July 31, 2021

USD

Page 8

Fiscal Year 2022 Budget

2

Consolidated

Grant Fund

Consolidated

Account Nbr	Description	Period Amount	Period Budget	Pct Of Budget	Year To Date Amount	Year To Date Budget	Pct Of Budget
750	Capital Outlay - Capitalized						
751-0000	Equipment < \$5000	0.00	123,705.00	0.00	0.00	123,705.00	0.00
755-0000	Computer Equipment < \$5000	260.00	0.00	0.00	260.00	0.00	0.00
	Total Capital Outlay - Capita	260.00	123,705.00	.21	260.00	123,705.00	.21
	Total System Accounts	260.00	123,705.00	.21	260.00	123,705.00	.21
	Total Expense	586,363.26	12,887,699.00	4.55	586,363.26	12,887,699.00	4.55
	Total Net Change in Fund Balan	356,299.44	0.00	0.00	356,299.44	0.00	0.00

Income Statement

GL293 Date 09/09/21
Time 12:55

Company 19 - Covid 19 Fund
Income Statement
For Period 1 Through 1 Ending July 31, 2021

USD

Page 9

Fiscal Year 2022 Budget

2

Consolidated

Covid 19 Fund

Consolidated

Account Nbr	Description	Period Amount	Period Budget	Pct Of Budget	Year To Date Amount	Year To Date Budget	Pct Of Budget
REVENUE							
Revenue							
FEDERAL							
Revenue from Federal Sources							
4942-0000	ESSER II	0.00	540,212.00	0.00	0.00	540,212.00	0.00
4943-0000	ESSER III	0.00	5,972,971.00	0.00	0.00	5,972,971.00	0.00
4996-0000	Elementary & Secondary Relief	2,890.00	0.00	0.00	2,890.00	0.00	0.00
4997-0000	ESSER I	142,575.00	48,497.00	293.99	142,575.00	48,497.00	293.99
Total Revenue from Federal Sou		145,465.00	6,561,680.00	2.22	145,465.00	6,561,680.00	2.22
Total Revenue		145,465.00	6,561,680.00	2.22	145,465.00	6,561,680.00	2.22
EXPENSE							
Expense							
100							
Salaries							
113-0000	Certified Teachers	0.00	1,660,308.00	0.00	0.00	1,660,308.00	0.00
114-0000	Other Certified	0.00	172,200.00	0.00	0.00	172,200.00	0.00
117-0000	Non-Certified Paras/Custodial	0.00	496,499.00	0.00	0.00	496,499.00	0.00
143-0000	Overload	0.00	239,414.00	0.00	0.00	239,414.00	0.00
149-0000	Extra Pay-Certified	0.00	992,744.00	0.00	0.00	992,744.00	0.00
Total Salaries		0.00	3,561,165.00	0.00	0.00	3,561,165.00	0.00
200							
Employee Benefits							
211-0000	Teachers Retirement (TRS)	0.00	257,336.00	0.00	0.00	257,336.00	0.00
212-0000	Municipal Retirement (IMRF)	0.00	43,841.00	0.00	0.00	43,841.00	0.00
213-0000	Federal Insurance Contribution	0.00	30,783.00	0.00	0.00	30,783.00	0.00
214-0000	Medicare Only	0.00	70,725.00	0.00	0.00	70,725.00	0.00
217-0000	TRS Federal Contribution	0.00	478,221.00	0.00	0.00	478,221.00	0.00
218-0000	THIS Fund Employer Contributio	0.00	30,900.00	0.00	0.00	30,900.00	0.00
221-0000	Life Insurance	0.00	7,343.00	0.00	0.00	7,343.00	0.00
222-0000	Medical Insurance	0.00	1,465,120.00	0.00	0.00	1,465,120.00	0.00
223-0000	Dental Insurance	0.00	20,194.00	0.00	0.00	20,194.00	0.00
224-0000	Vision Insurance	0.00	7,343.00	0.00	0.00	7,343.00	0.00
Total Employee Benefits		0.00	2,411,806.00	0.00	0.00	2,411,806.00	0.00
300							
Purchased Services							
325-0000	Rentals	7,527.54	92,200.00	8.16	7,527.54	92,200.00	8.16
Total Purchased Services		7,527.54	92,200.00	8.16	7,527.54	92,200.00	8.16
400							
Supplies & Materials							
411-0000	Supplies-General	250,821.70	342,677.00	73.19	250,821.70	342,677.00	73.19
Total Supplies & Materials		250,821.70	342,677.00	73.19	250,821.70	342,677.00	73.19
900							
System Accounts							
750	Capital Outlay - Capitalized						

Income Statement

GL293 Date 09/09/21
Time 12:55

Company 19 - Covid 19 Fund
Income Statement
For Period 1 Through 1 Ending July 31, 2021

USD

Page 10

Fiscal Year 2022 Budget

2

Consolidated

Covid 19 Fund

Consolidated

Account Nbr	Description	Period Amount	Period Budget	Pct Of Budget	Year To Date Amount	Year To Date Budget	Pct Of Budget
750	Capital Outlay - Capitalized						
751-0000	Equipment < \$5000	39,576.84	153,832.00	25.73	39,576.84	153,832.00	25.73
	Total Capital Outlay - Capita	39,576.84	153,832.00	25.73	39,576.84	153,832.00	25.73
	Total System Accounts	39,576.84	153,832.00	25.73	39,576.84	153,832.00	25.73
	Total Expense	297,926.08	6,561,680.00	4.54	297,926.08	6,561,680.00	4.54
	Total Net Change in Fund Balan	152,461.08-	0.00	0.00	152,461.08-	0.00	0.00

Income Statement

GL293 Date 09/09/21
Time 12:55

Company 20 - Operations & Maintenance Fund USD
Income Statement
For Period 1 Through 1 Ending July 31, 2021

Page 11

Fiscal Year 2022 Budget

2

Consolidated

Operations & Maintenance Fund Consolidated

Account Nbr	Description	Period Amount	Period Budget	Pct Of Budget	Year To Date Amount	Year To Date Budget	Pct Of Budget
REVENUE							
LOCAL Revenue from Local Sources							
1111-0000	CUR YR General Levy	4.41	11,427,945.00	0.00	4.41	11,427,945.00	0.00
1112-0000	First PR YR General Levy	541,330.66	11,132,255.00	4.86	541,330.66	11,132,255.00	4.86
1231-0000	Corporate Personal Property Re	0.00	1,131,643.00	0.00	0.00	1,131,643.00	0.00
1390-0000	Transition Fees	32,146.38	340,051.00	9.45	32,146.38	340,051.00	9.45
1511-0000	Interest on Investments	393.06	8,600.00	4.57	393.06	8,600.00	4.57
1791-0000	Parking Permits	22,151.74	162,156.00	13.66	22,151.74	162,156.00	13.66
1910-0000	Building Rental	350.00	69,244.00	.51	350.00	69,244.00	.51
1951-0000	Refund of PR YRs' Expenditiure	0.00	1,613.00	0.00	0.00	1,613.00	0.00
1997-0000	Revenue From Sale of Assets	0.00	89,796.00	0.00	0.00	89,796.00	0.00
1999-0000	Other Revenue-General	196.42	260,000.00	.08	196.42	260,000.00	.08
	Total Revenue from Local Sourc	596,572.67	24,623,303.00	2.42	596,572.67	24,623,303.00	2.42
	Total Revenue	596,572.67	24,623,303.00	2.42	596,572.67	24,623,303.00	2.42
EXPENSE							
100 Expense Salaries							
115-0000	Non-Certified Supervision/Head	228,985.78	1,966,793.00	11.64	228,985.78	1,966,793.00	11.64
116-0000	Non-Certified Sec/Spec	5,355.34	49,126.00	10.90	5,355.34	49,126.00	10.90
117-0000	Non-Certified Paras/Custodial	675,292.82	6,375,813.00	10.59	675,292.82	6,375,813.00	10.59
119-0000	Other	21,493.81	211,164.00	10.18	21,493.81	211,164.00	10.18
132-0000	1.5 Overtime	6,244.95	196,383.00	3.18	6,244.95	196,383.00	3.18
133-0000	2.0 Overtime	880.24	29,250.00	3.01	880.24	29,250.00	3.01
161-0000	Mileage Stipend	622.90	7,200.00	8.65	622.90	7,200.00	8.65
	Total Salaries	938,875.84	8,835,729.00	10.63	938,875.84	8,835,729.00	10.63
200 Employee Benefits							
221-0000	Life Insurance	446.73	4,083.00	10.94	446.73	4,083.00	10.94
222-0000	Medical Insurance	113,952.94	1,432,684.00	7.95	113,952.94	1,432,684.00	7.95
223-0000	Dental Insurance	6,467.16	78,520.00	8.24	6,467.16	78,520.00	8.24
224-0000	Vision Insurance	1,289.40	17,720.00	7.28	1,289.40	17,720.00	7.28
225-0000	Disability Insurance	55.89	485.00	11.52	55.89	485.00	11.52
	Total Employee Benefits	122,212.12	1,533,492.00	7.97	122,212.12	1,533,492.00	7.97
300 Purchased Services							
313-0000	Staff Development	0.00	5,000.00	0.00	0.00	5,000.00	0.00
315-0000	Food-Contracted	11.20-	5,000.00	.22-	11.20-	5,000.00	.22-
319-0000	Other Professional & Technical	2,288.91	1,283,250.00	.18	2,288.91	1,283,250.00	.18
321-0000	Sanitation Services	11,142.81	175,504.00	6.35	11,142.81	175,504.00	6.35
323-0000	Repair & Maintenance	41,178.06	417,200.00	9.87	41,178.06	417,200.00	9.87
325-0000	Rentals	577.50	259,750.00	.22	577.50	259,750.00	.22
326-0000	Alarm System Services	1,400.00	100,000.00	1.40	1,400.00	100,000.00	1.40

Income Statement

GL293 Date 09/09/21
Time 12:55

Company 20 - Operations & Maintenance Fund USD
Income Statement
For Period 1 Through 1 Ending July 31, 2021

Page 12

Fiscal Year 2022 Budget

2

Consolidated

Operations & Maintenance Fund Consolidated

Account Nbr	Description	Period Amount	Period Budget	Pct Of Budget	Year To Date Amount	Year To Date Budget	Pct Of Budget
300	Purchased Services						
347-0000	Telephone-Cellular	0.00	1,000.00	0.00	0.00	1,000.00	0.00
353-0000	License & Registration	0.00	50.00	0.00	0.00	50.00	0.00
363-0000	Repair & Maint-Equip Elec	0.00	40,500.00	0.00	0.00	40,500.00	0.00
364-0000	Repair & Maint-Finishing Matl	1,948.50	15,000.00	12.99	1,948.50	15,000.00	12.99
365-0000	Repair & Maint-Plumbing	25,675.84	70,000.00	36.68	25,675.84	70,000.00	36.68
366-0000	Repair & Maint-Roofing	15,574.48	76,000.00	20.49	15,574.48	76,000.00	20.49
367-0000	Repair & Maint-HVAC	873.00	357,000.00	.24	873.00	357,000.00	.24
368-0000	Repair & Maint-Snowplowing	0.00	600,000.00	0.00	0.00	600,000.00	0.00
371-0000	Water/Sewer Services	20,483.10	271,254.00	7.55	20,483.10	271,254.00	7.55
385-0000	Unemployment Insurance	0.00	7,000.00	0.00	0.00	7,000.00	0.00
392-0000	License & Registrations	0.00	1,500.00	0.00	0.00	1,500.00	0.00
397-0000	Software Licensing	0.00	91,000.00	0.00	0.00	91,000.00	0.00
	Total Purchased Services	121,131.00	3,776,008.00	3.21	121,131.00	3,776,008.00	3.21
400	Supplies & Materials						
411-0000	Supplies-General	22,079.70	885,178.00	2.49	22,079.70	885,178.00	2.49
415-0000	Supplies-Computer	0.00	1,000.00	0.00	0.00	1,000.00	0.00
416-0000	Supplies-Athletic Fields	560.00	41,500.00	1.35	560.00	41,500.00	1.35
417-0000	Supplies-Uniform	0.00	43,000.00	0.00	0.00	43,000.00	0.00
418-0000	Supplies-B&G Schools	0.00	70,000.00	0.00	0.00	70,000.00	0.00
464-0000	Gasoline	199.63	37,000.00	.54	199.63	37,000.00	.54
465-0000	Natural Gas	39.51	508,294.00	.01	39.51	508,294.00	.01
466-0000	Electricity	243,573.58	3,246,211.00	7.50	243,573.58	3,246,211.00	7.50
481-0000	Equipment < \$500	0.00	29,000.00	0.00	0.00	29,000.00	0.00
482-0000	Parts-Transportation	334.68	17,000.00	1.97	334.68	17,000.00	1.97
485-0000	Supplies - Air Filters	0.00	52,100.00	0.00	0.00	52,100.00	0.00
486-0000	Supplies - Mop Heads Towels Ma	10,235.94	32,900.00	31.11	10,235.94	32,900.00	31.11
493-0000	Supplies-Equip Elec	11,921.46	190,000.00	6.27	11,921.46	190,000.00	6.27
494-0000	Supplies-Finishing Matl	5,602.45	253,500.00	2.21	5,602.45	253,500.00	2.21
495-0000	Supplies-Plumbing	3,738.41	74,000.00	5.05	3,738.41	74,000.00	5.05
496-0000	Supplies-Roofing	0.00	12,000.00	0.00	0.00	12,000.00	0.00
497-0000	Supplies-HVAC	13,607.73	300,000.00	4.54	13,607.73	300,000.00	4.54
498-0000	Supplies-Bagged Salt	0.00	30,000.00	0.00	0.00	30,000.00	0.00
499-0000	Supplies-Bulk Salt	0.00	45,000.00	0.00	0.00	45,000.00	0.00
	Total Supplies & Materials	311,893.09	5,867,683.00	5.32	311,893.09	5,867,683.00	5.32
500	Capital Outlay						
521-0000	Buildings	0.00	300,000.00	0.00	0.00	300,000.00	0.00
541-0000	Equipment	9,970.00	470,100.00	2.12	9,970.00	470,100.00	2.12
545-0000	Computer Equipment > \$500	0.00	45,000.00	0.00	0.00	45,000.00	0.00
	Total Capital Outlay	9,970.00	815,100.00	1.22	9,970.00	815,100.00	1.22
600	Other Objects						
641-0000	Dues & Fees	48.00	9,000.00	.53	48.00	9,000.00	.53

Income Statement

GL293 Date 09/09/21
Time 12:55

Company 20 - Operations & Maintenance Fund USD
Income Statement
For Period 1 Through 1 Ending July 31, 2021

Page 13

Fiscal Year 2022 Budget

2

Consolidated

Operations & Maintenance Fund

Consolidated

Account Nbr	Description	Period Amount	Period Budget	Pct Of Budget	Year To Date Amount	Year To Date Budget	Pct Of Budget
600	Other Objects						
	Total Other Objects	48.00	9,000.00	.53	48.00	9,000.00	.53
700	Transfers						
701-0000	Transfer Interest	0.00	818,178.00	0.00	0.00	818,178.00	0.00
702-0000	Transfer Principal	0.00	1,735,000.00	0.00	0.00	1,735,000.00	0.00
	Total Transfers	0.00	2,553,178.00	0.00	0.00	2,553,178.00	0.00
900	System Accounts						
750	Capital Outlay - Capitalized						
751-0000	Equipment < \$5000	554.99	243,644.00	.23	554.99	243,644.00	.23
755-0000	Computer Equipment < \$5000	0.00	1,000.00	0.00	0.00	1,000.00	0.00
	Total Capital Outlay - Capita	554.99	244,644.00	.23	554.99	244,644.00	.23
	Total System Accounts	554.99	244,644.00	.23	554.99	244,644.00	.23
	Total Expense	1,504,685.04	23,634,834.00	6.37	1,504,685.04	23,634,834.00	6.37
	Total Net Change in Fund Balan	908,112.37-	988,469.00	91.87-	908,112.37-	988,469.00	91.87-

Income Statement

GL293 Date 09/09/21
Time 12:55

Company 30 - Bond & Interest Fund
Income Statement
For Period 1 Through 1 Ending July 31, 2021

USD

Page 14

Fiscal Year 2022 Budget

2

Consolidated

Bond & Interest Fund

Consolidated

Account Nbr	Description	Period Amount	Period Budget	Pct Of Budget	Year To Date Amount	Year To Date Budget	Pct Of Budget
REVENUE							
LOCAL Revenue from Local Sources							
1111-0000	CUR YR General Levy	4.08	13,386,616.00	0.00	4.08	13,386,616.00	0.00
1112-0000	First PR YR General Levy	661,133.21	13,463,299.00	4.91	661,133.21	13,463,299.00	4.91
1511-0000	Interest on Investments	31.83	16,500.00	.19	31.83	16,500.00	.19
	Total Revenue from Local Sourc	661,169.12	26,866,415.00	2.46	661,169.12	26,866,415.00	2.46
	Total Revenue	661,169.12	26,866,415.00	2.46	661,169.12	26,866,415.00	2.46
EXPENSE							
300 Expense Purchased Services							
319-0000	Other Professional & Technical	0.00	18,000.00	0.00	0.00	18,000.00	0.00
	Total Purchased Services	0.00	18,000.00	0.00	0.00	18,000.00	0.00
600 Other Objects							
611-0000	Redemption of Principle	0.00	3,391,782.00	0.00	0.00	3,391,782.00	0.00
612-0000	Lease Purchase-Principle	1,390,800.73	3,125,801.00	44.49	1,390,800.73	3,125,801.00	44.49
621-0000	Interest	0.00	24,659,466.00	0.00	0.00	24,659,466.00	0.00
	Total Other Objects	1,390,800.73	31,177,049.00	4.46	1,390,800.73	31,177,049.00	4.46
700 Transfers							
701-0000	Transfer Interest	0.00	818,178.00-	0.00	0.00	818,178.00-	0.00
702-0000	Transfer Principal	0.00	3,125,801.00-	0.00	0.00	3,125,801.00-	0.00
	Total Transfers	0.00	3,943,979.00-	0.00	0.00	3,943,979.00-	0.00
	Total Expense	1,390,800.73	27,251,070.00	5.10	1,390,800.73	27,251,070.00	5.10
	Total Net Change in Fund Balan	729,631.61-	384,655.00-	189.68	729,631.61-	384,655.00-	189.68

Income Statement

Consolidated

Transportation Fund

Consolidated

Account Nbr	Description	Period Amount	Period Budget	Pct Of Budget	Year To Date Amount	Year To Date Budget	Pct Of Budget
REVENUE							
LOCAL Revenue from Local Sources							
1111-0000	CUR YR General Levy	1.28	4,395,846.00	0.00	1.28	4,395,846.00	0.00
1112-0000	First PR YR General Levy	208,184.62	4,280,982.00	4.86	208,184.62	4,280,982.00	4.86
1231-0000	Corporate Personal Property Re	0.00	366,709.00	0.00	0.00	366,709.00	0.00
1511-0000	Interest on Investments	423.90	7,300.00	5.81	423.90	7,300.00	5.81
1994-0000	Field Trips	14,168.82	186,000.00	7.62	14,168.82	186,000.00	7.62
	Total Revenue from Local Sourc	222,778.62	9,236,837.00	2.41	222,778.62	9,236,837.00	2.41
STATE Revenue from State Sources							
3500-0000	Transportation-Regular	863,435.30	3,480,103.00	24.81	863,435.30	3,480,103.00	24.81
3510-0000	Transportation-Special Ed	1,254,092.76	5,085,163.00	24.66	1,254,092.76	5,085,163.00	24.66
	Total Revenue from State Sourc	2,117,528.06	8,565,266.00	24.72	2,117,528.06	8,565,266.00	24.72
	Total Revenue	2,340,306.68	17,802,103.00	13.15	2,340,306.68	17,802,103.00	13.15
EXPENSE							
100 Expense							
Salaries							
115-0000	Non-Certified Supervision/Head	10,929.88	94,838.00	11.52	10,929.88	94,838.00	11.52
116-0000	Non-Certified Sec/Spec	4,756.02	42,186.00	11.27	4,756.02	42,186.00	11.27
132-0000	1.5 Overtime	0.00	100.00	0.00	0.00	100.00	0.00
148-0000	Extra Pay-Non-Certified	0.00	1,300.00	0.00	0.00	1,300.00	0.00
149-0000	Extra Pay-Certified	0.00	315,000.00	0.00	0.00	315,000.00	0.00
161-0000	Mileage Stipend	276.87	2,400.00	11.54	276.87	2,400.00	11.54
	Total Salaries	15,962.77	455,824.00	3.50	15,962.77	455,824.00	3.50
200 Employee Benefits							
211-0000	Teachers Retirement (TRS)	0.00	1,003.00	0.00	0.00	1,003.00	0.00
218-0000	THIS Fund Employer Contributio	0.00	1,750.00	0.00	0.00	1,750.00	0.00
221-0000	Life Insurance	22.86	217.00	10.53	22.86	217.00	10.53
222-0000	Medical Insurance	743.80	6,281.00	11.84	743.80	6,281.00	11.84
223-0000	Dental Insurance	150.28	1,400.00	10.73	150.28	1,400.00	10.73
224-0000	Vision Insurance	26.16	249.00	10.51	26.16	249.00	10.51
225-0000	Disability Insurance	15.84	139.00	11.40	15.84	139.00	11.40
	Total Employee Benefits	958.94	11,039.00	8.69	958.94	11,039.00	8.69
300 Purchased Services							
319-0000	Other Professional & Technical	0.00	6,057.00	0.00	0.00	6,057.00	0.00
321-0000	Sanitation Services	4,117.24	23,585.00	17.46	4,117.24	23,585.00	17.46
323-0000	Repair & Maintenance	2,223.96	35,836.00	6.21	2,223.96	35,836.00	6.21
325-0000	Rentals	0.00	32,891.00	0.00	0.00	32,891.00	0.00
331-0000	Pupil Transportation-General	21,568.98	1,123,380.00	1.92	21,568.98	1,123,380.00	1.92

Income Statement

GL293 Date 09/09/21
Time 12:55

Company 40 - Transportation Fund
Income Statement
For Period 1 Through 1 Ending July 31, 2021

USD

Page 16

Fiscal Year 2022 Budget

2

Consolidated

Transportation Fund

Consolidated

Account Nbr	Description	Period Amount	Period Budget	Pct Of Budget	Year To Date Amount	Year To Date Budget	Pct Of Budget
300	Purchased Services						
333-0000	District Travel	22.80	10,600.00	.22	22.80	10,600.00	.22
334-0000	Professional Meetings	0.00	615.00	0.00	0.00	615.00	0.00
336-0000	Pupil Transportation-Field Tri	0.00	384,293.00	0.00	0.00	384,293.00	0.00
341-0000	Postage & Shipping Charges	0.00	5,181.00	0.00	0.00	5,181.00	0.00
346-0000	Telephone - WAN and Internet	0.00	425.00	0.00	0.00	425.00	0.00
347-0000	Telephone-Cellular	60.70	772.00	7.86	60.70	772.00	7.86
353-0000	License & Registration	0.00	724.00	0.00	0.00	724.00	0.00
361-0000	Printing & Binding	0.00	8,950.00	0.00	0.00	8,950.00	0.00
371-0000	Water/Sewer Services	336.45	6,023.00	5.59	336.45	6,023.00	5.59
389-0000	Insurance-Fire-Theft-All Other	52,800.00	52,800.00	100.00	52,800.00	52,800.00	100.00
392-0000	License & Registrations	0.00	1,263.00	0.00	0.00	1,263.00	0.00
394-0000	Managment Fees-Transportation	0.00	14,541,782.00	0.00	0.00	14,541,782.00	0.00
	Total Purchased Services	81,130.13	16,235,177.00	.50	81,130.13	16,235,177.00	.50
400	Supplies & Materials						
411-0000	Supplies-General	0.00	11,435.00	0.00	0.00	11,435.00	0.00
462-0000	Oil	0.00	57,305.00	0.00	0.00	57,305.00	0.00
464-0000	Gasoline	0.00	966,137.00	0.00	0.00	966,137.00	0.00
465-0000	Natural Gas	.04-	11,943.00	0.00	.04-	11,943.00	0.00
482-0000	Parts-Transportation	0.00	9,607.00	0.00	0.00	9,607.00	0.00
	Total Supplies & Materials	.04-	1,056,427.00	0.00	.04-	1,056,427.00	0.00
500	Capital Outlay						
541-0000	Equipment	0.00	43,636.00	0.00	0.00	43,636.00	0.00
	Total Capital Outlay	0.00	43,636.00	0.00	0.00	43,636.00	0.00
	Total Expense	98,051.80	17,802,103.00	.55	98,051.80	17,802,103.00	.55
	Total Net Change in Fund Balan	2,242,254.88	0.00	0.00	2,242,254.88	0.00	0.00

Income Statement

GL293 Date 09/09/21
Time 12:55

Company 50 - Municipal Retirement Fund USD
Income Statement
For Period 1 Through 1 Ending July 31, 2021

Page 17

Fiscal Year 2022 Budget

2

Consolidated

Municipal Retirement Fund

Consolidated

Account Nbr	Description	Period Amount	Period Budget	Pct Of Budget	Year To Date Amount	Year To Date Budget	Pct Of Budget
REVENUE							
Revenue							
LOCAL Revenue from Local Sources							
1111-0000	CUR YR General Levy	.41	1,381,330.00	0.00	.41	1,381,330.00	0.00
1112-0000	First PR YR General Levy	66,848.91	1,345,355.00	4.97	66,848.91	1,345,355.00	4.97
1511-0000	Interest on Investments	237.97	5,800.00	4.10	237.97	5,800.00	4.10
Total Revenue from Local Sourc		67,087.29	2,732,485.00	2.46	67,087.29	2,732,485.00	2.46
Total Revenue		67,087.29	2,732,485.00	2.46	67,087.29	2,732,485.00	2.46
EXPENSE							
Expense							
200 Employee Benefits							
212-0000	Municipal Retirement (IMRF)	215,043.30	2,648,437.00	8.12	215,043.30	2,648,437.00	8.12
Total Employee Benefits		215,043.30	2,648,437.00	8.12	215,043.30	2,648,437.00	8.12
Total Expense		215,043.30	2,648,437.00	8.12	215,043.30	2,648,437.00	8.12
Total Net Change in Fund Balan		147,956.01-	84,048.00	176.04-	147,956.01-	84,048.00	176.04-

Income Statement

GL293 Date 09/09/21
Time 12:55

Company 51 - Social Security/Medicare Fund USD
Income Statement
For Period 1 Through 1 Ending July 31, 2021

Page 18

Fiscal Year 2022 Budget

2

Consolidated

Social Security/Medicare Fund Consolidated

Account Nbr	Description	Period Amount	Period Budget	Pct Of Budget	Year To Date Amount	Year To Date Budget	Pct Of Budget
REVENUE							
Revenue							
LOCAL							
Revenue from Local Sources							
1151-0000	CUR YR Soc Sec/Medicare Levy	.47	1,616,469.00	0.00	.47	1,616,469.00	0.00
1152-0000	First PR YR Soc Sec/Medicare L	76,398.25	1,574,231.00	4.85	76,398.25	1,574,231.00	4.85
1231-0000	Corporate Personal Property Re	0.00	500,000.00	0.00	0.00	500,000.00	0.00
1511-0000	Interest on Investments	70.68	1,600.00	4.42	70.68	1,600.00	4.42
Total Revenue from Local Sourc		76,469.40	3,692,300.00	2.07	76,469.40	3,692,300.00	2.07
Total Revenue		76,469.40	3,692,300.00	2.07	76,469.40	3,692,300.00	2.07
EXPENSE							
Expense							
200							
Employee Benefits							
213-0000	Federal Insurance Contribution	133,568.54	1,882,769.00	7.09	133,568.54	1,882,769.00	7.09
214-0000	Medicare Only	64,583.96	2,304,448.00	2.80	64,583.96	2,304,448.00	2.80
Total Employee Benefits		198,152.50	4,187,217.00	4.73	198,152.50	4,187,217.00	4.73
Total Expense		198,152.50	4,187,217.00	4.73	198,152.50	4,187,217.00	4.73
Total Net Change in Fund Balan		121,683.10-	494,917.00-	24.59	121,683.10-	494,917.00-	24.59

Income Statement

GL293 Date 09/09/21
Time 12:55

Company 60 - Site & Construction Fund USD
Income Statement
For Period 1 Through 1 Ending July 31, 2021

Page 19
2

Fiscal Year 2022 Budget

Consolidated

Site & Construction Fund

Consolidated

Account Nbr	Description	Period Amount	Period Budget	Pct Of Budget	Year To Date Amount	Year To Date Budget	Pct Of Budget
REVENUE							
LOCAL	Revenue from Local Sources						
1511-0000	Interest on Investments	15,154.77	90,000.00	16.84	15,154.77	90,000.00	16.84
	Total Revenue from Local Sourc	15,154.77	90,000.00	16.84	15,154.77	90,000.00	16.84
	Total Revenue	15,154.77	90,000.00	16.84	15,154.77	90,000.00	16.84
EXPENSE							
500	Expense Capital Outlay						
521-0000	Buildings	26,212.67	23,637,664.00	.11	26,212.67	23,637,664.00	.11
	Total Capital Outlay	26,212.67	23,637,664.00	.11	26,212.67	23,637,664.00	.11
	Total Expense	26,212.67	23,637,664.00	.11	26,212.67	23,637,664.00	.11
	Total Net Change in Fund Balan	11,057.90-	23,547,664.00-	.05	11,057.90-	23,547,664.00-	.05

Income Statement

GL293 Date 09/09/21
Time 12:55

Company 61 - Impact Fees Fund
Income Statement
For Period 1 Through 1 Ending July 31, 2021

USD

Page 20

Fiscal Year 2022 Budget

2

Consolidated

Impact Fees Fund

Consolidated

Account Nbr	Description	Period Amount	Period Budget	Pct Of Budget	Year To Date Amount	Year To Date Budget	Pct Of Budget
REVENUE							
Revenue							
LOCAL Revenue from Local Sources							
1511-0000	Interest on Investments	816.53	20,000.00	4.08	816.53	20,000.00	4.08
1931-0000	Impact Fees-East Dundee/West D	5,904.00	175,398.00	3.37	5,904.00	175,398.00	3.37
1937-0000	Impact Fees-Hampshire	0.00	23,167.00	0.00	0.00	23,167.00	0.00
1939-0000	Impact Fees-Algonquin/Carpente	0.00	200,000.00	0.00	0.00	200,000.00	0.00
1941-0000	Technology E-Rate Revenue	0.00	101,435.00	0.00	0.00	101,435.00	0.00
	Total Revenue from Local Sourc	6,720.53	520,000.00	1.29	6,720.53	520,000.00	1.29
	Total Revenue	6,720.53	520,000.00	1.29	6,720.53	520,000.00	1.29
EXPENSE							
Expense							
	Total Net Change in Fund Balan	6,720.53	520,000.00	1.29	6,720.53	520,000.00	1.29

Income Statement

GL293 Date 09/09/21
Time 12:55

Company 70 - Working Capital Fund
Income Statement
For Period 1 Through 1 Ending July 31, 2021

USD

Page 21

Fiscal Year 2022 Budget

2

Consolidated

Working Capital Fund

Consolidated

Account Nbr	Description	Period Amount	Period Budget	Pct Of Budget	Year To Date Amount	Year To Date Budget	Pct Of Budget
REVENUE							
Revenue							
LOCAL Revenue from Local Sources							
1111-0000	CUR YR General Levy	0.00	2,019.00	0.00	0.00	2,019.00	0.00
1112-0000	First PR YR General Levy	97.60	1,967.00	4.96	97.60	1,967.00	4.96
1511-0000	Interest on Investments	2,176.35	53,000.00	4.11	2,176.35	53,000.00	4.11
Total Revenue from Local Sourc		2,273.95	56,986.00	3.99	2,273.95	56,986.00	3.99
Total Revenue		2,273.95	56,986.00	3.99	2,273.95	56,986.00	3.99
EXPENSE							
Expense							
Total Net Change in Fund Balan		2,273.95	56,986.00	3.99	2,273.95	56,986.00	3.99

Income Statement

GL293 Date 09/09/21
Time 12:55

Company 80 - Tort Immunity Fund
Income Statement
For Period 1 Through 1 Ending July 31, 2021

USD

Page 22

Fiscal Year 2022 Budget

2

Consolidated

Tort Immunity Fund

Consolidated

Account Nbr	Description	Period Amount	Period Budget	Pct Of Budget	Year To Date Amount	Year To Date Budget	Pct Of Budget
REVENUE							
Revenue							
LOCAL Revenue from Local Sources							
1121-0000	CUR YR Tort Immunity Levy	47,749.35	1,010,234.00	4.73	47,749.35	1,010,234.00	4.73
1122-0000	First PR YR Tort Immunity Levy	0.00	983,909.00	0.00	0.00	983,909.00	0.00
1511-0000	Interest on Investments	0.00	200.00	0.00	0.00	200.00	0.00
Total Revenue from Local Sourc		47,749.35	1,994,343.00	2.39	47,749.35	1,994,343.00	2.39
Total Revenue		47,749.35	1,994,343.00	2.39	47,749.35	1,994,343.00	2.39
EXPENSE							
Expense							
300 Purchased Services							
382-0000	Fidelity Bond Premiums	2,150.00	19,688.00	10.92	2,150.00	19,688.00	10.92
383-0000	Worker's Compensation Insuranc	1,123,224.00	1,123,221.00	100.00	1,123,224.00	1,123,221.00	100.00
389-0000	Insurance-Fire-Theft-All Other	930,842.00	954,285.00	97.54	930,842.00	954,285.00	97.54
Total Purchased Services		2,056,216.00	2,097,194.00	98.05	2,056,216.00	2,097,194.00	98.05
Total Expense		2,056,216.00	2,097,194.00	98.05	2,056,216.00	2,097,194.00	98.05
Total Net Change in Fund Balan		2,008,466.65-	102,851.00-1952.79		2,008,466.65-	102,851.00-1952.79	

**Pcard
Statement
Posting Date
August 2021**

	Merchant	Transaction Amount	Comments
7/20/2021	1-800-Flowers.Com,inc.	167.82	STAFF
7/12/2021	Adobe 800-833-6687	29.99	STAFF
8/5/2021	Adobe Inc	9.99	STAFF
8/2/2021	Aldi 40029	37.46	STAFF
7/21/2021	All Tile Inc Ccs Rockf	540.27	BG
7/22/2021	All Tile Inc Ccs Rockf	496.80	BG
8/5/2021	Amzn Mktp US 2p6wn6df1	23.94	STAFF
7/26/2021	Arbys 763	16.88	STAFF
7/14/2021	Asbo	760.00	STAFF
7/15/2021	Asbo	1130.00	STAFF
7/16/2021	Att Bill Payment	3241.78	AP BOARD APPROVED
8/2/2021	B&h Photo 800-606-6969	1034.66	STAFF
8/4/2021	B&h Photo 800-606-6969	-222.55	STAFF
8/5/2021	B&h Photo 800-606-6969	-74.42	STAFF
7/9/2021	Base Solutions Retail	144.99	BG
7/19/2021	Batteries Plus #0456	1037.76	BG
8/2/2021	Batteries Plus #0456	84.62	BG
7/8/2021	Bed Bath & Beyond #190	170.89	STAFF
8/5/2021	Beef Shack	204.82	STAFF
8/3/2021	Berlands Inc	509.95	BG
8/5/2021	Bp#8974743lucky Gasqps	10.22	BG
8/5/2021	Bp#8974743lucky Gasqps	29.88	BG
7/20/2021	Buck Bros Inc	35.56	BG
7/23/2021	Butcher On The Block	88.30	STAFF
7/29/2021	Butcher On The Block	200.00	STAFF
7/15/2021	C & L Rentals	421.99	BG
7/26/2021	Cafe Roma	153.40	STAFF
7/20/2021	Cassidy Tire And Servi	150.00	BG
7/26/2021	Chipotle 3482	12.69	STAFF
7/27/2021	Comcast Business	7500.00	AP BOARD APPROVED
8/5/2021	Comfort Suites Elgin	555.18	TRAVEL
7/19/2021	Countrydonuts	57.23	STAFF
7/23/2021	Countrydonuts	34.34	STAFF
8/5/2021	Dogfather Hot Dogs	145.00	STAFF
7/7/2021	Dollar Tree	32.00	STAFF
7/29/2021	Dollar Tree	6.00	STAFF
8/2/2021	Dollar Tree	22.00	STUDENT
8/4/2021	Dollar Tree	41.00	STUDENT
7/14/2021	Dollar Tree, Inc.	96.39	STUDENT
7/28/2021	Dollar Tree, Inc.	25.10	STAFF
8/2/2021	Dollar Tree, Inc.	-9.51	STAFF
7/14/2021	Doubletree Ab Lincoln	213.30	TRAVEL
7/27/2021	Dsi Software	118.90	STAFF
7/8/2021	Dunkin #353718 Q35	60.00	STUDENT
7/20/2021	Dunkin #353988 Q35	56.96	STAFF
7/19/2021	Eai Education	2361.80	STUDENT
7/26/2021	Eai Education	243.85	STUDENT
8/2/2021	Eai Education	1150.50	STUDENT
7/13/2021	Eds Rental And Sales	195.50	BG

7/15/2021	Eds Rental And Sales	166.75	BUILDING
8/5/2021	Eds Rental And Sales	55.68	BG
7/16/2021	Edweek Digital Oped	35.00	STAFF
8/3/2021	Edweek Std Digital	29.00	STAFF
7/23/2021	Eig Constantcontact.Co	70.00	STAFF
7/29/2021	Einstein Bros Bagels24	29.98	STAFF
7/26/2021	Einstein Bros-Online C	194.22	BG
7/26/2021	El Fuego	71.55	STAFF
8/2/2021	Elgin Key & Lock Co In	114.19	BG
8/3/2021	Elgin Key & Lock Co In	14.42	BG
8/4/2021	Elgin Key & Lock Co In	108.39	BG
7/16/2021	Etahand2mind	1189.65	STUDENT
7/19/2021	Etahand2mind	832.65	STUDENT
7/22/2021	Fairway Golf Cars	169.00	BG
7/26/2021	Fedex 281756348574	42.75	POSTAGE
7/26/2021	Fedex 92764538	289.30	POSTAGE
7/30/2021	Fedex 92890345	18.47	POSTAGE
7/26/2021	Fedex Offic15900015925	108.00	STUDENT
7/16/2021	Ferguson Ent #1123	269.43	BG
7/20/2021	Ferguson Ent #1123	154.43	BG
7/22/2021	Ferguson Ent #1123	24.52	BG
7/26/2021	Ferguson Ent #1123	11.95	BG
7/30/2021	Ferguson Ent #1123	59.73	BG
7/30/2021	Ferguson Ent #1123	71.38	BG
8/5/2021	Ferguson Ent #1123	185.69	BG
7/28/2021	Frame.io Pro Plan	264.00	STAFF
7/14/2021	Freshworks Inc	912.00	STAFF
7/8/2021	G.W. Berkheimer Eg	328.60	BG
7/8/2021	G.W. Berkheimer Eg	5.36	BG
7/14/2021	G.W. Berkheimer Eg	10.71	BG
7/15/2021	Gensburg Calandriello	10200.00	AP BOARD APPROVED
8/5/2021	Gensburg Calandriello	6000.00	AP BOARD APPROVED
8/2/2021	Google Cloud_00c3b7-3	6.48	STAFF
7/7/2021	Grainger	18.82	BUILDING
7/30/2021	Grainger	118.43	BG
7/20/2021	Grammarly Cofcqmexx	139.95	STAFF
7/15/2021	Grammarly Cogpgx3xo	139.95	STAFF
7/14/2021	Grammarly Cozxe5wdg	144.00	STAFF
8/2/2021	Gryphon House Inc	2545.20	STAFF
7/8/2021	Gustave A Larson Compa	97.13	BG
7/12/2021	Gustave A Larson Compa	6.44	BG
7/13/2021	Gustave A Larson Compa	187.80	BG
7/13/2021	Gustave A Larson Compa	215.74	BG
7/14/2021	Gustave A Larson Compa	99.79	BG
7/16/2021	Gustave A Larson Compa	157.37	BG
7/19/2021	Gustave A Larson Compa	115.22	BG
7/19/2021	Gustave A Larson Compa	126.76	BG
7/21/2021	Gustave A Larson Compa	164.64	BG
7/28/2021	Gustave A Larson Compa	143.10	BG
7/30/2021	Gustave A Larson Compa	40.07	BG
8/3/2021	Gustave A Larson Compa	35.82	BG
7/15/2021	Hampshire Napa	10.27	BUILDING
7/8/2021	Harbor Freight Tools 4	76.95	BG
7/26/2021	Illinois Association O	750.00	STAFF
7/22/2021	Jersey Mikes 27059	72.06	STAFF
7/9/2021	Jewel Osco 1256	50.00	STAFF
7/19/2021	Jewel Osco 1306	24.97	STAFF

7/9/2021	Jewel Osco 2310	98.65	STUDENT
7/19/2021	Jewel Osco 3487	3.32	STAFF
7/27/2021	Jimmy Johns - 1826	128.56	STAFF
7/8/2021	Jimmy Johns - 836 - Ec	195.76	STUDENT
7/27/2021	Jimmy Johns - 836 - Mo	113.09	STAFF
7/9/2021	Jimmy Johns # 466 - M	114.97	STAFF
8/3/2021	Jimmy Johns # 466 - M	89.86	STAFF
8/3/2021	Jimmy Johns # 466 - M	61.74	STAFF
8/4/2021	Jimmy Johns # 500 - M	141.16	STAFF
7/12/2021	Joann Stores #2465	308.76	FACS
7/28/2021	Jotform Inc.	195.00	STAFF
7/8/2021	Lowes #01739	89.96	BG
7/14/2021	McAlisters Deli 10134	165.81	STAFF
8/5/2021	McAlisters Deli 10134	100.47	STAFF
7/23/2021	McAlisters Mm 101345	251.29	STAFF
7/26/2021	McDonalds F13651	95.80	BG
7/26/2021	McMaster-Carr	111.80	BG
7/26/2021	Meijer # 206	22.34	STAFF
7/12/2021	Menards Carpentersvill	7.37	BUILDING
7/14/2021	Menards Carpentersvill	5.99	BG
7/14/2021	Menards Carpentersvill	9.38	BUILDING
7/15/2021	Menards Carpentersvill	29.95	BUILDING
7/16/2021	Menards Carpentersvill	2.68	BG
7/16/2021	Menards Carpentersvill	142.67	BG
7/16/2021	Menards Carpentersvill	33.97	BG
7/16/2021	Menards Carpentersvill	65.79	BUILDING
7/19/2021	Menards Carpentersvill	139.91	BG
7/19/2021	Menards Carpentersvill	14.72	BG
7/19/2021	Menards Carpentersvill	2.98	BG
7/19/2021	Menards Carpentersvill	135.23	BUILDING
7/21/2021	Menards Carpentersvill	23.15	BG
7/21/2021	Menards Carpentersvill	19.47	BG
7/22/2021	Menards Carpentersvill	31.04	BG
7/22/2021	Menards Carpentersvill	19.92	BG
7/22/2021	Menards Carpentersvill	135.62	BUILDING
7/23/2021	Menards Carpentersvill	49.21	BG
7/23/2021	Menards Carpentersvill	19.98	BG
7/23/2021	Menards Carpentersvill	49.29	BG
7/28/2021	Menards Carpentersvill	11.20	BUILDING
7/28/2021	Menards Carpentersvill	193.97	STUDENT
7/29/2021	Menards Carpentersvill	70.44	BUILDING
7/30/2021	Menards Carpentersvill	114.89	BG
7/30/2021	Menards Carpentersvill	135.99	BG
8/2/2021	Menards Carpentersvill	61.76	BG
8/2/2021	Menards Carpentersvill	34.96	BUILDING
8/4/2021	Menards Carpentersvill	37.43	BG
8/4/2021	Menards Carpentersvill	180.26	BUILDING
8/5/2021	Menards Carpentersvill	887.20	BG
8/5/2021	Menards Carpentersvill	700.00	BG
8/5/2021	Menards Carpentersvill	64.12	BUILDING
8/3/2021	Menards Crystal Lake I	10.78	STAFF
8/2/2021	Menards Hanover Park I	37.40	STUDENT
8/5/2021	Menards Sycamore II	50.05	BUILDING
7/26/2021	Michaels Stores 4802	161.36	STUDENT
7/26/2021	Michaels Stores 4802	250.29	STUDENT
7/29/2021	Michaels Stores 4802	9.99	STAFF
7/26/2021	New China Restaurant O	27.20	STAFF

7/26/2021	Olive Garden 00011569	24.00	STAFF
7/12/2021	Olive Garden 0021156	176.23	STUDENT
7/8/2021	On The Border Algonqui	129.77	STAFF
7/26/2021	Otc Brands Inc	428.84	STAFF
7/7/2021	Panera Bread #203286 O	117.33	STAFF
7/8/2021	Panera Bread #203291 O	135.38	STAFF
7/15/2021	Panera Bread #203291 O	213.83	STAFF
7/9/2021	Panera Bread #203291 P	29.92	BG
8/2/2021	Panera Bread #204022 O	104.76	STAFF
7/9/2021	Panera Bread #204091 O	219.86	STUDENT
7/26/2021	Papa Saverios - Lake I	26.44	STAFF
7/8/2021	Party City 5318	19.90	STAFF
7/16/2021	Paypal Marshallmem	50.00	STAFF
7/15/2021	Pb Leasing	1336.26	AP BOARD APPROVED
7/15/2021	Pb Leasing	1401.84	AP BOARD APPROVED
7/29/2021	Pb Leasing	434.37	AP BOARD APPROVED
7/29/2021	Pb Leasing	827.10	AP BOARD APPROVED
8/2/2021	Penske Trk Lsg 609010	200.30	BG
7/9/2021	Pinstripes South Barri	75.00	STAFF
7/9/2021	Pinstripes South Barri	119.00	STAFF
7/9/2021	Pinstripes South Barri	314.00	STAFF
7/15/2021	Pitney Bowes Pi	189.00	AP BOARD APPROVED
7/20/2021	Porter Pipe & Supply	203.96	BG
7/22/2021	Porter Pipe & Supply	150.45	BG
7/26/2021	Porter Pipe & Supply	221.32	BG
8/2/2021	Precision P.T.	135.00	STUDENT
7/19/2021	Quickscrews Internatio	249.79	BUILDING
8/4/2021	Randall Oaks Golf Club	200.00	STUDENT
7/15/2021	Randall Roadhouse Tave	107.55	STAFF
7/19/2021	Randall Roadhouse Tave	150.89	STAFF
7/26/2021	Randall Roadhouse Tave	20.85	BUILDING
7/26/2021	Red Robin No 343	386.70	BG
8/2/2021	Red Wing Shoes #955	14.99	BG
7/7/2021	Reinke Supply Elgin	253.42	BG
7/12/2021	Rondo Enterprises Inc	67.08	BG
8/5/2021	Rosatis Pizza - Carpen	45.61	STAFF
7/26/2021	Rosatis Pizza Hampshir	30.84	STAFF
7/26/2021	Rosatis Pizza Hampshir	59.22	STAFF
7/26/2021	Rosatis Pizza Hampshir	48.76	STAFF
7/14/2021	Russo Power Equipment	44.69	BUILDING
7/7/2021	Sams Club #6339	78.38	STAFF
8/5/2021	Samsclub #6339	91.07	STAFF
7/29/2021	Samsclub.Com	500.46	STAFF
7/30/2021	Samsclub.Com	215.36	STAFF
8/2/2021	Shell Oil 12449160006	71.65	BG
7/7/2021	Sherwin Williams 70304	288.60	BG
7/8/2021	Sherwin Williams 70304	28.88	BG
7/14/2021	Sherwin Williams 70304	67.80	BUILDING
7/19/2021	Sherwin Williams 70304	28.54	BG
7/19/2021	Sherwin Williams 70304	58.77	BG
7/20/2021	Sherwin Williams 70304	56.74	BG
7/21/2021	Sherwin Williams 70304	57.72	BG
7/21/2021	Sherwin Williams 70304	128.43	BUILDING
7/23/2021	Sherwin Williams 70304	22.96	BG
7/27/2021	Sherwin Williams 70304	115.72	BG
8/2/2021	Sherwin Williams 70304	50.78	BG
8/2/2021	Sherwin Williams 70304	63.31	BUILDING

7/9/2021	Sherwin Williams 70320	118.59	BG
7/9/2021	Sherwin Williams 70320	169.28	BUILDING
7/7/2021	Smartsheet Inc.	1743.00	STAFF
7/27/2021	Sp Teachergeek	1029.24	STAFF
7/15/2021	Sq Authorized Food Eq	108.99	BG
7/26/2021	Sq Charles Fast Foods	30.97	BUILDING
7/26/2021	Sq Kane County Region	350.00	STAFF
7/8/2021	Steiner Elec Crystal L	146.51	BG
7/14/2021	Steiner Elec Crystal L	129.40	BG
7/22/2021	Steiner Elec Crystal L	28.88	BG
7/23/2021	Steiner Elec Crystal L	52.77	BG
7/29/2021	Steiner Elec Crystal L	51.30	BG
7/29/2021	Steiner Elec Crystal L	205.20	BG
7/19/2021	Steve Weiss Music Inc	154.65	STUDENT
7/26/2021	Subway 5651	43.72	STAFF
7/28/2021	Subway 6174	135.15	STAFF
7/7/2021	Target 00018010	20.00	STAFF
7/20/2021	Target 00018010	80.81	STAFF
7/22/2021	Target 00018010	-3.99	STAFF
7/23/2021	Target 00018010	143.28	STUDENT
7/23/2021	Target 00018010	351.27	STUDENT
8/3/2021	Target 00018010	14.37	BG
7/9/2021	Taylor Street Pizza	65.97	BG
7/23/2021	Taylor Street Pizza	49.07	STAFF
7/28/2021	Taylor Street Pizza	120.38	BG
7/8/2021	The Home Depot #1940	36.40	BG
7/8/2021	The Home Depot #1940	6.84	BG
7/8/2021	The Home Depot #1940	23.90	BG
7/8/2021	The Home Depot #1940	40.97	BG
7/9/2021	The Home Depot #1940	28.96	BG
7/9/2021	The Home Depot #1940	5.48	BG
7/9/2021	The Home Depot #1940	78.71	BG
7/12/2021	The Home Depot #1940	27.79	BG
7/12/2021	The Home Depot #1940	20.63	BG
7/12/2021	The Home Depot #1940	87.36	BG
7/14/2021	The Home Depot #1940	2.56	BG
7/15/2021	The Home Depot #1940	31.97	BG
7/16/2021	The Home Depot #1940	1.71	BG
7/16/2021	The Home Depot #1940	43.94	BG
7/21/2021	The Home Depot #1940	17.48	BG
7/21/2021	The Home Depot #1940	8.57	BG
7/22/2021	The Home Depot #1940	18.49	BG
7/23/2021	The Home Depot #1940	94.44	BG
7/23/2021	The Home Depot #1940	108.90	BG
7/26/2021	The Home Depot #1940	13.97	BG
7/26/2021	The Home Depot #1940	55.94	BG
7/26/2021	The Home Depot #1940	5.87	BG
7/26/2021	The Home Depot #1940	118.59	BUILDING
7/28/2021	The Home Depot #1940	31.76	BG
7/28/2021	The Home Depot #1940	39.97	BG
7/28/2021	The Home Depot #1940	117.44	BG
7/28/2021	The Home Depot #1940	12.00	BG
7/28/2021	The Home Depot #1940	577.18	BG
7/29/2021	The Home Depot #1940	40.72	BG
7/29/2021	The Home Depot #1940	15.94	BG
7/30/2021	The Home Depot #1940	190.64	BG
7/30/2021	The Home Depot #1940	54.92	BG

7/30/2021	The Home Depot #1940	109.65	BG
8/2/2021	The Home Depot #1940	29.82	BG
8/2/2021	The Home Depot #1940	92.70	BG
8/2/2021	The Home Depot #1940	10.24	BG
8/4/2021	The Home Depot #1940	229.34	BUILDING
8/4/2021	The Home Depot #1940	37.14	BG
8/4/2021	The Home Depot #1940	146.20	BG
8/4/2021	The Home Depot #1940	33.39	BUILDING
8/5/2021	The Home Depot #1940	10.09	BG
8/5/2021	The Home Depot #1940	184.73	BG
8/5/2021	The Home Depot #1940	175.95	STUDENT
7/8/2021	The Home Depot #1948	228.92	BUILDING
7/9/2021	The Home Depot #1948	35.90	BG
7/12/2021	The Home Depot #1948	51.26	BG
7/12/2021	The Home Depot #1948	36.41	BG
7/14/2021	The Home Depot #1948	11.76	BG
7/15/2021	The Home Depot #1948	254.79	BG
7/15/2021	The Home Depot #1948	-123.94	BUILDING
7/15/2021	The Home Depot #1948	113.71	BUILDING
7/15/2021	The Home Depot #1948	123.94	BUILDING
7/16/2021	The Home Depot #1948	216.82	BUILDING
7/16/2021	The Home Depot #1948	17.94	BUILDING
7/19/2021	The Home Depot #1948	134.97	BG
7/19/2021	The Home Depot #1948	48.40	BUILDING
7/21/2021	The Home Depot #1948	5.98	BG
7/21/2021	The Home Depot #1948	95.15	BUILDING
7/22/2021	The Home Depot #1948	151.17	BUILDING
7/22/2021	The Home Depot #1948	47.94	BUILDING
7/23/2021	The Home Depot #1948	10.39	BG
7/23/2021	The Home Depot #1948	76.94	BG
7/23/2021	The Home Depot #1948	36.62	BG
7/23/2021	The Home Depot #1948	23.32	BG
7/23/2021	The Home Depot #1948	146.20	BG
7/26/2021	The Home Depot #1948	109.65	BG
7/26/2021	The Home Depot #1948	254.44	BUILDING
7/26/2021	The Home Depot #1948	80.44	BUILDING
7/28/2021	The Home Depot #1948	73.10	BG
7/29/2021	The Home Depot #1948	63.00	BUILDING
7/29/2021	The Home Depot #1948	95.41	BUILDING
7/30/2021	The Home Depot #1948	10.18	BG
7/30/2021	The Home Depot #1948	186.06	BG
7/30/2021	The Home Depot #1948	40.55	BUILDING
8/2/2021	The Home Depot #1948	129.98	BG
8/2/2021	The Home Depot #1948	140.98	BG
8/2/2021	The Home Depot #1948	13.84	BG
8/2/2021	The Home Depot #1948	398.00	BG
8/4/2021	The Home Depot #1948	19.59	BG
8/5/2021	The Home Depot #1948	58.34	BG
8/5/2021	The Home Depot #1948	78.91	BUILDING
7/28/2021	The Home Depot #1964	232.26	STUDENT
7/9/2021	Trane Supply-112420	23.98	BG
7/12/2021	Trane Supply-112420	56.29	BG
7/12/2021	Trane Supply-112420	37.44	BG
7/14/2021	Trane Supply-112420	38.15	BG
7/14/2021	Trane Supply-112420	15.40	BG
7/19/2021	Trane Supply-112420	101.24	BG
7/19/2021	Trane Supply-112420	337.59	BG

7/19/2021	Trane Supply-112420	275.76	BG
7/19/2021	Trane Supply-112420	159.83	BG
7/26/2021	Trane Supply-112420	520.98	BG
7/29/2021	Trane Supply-112420	12.98	BG
8/5/2021	Trane Supply-112420	334.12	BG
8/4/2021	Tropical Smoothie II 0	149.72	STAFF
7/14/2021	Tst Algonquin Sub Sho	175.25	STAFF
7/15/2021	Tst Algonquin Sub Sho	10.25	STAFF
7/16/2021	Tst Algonquin Sub Sho	135.25	STAFF
7/26/2021	Tst Algonquin Sub Sho	25.50	BUILDING
8/2/2021	Tst Algonquin Sub Sho	113.13	STAFF
8/3/2021	Tst Algonquin Sub Sho	97.05	STAFF
8/5/2021	Tst Algonquin Sub Sho	189.25	STAFF
8/2/2021	Tst Golden Brunch	139.01	STUDENT
7/9/2021	Usps Po 1600960102	11.20	POSTAGE
7/14/2021	Usps Po 1600960102	33.60	POSTAGE
7/15/2021	Usps Po 1600960105	9.60	POSTAGE
7/30/2021	Usps Po 1613080110	275.00	POSTAGE
7/29/2021	Usps Po 1630600136	495.00	POSTAGE
7/23/2021	Usps Po 1633960140	24.55	POSTAGE
7/26/2021	Village Pizza & Pub	41.50	STAFF
7/26/2021	Village Pizza & Pub	128.00	STAFF
7/26/2021	Village Pizza & Pub	23.98	STAFF
7/19/2021	Village Squire Dundee	120.89	STUDENT
7/29/2021	Vzwriss My Vz Vb P	6259.93	AP BOARD APPROVED
7/22/2021	Wal-Mart #1413	12.88	STAFF
8/3/2021	Wal-Mart #1413	39.85	STAFF
7/8/2021	Wal-Mart #1531	33.92	STAFF
7/13/2021	Wal-Mart #1531	10.96	STUDENT
7/16/2021	Wal-Mart #1531	20.29	STAFF
7/23/2021	Wal-Mart #1531	81.54	STUDENT
7/27/2021	Wal-Mart #1531	18.46	STAFF
7/28/2021	Wal-Mart #1531	14.48	STAFF
8/4/2021	Wal-Mart #1531	14.91	STAFF
8/5/2021	Wal-Mart #1531	44.34	STAFF
8/5/2021	Wal-Mart #1531	38.86	BUILDING
8/5/2021	Wal-Mart #1531	192.47	STAFF
8/5/2021	Wal-Mart #3601	409.46	STAFF
7/21/2021	Wal-Mart #5060	63.32	STAFF
7/23/2021	Wal-Mart #5060	175.67	STUDENT
7/27/2021	Wal-Mart #5060	55.60	STAFF
7/28/2021	Wal-Mart #5060	23.88	STAFF
7/28/2021	Wal-Mart #5060	38.92	STAFF
7/12/2021	Walmart.Com Ax	46.96	STUDENT
7/14/2021	Walmart.Com Ay	93.99	STUDENT
7/23/2021	Walmart.Com Az	157.97	STUDENT
7/15/2021	Welch Bros Inc	310.80	BG
8/5/2021	West Side Electric Sup	148.12	BG
7/16/2021	Wm Supercenter #1413	124.28	STUDENT
8/5/2021	Wm Supercenter #1413	28.75	STAFF
7/26/2021	Wm Supercenter #1668	29.64	STAFF
7/29/2021	Wm Supercenter #5060	46.97	STAFF
8/2/2021	Wm Supercenter #5060	34.92	STUDENT
7/23/2021	Wwp Smithereen Pest Ma	910.00	AP BOARD APPROVED
7/29/2021	Wwp Smithereen Pest Ma	2000.00	AP BOARD APPROVED
8/3/2021	Www.latd.Net	250.00	STAFF
7/7/2021	Ziegler-Carpentersvill	27.48	BG

7/8/2021	Ziegler-Carpentersvill	35.92	BUILDING
7/14/2021	Ziegler-Carpentersvill	13.80	BG
7/19/2021	Ziegler-Carpentersvill	15.18	BG
7/22/2021	Ziegler-Carpentersvill	43.95	BUILDING
7/22/2021	Ziegler-Carpentersvill	7.99	BUILDING
7/27/2021	Ziegler-Carpentersvill	10.57	BG
7/27/2021	Ziegler-Carpentersvill	40.14	BG
7/30/2021	Ziegler-Carpentersvill	28.95	BG
7/30/2021	Ziegler-Carpentersvill	44.70	BUILDING
8/5/2021	Ziegler-Carpentersvill	3.00	BG
7/20/2021	Zieglers Ace Hdwe	4.59	BG
7/21/2021	Zieglers Ace Hdwe	21.54	BG
8/3/2021	Zieglers Ace Hdwe	6.16	BG
8/3/2021	Zieglers Ace Hdwe	2.46	BG
8/4/2021	Zieglers Ace Hdwe	7.52	BG
8/4/2021	Zieglers Ace Hdwe	10.99	BUILDING

TOTAL \$ 96,288.35

**ACTIVITY ACCOUNT SUMMARY
FOR MONTH OF: JULY 31, 2021**

	Month to Date			Year To Date			
	Month End Receipts	Month End Disbursements	Month End Activity	July 1, 2021 Beginning Book Balance	Year to Date Receipts	Year to Date Disbursements	Year to Date Book Balance
School							
Algonquin Lakes	\$ -	\$ -	\$ -	\$ 4,231	\$ -	\$ -	\$ 4,231
Algonquin M.S.	\$ 95.50	\$ 1,061.50	\$ (966)	\$ 13,500	\$ 96	\$ 1,062	\$ 12,534
Carpentersville M.S.	\$ -	\$ -	\$ -	\$ 23,542	\$ -	\$ -	\$ 23,542
DeLacey	\$ -	\$ -	\$ -	\$ 4,033	\$ -	\$ -	\$ 4,033
Dundee-Crown H.S.	\$ 4,716.96	\$ 200.00	\$ 4,517	\$ 208,443	\$ 4,717	\$ 200	\$ 212,960
Dundee Highlands	\$ -	\$ -	\$ -	\$ 2,902	\$ -	\$ -	\$ 2,902
Dundee M.S.	\$ 91.24	\$ 95.90	\$ (5)	\$ 153,726	\$ 91	\$ 96	\$ 153,721
Eastview	\$ -	\$ 163.21	\$ (163)	\$ 1,219	\$ -	\$ 163	\$ 1,056
Gary D Wright	\$ -	\$ 1,000.75	\$ (1,001)	\$ 8,858	\$ -	\$ 1,001	\$ 7,857
Gilberts	\$ -	\$ -	\$ -	\$ 3,092	\$ -	\$ -	\$ 3,092
Golfview	\$ -	\$ -	\$ -	\$ 4,574	\$ -	\$ -	\$ 4,574
Hampshire Elem	\$ -	\$ 651.00	\$ (651)	\$ 13,114	\$ -	\$ 651	\$ 12,463
Hampshire H.S.	\$ 20,587.72	\$ 8,341.85	\$ 12,246	\$ 193,018	\$ 20,588	\$ 8,342	\$ 205,264
Hampshire M.S.	\$ 1,001.37	\$ -	\$ 1,001	\$ 68,532	\$ 1,001	\$ -	\$ 69,533
H.D. Jacobs H.S.	\$ 23,935.10	\$ 5,700.64	\$ 18,234	\$ 141,021	\$ 23,935	\$ 5,701	\$ 159,255
Lake In The Hills	\$ -	\$ -	\$ -	\$ 5,866	\$ -	\$ -	\$ 5,866
Lakewood	\$ -	\$ -	\$ -	\$ 17,770	\$ -	\$ -	\$ 17,770
Liberty	\$ -	\$ -	\$ -	\$ 2,962	\$ -	\$ -	\$ 2,962
Lincoln Prairie	\$ -	\$ -	\$ -	\$ 3,935	\$ -	\$ -	\$ 3,935
Meadowdale	\$ (120.00)	\$ -	\$ (120)	\$ 1,796	\$ (120)	\$ -	\$ 1,676
Neubert	\$ -	\$ -	\$ -	\$ 2,976	\$ -	\$ -	\$ 2,976
Parkview	\$ -	\$ -	\$ -	\$ 2,856	\$ -	\$ -	\$ 2,856
Perry	\$ -	\$ -	\$ -	\$ 7,590	\$ -	\$ -	\$ 7,590
Sleepy Hollow	\$ -	\$ -	\$ -	\$ 988	\$ -	\$ -	\$ 988
Westfield	\$ 0.31	\$ 414.87	\$ (415)	\$ 45,883	\$ 0	\$ 415	\$ 45,468
Total	\$ 50,308	\$ 17,630	\$ 32,678	\$ 936,427	\$ 50,308	\$ 17,630	\$ 969,105

ACCOUNT ANALYSIS REPORT - SUMMARY

Date Range: 7/1/2021 through 7/31/2021

Account Range: ALL

ACCOUNT # AND DESCRIPTION	BEG BALANCE	INCOME	EXPENSE	TRANSFERS	BALANCE
Cash Accounts					
1000-00-10 Harris - Checking	4,231.14				4,231.14
Total Cash Accounts	4,231.14	0.00	0.00	0.00	4,231.14
Other Accounts					
200M-00-00 Special Ed	153.25				153.25
2018-00-00 Class of 2018	0.00				0.00
2019-00-00 Class of 2019	0.00				0.00
2020-00-00 Class of 2020	0.00				0.00
2021-00-00 Class of 2021	0.00				0.00
2022-00-00 Class of 2022	0.00				0.00
2023-00-00 Class of 2023	0.00				0.00
2024-00-00 Class of 2024	0.00				0.00
2025-00-00 Class of 2025	0.00				0.00
2026-00-00 Class of 2026	0.00				0.00
2027-00-00 Class of 2027	0.00				0.00
2028-00-00 Class of 2028	41.16			(41.16)	0.00
2029-00-00 Class of 2029	39.55				39.55
2030-00-00 Class of 2030	71.10				71.10
2031-00-00 Class of 2031	0.00				0.00
2032-00-00 Class of 2032	126.26				126.26
2033-00-00 Class of 2033	0.00				0.00
2034-00-00 Class of 2034	0.00				0.00
2090-10-00 Acting Club	51.46				51.46
2100-10-00 Book Club	0.00				0.00
2111-10-00 After School Band-INACTIVE	0.00				0.00
2140-10-00 4th and 5th Grade Chorus	0.00				0.00
2410-00-00 Culinary Kids 2/3	80.57				80.57
2410-10-00 Culinary Kids 4/5	0.00				0.00
2415-10-00 Science Club	10.31				10.31
2590-10-00 Lady Lions Running Club	4.04				4.04
2590-20-00 Boys Running Club	71.36				71.36
4100-00-00 A.M. Fitness Club - Inactive	0.00				0.00
4100-10-10 Fitness Club	899.05				899.05
4100-30-00 Other	0.00				0.00
4200-10-00 Birthday Books	85.00				85.00
4210-00-00 Holiday Creations	135.85				135.85
4300-00-00 Yearbook	1,778.80				1,778.80
5100-00-00 General Fund	384.82			41.16	425.98
5200-10-00 Relay for Life	0.00				0.00
5500-10-00 ALES Grant Awards	18.19				18.19
6000-00-00 Interest Income	280.37				280.37
Total Other Accounts	4,231.14	0.00	0.00	0.00	4,231.14

ACCOUNT ANALYSIS REPORT - SUMMARY

Date Range: 7/1/2021 through 7/31/2021

Account Range: ALL

ACCOUNT # AND DESCRIPTION	BEG BALANCE	INCOME	EXPENSE	TRANSFERS	BALANCE
Cash Accounts					
1000-00-00 DO NOT USE	0.00				0.00
1000-00-10 Harris - Checking	13,500.27	95.50	1,061.50		12,534.27
Total Cash Accounts	13,500.27	95.50	1,061.50	0.00	12,534.27
Other Accounts					
1500-00-00 Bank Corrections	0.00				0.00
2000-10-00 Student Council	666.83				666.83
2016-00-00 Class of 2016-Inactive	0.00				0.00
2017-00-00 Class of 2017-Inactive	0.00				0.00
2018-00-00 Class of 2018-Inactive	0.00				0.00
2019-00-00 Class of 2019	0.00				0.00
2020-00-00 Class of 2020	0.00				0.00
2021-00-10 Class of 2021	0.00				0.00
2022-00-00 Class of 2022	0.00				0.00
2023-00-00 Class of 2023	0.00				0.00
2024-00-00 Class of 2024	0.00				0.00
2025-00-00 Class of 2025	0.00				0.00
2026-00-00 Class of 2026	156.00				156.00
2027-00-00 Class of 2027	152.42				152.42
2028-00-00 Class of 2028	0.00				0.00
2110-10-00 Band	93.13				93.13
2140-10-00 Chorus	1,636.39				1,636.39
2150-30-00 Musical	2,677.69				2,677.69
2151-10-00 Music Club - ILMEA	2.00				2.00
2155-10-00 Orchestra	0.00				0.00
2220-10-00 Art Club	25.38				25.38
2230-10-00 Beta Club	1,672.18				1,672.18
2240-00-00 Baking Club	322.25				322.25
2251-10-00 Computer Ed. Club	0.00				0.00
2275-10-00 Outdoor Club	0.00				0.00
2290-00-17 Washington DC Trip 2018-2019	2.35				2.35
2391-10-00 AVID	130.26				130.26
2430-10-00 Special Ed Community Trips	5.50				5.50
2481-10-00 Yearbook - M.S.	0.00				0.00
2570-10-00 Battle of the Books	0.00				0.00
2580-30-00 Student Awards	0.00				0.00
2590-40-00 Relay for Life	0.00				0.00
3000-20-00 Sports Club	0.00				0.00
3010-10-00 Ski Club	0.00				0.00
3020-00-00 Wrestling	338.64				338.64
3100-10-00 Volleyball-7th grade	0.00				0.00
3100-20-00 Volleyball - 8th grade	1,188.46	95.50	1,061.50		222.46
3110-10-00 Cross Country	26.99				26.99
3210-00-00 Boys Basketball	79.88				79.88
3210-10-00 Girls Basketball	8.36				8.36
3230-10-00 Track and Field	24.36				24.36
3250-20-10 Poms	295.06				295.06
3350-20-10 Cheerleading	0.50				0.50
4100-10-00 PBIS	697.50				697.50
4100-20-00 Low Incidence Class Supplies	17.05				17.05
4100-30-00 General	9.60				9.60
4300-30-00 Staff Account	69.44				69.44
5110-10-00 D300 Honors Band Concert	1,365.67				1,365.67
5110-20-00 MB Jazz Ensembles	870.00				870.00

ACCOUNT ANALYSIS REPORT - SUMMARY

Date Range: 7/1/2021 through 7/31/2021

Account Range: ALL

ACCOUNT # AND DESCRIPTION	BEG BALANCE	INCOME	EXPENSE	TRANSFERS	BALANCE
5200-00-00 Physical Education Fund	966.38				966.38
6000-30-00 Interest Income	0.00				0.00
Total Other Accounts	13,500.27	95.50	1,061.50	0.00	12,534.27

ACCOUNT ANALYSIS REPORT - SUMMARY

Date Range: 7/1/2021 through 7/31/2021

Account Range: ALL

ACCOUNT # AND DESCRIPTION	BEG BALANCE	INCOME	EXPENSE	TRANSFERS	BALANCE
Cash Accounts					
1000-00-10 Harris - Checking	23,541.95				23,541.95
Total Cash Accounts	23,541.95	0.00	0.00	0.00	23,541.95
Other Accounts					
2000-10-00 Student Council	627.53				627.53
2015-00-10 Class of 2015-A	0.00				0.00
2015-00-20 Class of 2015-B	0.00				0.00
2015-00-30 Class of 2015-C	0.00				0.00
2016-00-10 Class of 2016-A	0.00				0.00
2016-00-20 Class of 2016-B	0.00				0.00
2016-00-30 Class of 2016-c	0.00				0.00
2017-00-00 Class of 2017	0.07				0.07
2018-00-00 Class of 2018	0.00				0.00
2019-00-00 Class of 2019	0.00				0.00
2020-00-00 Class of 2020	0.84				0.84
2021-00-00 Class of 2021	0.00				0.00
2022-00-00 Class of 2022	0.00				0.00
2023-00-00 Class of 2023	13.85				13.85
2024-00-00 Class of 2024	205.85				205.85
2025-00-00 Class of 2025	0.00				0.00
2026-00-00 Class of 2026	0.00				0.00
2027-00-00 Class of 2027	0.00				0.00
2028-00-00 Class of 2028	0.00				0.00
2105-00-00 Man in Demand/Dare to be Rare	447.56				447.56
2110-10-00 Music	2,266.00				2,266.00
2110-20-00 MB Jazz	420.00				420.00
2111-10-00 Title Field Trips All Grades	0.00				0.00
2120-10-00 Drama	1,256.70				1,256.70
2140-10-00 Chorus	945.75				945.75
2221-10-00 Art Club	10.00				10.00
2230-10-00 Beta Club	534.75				534.75
2240-00-00 PBIS	0.00				0.00
2481-10-00 Yearbook	108.56				108.56
2499-30-00 School Store	0.00				0.00
2590-40-00 Relay for Life	2.00				2.00
2670-20-00 Book Fair	13.14				13.14
3250-20-10 Poms	3,806.14				3,806.14
3350-20-10 Cheerleading	4,676.57				4,676.57
4101-30-00 AVID	6,208.87				6,208.87
4210-20-00 General	0.00				0.00
4300-30-00 Sunshine	709.83				709.83
6000-00-00 Interest	1,287.94				1,287.94
Total Other Accounts	23,541.95	0.00	0.00	0.00	23,541.95

ACCOUNT ANALYSIS REPORT - SUMMARY

Date Range: 7/1/2021 through 7/31/2021

Account Range: ALL

ACCOUNT # AND DESCRIPTION	BEG BALANCE	INCOME	EXPENSE	TRANSFERS	BALANCE
Cash Accounts					
1000-00-10 Harris Cash Account	4,032.71				4,032.71
Total Cash Accounts	4,032.71	0.00	0.00	0.00	4,032.71
Other Accounts					
4500-10-00 Box Top Label Collection	0.89				0.89
4600-30-00 Postage	0.00				0.00
4700-00-00 Pyramid Model Committee	228.41				228.41
5100-00-00 General Student Activities	350.22				350.22
5110-00-00 Birth to 3 Program	336.56				336.56
5200-00-00 PBIS	2,558.13				2,558.13
5300-00-00 Relay for Life	485.44				485.44
5400-00-00 deLacey Diaper Drive	24.19				24.19
6000-00-00 Interest Income	48.87				48.87
Total Other Accounts	4,032.71	0.00	0.00	0.00	4,032.71

ACCOUNT ANALYSIS REPORT - SUMMARY

Date Range: 7/1/2021 through 7/31/2021

Account Range: ALL

ACCOUNT # AND DESCRIPTION	BEG BALANCE	INCOME	EXPENSE	TRANSFERS	BALANCE
Cash Accounts					
1000-00-00 Amcore Activity Checking Acct	0.00				0.00
1000-00-10 Harris - Checking	208,443.10	4,716.86	200.00		212,959.96
Total Cash Accounts	208,443.10	4,716.86	200.00	0.00	212,959.96
Other Accounts					
1000-10-10 Banking Corrections	10.00				10.00
2000-10-00 Student Council	34,221.57				34,221.57
2009-00-00 Class of 2009	0.00				0.00
2010-00-00 Class of 2010	0.00				0.00
2011-00-00 Class of 2011	0.00				0.00
2012-00-00 Class of 2012	0.00				0.00
2013-00-00 Class of 2013	0.00				0.00
2014-00-00 Class of 2014	0.00				0.00
2015-00-00 Class of 2015	0.00				0.00
2016-00-00 Class of 2016	0.00				0.00
2017-00-00 Class of 2017	0.00				0.00
2018-00-00 Class of 2018	0.00				0.00
2019-00-00 Class of 2019	0.00				0.00
2020-00-00 Class of 2020	0.00				0.00
2021-00-00 Class of 2021	0.00				0.00
2022-00-00 Class of 2022	0.00				0.00
2023-00-00 Class of 2023	0.00				0.00
2024-00-00 Class of 2024	0.00				0.00
2095-10-00 Animation Club	209.42				209.42
2110-10-00 Instrumental Music	1,660.94				1,660.94
2113-10-00 Band Trip	0.00				0.00
2120-10-00 Drama Club	20,723.55				20,723.55
2120-20-00 Musical Account	24,222.31				24,222.31
2130-10-00 Auditorium	0.00				0.00
2140-10-00 Choral Music	5,971.88				5,971.88
2145-30-00 D300 Music Festival	0.00				0.00
2145-50-00 Orchestra	3,455.34				3,455.34
2151-10-00 Music Dept.-INACTIVE	0.00				0.00
2156-10-00 PROM	0.00				0.00
2200-10-00 Amnesty International	0.00				0.00
2210-30-00 Anatomy FT Fund - Inactive	0.00				0.00
2219-10-00 Adelante Club	289.27				289.27
2220-10-00 Art Club	0.00				0.00
2222-10-00 Ceramics	0.00				0.00
2223-10-00 Charger Pride-Student Incentiv	0.00				0.00
2223-20-00 Charger Pride-Staff	9,197.06				9,197.06
2224-10-00 Choir - DCHS	0.00				0.00
2225-10-00 Chemistry Club	0.00				0.00
2230-10-00 Beta Club	976.26				976.26
2235-10-00 SAFE	4,390.24				4,390.24
2240-10-00 Black History Club	0.00				0.00
2252-10-00 Culinary	1,721.08				1,721.08
2255-10-00 Construction Club	0.00				0.00
2256-10-00 DC1 Heart Dance	66.75				66.75
2256-10-10 DC Steppers	0.00				0.00
2256-10-20 New Generation Dance	0.00				0.00
2256-10-30 Latin Dancing	175.00				175.00
2257-10-00 Earth/Space Club/Field Trips-I	0.00				0.00
2258-10-00 English Department	0.00				0.00

ACCOUNT ANALYSIS REPORT - SUMMARY

Date Range: 7/1/2021 through 7/31/2021

Account Range: ALL

ACCOUNT # AND DESCRIPTION	BEG BALANCE	INCOME	EXPENSE	TRANSFERS	BALANCE
2259-10-10 Electricity Fund	1,452.24				1,452.24
2260-10-00 Industrial Ed Club	524.84				524.84
2261-10-10 Ukulele Club	0.00				0.00
2263-10-00 Rotary Interact	1,186.16				1,186.16
2270-10-00 Enviro Science FT-Inactive	0.00				0.00
2275-10-00 Field Trips - Science	3,080.32				3,080.32
2276-10-00 Field Trips	0.00				0.00
2280-10-00 Environmental Grants Fund	250.39				250.39
2282-10-00 GirlUp	470.83				470.83
2285-10-00 Recycling Club	500.00				500.00
2290-10-00 Library Club	0.00				0.00
2300-10-00 ESL - English Second Language	80.50				80.50
2310-10-00 French Club	4,239.82				4,239.82
2320-10-00 German Club	0.00				0.00
2330-10-00 Spanish Club	0.00				0.00
2360-10-00 Gifted Club	0.00				0.00
2370-10-00 FACS Club	0.00				0.00
2375-10-00 Literary Arts Magazine	1,232.00				1,232.00
2380-10-00 Journalism Club - Inactive	0.00				0.00
2385-10-00 Poetry Club-Souls Spill Ink	667.57				667.57
2390-10-00 National Honor Society	2,247.51				2,247.51
2391-10-00 AVID	3,421.52				3,421.52
2395-00-00 Youth in Law	243.00				243.00
2400-10-00 Peer Mediation	0.00				0.00
2401-10-00 Conflict Mediation	0.00				0.00
2408-10-00 GSA/LGBT Support Group	226.59				226.59
2410-10-00 REACH	0.00				0.00
2420-10-00 SEA-Level	0.00				0.00
2439-00-00 Peer Tutoring	0.00				0.00
2439-10-00 Freshman Mentors	298.30				298.30
2440-10-00 Individual Speech Club	0.00				0.00
2450-10-00 Debate Team	2,251.74				2,251.74
2465-10-00 VOICES	0.00				0.00
2470-10-00 Year in Review Video	0.00				0.00
2480-10-00 Yearbook	0.00				0.00
2510-10-00 O.L.A.S.	0.00				0.00
2520-10-00 VFW Essay Contest	0.00				0.00
2526-10-00 Auto Shop	66.00				66.00
2530-10-00 Chess Club	0.00				0.00
2540-10-00 Bilingual Club	0.00				0.00
2550-10-00 Fishing Club	0.00				0.00
2590-20-00 Woodshop	535.00				535.00
2590-30-00 Color Run	0.00				0.00
2590-40-00 Relay for Life	688.95				688.95
2591-10-00 Fight the Stigma	256.25				256.25
2592-10-00 Minority Leadership	193.00				193.00
2618-10-10 Operation Click	2,386.00				2,386.00
2700-10-10 Work Program/School Store	0.00				0.00
2700-10-20 Work Program/Buttons/Store	1,342.99				1,342.99
2800-10-00 INCubator Grant - Business	12,792.37				12,792.37
2800-10-01 INCubator-POptime-INACTIVE	0.00				0.00
2800-10-02 INCubator-ToothpasteTab-INACTI	0.00				0.00
2800-10-05 INCubator -SnapCase-INACTIVE	0.00				0.00
2800-10-06 INCubator-Extra Hand-INACTIVE	0.00				0.00
2800-10-07 INCubator-Party Bag-INACTIVE	0.00				0.00

ACCOUNT ANALYSIS REPORT - SUMMARY

Date Range: 7/1/2021 through 7/31/2021

Account Range: ALL

ACCOUNT # AND DESCRIPTION	BEG BALANCE	INCOME	EXPENSE	TRANSFERS	BALANCE
2800-10-09 INCubator-Underground-INACTIVE	0.00				0.00
2800-10-10 INCubator-MaleBox-INACTIVE	0.00				0.00
2800-10-13 INCubator-FirstSTEP-INACTIVE	0.00				0.00
2800-10-14 INCubator - Poppin Party-INACT	0.00				0.00
3100-20-20 Baseball	1,397.26				1,397.26
3150-20-10 Softball	2,158.72				2,158.72
3200-20-10 Girls Basketball	2,126.16	320.00			2,446.16
3200-20-20 Boys Basketball	940.42				940.42
3210-20-10 Girls Bowling	558.81				558.81
3250-00-00 Dance Team (Poms)	543.06	4,395.00			4,938.06
3252-20-10 Winter Guard	0.00				0.00
3300-20-10 Girls Soccer	109.93				109.93
3300-20-20 Boys Soccer	2,658.31				2,658.31
3350-20-10 Cheerleading	7,601.35				7,601.35
3400-20-10 Girls Tennis	2,400.53				2,400.53
3400-20-20 Boys Tennis	4,771.04				4,771.04
3450-20-10 Girls Swimming	(128.05)				(128.05)
3500-20-10 Girls Track	2,387.79				2,387.79
3500-20-20 Boys Track	640.26				640.26
3600-20-10 Girls Golf	501.20				501.20
3600-20-20 Boys Golf	671.02				671.02
3650-20-10 Boys Lacrosse	1,002.51				1,002.51
3700-20-10 Football	1,702.28				1,702.28
3800-20-00 Cross Country	4,703.36				4,703.36
3850-20-00 Wrestling	7.40				7.40
3900-20-00 Volleyball	4,027.46		200.00		3,827.46
3999-20-00 Super Fans	592.72				592.72
4000-10-00 Sr. Class Gift	5,012.96				5,012.96
4100-30-00 General	7,404.17				7,404.17
4103-30-00 Coffee Club 2	0.00				0.00
4300-20-00 Sunshine Club/Staff Pride	471.07				471.07
4300-30-00 Guidance Fund	0.00				0.00
4405-30-00 Excel	0.00				0.00
4700-30-00 Scholarships	3,435.67				3,435.67
4750-10-00 Testing Prep	2,368.00				2,368.00
5000-10-10 Posadas Fundraiser	0.00				0.00
5000-30-00 Charger Golf Outing	0.00				0.00
5000-50-50 D300 United	0.00				0.00
5100-00-00 DO NOT USE	0.00				0.00
6000-00-00 Interest Income	453.13	1.86			454.99
Total Other Accounts	208,443.10	4,716.86	200.00	0.00	212,959.96

ACCOUNT ANALYSIS REPORT - SUMMARY

Date Range: 7/1/2021 through 7/31/2021

Account Range: ALL

ACCOUNT # AND DESCRIPTION	BEG BALANCE	INCOME	EXPENSE	TRANSFERS	BALANCE
Cash Accounts					
1000-00-10 Harris - Checking	2,901.73				2,901.73
Total Cash Accounts	2,901.73	0.00	0.00	0.00	2,901.73
Other Accounts					
2000-10-00 Student Council	183.00				183.00
200A-00-00 Kindergarten	0.00				0.00
2017-00-00 Class of 2017-Inactive	0.00				0.00
2018-00-00 Class of 2018-Inactive	0.00				0.00
2019-00-00 Class of 2019-Inactive	0.00				0.00
2020-00-00 Class of 2020-Inactive	0.00				0.00
2021-00-00 Class of 2021-Inactive	0.00				0.00
2021-10-00 Class of 2021 FT-Inactive	0.00				0.00
2022-00-00 Class of 2022-Inactive	0.00				0.00
2022-10-00 Class of 2022 FT-Inactive	0.00				0.00
2023-00-00 Class of 2023-Inactive	0.00				0.00
2023-10-00 Class of 2023 FT-Inactive	0.00				0.00
2024-00-00 Class of 2024	0.00				0.00
2024-10-00 Class of 2024 Field Trips	0.00				0.00
2025-00-00 Class of 2025	0.00				0.00
2025-10-00 Class of 2025 Field Trips	0.00				0.00
2026-00-00 Class of 2026	0.00				0.00
2026-10-00 Class of 2026 Field Trips	0.00				0.00
2027-00-00 Class of 2027	0.00				0.00
2027-10-00 Class of 2027 Field Trips	0.00				0.00
2028-00-00 Class of 2028	0.00				0.00
2028-10-00 Class of 2028 Field Trips	124.58				124.58
2029-00-00 Class of 2029	0.00				0.00
2029-10-00 Class of 2029 Field Trips	457.26				457.26
2030-00-00 Class of 2030	0.00				0.00
2030-10-00 Class of 2030 Field Trips	488.48				488.48
2031-00-00 Class of 2031	0.00				0.00
2031-10-00 Class of 2031 Field Trips	20.30				20.30
2216-00-00 White Pines	0.00				0.00
2550-10-00 Chorus	67.73				67.73
2560-30-00 Media Center	54.18				54.18
2590-40-00 Relay for Life	0.00				0.00
2618-40-00 Girls on the Run	0.00				0.00
4100-30-00 General Fund	180.88				180.88
4101-00-00 Field Trips	0.00				0.00
4200-10-00 Service Club	0.00				0.00
4300-30-00 Social Committee	163.66				163.66
5110-10-00 Spirit Wear - Students	0.00				0.00
5110-20-00 Spirit Wear - Faculty	0.00				0.00
5200-00-00 Fundraiser - Cookie Dough	0.00				0.00
5300-10-00 Fun Run	0.00				0.00
5310-00-00 iReady	1,074.05				1,074.05
5400-00-00 NED Assembly	0.00				0.00
6000-00-00 Interest Income	87.61				87.61
Total Other Accounts	2,901.73	0.00	0.00	0.00	2,901.73

ACCOUNT ANALYSIS REPORT - SUMMARY

Date Range: 7/1/2021 through 7/31/2021

Account Range: ALL

ACCOUNT # AND DESCRIPTION	BEG BALANCE	INCOME	EXPENSE	TRANSFERS	BALANCE
Cash Accounts					
1000-00-00 First American Bank Checking	0.00				0.00
1000-00-10 Harris - Checking	153,725.77	91.24	95.90		153,721.11
Total Cash Accounts	153,725.77	91.24	95.90	0.00	153,721.11
Other Accounts					
2000-10-00 Cardinal Council (Student)	2,886.24				2,886.24
2016-00-10 Class of 2016-A(DEL:2yr 15/16)	0.00				0.00
2016-00-20 Class of 2016-B(DEL:2yr 15/16)	0.00				0.00
2017-00-10 Class of 2017-A(DEL:2yr 15/16)	0.00				0.00
2017-00-20 Class of 2017-B(DEL:2yr 15/16)	0.00				0.00
2018-00-10 Class of 2018-A(DEL:2yr 16/17)	0.00				0.00
2018-00-20 Class of 2018-B(DEL:2yr 16/17)	0.00				0.00
2019-00-00 Class of 2019-A (9A 15/16)	0.00				0.00
2019-00-20 Class of 2019-B (9B 15/16)	0.00				0.00
2020-00-00 Class of 2020-A (8A 15/16)	0.00				0.00
2020-00-20 Class of 2020-B (8B 15/16)	0.00				0.00
2021-00-10 Class of 2021 - A	0.00				0.00
2021-00-20 Class of 2021 - B	0.00				0.00
2022-00-10 Class of 2022 - A	0.00				0.00
2022-00-20 Class of 2022 - B	0.00				0.00
2023-00-10 Class of 2023 - A	0.00				0.00
2023-00-20 Class of 2023 - B	0.00				0.00
2024-10-00 Class of 2024 - A	0.00				0.00
2024-20-00 Class of 2024 - B	0.00				0.00
2025-10-00 Class of 2025 - A	435.16				435.16
2025-20-00 Class of 2025 - B	544.19				544.19
2026-00-00 Class of 2026-A	811.02				811.02
2026-10-00 Class of 2026-B	752.41				752.41
2026-20-00 Class of 2026-C	216.54				216.54
2027-10-00 Class of 2027-A	128.31				128.31
2027-20-00 Class of 2027-B	183.19				183.19
20TG-00-00 Universal Team (PBIS)	3,188.33				3,188.33
20TY-00-00 Secondary Team	19.59				19.59
2110-10-00 Band	6,316.13				6,316.13
2130-10-00 Music Department	14,013.01				14,013.01
2140-10-00 Chorus/Vocal	7,695.05				7,695.05
2150-30-00 Musical/Ensembles	32,711.52				32,711.52
2155-10-00 Orchestra	14,693.59				14,693.59
2220-10-00 Art Club	3,318.15				3,318.15
2230-10-00 Beta Club	2,401.91				2,401.91
2380-10-00 Targeted Intervention Team	13.53				13.53
2391-10-00 AVID	5,733.47				5,733.47
2425-10-00 Exploratory/Spanish	446.34				446.34
2429-00-00 Mentoring	0.00				0.00
2430-10-00 Special Ed/Schiller(DEL:15/16)	0.00				0.00
2431-10-00 Life Program (SPED)	461.54				461.54
2433-10-00 Special Ed/Balletto (DEL:15/16)	0.00				0.00
2435-10-00 S.O.A.R.	1,906.72				1,906.72
2437-10-00 ELL/Eng.Lang.Learner(DEL16/17)	0.00				0.00
2481-10-00 Yearbook Club	771.88				771.88
2530-10-00 Chess Club	0.00				0.00
2560-30-00 Book Club	6.15				6.15
2570-30-00 IMC	630.17				630.17
2580-30-00 Incentive	0.00				0.00

ACCOUNT ANALYSIS REPORT - SUMMARY

Date Range: 7/1/2021 through 7/31/2021

Account Range: ALL

ACCOUNT # AND DESCRIPTION	BEG BALANCE	INCOME	EXPENSE	TRANSFERS	BALANCE
2590-10-00 Lions	16.11				16.11
2590-40-00 Relay for Life	400.73				400.73
2615-10-00 Midnight Mile	18,897.26				18,897.26
2619-10-00 Cardinal Care	662.84				662.84
2620-10-00 Scrapbook	102.00				102.00
2625-10-00 Schoolpalooza	517.22				517.22
2630-10-00 Ski Club	1,741.78				1,741.78
2631-10-00 Washington D.C. Trip	201.77				201.77
2635-10-00 Snowflake	1,331.31				1,331.31
2640-20-00 Science Fair Club - 7th grade	0.00				0.00
2640-30-00 Science Fair Club - 8th grade	0.00				0.00
2645-10-00 Homework Club	0.00				0.00
2650-10-00 Jazz Band	7.50				7.50
2655-10-00 Battle of the Books	5.30				5.30
2660-10-00 8th Grade Video(DEL:2yr16/17)	0.00				0.00
2665-10-00 Spelling Bee	21.34				21.34
2670-10-00 Robotics	523.00				523.00
2675-00-00 STEM	65.35				65.35
3000-20-00 Athletics (DEL:2yr 15/16)	0.00				0.00
3010-00-00 Ultimate Club	1,077.12				1,077.12
3207-20-10 Girls Basketball - 7th	35.71				35.71
3207-20-20 Boys Basketball - 7th	0.62				0.62
3208-20-10 Girl's Basketball - 8th	5.35				5.35
3208-20-20 Boy's Basketball - 8th	1.92				1.92
3250-20-10 Poms	21.36				21.36
3253-20-10 Intramural Basketball	82.06				82.06
3350-20-10 Cheerleading	31.80				31.80
3400-10-00 Color Guard	108.49				108.49
3500-10-00 Track - Boys	8.20				8.20
3500-20-00 Track - Girls	0.00				0.00
3500-20-10 Girls Track	356.93				356.93
3500-20-20 Boys Track	0.00				0.00
3600-10-00 Flag Football	199.97				199.97
3800-20-00 Cross Country	270.94				270.94
3800-20-10 Marathon Club - 6th Gr.CC Only	16.00				16.00
3840-10-00 Wiffle Ball	138.17				138.17
3850-20-00 Wrestling	183.92				183.92
3900-20-00 Volleyball	2.22				2.22
4100-30-00 General	409.98				409.98
4110-10-00 Outdoor Club	10,415.94				10,415.94
4210-00-00 Fall Play	5,530.87				5,530.87
4220-00-00 Street Ensemble	143.19				143.19
4230-00-00 Buddy Club	185.59				185.59
4300-30-00 Faculty (Social) Fund	136.00				136.00
4400-30-00 Fitness Club (PE)	5,615.26				5,615.26
4500-30-00 Flower Fund	306.20	90.00	95.90		300.30
6000-00-00 Interest Income	3,814.31	1.24			3,815.55
6000-10-00 Bank Corrections	(150.00)				(150.00)
Total Other Accounts	153,725.77	91.24	95.90	0.00	153,721.11

ACCOUNT ANALYSIS REPORT - SUMMARY

Date Range: 7/1/2021 through 7/31/2021

Account Range: ALL

ACCOUNT # AND DESCRIPTION	BEG BALANCE	INCOME	EXPENSE	TRANSFERS	BALANCE
Cash Accounts					
1000-00-10 Harris - Checking	1,218.74		163.21		1,055.53
Total Cash Accounts	1,218.74	0.00	163.21	0.00	1,055.53
Other Accounts					
2018-00-00 Class of 2018-Inactive	0.00				0.00
2019-00-00 Class of 2019-Inactive	0.00				0.00
2020-00-00 Class of 2020-Inactive	0.00				0.00
2021-00-00 Class of 2021-Inactive	0.00				0.00
2022-00-00 Class of 2022-Inactive	0.00				0.00
2023-00-00 Class of 2023-Inactive	0.00				0.00
2024-00-00 Class of 2024-Inactive	0.00				0.00
2025-00-00 Class of 2025-Inactive	0.00				0.00
2026-00-00 Class of 2026-Inactive	0.00				0.00
2027-00-00 Class of 2027	0.00				0.00
2028-00-00 Class of 2028	163.21		163.21		0.00
2029-00-00 Class of 2029	59.55				59.55
2030-00-00 Class of 2030	320.66				320.66
2031-00-00 Class of 2031	105.73				105.73
2032-00-00 Class of 2032	0.00				0.00
2033-00-00 Class of 2033	0.00				0.00
2034-00-00 Class of 2034	0.00				0.00
2100-10-10 Julie Voss Class-Inactive	0.10				0.10
2100-20-10 LEAP Program	15.00				15.00
2580-10-00 Action for Alzheimer	0.00				0.00
2590-30-00 Bear Necessities Fundraiser	0.00				0.00
2590-40-00 Relay for Life	0.00				0.00
4100-30-00 Miscellaneous	250.95				250.95
5010-00-00 Library Books (Birthday Club)	232.59				232.59
5020-10-00 Jump Rope for Heart-Inactive	0.00				0.00
6000-00-00 Interest Income	70.95				70.95
Total Other Accounts	1,218.74	0.00	163.21	0.00	1,055.53

ACCOUNT ANALYSIS REPORT - SUMMARY

Date Range: 7/1/2021 through 7/31/2021

Account Range: ALL

ACCOUNT # AND DESCRIPTION	BEG BALANCE	INCOME	EXPENSE	TRANSFERS	BALANCE
Cash Accounts					
1000-00-10 Harris - Checking	8,858.44		1,000.75		7,857.69
Total Cash Accounts	8,858.44	0.00	1,000.75	0.00	7,857.69
Other Accounts					
2000-10-00 Student Council	0.00				0.00
200M-00-00 DO NOT USE	0.00				0.00
2018-00-00 Class of 2018	0.00				0.00
2019-00-00 Class of 2019	0.00				0.00
2020-00-00 Class of 2020	0.00				0.00
2021-00-00 Class of 2021	0.00				0.00
2022-00-00 Class of 2022	0.00				0.00
2023-00-00 Class of 2023	0.00				0.00
2024-00-00 Class of 2024	0.00				0.00
2025-00-00 Class of 2025	3.00				3.00
2026-00-00 Class of 2026	0.00				0.00
2027-00-00 Class of 2027	0.00				0.00
2028-00-00 Class of 2028	1,000.75		1,000.75		0.00
2029-00-00 Class of 2029	1,226.09				1,226.09
2030-00-00 Class of 2030	1,258.10				1,258.10
2031-00-00 Class of 2031	248.01				248.01
2032-00-00 Class of 2032	441.28				441.28
2033-00-00 Class of 2033	73.50				73.50
2140-10-10 Chorus	1,671.35				1,671.35
2151-10-00 Music Dept.	0.00				0.00
2499-20-00 Apparel Store	0.11				0.11
2499-30-00 School Store	0.00				0.00
2580-00-00 K Student Incentive	0.00				0.00
2580-00-10 1st Gr Student Incentive	0.00				0.00
2580-00-20 2nd Gr Student Incentive	0.00				0.00
2580-00-30 3rd Gr Student Incentive	0.00				0.00
2580-00-40 4th Gr Student Incentive	0.00				0.00
2580-00-50 5th Gr Student Incentive	0.00				0.00
2580-00-90 PK Student Incentive	0.00				0.00
2585-10-00 Library Fundraiser	0.00				0.00
2590-30-00 Girls on the Run	5.00				5.00
2590-40-00 Relay for Life	0.00				0.00
2590-50-00 Polar Plunge Fundraiser	0.00				0.00
2618-30-00 Funds for Cancer	0.00				0.00
2700-10-00 Ozzie Reading Club	4.00				4.00
4100-30-00 General	631.73				631.73
4300-20-00 Staff Wear	75.00				75.00
5010-10-00 PBIS	1,449.94				1,449.94
5100-10-00 Staff Sunshine Account	0.00				0.00
6000-00-00 Interest Income	770.58				770.58
Total Other Accounts	8,858.44	0.00	1,000.75	0.00	7,857.69

ACCOUNT ANALYSIS REPORT - SUMMARY

Date Range: 7/1/2021 through 7/31/2021

Account Range: ALL

ACCOUNT # AND DESCRIPTION	BEG BALANCE	INCOME	EXPENSE	TRANSFERS	BALANCE
Cash Accounts					
1000-00-10 Harris - Checking	3,092.42				3,092.42
Total Cash Accounts	3,092.42	0.00	0.00	0.00	3,092.42
Other Accounts					
2000-20-00 LIFE Program	1,004.02				1,004.02
2000-30-00 Reading	0.00				0.00
200S-00-00 PK	0.00				0.00
2018-00-00 Class of 2018-Inactive	0.00				0.00
2019-00-00 Class of 2019 / 5th Grade-Inac	0.00				0.00
2020-00-00 Class of 2020 / 5th Grade-Inac	0.00				0.00
2021-00-00 Class of 2021 / 5th Grade-Inac	0.00				0.00
2022-00-00 Class of 2022 - 5th Grade-Inac	0.00				0.00
2023-00-00 Class of 2023-Inactive	0.00				0.00
2023-10-10 Class of 2023-5th Grade Social	0.00				0.00
2024-00-00 Class of 2024-Inactive	0.00				0.00
2025-00-00 Class of 2025-Inactive	0.00				0.00
2026-00-00 Class of 2026-Inactive	0.00				0.00
2027-00-00 Class of 2027-Inactive	0.00				0.00
2028-00-00 Class of 2028	0.00				0.00
2029-00-00 Class of 2029	705.26				705.26
2030-00-00 Class of 2030	469.16				469.16
2031-00-00 Class of 2031	138.02				138.02
2032-00-00 Class of 2032	0.00				0.00
2033-00-00 Class of 2033	0.00				0.00
2151-10-00 Music Dept.	0.00				0.00
2276-10-00 Field Trips	27.02				27.02
2277-10-00 Field Days	285.35				285.35
2560-30-00 Media	0.00				0.00
2590-40-00 Relay for Life	0.00				0.00
4100-30-00 General	440.77				440.77
5000-10-00 Staff Social Account	18.55				18.55
6000-00-00 Interest Income	4.27				4.27
Total Other Accounts	3,092.42	0.00	0.00	0.00	3,092.42

ACCOUNT ANALYSIS REPORT - SUMMARY

Date Range: 7/1/2021 through 7/31/2021

Account Range: ALL

ACCOUNT # AND DESCRIPTION	BEG BALANCE	INCOME	EXPENSE	TRANSFERS	BALANCE
Cash Accounts					
1000-00-10 Harris - Checking	4,574.27				4,574.27
Total Cash Accounts	4,574.27	0.00	0.00	0.00	4,574.27
Other Accounts					
2021-00-00 Class of 2021	0.00				0.00
2021-10-00 Class of 2021 Field Trips	0.00				0.00
2022-00-00 Class of 2022	0.00				0.00
2022-10-00 Class of 2022 Field Trips	0.00				0.00
2023-00-00 Class of 2023	0.00				0.00
2023-10-00 Class of 2023 Field Trips	29.09				29.09
2024-00-00 Class of 2024	0.00				0.00
2024-10-00 Class of 2024 Field Trips	0.00				0.00
2025-00-00 Class of 2025	0.00				0.00
2025-10-00 Class of 2025 Field Trips	144.28				144.28
2026-00-00 Class of 2026	0.00				0.00
2026-10-00 Class of 2026 Field Trips	73.46				73.46
2027-10-00 Class of 2027 Field Trips	0.00				0.00
2028-10-00 Class of 2028 Field Trips	165.50				165.50
2029-10-00 Class of 2029 Field Trips	0.00				0.00
2030-10-00 Class of 2030 Field Trips	25.00				25.00
2151-10-20 Summer Music Camp	268.29				268.29
2155-10-00 Art Summer Camp	0.00				0.00
2276-10-00 Field Trips	0.02				0.02
2590-40-00 Relay for Life	144.00				144.00
4100-10-00 Family Resource Night	0.00				0.00
4100-20-00 Event Fund	472.43				472.43
4100-30-00 General	1,718.97				1,718.97
4210-00-00 Scholastic Book Fair-Fall	3.59				3.59
4220-00-00 Scholastic Book Fair-Spring	425.98				425.98
4230-00-00 Birthday Book Club	0.00				0.00
4240-00-00 Coin War	0.00				0.00
4250-00-00 Book Fiesta	0.00				0.00
4260-00-00 Santa's Workshop	0.00				0.00
4270-00-00 PBIS	202.10				202.10
4300-30-00 Teacher Special	0.66				0.66
4500-00-00 Social Committee	29.73				29.73
4600-10-00 Change Drawer	231.00				231.00
5000-10-10 Staff Spirit Wear	154.33				154.33
5000-20-10 Student Spirit Wear	0.23				0.23
5000-30-00 Playground Equipment	0.00				0.00
6000-00-00 Interest Income	485.61				485.61
Total Other Accounts	4,574.27	0.00	0.00	0.00	4,574.27

ACCOUNT ANALYSIS REPORT - SUMMARY

Date Range: 7/1/2021 through 7/31/2021

Account Range: ALL

ACCOUNT # AND DESCRIPTION	BEG BALANCE	INCOME	EXPENSE	TRANSFERS	BALANCE
Cash Accounts					
1000-00-00 DO NOT USE	0.00				0.00
1000-00-10 Harris Bank Checking	13,114.05		651.00		12,463.05
Total Cash Accounts	13,114.05	0.00	651.00	0.00	12,463.05
Other Accounts					
2018-00-00 Class of 2018	0.00				0.00
2019-00-00 Class of 2019	0.00				0.00
2020-00-00 Class of 2020	0.00				0.00
2021-00-00 Class of 2021	0.00				0.00
2022-00-00 Class of 2022	0.00				0.00
2023-00-00 Class of 2023	168.00				168.00
2024-00-00 Class of 2024	0.00				0.00
2025-00-00 Class of 2025	0.00				0.00
2026-00-00 Class of 2026	0.00				0.00
2027-00-00 Class of 2027	0.00				0.00
2028-00-00 Class of 2028	0.00				0.00
2029-00-00 Class of 2029	22.16				22.16
2030-00-00 Class of 2030	0.00				0.00
2031-00-00 Class of 2031	259.38				259.38
2032-00-00 Class of 2032	619.50				619.50
2120-10-00 Birthday Books	3,533.78				3,533.78
2120-20-00 One School One Book	710.00				710.00
2140-20-00 Chorus	0.00				0.00
2270-10-00 Environmental Science Tans	39.54				39.54
2276-10-00 Field Trips	1,004.74				1,004.74
2550-00-00 L2IFE	0.00				0.00
2590-40-00 Relay for Life	0.00				0.00
2618-40-00 Donations	0.00				0.00
4100-30-00 General	168.59				168.59
5000-50-50 D300 United	0.00				0.00
5100-00-00 Scholastic Book Fair	5,498.24				5,498.24
5110-00-00 Yearbook-Inactive	0.00				0.00
5120-00-00 Playground - HES	0.00				0.00
6000-00-00 Interest Income	439.12				439.12
6000-10-00 Banking Corrections	651.00		651.00		0.00
Total Other Accounts	13,114.05	0.00	651.00	0.00	12,463.05

ACCOUNT ANALYSIS REPORT - SUMMARY

Date Range: 7/1/2021 through 7/31/2021

Account Range: ALL

ACCOUNT # AND DESCRIPTION	BEG BALANCE	INCOME	EXPENSE	TRANSFERS	BALANCE
Cash Accounts					
1000-00-10 Harris - Checking	193,017.86	20,587.72	8,341.85		205,263.73
Total Cash Accounts	193,017.86	20,587.72	8,341.85	0.00	205,263.73
Other Accounts					
1000-10-10 Banking Corrections	0.00				0.00
2000-10-00 Student Council	948.37				948.37
2009-00-00 Class of 2009	0.00				0.00
2010-00-00 Class of 2010	0.00				0.00
2011-00-00 Class of 2011	0.00				0.00
2012-00-00 Class of 2012	0.00				0.00
2013-00-00 Class of 2013	0.00				0.00
2014-00-00 Class of 2014	0.00				0.00
2014-10-00 Homecoming	16,413.78				16,413.78
2015-00-00 Class of 2015	0.00				0.00
2015-10-10 Class of 2015 Statue Maintenan	69.26				69.26
2016-00-00 Class of 2016-Inactive	0.00				0.00
2017-00-00 Class of 2017	0.00				0.00
2018-00-00 Class of 2018	0.00				0.00
2019-00-00 Class of 2019	0.00				0.00
2020-00-00 Class of 2020	1,370.00				1,370.00
2021-00-00 Class of 2021	2,595.17				2,595.17
2022-00-00 Class of 2022	651.08				651.08
2023-00-00 Class of 2023	2,950.11				2,950.11
2024-00-00 Class of 2024	781.49				781.49
2025-00-00 Class of 2025	3,833.23				3,833.23
2110-10-00 Band	192.56				192.56
2112-00-00 Tri M (Modern Music Masters)	5.23				5.23
2113-10-00 Music Yearly Trip-Inactive	0.00				0.00
2140-10-00 Chorus	1,025.94				1,025.94
2141-10-00 Market Day/Music Dept	0.00				0.00
2150-30-00 Musical	1.54				1.54
2151-10-00 Music Student Tour Account	3,019.84				3,019.84
2151-10-10 Music Trip-Inactive	0.00				0.00
2155-10-00 Orchestra	454.38				454.38
2156-10-00 Prom - Junior Class	5,712.11				5,712.11
2156-10-10 Winter Dance-Inactive	0.00				0.00
2220-10-00 Art Club	2,294.01				2,294.01
2225-10-00 Black Student Alliance	4,330.00				4,330.00
2230-10-00 Debate Team	717.55				717.55
2240-10-00 Drama Club	8,694.66				8,694.66
2250-10-10 GSA Club	96.25				96.25
2260-10-00 Industrial Arts	1,591.92				1,591.92
2265-10-00 Environmental Club/Med Careers	0.00				0.00
2276-10-00 Field Trips	2.00				2.00
2280-10-00 Fishing Club	455.69				455.69
2320-10-00 German Club	206.94				206.94
2330-10-00 Foreign Language	180.71				180.71
2330-20-00 French Club	396.78				396.78
2340-10-00 Spanish Club	70.07				70.07
2350-10-00 Language Arts Field Trips	808.00				808.00
2390-10-00 National Honor Society	1,499.98				1,499.98
2390-20-00 Robotics	100.91				100.91
2391-10-00 AVID	5,370.14				5,370.14
2393-10-00 PBIS	841.87				841.87

ACCOUNT ANALYSIS REPORT - SUMMARY

Date Range: 7/1/2021 through 7/31/2021

Account Range: ALL

ACCOUNT # AND DESCRIPTION	BEG BALANCE	INCOME	EXPENSE	TRANSFERS	BALANCE
2393-20-00 Coffee Shop - PBIS-Inactive	0.00				0.00
2410-00-00 Math Team	326.00				326.00
2461-00-00 WHIPLASH-Inactive	0.00				0.00
2480-10-00 Yearbook	98.16				98.16
2499-30-00 School Store	306.10				306.10
2590-40-00 Relay for Life	3,114.09				3,114.09
2618-10-10 Operation Click	1,064.80				1,064.80
2618-40-00 Paws for Cause-Inactive	0.00				0.00
2630-10-00 Ski Club-Inactive	0.00				0.00
2644-10-00 Co-Op	5,084.21				5,084.21
2645-10-00 Fellowship of Christian Athlet	0.00				0.00
2647-10-00 FACS	284.94				284.94
2650-00-00 FFA-Inactive	0.00				0.00
2655-00-00 Literary Magazine	366.68				366.68
2670-10-00 Scholastic Bowl	26.59				26.59
2671-00-00 Science	2,343.67				2,343.67
2680-10-00 Marketing Class	1,202.65				1,202.65
2685-00-00 Target Edu	211.77				211.77
2686-00-00 Woodshop	140.00				140.00
2700-10-10 Theater Fest	0.00				0.00
3100-20-20 Baseball	8,341.89				8,341.89
3150-20-10 Softball	1,431.72				1,431.72
3200-20-10 Girls Basketball	1,922.55		200.00		1,722.55
3200-20-20 Boys Basketball	7,574.21	100.00			7,674.21
3250-20-10 Poms	4,442.23		170.00		4,272.23
3300-10-00 Dodgeball-Inactive	0.00				0.00
3300-20-10 Girls Soccer	5,076.88				5,076.88
3300-20-20 Boys Soccer	616.01				616.01
3350-20-10 Cheerleading	9,341.48	5,730.00	7,921.85		7,149.63
3400-20-10 Girls Tennis	114.06	700.00			814.06
3400-20-20 Boys Tennis	2,447.99				2,447.99
3500-20-10 Girls Track & Field	864.73				864.73
3500-20-20 Boys Track	216.52				216.52
3600-20-10 Boys Golf	1,301.39				1,301.39
3600-20-20 Girls Golf	2,502.55				2,502.55
3610-10-00 Boys Lacrosse	2,961.67	56.00			3,017.67
3610-20-00 Girls LaCrosse	1,149.00				1,149.00
3700-20-10 Football	4,043.44				4,043.44
3700-30-10 Powder Puff	0.00				0.00
3800-20-00 Boys and Girls Cross Country	779.35				779.35
3850-20-00 Wrestling	2,047.56				2,047.56
3900-20-00 Volleyball	4,738.11		50.00		4,688.11
3990-10-00 Gatorade Fundraiser	753.91				753.91
4000-30-00 General	6,708.73				6,708.73
4050-10-00 Principal's Advisory Committee	0.00				0.00
4100-00-00 FVC Leadership	1,229.50				1,229.50
4150-00-00 Teacher Grants	22.50				22.50
4200-00-00 Veteran Memorial Freedom Wall	0.00				0.00
4210-10-00 Rachel's Challenge	20.00				20.00
4220-00-00 D300 Speaks	219.52				219.52
4300-20-00 Sunshine	92.70				92.70
4300-30-00 Spiritwear	3.03				3.03
4400-30-00 PE-Inactive	0.00				0.00
4700-10-00 2017 Gene Haas Scholarship	531.79				531.79
4700-10-10 2018 Gene Haas Scholarship	3,808.50				3,808.50

ACCOUNT ANALYSIS REPORT - SUMMARY

Date Range: 7/1/2021 through 7/31/2021

Account Range: ALL

ACCOUNT # AND DESCRIPTION	BEG BALANCE	INCOME	EXPENSE	TRANSFERS	BALANCE
4700-10-20 2019 Gene Haas Scholarship	12,000.00				12,000.00
4700-10-30 2020 Gene Haas Scholarship	12,000.00				12,000.00
4700-10-40 2021 Gene Haas Scholarship	0.00	14,000.00			14,000.00
4700-20-00 Dr. Steffen Memorial Fund	0.00				0.00
4700-30-00 Scholarship & Blood Drive	5,750.00				5,750.00
4700-40-00 Drama Club Scholarship	1,350.00				1,350.00
4800-00-00 Guidance	642.52				642.52
4800-10-00 Fundraiser	0.00				0.00
5000-50-50 D300 United	0.00				0.00
6000-00-00 Interest	3,720.59	1.72			3,722.31
Total Other Accounts	193,017.86	20,587.72	8,341.85	0.00	205,263.73

ACCOUNT ANALYSIS REPORT - SUMMARY

Date Range: 7/1/2021 through 7/31/2021

Account Range: ALL

ACCOUNT # AND DESCRIPTION	BEG BALANCE	INCOME	EXPENSE	TRANSFERS	BALANCE
Cash Accounts					
1000-00-10 Harris - Checking	68,532.05	1,001.37			69,533.42
Total Cash Accounts	68,532.05	1,001.37	0.00	0.00	69,533.42
Other Accounts					
2001-10-00 Student Council - MS	745.16				745.16
2016-00-00 Class of 2016-Inactive	0.00				0.00
2017-00-00 Class of 2017-Inactive	0.00				0.00
2018-00-00 Class of 2018-Inactive	0.00				0.00
2019-00-00 Class of 2019-Inactive	0.00				0.00
2020-00-00 Class of 2020-Inactive	0.00				0.00
2021-00-00 Class of 2021-Inactive	0.00				0.00
2022-00-00 Class of 2022-Inactive	0.00				0.00
2023-00-00 Class of 2023-Inactive	0.00				0.00
2024-00-00 Class of 2024	0.00				0.00
2025-00-00 Class of 2025	0.00				0.00
2026-00-00 Class of 2026	7,162.59				7,162.59
2027-00-00 Class of 2027	6,143.52				6,143.52
2028-00-00 Class of 2028	2,900.21	1,000.75			3,900.96
206A-10-10 Grade 6 White-Inactive	0.00				0.00
206B-10-10 Grade 6 Purple-Inactive	0.00				0.00
207A-10-10 Grade 7 White-Inactive	0.00				0.00
207B-10-10 Grade 7 Purple-Inactive	0.00				0.00
208A-10-10 Grade 8 White-Inactive	0.00				0.00
208B-10-10 Grade 8 Purple-Inactive	0.00				0.00
2111-00-00 Music Field Trip Account	2,828.02				2,828.02
2112-00-00 Band-Orh-Choir Fund-Inactive	0.00				0.00
2114-10-00 Band - MS	83.65				83.65
2120-10-00 Drama Club	10,263.61				10,263.61
2140-10-00 Chorus	2,701.09				2,701.09
2155-10-00 MS Orchestra	2,891.65				2,891.65
2210-00-00 Cafe 10A	321.87				321.87
2221-10-00 Art - MS	207.10				207.10
2230-10-00 Beta Club	1,607.97				1,607.97
2330-10-00 Yearlong Spanish	23.96				23.96
2361-10-24 Washington DC 2024-Inactive	0.00				0.00
2361-10-25 Washington DC 2025-Inactive	0.00				0.00
2391-10-00 AVID	7,665.66				7,665.66
2560-30-00 Library	2,340.98				2,340.98
2590-40-00 Relay for Life	0.00				0.00
2618-30-00 Random Act of Kindness - MS	314.22				314.22
2631-10-18 Washington DC 2018-Inactive	0.00				0.00
2631-10-19 Washington DC 2019-Inactive	0.00				0.00
2631-10-20 Washington DC 2020-Inactive	0.00				0.00
2631-10-21 Washington DC 2021-Inactive	0.00				0.00
2631-10-22 Washington DC 2022-Inactive	0.00				0.00
2631-10-23 Washington DC 2023-Inactive	0.00				0.00
2631-10-26 Washington DC 2026	0.00				0.00
2631-10-27 Washington DC 2027	0.00				0.00
2635-10-00 Snowflake - Snowball	710.96				710.96
2666-00-00 MS Science	739.88				739.88
2667-00-00 MS Sports	344.19				344.19
2669-00-00 MS Yearbook	5,494.89				5,494.89
2676-30-00 Washington DC 2016-Inactive	0.00				0.00
2676-30-17 Washington DC 2017-Inactive	0.00				0.00

ACCOUNT ANALYSIS REPORT - SUMMARY

Date Range: 7/1/2021 through 7/31/2021

Account Range: ALL

ACCOUNT # AND DESCRIPTION	BEG BALANCE	INCOME	EXPENSE	TRANSFERS	BALANCE
2699-10-00 Whip-Pur Bucks	162.61				162.61
3351-20-10 Cheerleading - MS	165.83				165.83
3850-20-00 Wrestling	0.00				0.00
3901-20-00 Volleyball - MS	0.00				0.00
4100-30-00 General	340.79				340.79
4200-10-10 MS PE	7,021.50				7,021.50
4250-30-00 Student Activity	5,325.82				5,325.82
5000-10-00 Kane County Cougars Outing	0.00				0.00
5000-50-50 D300 United	0.00				0.00
6000-00-00 Interest	24.32	0.62			24.94
Total Other Accounts	68,532.05	1,001.37	0.00	0.00	69,533.42

ACCOUNT ANALYSIS REPORT - SUMMARY

Date Range: 7/1/2021 through 7/31/2021

Account Range: ALL

ACCOUNT # AND DESCRIPTION	BEG BALANCE	INCOME	EXPENSE	TRANSFERS	BALANCE
Cash Accounts					
1000-00-00 Algonquin State Bank	0.00				0.00
1000-00-10 Harris - Checking	141,021.47	23,935.10	5,700.64		159,255.93
Total Cash Accounts	141,021.47	23,935.10	5,700.64	0.00	159,255.93
Other Accounts					
1000-10-10 Banking Corrections	0.00				0.00
2000-10-00 Student Council	11,865.65				11,865.65
2010-00-00 Class of 2010	0.00				0.00
2011-00-00 Class of 2011	0.00				0.00
2012-00-00 Class of 2012	0.00				0.00
2013-00-00 Class of 2013	0.00				0.00
2014-00-00 Class of 2014	0.00				0.00
2015-00-00 Class of 2015	0.00				0.00
2016-00-00 Class of 2016	156.84				156.84
2017-00-00 Class of 2017	0.00				0.00
2018-00-00 Class of 2018	38.22				38.22
2019-00-00 Class of 2019	1,965.93				1,965.93
2020-00-00 Class of 2020	2,774.12				2,774.12
2021-00-00 Class of 2021	3,874.44				3,874.44
2022-00-00 Class of 2022	3,478.84				3,478.84
2023-00-00 Class of 2023	1,049.87				1,049.87
2024-00-00 Class of 2024	1,037.30				1,037.30
2025-00-00 Class of 2025	0.00				0.00
2110-00-10 Prom	376.29				376.29
2110-10-00 Band	4.51				4.51
2120-10-00 Drama Club	4,391.14				4,391.14
2140-10-00 Choral	2,390.00				2,390.00
2150-30-00 Musical	121.31				121.31
2151-10-00 Tri-M	659.00				659.00
2151-10-10 Music Industry Club- MIC	822.65				822.65
2155-10-00 Orchestra	112.45				112.45
2210-10-00 Activist Club	85.88				85.88
2220-10-00 Art Club	1,850.87				1,850.87
2230-00-00 Black Allegiance Club	655.00				655.00
2249-10-00 Business Club	0.00				0.00
2251-20-00 Anime Club	0.00				0.00
2253-10-00 Conservation	809.01				809.01
2254-10-00 Woodshop	0.00				0.00
2256-10-00 DECA-CO-OP / CWE	10.73				10.73
2257-10-00 Paranormal Club	0.00				0.00
2258-10-00 Engineering Club	161.85				161.85
2259-10-00 Film Production	203.00				203.00
2263-10-00 Interact Club	3,970.87				3,970.87
2276-10-00 Field Trips	582.52				582.52
2281-10-00 Gold Rush	68.66				68.66
2310-10-00 French Club	251.80				251.80
2320-10-00 German Club	282.64				282.64
2330-10-00 Spanish Club	194.44				194.44
2330-20-00 World Language Department	1,460.88				1,460.88
2330-30-00 Spanish	0.00				0.00
2340-10-10 Key Club	983.89				983.89
2370-10-00 FCCLA	79.42				79.42
2375-10-00 Literacy Magazine	342.00				342.00
2380-10-00 Newspaper	1,649.10				1,649.10

ACCOUNT ANALYSIS REPORT - SUMMARY

Date Range: 7/1/2021 through 7/31/2021

Account Range: ALL

ACCOUNT # AND DESCRIPTION	BEG BALANCE	INCOME	EXPENSE	TRANSFERS	BALANCE
2390-10-00 National Honor Society	1,764.37				1,764.37
2391-10-00 AVID	4,658.82				4,658.82
2393-10-00 PBIS	655.19				655.19
2399-00-00 Eagle Pride Advisory-Inactive	0.00				0.00
2400-10-00 Peer Mediation/SADD	202.95				202.95
2405-10-00 Debate Team	2,950.22				2,950.22
2406-10-00 DJ (Entertainment) Club	1,483.66				1,483.66
2408-10-00 GSA (Gay Straight Alliannce)	292.86				292.86
2410-10-00 Knitting Club	20.00				20.00
2415-10-00 Science Club	1,732.87				1,732.87
2480-10-00 Yearbook	0.00				0.00
2580-10-00 Care For Cure	0.00				0.00
2590-40-00 Relay for Life	122.51				122.51
2618-10-00 JSI	933.03				933.03
2618-10-10 Operation Click	0.00				0.00
2618-30-00 Green Eagles	1,573.10				1,573.10
2618-30-10 High School Against Cancer	25.35				25.35
2630-10-00 Ski Club	510.00				510.00
2650-10-00 Bass Fishing Club	0.00				0.00
2660-10-00 Ping Pong Club	0.00				0.00
3000-10-00 Special Olympics	3,173.36				3,173.36
3001-00-00 Student Athletic Council	2,907.35				2,907.35
3100-20-20 Baseball	5,437.37	1,960.00			7,397.37
3150-20-10 Softball	9,974.35				9,974.35
3200-20-10 Girls Basketball	917.47	140.00	100.00		957.47
3200-20-20 Boys Basketball	166.33				166.33
3210-20-10 Bowling	408.92				408.92
3225-20-10 Ultimate Frisbee	0.00				0.00
3250-20-10 Dance Team	1,667.21	2,345.00			4,012.21
3275-00-00 Math Team	798.27				798.27
3300-20-10 Girls Soccer	1,106.99				1,106.99
3300-20-20 Boys Soccer	1,121.41				1,121.41
3350-20-10 Cheerleaders	4,809.42	8,367.00	2,739.00		10,437.42
3400-20-10 Girls Tennis	483.84				483.84
3400-20-20 Boys Tennis	2,457.94				2,457.94
3450-20-10 Girls Swimming	501.51				501.51
3450-20-20 Boys Swimming	97.47				97.47
3500-20-10 Girls Track & Field	27.02				27.02
3500-20-20 Boys Track	2,606.27				2,606.27
3600-20-10 Girls Golf	263.00				263.00
3600-20-20 Boys Golf	47.88				47.88
3650-20-10 Boys Lacrosse	0.00				0.00
3700-20-10 Football	2,295.60	11,081.00	675.48		12,701.12
3800-20-00 Cross Country	137.89				137.89
3840-20-00 Power Lifting	0.00				0.00
3850-20-00 Wrestling	3,020.93				3,020.93
3900-20-00 Volleyball	7,306.92				7,306.92
4100-30-00 General	932.98				932.98
4110-10-00 Eagle Minds Matter	2,514.86		2,186.16		328.70
4200-10-00 Eagle's Wings Food Pantry	11,449.75	40.00			11,489.75
4300-30-00 Faculty Fund	0.00				0.00
4300-30-10 Eagle Pride Advisory Committee	200.55				200.55
4800-00-00 Guidance	0.00				0.00
5000-50-50 D300 United	0.00				0.00
6000-00-00 Interest	8,502.56	2.10			8,504.66

ACCOUNT ANALYSIS REPORT - SUMMARY

Date Range: 7/1/2021 through 7/31/2021

Account Range: ALL

ACCOUNT # AND DESCRIPTION	BEG BALANCE	INCOME	EXPENSE	TRANSFERS	BALANCE
Total Other Accounts	141,021.47	23,935.10	5,700.64	0.00	159,255.93

ACCOUNT ANALYSIS REPORT - SUMMARY

Date Range: 7/1/2020 through 7/31/2021

Account Range: ALL

ACCOUNT # AND DESCRIPTION	BEG BALANCE	INCOME	EXPENSE	TRANSFERS	BALANCE
Cash Accounts					
1000-00-10 Harris - Checking	5,866.03				5,866.03
Total Cash Accounts	5,866.03	0.00	0.00	0.00	5,866.03
Other Accounts					
2019-00-00 Class of 2019 - Inactive	0.00				0.00
2020-00-00 Class of 2020 - Inactive	0.00				0.00
2021-00-00 Class of 2021 - Inactive	0.00				0.00
2022-00-00 Class of 2022 - Inactive	0.00				0.00
2023-00-00 Class of 2023 - Inactive	0.00				0.00
2024-00-00 Class of 2024 - Inactive	0.00				0.00
2025-00-00 Class of 2025 - Inactive	0.00				0.00
2026-00-00 Class of 2026 - Inactive	0.00				0.00
2027-00-00 Class of 2027	105.00				105.00
2028-00-00 Class of 2028	0.00				0.00
2029-00-00 Class of 2029	263.84				263.84
2030-00-00 Class of 2030	54.12				54.12
2031-00-00 Class of 2031	0.00				0.00
2032-00-00 Class of 2032	5.00				5.00
2033-00-00 Class of 2033	0.00				0.00
2590-40-00 Relay for Life	0.00				0.00
2631-10-00 Field Trip Grant Funds	94.47				94.47
3010-00-00 PE Club	979.88				979.88
3020-10-00 Leopards Chorus Club	1,837.67				1,837.67
3030-10-00 Band and Orchestra	109.50				109.50
3030-20-00 ILMEA	0.00				0.00
4100-30-00 Principal Discretionary Fund	1,509.14				1,509.14
4100-30-10 Water - Inactive	0.00				0.00
4300-30-00 Staff Account	0.00				0.00
4400-10-00 Karen Fitzsimmons Memorial	521.50				521.50
5010-00-10 Jump Rope for Heart	0.00				0.00
5020-00-00 Ned Show / Yo-yo	0.00				0.00
5030-00-00 Kiva	0.00				0.00
5030-10-00 Heavenly Hats	0.00				0.00
5040-00-00 Kane County Cougars Reading	0.00				0.00
5900-00-00 Miscellaneous	48.86				48.86
6000-00-00 Interest Income	337.05				337.05
Total Other Accounts	5,866.03	0.00	0.00	0.00	5,866.03

ACCOUNT ANALYSIS REPORT - SUMMARY

Date Range: 7/1/2021 through 7/31/2021

Account Range: ALL

ACCOUNT # AND DESCRIPTION	BEG BALANCE	INCOME	EXPENSE	TRANSFERS	BALANCE
Cash Accounts					
1000-00-10 Harris - Checking	17,770.15				17,770.15
Total Cash Accounts	17,770.15	0.00	0.00	0.00	17,770.15
Other Accounts					
2001-10-10 PBIS (Student Council)	2,915.25				2,915.25
2016-00-30 Class of 2016- TO BE DELETED	0.00				0.00
2017-00-00 Class of 2017 TO BE DELETED	0.00				0.00
2018-00-00 Class of 2018-TO BE DELETED	0.00				0.00
2019-00-00 Class of 2019-TO BE DELETED	0.00				0.00
2020-00-00 Class of 2020 TO BE DELETED	0.00				0.00
2021-00-00 Class of 2021	0.00				0.00
2022-00-00 Class of 2022	0.00				0.00
2023-00-00 Class of 2023	0.15				0.15
2024-00-00 Class of 2024	0.00				0.00
2025-00-00 Class of 2025	0.00				0.00
2026-00-00 Class of 2026	0.00				0.00
2027-00-00 Class of 2027 - Fifth	0.00				0.00
2028-00-00 Class of 2028 - Fourth	112.59				112.59
2029-00-00 Class of 2029 - Third	1,012.10				1,012.10
2030-00-00 Class of 2030 - Second	714.83				714.83
2031-00-00 Class of 2031 - First	1,889.95				1,889.95
2032-00-00 Class of 2032 - Kindergarten	394.17				394.17
2033-00-00 Class of 2033 - PreK	82.00				82.00
2110-10-00 Band	16.70				16.70
2151-10-00 Music Club	5,647.43				5,647.43
2230-10-00 Beta Club	42.46				42.46
2270-10-00 Earth Club	754.19				754.19
2590-40-00 Relay for Life	0.00				0.00
2617-00-00 DareTo Be Rare - Inactive	0.00				0.00
2617-10-00 Man In Demand & Dare to be Rar	778.25				778.25
2618-30-00 Families in Need	160.41				160.41
2657-00-00 Family Night-Math Night	523.66				523.66
2657-10-00 Family Night-Reading Night	1,443.51				1,443.51
4100-30-00 Miscellaneous/General	92.68				92.68
4250-30-00 Student Incentive - Inactive	0.00				0.00
4300-30-00 Sunshine Fund	265.97				265.97
6000-00-00 Interest Income	923.85				923.85
Total Other Accounts	17,770.15	0.00	0.00	0.00	17,770.15

ACCOUNT ANALYSIS REPORT - SUMMARY

Date Range: 7/1/2021 through 7/31/2021

Account Range: ALL

ACCOUNT # AND DESCRIPTION	BEG BALANCE	INCOME	EXPENSE	TRANSFERS	BALANCE
Cash Accounts					
1000-00-00 DO NOT USE	0.00				0.00
1000-00-10 Harris - Checking	2,962.14				2,962.14
Total Cash Accounts	2,962.14	0.00	0.00	0.00	2,962.14
Other Accounts					
2018-00-00 Class of 2018-Inactive	0.00				0.00
2019-00-00 Class of 2019-Inactive	0.00				0.00
2020-00-00 Class of 2020-Inactive	0.00				0.00
2021-00-00 Class of 2021-Inactive	0.00				0.00
2022-00-00 Class of 2022-Inactive	0.00				0.00
2023-00-00 Class of 2023-Inactive	0.00				0.00
2024-00-00 Class of 2024-Inactive	0.00				0.00
2025-00-00 Class of 2025-Inactive	0.00				0.00
2026-00-00 Class of 2026-Inactive	0.00				0.00
2027-00-00 Class of 2027	0.00				0.00
2028-00-00 Class of 2028	40.00			(40.00)	0.00
2029-00-00 Class of 2029	31.49				31.49
2030-00-00 Class of 2030	282.29				282.29
2031-00-00 Class of 2031	67.16				67.16
2032-00-00 Class of 2032	17.00				17.00
2033-00-00 Class of 2033	0.00				0.00
2034-00-00 Class of 2034	0.00				0.00
205A-00-00 5th Grade - A	0.00				0.00
2276-10-00 Field Trips	100.97				100.97
2482-10-00 Yearbook	279.98				279.98
2590-40-00 Relay for Life	65.50				65.50
2618-40-00 Disaster Relief	0.00				0.00
4100-30-00 General	1,130.87			40.00	1,170.87
4200-00-00 Liberty Chorus	19.70				19.70
4300-10-00 Jump Rope For Heart	0.00				0.00
4400-00-00 Reach for the Stars	0.00				0.00
5000-10-00 Student Assistance Account	725.98				725.98
6000-00-00 Interest Income	201.20				201.20
Total Other Accounts	2,962.14	0.00	0.00	0.00	2,962.14

ACCOUNT ANALYSIS REPORT - SUMMARY

Date Range: 7/1/2021 through 7/31/2021

Account Range: ALL

ACCOUNT # AND DESCRIPTION	BEG BALANCE	INCOME	EXPENSE	TRANSFERS	BALANCE
Cash Accounts					
1000-00-10 Harris - Checking	3,935.41				3,935.41
Total Cash Accounts	3,935.41	0.00	0.00	0.00	3,935.41
Other Accounts					
200M-00-00 Special Ed - A	0.00				0.00
200N-00-00 Special Ed-B	0.00				0.00
2016-00-00 Class of 2016	0.00				0.00
2017-00-00 Class of 2017	0.00				0.00
2018-00-00 Class of 2018	0.00				0.00
2019-00-00 Class of 2019	0.00				0.00
2020-00-00 Class of 2020	0.00				0.00
2021-00-00 Class of 2021	0.00				0.00
2022-00-00 Class of 2022	0.00				0.00
2023-00-00 Class of 2023	0.00				0.00
2024-00-00 Class of 2024	0.00				0.00
2025-00-00 Class of 2025	43.50				43.50
2026-00-00 Class of 2026	0.00				0.00
2027-00-00 Class of 2027	0.00				0.00
2028-00-00 Class of 2028	0.00				0.00
2029-00-00 Class of 2029	4.35				4.35
2030-00-00 Class of 2030	0.00				0.00
2031-00-00 Class of 2031	80.00				80.00
2032-00-00 Class of 2032	0.00				0.00
2033-00-00 Class of 2033	0.00				0.00
2151-10-00 Music Dept.	0.00				0.00
2510-00-00 Scholastic Book Fair/Follett	73.67				73.67
2560-30-00 Library Books	0.00				0.00
2590-40-00 Relay for Life	0.00				0.00
3100-00-00 Yearbook	1,333.82				1,333.82
4100-00-00 Artworks Program	2,000.00				2,000.00
4100-20-00 Book Club	0.00				0.00
4100-30-00 General	272.64				272.64
4250-30-00 Student Activity-Inactive	0.00				0.00
4300-10-00 Staff Spiritwear	14.44				14.44
4300-20-00 Sunshine	0.00				0.00
6000-00-00 Interest Income	112.99				112.99
6010-10-00 Bank Errors - Reconciling Item	0.00				0.00
Total Other Accounts	3,935.41	0.00	0.00	0.00	3,935.41

ACCOUNT ANALYSIS REPORT - SUMMARY

Date Range: 7/1/2021 through 7/31/2021

Account Range: ALL

ACCOUNT # AND DESCRIPTION	BEG BALANCE	INCOME	EXPENSE	TRANSFERS	BALANCE
Cash Accounts					
1000-00-10 Harris - Checking	1,796.10	(120.00)			1,676.10
Total Cash Accounts	1,796.10	(120.00)	0.00	0.00	1,676.10
Other Accounts					
2021-00-00 Class of 2021	0.00				0.00
2022-00-00 Class of 2022	0.00				0.00
2023-00-00 Class of 2023	0.00				0.00
2024-00-00 Class of 2024	0.00				0.00
2025-00-00 Class of 2025	0.00				0.00
2026-00-00 Class of 2026	0.00				0.00
2027-00-00 Class of 2027	0.00				0.00
2028-00-00 Class of 2028	0.00				0.00
2590-30-00 Girls on the Run	69.01				69.01
2590-40-00 Relay for Life	0.00				0.00
2600-10-00 Robert Chaney	0.00				0.00
3000-10-00 McDonald Fundraiser	0.00				0.00
4100-30-00 General	456.71			190.85	647.56
4250-20-00 Student Spiritwear	0.00				0.00
4250-30-00 Staff Spirit Wear	6.48				6.48
4300-30-00 Social Fund	558.19				558.19
4400-10-00 Scholastic Book Fair	0.00				0.00
4400-20-00 Follett Book Fair	0.00				0.00
4400-30-00 Anderson's Book Fair	45.54			(45.54)	0.00
5000-10-00 Yearbook	514.86	(120.00)			394.86
6000-00-00 Interest Income	145.31			(145.31)	0.00
Total Other Accounts	1,796.10	(120.00)	0.00	0.00	1,676.10

ACCOUNT ANALYSIS REPORT - SUMMARY

Date Range: 7/1/2021 through 7/31/2021

Account Range: ALL

ACCOUNT # AND DESCRIPTION	BEG BALANCE	INCOME	EXPENSE	TRANSFERS	BALANCE
Cash Accounts					
1000-00-10 Harris - Checking	2,975.72				2,975.72
Total Cash Accounts	2,975.72	0.00	0.00	0.00	2,975.72
Other Accounts					
2018-00-00 Class of 2018-Inactive	0.00				0.00
2019-00-00 Class of 2019-Inactive	0.00				0.00
2020-00-00 Class of 2020-Inactive	0.00				0.00
2021-00-00 Class of 2021-Inactive	0.00				0.00
2022-00-00 Class of 2022-Inactive	0.00				0.00
2023-00-00 Class of 2023-Inactive	0.00				0.00
2024-00-00 Class of 2024-Inactive	0.00				0.00
2025-00-00 Class of 2025-Inactive	0.00				0.00
2025-10-00 Class of 2025-LEAP	0.00				0.00
2026-00-00 Class of 2026-Inactive	0.00				0.00
2027-00-00 Class of 2027	0.00				0.00
2028-00-00 Class of 2028	27.24				27.24
2029-00-00 Class of 2029	507.19				507.19
2030-00-00 Class of 2030	0.10				0.10
2031-00-00 Class of 2031	245.90				245.90
2032-00-00 Class of 2032	192.00				192.00
2033-00-00 Class of 2033	0.00				0.00
2035-00-00 Class of 2035	0.00				0.00
20CC-00-00 Cross Categorical Class	0.00				0.00
2151-10-00 Choir	0.00				0.00
2160-00-00 Literacy	157.55				157.55
2560-30-00 Media	566.89				566.89
2590-40-00 Relay for Life	0.00				0.00
3000-20-00 After School Rec	1.00				1.00
3500-10-00 PBIS	603.90				603.90
3500-20-00 Student Council	265.80				265.80
4100-30-00 General	215.69				215.69
4200-00-00 Staff Casual Charity-Inactive	0.00				0.00
5000-50-50 D300 United	0.00				0.00
5100-10-00 Neubert Social Committee	159.23				159.23
6000-00-00 Interest Income	33.23				33.23
Total Other Accounts	2,975.72	0.00	0.00	0.00	2,975.72

ACCOUNT ANALYSIS REPORT - SUMMARY

Date Range: 7/1/2021 through 7/31/2021

Account Range: ALL

ACCOUNT # AND DESCRIPTION	BEG BALANCE	INCOME	EXPENSE	TRANSFERS	BALANCE
Cash Accounts					
1000-00-10 Harris - Checking	2,856.03				2,856.03
Total Cash Accounts	2,856.03	0.00	0.00	0.00	2,856.03
Other Accounts					
2000-30-00 Student Council	0.00				0.00
200A-00-00 Kindergarten-Inactive	0.00				0.00
200M-00-00 Special ED - Instruct. Primary	0.00				0.00
2020-00-00 Class of 2020	0.00				0.00
2021-00-00 Class of 2021	0.00				0.00
2022-00-00 Class of 2022	0.00				0.00
2023-00-00 Class of 2023	0.00				0.00
2024-00-00 Class of 2024	0.00				0.00
2025-00-00 Class of 2025	0.00				0.00
2026-00-00 Class of 2026	0.00				0.00
2027-00-00 Class of 2027	0.00				0.00
2028-00-00 Class of 2028	0.00				0.00
2029-00-00 Class of 2029	0.00				0.00
2030-00-00 Class of 2030	117.00				117.00
2031-00-00 Class of 2031	0.00				0.00
2590-40-00 Relay for Life	1,248.02				1,248.02
2618-40-10 Jump Rope for Heart	0.00				0.00
4100-00-00 PBIS	341.00				341.00
4150-00-00 Math Night	108.00				108.00
4200-00-00 Picture Comm Misc-Inactive	0.00				0.00
4260-00-00 Playground Funds	0.00				0.00
4300-00-00 General Fund	681.21				681.21
5010-00-00 School Fundraisers	0.00				0.00
5020-10-00 Tiger Fundraiser	0.00				0.00
5030-10-00 School Store	269.06				269.06
5500-00-00 Staff Social Account	1.36				1.36
6000-00-00 Interest Income	90.38				90.38
Total Other Accounts	2,856.03	0.00	0.00	0.00	2,856.03

ACCOUNT ANALYSIS REPORT - SUMMARY

Date Range: 7/1/2021 through 7/31/2021

Account Range: ALL

ACCOUNT # AND DESCRIPTION	BEG BALANCE	INCOME	EXPENSE	TRANSFERS	BALANCE
Cash Accounts					
1000-00-10 Harris - Checking	7,589.59				7,589.59
Total Cash Accounts	7,589.59	0.00	0.00	0.00	7,589.59
Other Accounts					
2014-10-00 Kindergarten Grade Level Funds	576.89				576.89
2014-10-01 1st Grade Level Funds	190.01				190.01
2014-10-02 2nd Grade Level Funds	2.32				2.32
2014-10-03 3rd Grade Level Funds	253.36				253.36
2014-10-04 4th Grade Level Funds	1,149.19				1,149.19
2014-10-05 5th Grade Level Funds	911.00				911.00
2014-10-06 Preschool Grade Level Funds	0.00				0.00
2017-00-00 Class of 2017 - Inactive	0.00				0.00
2020-00-00 Class of 2020 - Inactive	0.00				0.00
2021-00-00 Class of 2021 - Inactive	0.00				0.00
2022-00-00 Class of 2022 - Inactive	0.00				0.00
2023-00-00 Class of 2023 - Inactive	0.00				0.00
2024-00-00 Class of 2024 - Inactive	0.00				0.00
2025-00-00 Class of 2025 - Inactive	0.00				0.00
2026-00-00 Class of 2026 - Inactive	0.00				0.00
2027-00-00 Class of 2027 - Inactive	0.00				0.00
2028-00-00 Class of 2028	63.63				63.63
2029-00-00 Class of 2029	0.45				0.45
2030-00-00 Class of 2030	20.00				20.00
2031-00-00 Class of 2031	0.00				0.00
2032-00-00 Class of 2032	88.00				88.00
2033-00-00 Class of 2033	0.00				0.00
2151-10-00 Music Dept.	0.00				0.00
2152-10-00 Choir	0.00				0.00
2590-40-00 Relay for Life	30.62				30.62
3010-00-00 We Act Fundraiser	806.69				806.69
3100-00-00 Spiritwear (PBIS)	801.15				801.15
3200-00-00 Media Center	91.70				91.70
3300-10-00 Student Council	158.18				158.18
3310-10-00 Girls On The Run	337.00				337.00
3350-00-00 Kane County Cougars Grant	810.89				810.89
4100-30-00 General	158.58				158.58
4200-00-00 Perry Teacher Social Account	815.28				815.28
4300-00-00 Retired Teacher Fund	324.65				324.65
6000-00-00 Interest Income	0.00				0.00
Total Other Accounts	7,589.59	0.00	0.00	0.00	7,589.59

ACCOUNT ANALYSIS REPORT - SUMMARY

Date Range: 7/1/2021 through 7/31/2021

Account Range: ALL

ACCOUNT # AND DESCRIPTION	BEG BALANCE	INCOME	EXPENSE	TRANSFERS	BALANCE
Cash Accounts					
1000-00-10 Harris - Checking	988.12				988.12
Total Cash Accounts	988.12	0.00	0.00	0.00	988.12
Other Accounts					
2019-00-00 Class of 2019	0.00				0.00
201A-00-00 1st Grade	0.00				0.00
2020-00-00 Class of 2020	0.00				0.00
2021-00-00 Class of 2021	0.00				0.00
2022-00-00 Class of 2022	0.00				0.00
2023-00-00 Class of 2023	0.00				0.00
2024-00-00 Class of 2024	0.00				0.00
2025-00-00 Class of 2025	0.00				0.00
2026-00-00 Class of 2026	0.00				0.00
2027-00-00 Class of 2027	0.00				0.00
2028-00-00 Class of 2028 - 5th Grade	45.73				45.73
2029-00-00 Class of 2029 - 4th Grade	645.32				645.32
2030-00-00 Class of 2030 - 3rd Grade	64.77				64.77
2031-00-00 Class of 2031 - 2nd Grade	0.00				0.00
2032-00-00 Class of 2032 - Grade 1	0.00				0.00
2033-00-00 Class of 2033 - Kindergarten	0.00				0.00
2151-10-00 Music Dept./ILMEA	0.00				0.00
2274-10-00 5th Grade Lunch Bunch	0.00				0.00
2275-10-00 5th Grade Outdoor Education	0.00				0.00
2560-30-00 Library - Birthday Books	0.08				0.08
2590-40-00 Relay for Life	0.00				0.00
2590-50-00 Veteran Day's Activity	0.00				0.00
4100-30-00 Principal Discretionary	19.24				19.24
4250-30-00 Student Activity	0.00				0.00
5000-50-50 D300 United	0.00				0.00
6000-00-00 Interest Income	214.98				214.98
6000-10-00 Bank Related Adjustments	(2.00)				(2.00)
Total Other Accounts	988.12	0.00	0.00	0.00	988.12

ACCOUNT ANALYSIS REPORT - SUMMARY

Date Range: 7/1/2021 through 7/31/2021

Account Range: ALL

ACCOUNT # AND DESCRIPTION	BEG BALANCE	INCOME	EXPENSE	TRANSFERS	BALANCE
Cash Accounts					
1000-00-10 Harris - Checking	45,882.65	0.31	414.87		45,468.09
Total Cash Accounts	45,882.65	0.31	414.87	0.00	45,468.09
Other Accounts					
2000-10-00 Student Council	3,569.46				3,569.46
200A-00-00 Kindergarten-Inactive	0.00				0.00
2013-00-30 Class of 2013-C-Inactive	0.00				0.00
2014-00-20 Class of 2014-B-Inactive	0.00				0.00
2015-00-10 Class of 2015-A-Inactive	0.00				0.00
2015-00-20 Class of 2015-B-Inactive	0.00				0.00
2016-00-10 Class of 2016-A-Inactive	0.00				0.00
2016-00-20 Class of 2016-B-Inactive	0.00				0.00
2016-00-30 Class of 2016-C-Inactive	0.00				0.00
2017-00-10 Class of 2017-A-Inactive	0.00				0.00
2017-00-20 Class of 2017-B-Inactive	0.00				0.00
2017-00-30 Class of 2017-C-Inactive	0.00				0.00
2018-00-00 Class of 2018A-Inactive	0.00				0.00
2018-00-10 Class of 2018B-Inactive	0.00				0.00
2018-00-20 Class of 2018C-Inactive	0.00				0.00
2019-00-00 Class of 2019-Inactive	0.00				0.00
2019-00-10 Class of 2019A-Inactive	0.00				0.00
2019-00-20 Class of 2019B-Inactive	0.00				0.00
2019-00-30 Class of 2019C-Inactive	0.00				0.00
2020-00-00 Class of 2020-Inactive	0.00				0.00
2020-00-10 Class of 2020A-Inactive	0.00				0.00
2020-00-20 Class of 2020B-Inactive	0.00				0.00
2021-00-00 Class of 2021-Inactive	0.00				0.00
2021-00-10 Class of 2021-A-Inactive	0.00				0.00
2021-00-20 Class of 2021-B-Inactive	0.00				0.00
2022-00-00 Class of 2022-A	0.00				0.00
2022-00-20 Class of 2022-B	0.00				0.00
2023-00-00 Class of 2023-Inactive	0.00				0.00
2023-10-10 Class of 2023-A	0.00				0.00
2023-20-00 Class of 2023-B	0.00				0.00
2024-00-00 Class of 2024-A	0.00				0.00
2024-00-10 Class of 2024-B	0.00				0.00
2025-00-00 Class of 2025	0.00				0.00
2025-00-10 Class of 2025-A	164.50		164.50		0.00
2025-00-20 Class of 2025-B	250.37		250.37		0.00
2026-00-00 Class of 2026-A	268.91				268.91
2026-10-00 Class of 2026-B	238.46				238.46
2027-00-00 Class of 2027-A	580.49				580.49
2027-10-00 Class of 2027-B	478.33				478.33
2028-00-00 Class of 2028	21.23				21.23
2029-00-00 Class of 2029	14.69				14.69
2030-00-00 Class of 2030	464.12				464.12
2031-00-00 Class of 2031	3.00				3.00
2032-00-00 Class of 2032	128.66				128.66
2033-00-00 Class of 2033	0.00				0.00
2034-00-00 Class of 2034	0.00				0.00
2115-00-00 Music - Elementary	750.07				750.07
2150-30-00 Musicals	4,817.09				4,817.09
2151-10-00 Music Dept.	944.96				944.96
2155-10-00 Orchestra-Inactive	0.00				0.00

ACCOUNT ANALYSIS REPORT - SUMMARY

Date Range: 7/1/2021 through 7/31/2021

Account Range: ALL

ACCOUNT # AND DESCRIPTION	BEG BALANCE	INCOME	EXPENSE	TRANSFERS	BALANCE
2160-10-00 Orchestra - Fifth Grade	0.00				0.00
2220-10-00 Art Club	412.02				412.02
2230-10-00 Beta Club	15,519.74				15,519.74
2276-10-00 Field Trips	534.77				534.77
2340-10-00 Spelling Bee	46.03				46.03
2350-00-00 Battle of the Books	0.00				0.00
2391-10-00 AVID	3,723.28				3,723.28
2392-10-00 HANDS Club	0.06				0.06
2393-10-00 PBIS Middle School	563.20				563.20
2393-20-00 PBIS Elementary	887.95				887.95
2481-10-00 Yearbook - MS	5,362.28				5,362.28
2482-10-00 Yearbook - ELE	287.39				287.39
2560-30-00 Birthday Book Club	40.80				40.80
2560-40-00 Library-Book Fair	226.29				226.29
2590-10-00 Boys Basketball Lions Club	0.66				0.66
2590-20-00 Girls Basketball Lions Club	70.22				70.22
2590-40-00 Relay for Life	0.00				0.00
2631-10-00 Washington D.C. Trip-Inactive	0.00				0.00
2640-30-00 Science Fair	164.46				164.46
2660-00-00 Math Club	98.86				98.86
2668-00-00 Track	10.68				10.68
3250-20-10 Poms	543.02				543.02
3251-20-10 Intramural Poms-Inactive	0.00				0.00
3350-20-10 Cheerleading	1,023.60				1,023.60
3351-20-10 Intramural Cheer-Inactive	0.00				0.00
3710-10-00 Ultimate Frisbee-Inactive	0.00				0.00
3830-00-00 Basketball - Girls	0.00				0.00
3840-00-00 Basketball - Boys	0.00				0.00
3850-20-00 Wrestling	142.55				142.55
3900-20-00 Volleyball	0.50				0.50
4100-30-00 General	658.67				658.67
4105-30-00 Student Assistance Account	1,730.32				1,730.32
4400-30-00 PE - MS	14.52				14.52
4401-30-00 PE - ELE	243.09				243.09
4480-30-00 Barb Dubow Wal-Mart	172.80				172.80
5100-00-00 D300 Honors Band Concert-Inact	0.00				0.00
5200-10-00 Red Cross/Tornado Relief	0.00				0.00
5500-10-00 Bank Correction	0.00				0.00
6000-00-00 Interest Income	710.55	0.31			710.86
Total Other Accounts	45,882.65	0.31	414.87	0.00	45,468.09



**COMMUNITY UNIT SCHOOL DISTRICT NO. 300
BOARD of EDUCATION MEMO**

DATE: 09/14/2021

TO: Susan Harkin, Superintendent
Board of Education

FROM: Eberto Mora,
Associate Superintendent
of Human Resources

Presented at the following Board Meetings	
Construction/Facility	
Finance	
Policy/Legislative	
School Utilization	
BOE 1st Reading	09/14/2021
BOE 2nd Reading	09/28/2021

SUBJECT: Compensation Compliance Reporting

Background

Sections 10-20.47 and 34-18.38 of the School Code [105 ILCS 5/10-20.47 and 5/34-18.38] require school districts to report administrator and teacher salary and benefits to the Illinois State Board of Education (ISBE): “Each school board shall report to the State Board of Education, on or before October 1 of each year, the base salary and benefits of the district superintendent [or the general superintendent of schools or chief executive officer] and all administrators and teachers employed by the school district. For the purposes of this Section, “benefits” includes without limitation vacation days, sick days, bonuses, annuities, and retirement enhancements.

Prior to this annual reporting to the State Board of Education, the information must be presented at a regular school board meeting, subject to applicable notice requirements, and then posted on the Internet website of the school district, if any.”

Public Act 97-0256 subsequently amended the School Code to 1) incorporate October 1 as the new reporting deadline and 2) add requirements for the information to be presented at a regular school board meeting and then posted on the district’s website.

Recommendation

Administration recommends approving the reports as presented.

Community Unit School District 300

Public Act 096-0434

Certified Administrator Compensation for the 2021-2022 School Year

As of 9/7/2021

Name	Primary Position	Base Salary	Salary w/Pension Contribution	Board Paid Health Premiums & HSA Deposits	Board Paid Dental & Vision Premiums	Board Paid Life & Disability Premiums	Vacation / Sick Payouts	Annuities	Mileage	HRA Deposits
ALMODOVAR, JORGE E.	Director	\$ 130,884.01	\$ 143,828.57	\$ -	\$ -	\$ 284.28	\$ -		2400	\$ 300.00
ANDERSON, JONATHAN R.	Supervisory Dean	\$ 78,111.00	\$ 85,836.26	\$ 5,368.70	\$ 254.52	\$ 170.22	\$ -		600	\$ 300.00
BENDING, BRETT	HS Principal	\$ 167,349.23	\$ 183,900.24	\$ 19,641.30	\$ 880.68	\$ 351.74	\$ -		1200	\$ 300.00
BENOIT, JOSEPH R.	HS Athletic Director	\$ 102,040.01	\$ 112,131.87	\$ 13,294.26	\$ 723.84	\$ 221.43	\$ -		1200	\$ 300.00
BERNAKY, SARAH E.	Elementary Principal	\$ 101,181.01	\$ 111,187.91	\$ 13,294.26	\$ 972.00	\$ 220.26	\$ -		1200	\$ 300.00
BIEGELMANN, KRISTINA P.	Dir Pupil Personnel Services	\$ 118,544.01	\$ 130,268.13	\$ 10,021.16	\$ 324.96	\$ 257.72	\$ -		2400	\$ 300.00
BREEZE, JENNIFER L.	Elementary Principal	\$ 105,269.03	\$ 115,680.24	\$ 13,294.26	\$ 624.24	\$ 229.07	\$ -		1200	\$ 300.00
BREISCH JR, WILLIAM C.	MS Principal	\$ 125,800.02	\$ 138,241.76	\$ 20,102.47	\$ 1,058.40	\$ 273.31	\$ -		1200	\$ 300.00
BRUNSTRUM, JEFFREY R.	Division Head	\$ 100,641.00	\$ 110,594.50	\$ 19,641.30	\$ 880.68	\$ 218.78	\$ -		600	\$ 300.00
BURKEY, NIKI M.	Director	\$ 125,518.66	\$ 137,932.58	\$ 13,294.26	\$ 1,058.40	\$ 272.88	\$ -		2400	\$ 300.00
CARAMELA, CHRISTOPHER L.	Division Head	\$ 100,641.00	\$ 110,594.50	\$ 8,985.55	\$ 880.68	\$ 218.78	\$ -		600	\$ 300.00
CARLOS, PAMELA A.	Elementary Principal	\$ 107,374.02	\$ 117,993.41	\$ 8,433.60	\$ 400.56	\$ 233.59	\$ -		1200	\$ 300.00
CHILCUTT, RONALD W.	Education Service Specialist	\$ 98,667.00	\$ 108,425.27	\$ 14,061.10	\$ 1,058.40	\$ 214.47	\$ -		1200	\$ 300.00
CHLEBOUN, ROBERT J.	Elementary Principal	\$ 136,177.01	\$ 149,645.05	\$ 13,294.26	\$ 1,058.40	\$ 296.25	\$ -		1200	\$ 300.00
CHRISTIAN, JENNIFER C.	Division Head	\$ 113,340.02	\$ 124,549.46	\$ -	\$ -	\$ 246.57	\$ -		600	\$ 300.00
COLEMAN, HEIDI E.	ELEM Assistant Principal	\$ 84,763.01	\$ 93,146.15	\$ 8,925.50	\$ 880.68	\$ 184.22	\$ -		600	\$ 300.00
COLUMBARO, CHRISTOPHER A.	Elementary Principal	\$ 128,323.03	\$ 141,014.30	\$ 13,294.26	\$ 880.68	\$ 279.11	\$ -		1200	\$ 300.00
CONLEY, KATHRYN L.	Supervisory Dean	\$ 73,606.02	\$ 80,885.72	\$ 9,395.23	\$ 880.68	\$ 160.11	\$ -		600	\$ 300.00
CORRIVEAU, KRISTIN N.	Director	\$ 148,187.00	\$ 162,842.85	\$ 8,433.60	\$ 400.56	\$ 322.32	\$ -		2400	\$ 300.00
CROSS, CHARLENE	Education Service Specialist	\$ 130,191.00	\$ 143,067.02	\$ 8,433.60	\$ 400.56	\$ 283.24	\$ -		1200	\$ 300.00
CROTTY KAGAN, SHEILA A.	Coordinator	\$ 98,667.00	\$ 108,425.27	\$ 8,925.50	\$ 880.68	\$ 214.47	\$ -		1200	\$ 300.00
CUMPATA, KAREN L.	Elementary Principal	\$ 111,712.02	\$ 122,760.45	\$ 20,102.47	\$ 880.68	\$ 242.77	\$ -		1200	\$ 300.00
DACY, MEGGAN M.	Education Service Specialist	\$ 92,978.01	\$ 102,173.63	\$ -	\$ -	\$ 201.93	\$ -		1200	\$ 300.00
DANIELSON, NATHAN G.	HS Associate Principal-Instruction	\$ 118,551.00	\$ 130,275.82	\$ 13,294.26	\$ 1,058.40	\$ 248.98	\$ -		600	\$ 300.00
DE LA PAZ, KARIN L.	Elementary Principal	\$ 103,205.01	\$ 113,412.09	\$ -	\$ -	\$ 224.64	\$ -		1200	\$ 300.00
EHARDT, JEFFREY M.	HS Associate Principal-Operations	\$ 120,922.00	\$ 132,881.31	\$ 19,641.30	\$ 1,058.40	\$ 262.62	\$ -		600	\$ 300.00
EHRMANN, JOSEPH N.	Director	\$ 115,963.92	\$ 127,432.87	\$ 15,276.25	\$ 880.68	\$ 251.83	\$ -		2400	\$ 300.00
ENGEL, AMI J.	Director	\$ 141,673.02	\$ 155,684.62	\$ 13,294.26	\$ 1,058.40	\$ 307.86	\$ -		2400	\$ 300.00
FAIN, CHRISTINA M.	Division Head	\$ 98,667.01	\$ 108,425.27	\$ 20,102.47	\$ 972.00	\$ 214.47	\$ -		600	\$ 300.00
FALK, GEOFFREY R.	Division Head	\$ 113,340.02	\$ 124,549.46	\$ 19,641.30	\$ 1,058.40	\$ 246.57	\$ -		600	\$ 300.00
FRAAS, MATTHEW R.	HS Associate Principal-Operations	\$ 109,522.02	\$ 120,353.86	\$ -	\$ -	\$ 238.15	\$ -		600	\$ 300.00
FREEMAN, ELIZABETH L.	Associate Superintendent	\$ 158,006.16	\$ 173,633.13	\$ 8,433.60	\$ 400.56	\$ 337.72	\$ -		2400	\$ 300.00
GAMBARDELLA, MICHELLE	Education Service Specialist	\$ 117,653.03	\$ 129,289.03	\$ 14,061.10	\$ 880.68	\$ 255.72	\$ -		1200	\$ 300.00
GERTZ, STEVEN L.	HS Athletic Director	\$ 129,414.01	\$ 142,213.18	\$ 19,641.30	\$ 880.68	\$ 281.42	\$ -		1200	\$ 300.00
GLENN, GARY W.	Division Head	\$ 104,707.02	\$ 115,062.65	\$ -	\$ -	\$ 227.57	\$ -		600	\$ 300.00
GLENN, JANINE M.	Supervisory Dean	\$ 107,229.01	\$ 117,834.07	\$ 25,855.26	\$ 1,058.40	\$ 233.37	\$ -		600	\$ 300.00
GORBY, JOHN W.	MS Assistant Principal-Instruction	\$ 109,243.01	\$ 120,047.25	\$ 19,641.30	\$ 1,058.40	\$ 237.72	\$ -		600	\$ 300.00
GOUDY, ELIZABETH G.	MS Assistant Principal-Instruction	\$ 87,861.00	\$ 96,550.55	\$ 14,061.10	\$ 880.68	\$ 190.88	\$ -		600	\$ 300.00
GRAVEL, MELANIE D.	Elementary Principal	\$ 128,035.06	\$ 140,697.86	\$ -	\$ 880.68	\$ 278.68	\$ -		1200	\$ 300.00
GURNEY, ASIA	HS Associate Principal-Instruction	\$ 138,588.86	\$ 152,295.44	\$ 5,368.70	\$ 400.56	\$ 290.77	\$ -		600	\$ 300.00
HAMMOND, ANGELA M.	ELEM Assistant Principal	\$ 83,100.01	\$ 91,318.68	\$ 8,433.60	\$ 324.96	\$ 181.06	\$ -		600	\$ 300.00
HANEY, JOSEPH J.	Supervisory Dean	\$ 76,579.01	\$ 84,152.75	\$ 8,925.50	\$ 411.36	\$ 166.58	\$ -		600	\$ 300.00
HARKIN, SUSAN L.	Superintendent	\$ 225,000.01	\$ 247,252.73	\$ 15,276.25	\$ 880.68	\$ 600.07	\$ -	\$ 19,855.00	2400	\$ 300.00
HARRIES, ADRIAN W.	Director	\$ 153,350.00	\$ 168,516.47	\$ 13,294.26	\$ 880.68	\$ 330.75	\$ -		2400	\$ 300.00

Community Unit School District 300

Public Act 096-0434

Certified Administrator Compensation for the 2021-2022 School Year

As of 9/7/2021

Name	Primary Position	Base Salary	Salary w/Pension Contribution	Board Paid Health Premiums & HSA Deposits	Board Paid Dental & Vision Premiums	Board Paid Life & Disability Premiums	Vacation / Sick Payouts	Annuities	Mileage	HRA Deposits
HERB, JEFFREY M.	Assistant Superintendent	\$ 148,600.45	\$ 163,297.19	\$ 13,294.26	\$ 1,058.40	\$ 322.95	\$ -		2400	\$ 300.00
HERFF, JAMES N.	Supervisory Dean	\$ 91,520.00	\$ 100,571.42	\$ 20,102.47	\$ 1,058.40	\$ 199.05	\$ -		600	\$ 300.00
HERNANDEZ, MIGUEL M.	Division Head	\$ 91,154.01	\$ 100,169.23	\$ 5,368.70	\$ 270.12	\$ 198.51	\$ -		600	\$ 300.00
HERRERA, NICHOLAS J.	Supervisory Dean	\$ 75,078.01	\$ 82,503.30	\$ 8,985.55	\$ 330.12	\$ 163.64	\$ -		600	\$ 300.00
HOLZE, TINA M.	Education Service Specialist	\$ 102,654.01	\$ 112,806.60	\$ 8,433.60	\$ 324.96	\$ 223.16	\$ -		1200	\$ 300.00
HUNT, ERIC P.	ELEM Assistant Principal	\$ 79,872.01	\$ 87,771.43	\$ 13,294.26	\$ 624.24	\$ 173.53	\$ -		600	\$ 300.00
ISRAEL, NANCY	Supervisory Dean	\$ 76,579.01	\$ 84,152.75	\$ 5,368.70	\$ 400.56	\$ 166.58	\$ -		600	\$ 300.00
JAMROZY, SHANNON E.	Supervisory Dean	\$ 89,725.02	\$ 98,598.91	\$ 20,102.47	\$ 1,058.40	\$ 195.03	\$ -		600	\$ 300.00
JOHNSON, JACQUELYN M.	Director	\$ 128,317.02	\$ 141,007.70	\$ 8,925.50	\$ 880.68	\$ 279.09	\$ -		2400	\$ 300.00
KALLIERIS, DIMITRIOS J.	MS Assistant Principal	\$ 93,239.01	\$ 102,460.45	\$ 13,294.26	\$ 880.68	\$ 202.98	\$ -		600	\$ 300.00
KAMINSKI, ALISON C.	MS Assistant Principal	\$ 87,861.00	\$ 96,550.55	\$ -	\$ -	\$ 190.88	\$ -		600	\$ 300.00
KIPP, ASHLEY M.	Supervisory Dean	\$ 75,078.01	\$ 82,503.30	\$ 5,368.70	\$ 400.56	\$ 163.64	\$ -		600	\$ 300.00
KLINN, NORMA	Education Service Specialist	\$ 94,837.01	\$ 104,216.49	\$ -	\$ -	\$ 206.04	\$ -		1200	\$ 300.00
KOS, ALISON E.	Dir of Curriculum & Prof Dev	\$ 116,221.00	\$ 127,715.38	\$ -	\$ 156.84	\$ 252.90	\$ -		2400	\$ 300.00
KOURI, DOUGLAS W.	MS Assistant Principal	\$ 95,103.02	\$ 104,508.81	\$ 13,294.26	\$ 880.68	\$ 207.12	\$ -		600	\$ 300.00
LA BRIE III, LEO R.	MS Principal	\$ 116,221.00	\$ 127,715.38	\$ 8,925.50	\$ 723.84	\$ 252.90	\$ -		1200	\$ 300.00
LANGTON, MATTHEW R.	MS Assistant Principal-Instruction	\$ 86,139.00	\$ 94,658.24	\$ 20,102.47	\$ 1,058.40	\$ 187.63	\$ -		600	\$ 300.00
LEMANSKI, RYAN K.	Education Service Specialist	\$ 100,641.03	\$ 110,594.52	\$ 17,247.89	\$ 1,058.40	\$ 218.78	\$ -		1200	\$ 300.00
LENTZ, JASON D.	MS Principal	\$ 130,884.01	\$ 143,828.57	\$ 8,985.55	\$ 324.96	\$ 284.28	\$ -		1200	\$ 300.00
LINDAHL, DANIEL A.	Division Head	\$ 102,654.00	\$ 112,806.59	\$ -	\$ -	\$ 223.16	\$ -		600	\$ 300.00
LINDLEY, ANDREW J.	Division Head	\$ 94,837.01	\$ 104,216.48	\$ 8,925.50	\$ 1,058.40	\$ 205.64	\$ -		600	\$ 300.00
MAINOLFI, KELLIE A.	HS Assistant Principal	\$ 100,641.03	\$ 110,594.52	\$ 19,641.30	\$ 880.68	\$ 218.78	\$ -		600	\$ 300.00
MARTINSEN, JESSICA A.	ELEM Assistant Principal	\$ 79,872.01	\$ 87,771.43	\$ 19,641.30	\$ 1,058.40	\$ 173.53	\$ -		600	\$ 300.00
MAZANEK, EILEEN L.	Division Head	\$ 91,154.01	\$ 100,169.23	\$ 8,433.60	\$ 324.96	\$ 198.51	\$ -		600	\$ 300.00
MCMAHON, KARA K.	Deputy Superintendent	\$ 207,032.01	\$ 227,507.69	\$ 19,641.30	\$ 1,058.40	\$ 397.80	\$ -		2400	\$ 300.00
MILADINOVIC, VERA	Education Service Specialist	\$ 98,667.00	\$ 108,425.27	\$ 5,368.70	\$ 624.24	\$ 214.47	\$ -		1200	\$ 300.00
MORA, EBERTO	Associate Superintendent	\$ 158,052.02	\$ 173,683.52	\$ 15,276.25	\$ 880.68	\$ 337.79	\$ -		2400	\$ 300.00
MUNOZ, MARLENE	ELEM Assistant Principal	\$ 81,470.00	\$ 89,527.47	\$ 13,294.26	\$ 880.68	\$ 177.27	\$ -		600	\$ 300.00
MURPHY, KELLEY S.	Elementary Principal	\$ 103,205.01	\$ 113,412.09	\$ 7,477.54	\$ 324.96	\$ 224.64	\$ -		1200	\$ 300.00
NACKE, SHELLEY A.	Assist Supt Ed Services	\$ 181,551.03	\$ 199,506.60	\$ 8,433.60	\$ 324.96	\$ 373.03	\$ -		2400	\$ 300.00
NOWAK, DAVID R.	Coordinator	\$ 102,654.01	\$ 112,806.60	\$ 19,641.30	\$ 880.68	\$ 223.16	\$ -		1200	\$ 300.00
OESTERREICH, NANCY L.	Director	\$ 100,641.03	\$ 110,594.52	\$ 8,433.60	\$ 400.56	\$ 218.78	\$ -		2400	\$ 300.00
PALOMBIT, DANIEL W.	Coordinator	\$ 113,083.57	\$ 124,267.65	\$ 19,641.30	\$ 1,058.40	\$ 246.17	\$ -		1200	\$ 300.00
PARISI, THOMAS J.	Director	\$ 128,323.03	\$ 141,014.30	\$ 8,433.60	\$ 400.56	\$ 279.11	\$ -		2400	\$ 300.00
PASCO, ANNE H.	Assistant Superintendent	\$ 137,593.01	\$ 151,201.10	\$ 19,641.30	\$ 1,058.40	\$ 299.06	\$ -		2400	\$ 300.00
PASQUALE, MARY A.	Division Head	\$ 91,154.01	\$ 100,169.23	\$ 7,477.54	\$ -	\$ 198.51	\$ -		600	\$ 300.00
PETERSON, BRIAN K.	HS Assistant Principal	\$ 100,641.03	\$ 110,594.52	\$ 13,801.45	\$ 1,058.40	\$ 218.78	\$ -		600	\$ 300.00
POOL, NICOLAS D.	MS Assistant Principal	\$ 89,618.00	\$ 98,481.31	\$ 5,368.70	\$ 324.96	\$ 194.87	\$ -		600	\$ 300.00
PORSCHKE, BRITTANY S.	Elementary Principal	\$ 116,227.01	\$ 127,721.97	\$ 20,102.47	\$ 880.68	\$ 252.90	\$ -		1200	\$ 300.00
PORTER, JENNIFER A.	Chief Financial Officer	\$ 171,415.01	\$ 188,368.13	\$ 20,102.47	\$ 1,058.40	\$ 357.82	\$ -		2400	\$ 300.00
QUITNO, ROBERT A.	HS Assistant Principal	\$ 115,606.01	\$ 127,039.56	\$ 13,294.26	\$ 880.68	\$ 251.29	\$ -		600	\$ 300.00
RANDL, JAMIE J.	Education Service Specialist	\$ 98,667.00	\$ 108,425.27	\$ 13,294.26	\$ 880.68	\$ 214.47	\$ -		1200	\$ 300.00
REGUL, NANCY L.	ELEM Assistant Principal	\$ 90,952.73	\$ 99,948.05	\$ 13,801.45	\$ 880.68	\$ 197.54	\$ -		600	\$ 300.00
REIG, DAWN S.	MS Assistant Principal	\$ 125,484.02	\$ 137,894.52	\$ 8,433.60	\$ 450.24	\$ 270.05	\$ -		600	\$ 300.00

Community Unit School District 300

Public Act 096-0434

Certified Administrator Compensation for the 2021-2022 School Year

As of 9/7/2021

Name	Primary Position	Base Salary	Salary w/Pension Contribution	Board Paid Health Premiums & HSA Deposits	Board Paid Dental & Vision Premiums	Board Paid Life & Disability Premiums	Vacation / Sick Payouts	Annuities	Mileage	HRA Deposits
REINCKE, ANGELA L.	Elementary Principal	\$ 125,525.16	\$ 137,939.72	\$ 8,985.55	\$ 1,058.40	\$ 272.90	\$ -		1200	\$ 300.00
ROHLWING, SUSAN J.	Elementary Principal	\$ 122,715.00	\$ 134,851.63	\$ -	\$ -	\$ 266.67	\$ -		1200	\$ 300.00
RUMORO, DAVID P.	MS Assistant Principal-Instruction	\$ 97,006.00	\$ 106,599.99	\$ 5,368.70	\$ 324.96	\$ 211.32	\$ -		600	\$ 300.00
RUZINOK, THOMAS E.	MS Principal	\$ 131,535.02	\$ 144,543.97	\$ 13,294.26	\$ 624.24	\$ 285.93	\$ -		1200	\$ 300.00
SAINSBURY, KRISTIN N.	Associate Superintendent	\$ 146,302.01	\$ 160,771.43	\$ 15,085.15	\$ 1,058.40	\$ 318.15	\$ -		2400	\$ 300.00
SALAZAR, BASILIO	Coordinator	\$ 140,606.26	\$ 154,512.36	\$ 19,641.30	\$ 1,058.40	\$ 305.58	\$ -		1200	\$ 300.00
SANTELLA, PATRICIA	Division Head	\$ 100,641.00	\$ 110,594.50	\$ 8,433.60	\$ 324.96	\$ 218.78	\$ -		600	\$ 300.00
SCHAEFER, BRANDON P.	Education Service Specialist	\$ 100,641.03	\$ 110,594.52	\$ 13,294.26	\$ 880.68	\$ 218.78	\$ -		1200	\$ 300.00
SCHILLING, RACHEL E.	ELEM Assistant Principal	\$ 84,763.01	\$ 93,146.15	\$ -	\$ 880.68	\$ 184.22	\$ -		600	\$ 300.00
SCHMIDT, PATRICIA M.	Dir Acctnbly & Assmnt	\$ 128,317.02	\$ 141,007.70	\$ 14,061.10	\$ 1,058.40	\$ 279.09	\$ -		2400	\$ 300.00
SCHMIDT, SHERRIE L.	School Hlth Svcs Coordinator	\$ 127,638.00	\$ 140,261.53	\$ 8,985.55	\$ 450.24	\$ 277.41	\$ -		1200	\$ 300.00
SCHUMACHER, JOSEPH W.	Assistant Superintendent	\$ 157,695.13	\$ 173,291.34	\$ 15,085.15	\$ 1,058.40	\$ 337.27	\$ -		2400	\$ 300.00
SEWARD, TISHA M.	Education Service Specialist	\$ 96,734.01	\$ 106,301.10	\$ -	\$ 1,058.40	\$ 210.22	\$ -		1200	\$ 300.00
SIBIGTROTH, JESSICA M.	MS Assistant Principal-Instruction	\$ 86,139.00	\$ 94,658.24	\$ 5,368.70	\$ 270.12	\$ 187.63	\$ -		600	\$ 300.00
SIECZKOWSKI, JOSEPH W.	Coordinator	\$ 116,221.00	\$ 127,715.38	\$ 20,102.47	\$ 1,058.40	\$ 252.90	\$ -		1200	\$ 300.00
SITTER, MICHAEL C.	HS Athletic Director	\$ 102,040.01	\$ 112,131.87	\$ -	\$ -	\$ 222.22	\$ -		1200	\$ 300.00
SKOLAR, KRISTEN M.	Education Service Specialist	\$ 98,667.00	\$ 108,425.27	\$ 13,294.26	\$ 880.68	\$ 214.47	\$ -		1200	\$ 300.00
SMITH, JASON A.	Supervisory Dean	\$ 89,725.02	\$ 98,598.91	\$ 13,801.45	\$ 880.68	\$ 195.03	\$ -		600	\$ 300.00
SMITH, MARTINA D.	Assistant Superintendent	\$ 132,250.01	\$ 145,329.66	\$ 8,433.60	\$ 400.56	\$ 271.58	\$ -		2400	\$ 300.00
SMITH, MICHELLE M.	Elementary Principal	\$ 109,522.02	\$ 120,353.86	\$ 13,294.26	\$ 1,058.40	\$ 238.15	\$ -		1200	\$ 300.00
STANCZAK, KERRIE A.	Education Service Specialist	\$ 94,837.01	\$ 104,216.49	\$ -	\$ -	\$ 206.04	\$ -		1200	\$ 300.00
STEFANEC, CHRISTINA	MS Assistant Principal	\$ 86,139.00	\$ 94,658.24	\$ 19,641.30	\$ 880.68	\$ 187.63	\$ -		600	\$ 300.00
STOUFFER, JACOB N.	HS Associate Principal-Operations	\$ 111,712.02	\$ 122,760.45	\$ 7,477.54	\$ 400.56	\$ 242.77	\$ -		600	\$ 300.00
STOUT, DEBORAH A.	HS Associate Principal-Instruction	\$ 123,341.00	\$ 135,539.55	\$ 13,294.26	\$ 880.68	\$ 259.27	\$ -		600	\$ 300.00
SZYMCZAK, JAMES B.	MS Principal	\$ 128,317.02	\$ 141,007.70	\$ 13,294.26	\$ 880.68	\$ 279.09	\$ -		1200	\$ 300.00
TIMONEN, AMY E.	Education Service Specialist	\$ 102,654.01	\$ 112,806.60	\$ -	\$ -	\$ 223.16	\$ -		1200	\$ 300.00
TROY, JENNIFER E.	Elementary Principal	\$ 101,181.01	\$ 111,187.91	\$ 13,294.26	\$ 1,058.40	\$ 220.26	\$ -		1200	\$ 300.00
VALLE, BARBARA J.	HS Principal	\$ 167,725.02	\$ 184,313.19	\$ 19,641.30	\$ 1,058.40	\$ 352.30	\$ -		1200	\$ 300.00
VAN WAGENINGEN, LISA M.	Elementary Principal	\$ 113,947.01	\$ 125,216.49	\$ 13,294.26	\$ 880.68	\$ 247.47	\$ -		1200	\$ 300.00
VAZIRI, BARZEEN	Supervisory Dean	\$ 76,579.01	\$ 84,152.75	\$ 13,801.45	\$ 880.68	\$ 166.58	\$ -		600	\$ 300.00
WALLER, KARI L.	Director	\$ 116,221.00	\$ 127,715.38	\$ -	\$ 880.68	\$ 296.50	\$ -		2400	\$ 300.00
WETZEL, MARK A.	Director	\$ 123,334.01	\$ 135,531.87	\$ 19,641.30	\$ 880.68	\$ 268.26	\$ -		2400	\$ 300.00
WILKINSON, STACY L.	Alternative Ed Principal	\$ 116,227.01	\$ 127,721.97	\$ 13,294.26	\$ 624.24	\$ 252.90	\$ -		600	\$ 300.00
WISHOWSKI-WETZEL, KATIE A.	HS Principal	\$ 143,152.00	\$ 157,309.88	\$ 19,641.30	\$ 1,058.40	\$ 311.42	\$ -		1200	\$ 300.00
WOCHNER, CHRISTINA M.	Education Service Specialist	\$ 98,667.00	\$ 108,425.27	\$ 8,433.60	\$ 880.68	\$ 214.47	\$ -		1200	\$ 300.00
WRIGHT, KIMBERLY	Elementary Principal	\$ 105,269.03	\$ 115,680.24	\$ 19,641.30	\$ 880.68	\$ 229.07	\$ -		1200	\$ 300.00
YOUNG, LAURA L.	MS Assistant Principal	\$ 91,411.02	\$ 100,451.66	\$ -	\$ -	\$ 198.89	\$ -		600	\$ 300.00
ZIELENIEWSKI, CRAIG A.	Director	\$ 153,006.84	\$ 168,139.37	\$ -	\$ 794.28	\$ 330.23	\$ -		2400	\$ 300.00
ZURSIN, JAMES C.	Elementary Principal	\$ 130,890.01	\$ 143,835.17	\$ 13,801.45	\$ 1,058.40	\$ 284.30	\$ -		1200	\$ 300.00

Community Unit School District 300

Public Act 097-0256

Administrator Teacher Salary and Benefits Report

2021-2022 School Year

As of 9/7/2021

Name	Primary Position	Base Salary	FTE	Vacation/Flex Days/Hours	Sick & Personal Days	Bonus	Annuities	Retirement Enhancements (Board Paid TRS/IMRF Employee Portion, HRA Retiree Deposits)	Other Benefits (Board Paid Insurance Premiums, HSA&HRA Deposits)
ABOY, CRISTINA	ELEM Kindergarten Dual Language Teacher	\$ 79,172.01	1		14			4,166.98	5,922.42
ADAME, SHILOH C.	MS Language Arts Teacher	\$ 77,619.01	1		14			4,085.24	14,458.54
ADAMS, ANDREW J.	MS Social Studies Teacher	\$ 51,817.01	1		14			2,727.23	6,052.86
ADAMS, BELINDA T.	Behavior Disorder Teacher	\$ 79,172.01	1		14			4,166.98	15,403.10
ADAMSON, STEPHANIE D.	Instructional Coach - Math	\$ 59,520.00	1		14			3,132.66	20,805.58
ADAMS-WHITSON, VICKI H.	Cross Categorical Teacher	\$ 58,353.01	1		14			3,071.24	6,710.70
ADKINS, HOLLY T.	Media Teacher	\$ 49,881.01	1		14			2,625.34	283.60
AGARWAL, MEENU	MS ESL Teacher	\$ 66,222.02	1		14			3,485.40	10,327.55
AGNEAU, CARIE L.	HS French Teacher	\$ 68,922.01	1		14			3,627.50	5,977.26
AGNEAU, EMMA G.	HS Spanish Teacher	\$ 67,571.01	1		14			3,556.40	5,977.26
AGENLIAN, JULI A.	ELEM Third Grade Teacher	\$ 73,112.02	1		14			3,848.03	20,648.74
AGUINAGA, JANICE R.	HS Math Teacher	\$ 77,590.01	1		14			4,083.72	1,164.28
AGUIRRE, DEBORAH C.	Cognitive Disabilities Teacher	\$ 100,374.00	1		14			5,282.88	608.56
AHLSTEDT, ALEXIS P.	Autism Teacher	\$ 50,879.01	1		14			2,677.86	8,161.70
AHR, THEODORE A.	School Social Worker	\$ 92,764.00	1		14			4,882.35	10,089.78
AICHINGER, AMY S.	HS Math Teacher	\$ 62,496.01	1		14			3,289.29	283.60
ALCANTAR, REBECCA L.	HS FACS Teacher	\$ 55,050.01	1		14			2,897.39	6,139.26
ALDAY, BEATRIZ	HS Math Teacher	\$ 79,172.01	1		14			4,166.98	9,204.16
ALDERSON, SAMANTHA M.	Emotional Disorder Teacher	\$ 51,897.01	1		14			2,731.44	9,042.16
ALEXANDER, TIFFANY A.	School Social Worker	\$ 58,827.01	1		14			3,096.18	283.60
ALLEN, KEVIN S.	HS Business Teacher	\$ 51,817.01	1		14			2,727.23	13,577.69
ALLISON, CORINNE J.	Certified Technology Support	\$ 60,071.00	1		14			3,161.66	20,805.58
ALLISON, WHITNEY R.	School Social Worker	\$ 61,202.00	1		14			3,221.18	5,977.26
ALMEIDA, SANDRA	ELEM First Grade Dual Language Teacher	\$ 84,017.01	1		14			4,421.98	15,403.10
ALMODOVAR, JORGE E.	Director	\$ 130,884.01	1	25	14			12,944.56	584.28
ALMODOVAR, KIMBERLY A.	Cross Categorical Tchr - Resource - EL	\$ 71,134.01	1		14			3,743.93	18,589.89
ALONSO, YANIN	ELEM Kindergarten Dual Language Teacher	\$ 66,321.01	1		14			3,490.61	9,042.16
ALPERSTEIN, MARCELLE F.	Cross Categorical Tchr - Resource - EL	\$ 68,895.01	1		14			3,626.08	15,225.38
ALT, KRISTIN T.	School Psychologist	\$ 71,304.22	1		14			3,752.88	283.60
ALTERS JR, DAVID M.	HS Alternative Ed Teacher	\$ 85,698.02	1		14			4,510.46	9,042.16
ALVARADO, MARITZA	ELEM Fifth Grade Dual Language Teacher	\$ 47,944.00	1		14			2,523.39	16,092.59
ALVAREZ LOZA, CARMEN	ELEM Fourth Grade Dual Language Teacher	\$ 50,879.01	1		14			2,677.86	283.60
ALVERNIA-KOPETSKY, LISA M.	ELEM PE Teacher	\$ 49,881.01	1		14			2,625.34	283.60
AMARO, MANUELA	ELEM Second Grade Dual Language Teacher	\$ 84,017.01	1		14			4,421.98	14,965.73
AMBROSINI, KATELYNN A.	ELEM Fourth Grade Teacher	\$ 63,746.01	1		14			3,355.08	21,266.75
AMELIO, BRIDGET A.	Hearing Impaired Teacher	\$ 65,792.02	1		14			3,462.77	283.60
ANDERSON, EMILY R.	ELEM Second Grade Teacher	\$ 50,879.01	1		14			2,677.86	5,906.82
ANDERSON, JANELLE L.	Cross Categorical Teacher	\$ 58,353.01	1		14			3,071.24	5,977.26
ANDERSON, JONATHAN R.	Supervisory Dean	\$ 78,111.00	1	4	14			7,725.26	6,093.44
ANDERSON, LACEY C.	ELEM Kindergarten Teacher	\$ 52,934.01	1		14			2,786.02	13,399.97
ANDERSON, LISA M.	HS English Teacher	\$ 54,988.02	1		14			2,894.13	18,589.89
ANDERSON, MARY A.	ELEM Art Teacher	\$ 47,004.02	1		14			2,473.92	8,161.70
ANDERSON, MICHAEL L.	HS Business Teacher	\$ 51,897.01	1		14			2,731.44	9,669.71
ANDERSON, PAUL J.	Cross Categorical Teacher	\$ 63,675.00	1		14			3,351.34	283.60
ANDERSON, RYAN J.	HS English Teacher	\$ 57,274.01	1		14			3,014.45	5,906.82
ANDERSON, SHAWN C.	HS Science Teacher	\$ 59,520.00	1		14			3,132.66	8,787.64
ANGELO, ALLISON E.	ELEM Fourth Grade Teacher	\$ 58,353.01	1		14			3,071.24	8,086.10
ANGLADA FELICIANO, SUHEILEY	ELEM Kindergarten Dual Language Teacher	\$ 51,897.01	1		14			2,731.44	8,161.70
ANGSURAT, MARCY L.	MS Language Arts Teacher	\$ 53,909.00	1		14			2,837.34	1,342.00

Community Unit School District 300

Public Act 097-0256

Administrator Teacher Salary and Benefits Report

2021-2022 School Year

As of 9/7/2021

Name	Primary Position	Base Salary	FTE	Vacation/Flex Days/Hours	Sick & Personal Days	Bonus	Annuities	Retirement Enhancements (Board Paid TRS/IMRF Employee Portion, HRA Retiree Deposits)	Other Benefits (Board Paid Insurance Premiums, HSA&HRA Deposits)
ANGULO, NORMA O.	ELEM Fifth Grade Dual Language Teacher	\$ 66,321.01	1		14			\$ 3,490.61	\$ 283.60
ANTONA TARRES, LAURA	ELEM Second Grade Dual Language Teacher	\$ 52,914.01	1		14			\$ 2,784.97	\$ 6,052.86
ANWAR, SAQIBA	HS Science Teacher	\$ 52,853.01	1		14			\$ 2,781.76	\$ 10,267.50
ARAGON, LAUREN J.	HS Alternative Learn Op Tchr	\$ 53,972.01	1		14			\$ 2,840.65	\$ 283.60
AREND, DENISE A.	Speech Pathologist	\$ 79,172.01	1		14			\$ 4,166.98	\$ 9,117.76
ARMS, DEANNA R.	ELEM Fourth Grade Teacher	\$ 84,115.01	1		14			\$ 4,427.14	\$ 20,805.58
ARNESON, KAYDI A.	ELEM Third Grade Teacher	\$ 71,134.01	1		14			\$ 3,743.93	\$ 14,458.54
ARREDONDO-BRANA, MARUXA A.	ELEM First Grade Dual Language Teacher	\$ 102,419.01	1		14			\$ 5,390.52	\$ 1,164.28
ARTEL, DIANE M.	Instructional Coach - Math	\$ 54,988.02	1		14			\$ 2,894.13	\$ 283.60
ASTACIO, CONSTANCE A.	Certified Nurse	\$ 59,612.01	1		14			\$ 3,137.50	\$ 20,983.30
AUKES, MELISSA J.	MS Band Teacher	\$ 70,382.01	1		14			\$ 3,704.35	\$ 21,444.47
AUSTIN, TRACY A.	ELEM Second Grade Teacher	\$ 54,988.02	1		14			\$ 2,894.13	\$ 9,117.76
AYERS, SEAN A.	HS Math Teacher	\$ 47,004.02	1		14			\$ 2,473.92	\$ 8,086.10
BACH, LISA A.	Speech Pathologist	\$ 90,912.01	1		14			\$ 4,784.88	\$ 15,225.38
BACHMAN, CHERYL A.	School Psychologist	\$ 75,638.12	1		14			\$ 3,980.99	\$ 8,987.32
BAHR, ANNIE L.	ELEM Second Grade Teacher	\$ 67,545.00	1		14			\$ 3,555.03	\$ 5,977.26
BAILEY, ELIZABETH S.	MS Math Teacher	\$ 58,892.01	1		14			\$ 3,099.60	\$ 9,117.76
BAILYE, ANDREW S.	MS Technology Teacher	\$ 59,520.00	1		14			\$ 3,132.66	\$ 21,444.47
BAILYE, DEANNA L.	School Counselor	\$ 60,003.00	1		14			\$ 3,158.08	\$ 283.60
BAKER, DEBORAH A.	Cross Categorical Teacher	\$ 79,264.01	1		14			\$ 4,171.82	\$ 9,042.16
BAKER, KELLY N.	School Counselor	\$ 27,204.00	0.5		7			\$ 1,431.80	\$ 141.80
BAKER, MELISSA M.	HS FACS Teacher	\$ 74,604.00	1		14			\$ 3,926.56	\$ 14,202.10
BALCHUNAS, ANTHONY J.	ELEM PE Teacher	\$ 57,297.02	1		14			\$ 3,015.66	\$ 20,805.58
BALLARD, KEVIN J.	Certified Technology Support	\$ 112,907.00	1		14			\$ 5,942.52	\$ 9,594.11
BALLERINE, RENEE E.	Cross Categorical Teacher	\$ 84,115.01	1		14			\$ 4,427.14	\$ 14,458.54
BALONGAG, MARK R.	Voc Ed/300 Plus	\$ 52,934.01	1		14			\$ 2,786.02	\$ 283.60
BALONGAG, STEPHANIE E.	Cognitive Disabilities Teacher	\$ 54,988.02	1		14			\$ 2,894.13	\$ 14,636.26
BANNERMAN, MICHELLE B.	ELEM Second Grade Teacher	\$ 55,073.01	1		14			\$ 2,898.60	\$ 283.60
BANUELOS, DANIELLE R.	ELEM Fourth Grade Dual Language Teacher	\$ 58,353.01	1		10			\$ 3,071.24	\$ 283.60
BARONE, KIM D.	School Counselor	\$ 90,912.01	1		14			\$ 4,784.88	\$ 15,225.38
BARTELS, SAMANTHA L.	HS FACS Teacher	\$ 67,647.01	1		14			\$ 3,560.40	\$ 14,636.26
BARTLETT, ERIKA L.	Cross Categorical Teacher	\$ 55,050.01	1		14			\$ 2,897.39	\$ 15,143.45
BARTLETT, SAMUEL J.	HS Science Teacher	\$ 50,879.01	1		14			\$ 2,677.86	\$ 8,161.70
BASSO, KRISTIN M.	Instructional Coach - ELA	\$ 57,210.01	1		14			\$ 3,011.08	\$ 14,636.26
BATES, LAURA A.	ELEM Fifth Grade Teacher	\$ 78,540.01	1		14			\$ 4,133.72	\$ 5,977.26
BAUER, JEREMY W.	HS PE Teacher	\$ 85,698.02	1		14			\$ 4,510.46	\$ 14,458.54
BAUMANN, ALISHA A.	ELEM Fourth Grade Teacher	\$ 90,912.01	1		14			\$ 4,784.88	\$ 283.60
BAYER, PETRA M.	Media Teacher	\$ 44,773.53	0.88		7			\$ 2,356.52	\$ -
BAYLESS GALLIGAR, GINA L.	Speech Pathologist	\$ 92,730.01	1		14			\$ 4,880.57	\$ 8,161.70
BAYLIAN, LAUREN D.	Cross Categorical Tchr - Resource - EL	\$ 56,087.01	1		14			\$ 2,951.97	\$ 6,052.86
BAYS, JILL A.	School Psychologist	\$ 77,778.72	1		14			\$ 4,093.65	\$ 613.72
BEATTY, MELISSA L.	ELEM Fifth Grade Teacher	\$ 66,244.01	1		14			\$ 3,486.55	\$ 5,652.30
BEATTY, TRACY M.	HS PE Teacher	\$ 63,162.01	1		14			\$ 3,324.34	\$ 10,267.50
BELICK, BENJAMIN R.	ELEM Third Grade Teacher	\$ 72,558.01	1		14			\$ 3,818.87	\$ 14,458.54
BELICK, JILL B.	Certified Advisor	\$ 73,141.01	1		14			\$ 3,849.56	\$ 283.60
BELLIE, MARISA K.	ELEM Orchestra Teacher	\$ 55,050.01	1		14			\$ 2,897.39	\$ 9,042.16
BENDING, BRETT	HS Principal	\$ 167,349.23	1	25	14			\$ 16,551.01	\$ 21,173.72
BENNETT, SANDRA M.	ELEM First Grade Teacher	\$ 112,907.00	1		14			\$ 5,942.52	\$ 20,983.30
BENNETT, TAMMY L.	ELEM Interventionist - ELA	\$ 110,693.01	1		14			\$ 5,825.99	\$ 440.44

Community Unit School District 300

Public Act 097-0256

Administrator Teacher Salary and Benefits Report

2021-2022 School Year

As of 9/7/2021

Name	Primary Position	Base Salary	FTE	Vacation/Flex Days/Hours	Sick & Personal Days	Bonus	Annuities	Retirement Enhancements (Board Paid TRS/IMRF Employee Portion, HRA Retiree Deposits)	Other Benefits (Board Paid Insurance Premiums, HSA&HRA Deposits)
BENOIT, JOSEPH R.	HS Athletic Director	\$ 102,040.01	1	25	14			10,091.86	14,539.53
BENTSEN, KURT W.	HS PE Teacher	\$ 76,097.02	1		14			4,005.14	283.60
BENTZ, KATHERINE E.	ELEM Third Grade Teacher	\$ 47,004.02	1		14			2,473.92	283.60
BERINGER, ROBERT J.	HS Business Teacher	\$ 74,575.00	1		14			3,925.03	283.60
BERKIEL, LORI A.	School Counselor	\$ 92,021.02	1		14			22,243.25	10,755.00
BERNAHL, CLAIRE M.	Cross Categorical Teacher	\$ 58,353.01	1		14			3,071.24	15,403.10
BERNAKY, SARAH E.	Elementary Principal	\$ 101,181.01	1	25	14			10,006.90	14,786.52
BERNSTEIN, SARAH M.	ELEM Third Grade Teacher	\$ 60,071.00	1		14			3,161.66	18,412.17
BERO, ANDREW C.	HS English Teacher	\$ 58,353.01	1		14			3,071.24	613.72
BERRY, CHRISTOPHER M.	MS PE Teacher	\$ 51,817.01	1		14			2,727.23	9,042.16
BESCHORNER, ALEXA R.	ELEM Fifth Grade Teacher	\$ 51,897.01	1		14			2,731.44	9,042.16
BETTCHER, LINNEA E.	MS Vocal Music Teacher	\$ 50,879.01	1		14			2,677.86	5,977.26
BETTS, JONATHAN R.	ELEM Fifth Grade Teacher	\$ 80,725.00	1		14			4,248.72	20,805.58
BEYER, JEREMY D.	HS Orchestra Teacher	\$ 56,087.01	1		14			2,951.97	6,139.26
BIALLAS, BETHANY A.	HS French Teacher	\$ 109,020.01	1		14			5,737.94	21,118.54
BIALLAS, LISA M.	ELEM First Grade Teacher	\$ 106,518.01	1		14			5,606.26	15,278.69
BIEGELMANN, KRISTINA P.	Dir Pupil Personnel Services	\$ 118,544.01	1	25	14			11,724.12	10,903.84
BIESIADA, DANIELLE R.	Cross Categorical Teacher	\$ 47,004.02	1		14			2,473.92	283.60
BIGLER, JOHN M.	HS English Teacher	\$ 78,540.01	1		14			4,133.72	9,597.88
BILLINGS, JESSICA K.	HS English Teacher	\$ 89,129.02	1		14			4,691.04	20,983.30
BIRKHEAD, BRADFORD L.	MS Social Studies Teacher	\$ 76,097.02	1		14			4,005.14	283.60
BIRKHEAD, VIDA A.	ELEM First Grade Teacher	\$ 92,764.00	1		14			4,882.35	18,259.81
BISHOP, MATTHEW D.	MS Band Teacher	\$ 55,073.01	1		14			2,898.60	9,117.76
BIUNDO, LAURA M.	School Social Worker	\$ 61,202.00	1		14			3,221.18	283.60
BJORVIK, KATE E.	Certified Technology Support	\$ 54,988.02	1		14			2,894.13	9,042.16
BLADES, TERRY R.	Cross Categorical Teacher	\$ 76,097.02	1		14			4,005.14	1,164.28
BLASECK, JAMES R.	Adapted PE Teacher	\$ 98,441.01	1		14			5,181.15	15,225.38
BLAUS, KERRI K.	ELEM Second Grade Teacher	\$ 102,381.00	1		14			5,388.52	14,965.73
BLOCK, MEGAN M.	ELEM First Grade Teacher	\$ 51,897.01	1		14			2,731.44	20,805.58
BLOCK, MICHAEL D.	HS Science Teacher	\$ 84,017.01	1		14			4,421.98	9,117.76
BLOMQUIST, JOHN M.	MS Language Arts Teacher	\$ 100,374.00	1		14			5,282.88	10,629.72
BLOMQUIST, NICOLL P.	MS Social Studies Teacher	\$ 63,162.01	1		14			3,324.34	9,042.16
BLOOM, ALYSSA K.	Autism Teacher	\$ 54,988.02	1		14			2,894.13	10,559.51
BLOOMBERG, BRYAN M.	MS PE Teacher	\$ 100,259.01	1		14			5,276.83	14,458.54
BLOOMBERG, MARISA A.	ELEM First Grade Teacher	\$ 76,069.01	1		14			4,003.66	1,342.00
BLOOMBERG, ROXANNE C.	HS Health Teacher	\$ 67,545.00	1		14			3,555.03	283.60
BLUM, KELLY A.	HS English Teacher	\$ 79,264.01	1		14			4,171.82	1,164.28
BOAZ, LAUREN M.	School Counselor	\$ 60,003.00	1		14			3,158.08	1,185.16
BOCKA, KARINA M.	Cross Categorical Teacher	\$ 57,210.01	1		14			3,011.08	5,922.42
BODY, CLINTON J.	School Psychologist	\$ 95,291.61	1		14			5,015.39	14,636.26
BOEHNING, HEIDI B.	MS Interventionist - Math	\$ 54,408.00	1		14			2,863.60	283.60
BOEKENHAUER, SONJA E.	MS Science Teacher	\$ 69,740.01	1		14			3,670.56	440.44
BOHLEN, TRACI L.	ELEM Second Grade Teacher	\$ 59,520.00	1		14			3,132.66	21,266.75
BOHLMAN, MILES N.	HS Band Teacher	\$ 47,944.00	1		14			2,523.39	283.60
BOLANDER, KELSEY L.	ELEM Second Grade Teacher	\$ 49,881.01	1		14			2,625.34	283.60
BOLAS, KELLY D.	ELEM Interventionist - Math	\$ 83,988.00	1		14			4,420.46	16,249.43
BOLDING, LYNDA L.	HS Social Studies Teacher	\$ 79,172.01	1		14			4,166.98	14,965.73
BOLHOUS, JAYCE L.	Dir of IT - Non Cert	\$ 111,117.02	1	25	14			5,000.27	866.85
BONA, ALEXIS J.	HS English Teacher	\$ 47,004.02	1		14			2,473.92	283.60

Community Unit School District 300

Public Act 097-0256

Administrator Teacher Salary and Benefits Report

2021-2022 School Year

As of 9/7/2021

Name	Primary Position	Base Salary	FTE	Vacation/Flex Days/Hours	Sick & Personal Days	Bonus	Annuities	Retirement Enhancements (Board Paid TRS/IMRF Employee Portion, HRA Retiree Deposits)	Other Benefits (Board Paid Insurance Premiums, HSA&HRA Deposits)
BONE, MANDY L.	ELEM Second Grade Teacher	\$ 80,725.00	1		14			4,248.72	283.60
BORHART, JASON A.	HS Math Teacher	\$ 87,412.01	1		14			4,600.67	283.60
BORKOWSKI, EVAN G.	Instructional Coach - Math	\$ 80,849.01	1		14			4,255.24	15,225.38
BOSCARINO, KATHLEEN A.	ELEM First Grade Teacher	\$ 59,520.00	1		14			3,132.66	14,458.54
BOUSHLEY, MELANIE F.	HS FACS Teacher	\$ 48,903.01	1		14			2,573.86	283.60
BOWEN, KIMBERLY K.	MS Language Arts Teacher	\$ 82,340.01	1		14			4,333.72	10,737.23
BOWERS, JUSTIN J.	HS Science Teacher	\$ 77,590.01	1		14			4,083.72	20,805.58
BOYNTON, CYNTHIA R.	HS Math Teacher	\$ 77,619.01	1		14			4,085.24	10,737.23
BRADSTREET, SARAH A.	MS Math Teacher	\$ 69,740.01	1		14			3,670.56	20,805.58
BRADY, MEGHAN P.	MS Language Arts Teacher	\$ 51,897.01	1		14			2,731.44	8,086.10
BRAKER, CALVIN J.	HS Social Studies Teacher	\$ 73,112.02	1		14			3,848.03	14,202.10
BRANDT, MITCHELL L.	HS Industrial Tech Teacher	\$ 85,569.02	1		14			4,503.67	15,403.10
BRANNAN, AMY T.	HS Health Teacher	\$ 77,619.01	1		14			4,085.24	20,805.58
BREDLAU, ROSE A.	HS Business Teacher	\$ 51,817.01	1		14			2,727.23	283.60
BREEZE, JENNIFER L.	Elementary Principal	\$ 105,269.03	1	25	14			10,411.21	14,447.57
BREISCH JR, WILLIAM C.	MS Principal	\$ 125,800.02	1	25	14			12,441.75	21,734.18
BRENIZER, MICHELLE D.	ELEM Kindergarten Teacher	\$ 58,353.01	1		14			3,071.24	283.60
BRICE, COLIN R.	HS PE Teacher	\$ 58,353.01	1		14			3,071.24	9,042.16
BROCKER, NANCY J.	ELEM Music Teacher	\$ 59,520.00	1		14			3,132.66	283.60
BROCKER, WILLIAM A.	HS Band Teacher	\$ 57,210.01	1		14			3,011.08	21,444.47
BROCKWAY, ANDREA M.	ELEM Interventionist - ELA	\$ 60,710.01	1		14			3,195.29	14,636.26
BRODIE, LINDA A.	School Psychologist	\$ 120,421.81	1		14			6,338.04	6,102.54
BROMBERG, MAGDALENA A.	MS Spanish Teacher	\$ 63,675.00	1		14			3,351.34	5,977.26
BROSMAN, JACOB T.	HS Math Teacher	\$ 49,881.01	1		14			2,625.34	14,045.26
BROWN, ADAM C.	ELEM Music Teacher	\$ 59,520.00	1		14			3,132.66	6,532.98
BROWN, CAITLIN C.	HS Science Teacher	\$ 50,859.01	1		14			2,676.81	6,532.98
BROWN, SARA E.	Cross Categorical Teacher	\$ 64,427.00	1		14			3,390.92	283.60
BROWN, SEAN A.	MS Math Teacher	\$ 88,447.01	1		14			4,655.14	20,805.58
BRUCE, NANETTE J.	ELEM Interventionist - ELA	\$ 65,716.01	1		14			3,458.77	5,922.42
BRUCE, RANDY J.	ELEM First Grade Teacher	\$ 74,692.00	1		14			3,931.19	14,636.26
BRUHN, STEVEN D.	MS Health Teacher	\$ 89,161.02	1		14			4,692.72	20,805.58
BRUNS, FABIOLA L.	ELEM Fourth Grade Teacher	\$ 63,675.00	1		14			3,351.34	283.60
BRUNSTRUM, JEFFREY R.	Division Head	\$ 100,641.00	1	4	14			9,953.50	21,040.76
BRUSH, CHRISTINA A.	HS Social Studies Teacher	\$ 58,353.01	1		14			3,071.24	283.60
BRYERTON, JENNIFER R.	MS Language Arts Teacher	\$ 62,496.01	1		14			3,289.29	10,737.23
BRYSON, SERENA J.	Speech Pathologist	\$ 85,667.01	1		14			4,508.83	20,983.30
BUCKLEY, SHANNON L.	HS English Teacher	\$ 71,678.01	1		14			3,772.56	9,594.11
BUHROW, MICHELLE U.	HS Business Teacher	\$ 90,912.01	1		14			4,784.88	14,458.54
BUHROW, RENEE L.	ELEM Second Grade Teacher	\$ 96,622.02	1		14			5,085.41	14,771.50
BUJAK, KATHLEEN T.	ELEM Third Grade Teacher	\$ 57,210.01	1		14			3,011.08	14,458.54
BUKSOVA, ALEXANDRA	HS Science Teacher	\$ 54,988.02	1		14			2,894.13	18,255.33
BULMANN, SANDRA R.	HS Interventionist - Math	\$ 57,673.01	1		14			3,035.45	9,117.76
BUMBALES, KELSEY A.	Cross Categorical Teacher	\$ 61,271.02	1		14			3,224.82	9,042.16
BURGER, TERESA L.	ELEM Third Grade Dual Language Teacher	\$ 83,347.01	1		14			4,386.72	9,117.76
BURGESS, JACQUELINE R.	School Social Worker	\$ 76,069.01	1		14			4,003.66	8,161.70
BURGH, TROY J.	HS Business Teacher	\$ 52,853.01	1		14			2,781.76	9,689.20
BURGWALDT, MICHELLE L.	Multi Needs Teacher	\$ 88,447.01	1		14			4,655.14	20,983.30
BURKE, MELISSA A.	ELEM Kindergarten Teacher	\$ 53,993.01	1		14			2,841.76	20,983.30
BURKE, SUSAN M.	ELEM Second Grade Teacher	\$ 113,202.05	1		14			5,958.05	20,542.91

Community Unit School District 300

Public Act 097-0256

Administrator Teacher Salary and Benefits Report

2021-2022 School Year

As of 9/7/2021

Name	Primary Position	Base Salary	FTE	Vacation/Flex Days/Hours	Sick & Personal Days	Bonus	Annuities	Retirement Enhancements (Board Paid TRS/IMRF Employee Portion, HRA Retiree Deposits)	Other Benefits (Board Paid Insurance Premiums, HSA&HRA Deposits)
BURKE, TRACY S.	ELEM Third Grade Teacher	\$ 102,381.00	1		14			\$ 5,388.52	\$ 14,458.54
BURKEY, NIKI M.	Director	\$ 125,518.66	1	25	14			\$ 12,413.92	\$ 14,925.54
BURKIEWICZ, DANIELA A.	HS English Teacher	\$ 53,056.81	0.8		14			\$ 2,792.49	\$ 283.60
BURLEY, SCOTT A.	ELEM Fifth Grade Teacher	\$ 109,020.01	1		14			\$ 26,137.94	\$ 21,579.71
BURMEISTER, KELLY A.	ELEM Third Grade Teacher	\$ 104,826.77	1		14			\$ 5,517.24	\$ 1,164.28
BURSETH, ROBIN H.	Certified Nurse	\$ 56,174.00	1		14			\$ 2,956.55	\$ 283.60
BUSCH, JESSICA R.	ELEM Interventionist - ELA	\$ 58,353.01	1		14			\$ 3,071.24	\$ 9,618.76
BUSTAMANTE, KRISTINA N.	Speech Pathologist	\$ 70,195.00	1		14			\$ 3,694.50	\$ 12,773.81
BUTERA, JAYNE M.	ELEM Third Grade Teacher	\$ 86,713.01	1		14			\$ 4,563.88	\$ 20,983.30
BUTLER, RITA I.	HS ESL Teacher	\$ 60,003.00	1		14			\$ 3,158.08	\$ 283.60
BYRNE, BRYAN G.	MS Social Studies Teacher	\$ 51,817.01	1		14			\$ 2,727.23	\$ 8,161.70
CABRERA, NILDA E.	ELEM Fifth Grade Dual Language Teacher	\$ 55,073.01	1		14			\$ 2,898.60	\$ 20,983.30
CABRERA-COLOMER, MIREIA	HS Spanish Teacher	\$ 68,895.01	1		14			\$ 3,626.08	\$ 5,906.82
CAHILL, DAVID L.	ELEM Music Teacher	\$ 64,427.00	1		14			\$ 3,390.92	\$ 14,636.26
CAHILL, MEGAN E.	ELEM Music Teacher	\$ 52,934.01	1		14			\$ 2,786.02	\$ 283.60
CAIN, JENNIFER E.	ELEM First Grade Teacher	\$ 74,008.00	1		14			\$ 3,895.19	\$ 9,669.71
CALERO DE TENA, MARIA D.	ELEM Fourth Grade Dual Language Teacher	\$ 58,353.01	1		14			\$ 3,071.24	\$ 6,052.86
CAMPBELL, ANN M.	MS Science Teacher	\$ 94,619.02	1		14			\$ 4,979.99	\$ 7,475.91
CAMPBELL, ANTHONY D.	MS Language Arts Teacher	\$ 106,518.01	1		14			\$ 5,606.26	\$ 27,022.55
CAMPBELL, LISA M.	MS Science Teacher	\$ 76,069.01	1		14			\$ 4,003.66	\$ 283.60
CAMPOS-RIVERA, ALICIA	Cross Categorical Teacher	\$ 59,612.01	1		14			\$ 3,137.50	\$ 9,042.16
CANE, JORDAN M.	ELEM Second Grade Teacher	\$ 50,879.01	1		14			\$ 2,677.86	\$ 9,042.16
CANELLES SALES, ESTHER	ELEM Second Grade Dual Language Teacher	\$ 59,612.01	1		14			\$ 3,137.50	\$ 608.56
CANO, JESSICA D.	ELEM Third Grade Dual Language Teacher	\$ 60,710.01	1		14			\$ 3,195.29	\$ 18,433.05
CAPPAS, JOHN P.	MS Alternative Learn Op Teache	\$ 71,790.01	1		14			\$ 3,778.45	\$ 16,440.53
CAPPELLO, ANTHONY	Certified Technology Support	\$ 74,604.00	1		14			\$ 3,926.56	\$ 18,259.81
CAPPELLO, COURTNEY L.	Emotional Disorder Teacher	\$ 69,001.00	1		14			\$ 3,631.66	\$ 283.60
CARAGHER, STACEY L.	School Social Worker	\$ 57,673.01	1		14			\$ 3,035.45	\$ 6,532.98
CARAMELA, CHRISTOPHER L.	Division Head	\$ 100,641.00	1	4	14			\$ 9,953.50	\$ 10,385.01
CARBERRY, DARCIA E.	Cross Categorical Teacher	\$ 54,988.02	1		14			\$ 2,894.13	\$ 20,805.58
CARDENAS JR, RAYMOND S.	MS PE Teacher	\$ 53,993.01	1		14			\$ 2,841.76	\$ 9,117.76
CAREY, EMILY M.	ELEM Pre-Primary Teacher	\$ 55,496.01	1		14			\$ 2,920.87	\$ 18,412.17
CARIOSCIA, KRISTINA L.	Primary Grade Classroom Specialist-ESL	\$ 74,692.00	1		14			\$ 3,931.19	\$ 21,266.75
CARLEY, STEPHANIE L.	HS English Teacher	\$ 76,097.02	1		14			\$ 4,005.14	\$ 283.60
CARLON, DONALD J.	MS Exploratory Teacher	\$ 80,725.00	1		14			\$ 4,248.72	\$ 14,636.26
CARLOS, ELISA L.	HS English Teacher	\$ 47,944.00	1		14			\$ 2,523.39	\$ 283.60
CARLOS, PAMELA A.	Elementary Principal	\$ 107,374.02	1	25	14			\$ 10,619.40	\$ 9,367.75
CARLSON, ELLEN J.	MS Science Teacher	\$ 50,879.01	1		14			\$ 2,677.86	\$ 283.60
CARLSON, ROBERT S.	HS Science Teacher	\$ 59,520.00	1		14			\$ 3,132.66	\$ 14,458.54
CARR, CHRISTOPHER A.	HS Industrial Tech Teacher	\$ 80,725.00	1		14			\$ 4,248.72	\$ 9,594.11
CARROLL, CASSANDRA	MS Interventionist	\$ 68,895.01	1		14			\$ 3,626.08	\$ 9,042.16
CARROLL, RINA J.	MS Math Teacher	\$ 69,740.01	1		14			\$ 3,670.56	\$ 14,636.26
CARROZZA, SANDY M.	School Psychologist	\$ 115,345.47	1		14			\$ 6,070.86	\$ 10,559.51
CARVER, TANYA S.	ELEM Kindergarten Teacher	\$ 47,944.00	1		14			\$ 2,523.39	\$ 15,143.45
CARWILE, CRYSTAL J.	ELEM Kindergarten Teacher	\$ 50,879.01	1		14			\$ 2,677.86	\$ 283.60
CASE, MONIQUE	ELEM Kindergarten Teacher	\$ 61,925.01	1		14			\$ 3,259.24	\$ 1,007.44
CASEY, VICKIE	Cross Categorical Teacher	\$ 58,353.01	1		14			\$ 3,071.24	\$ 10,149.83
CASTELLANOS GOMEZ, ANAYELY	Bilingual Special Ed Teacher	\$ 47,004.02	1		14			\$ 2,473.92	\$ 5,906.82
CASTILLO SOTOMAYOR, RAQUEL N.	Bilingual Special Ed Teacher	\$ 57,210.01	1		14			\$ 3,011.08	\$ 13,399.97

Community Unit School District 300

Public Act 097-0256

Administrator Teacher Salary and Benefits Report

2021-2022 School Year

As of 9/7/2021

Name	Primary Position	Base Salary	FTE	Vacation/Flex Days/Hours	Sick & Personal Days	Bonus	Annuities	Retirement Enhancements (Board Paid TRS/IMRF Employee Portion, HRA Retiree Deposits)	Other Benefits (Board Paid Insurance Premiums, HSA&HRA Deposits)
CASTILLOVEITIA-MALDONADO, TIARA L.	Bilingual Special Ed Teacher	\$ 63,237.00	1		14			\$ 3,328.29	\$ 15,225.38
CAYTON, ALEXIS C.	ELEM Interventionist - Math	\$ 52,914.01	1		14			\$ 2,784.97	\$ 9,669.71
CEH GRUIA, MIHAELA R.	School Social Worker	\$ 61,202.00	1		14			\$ 3,221.18	\$ 16,427.15
CERMAK, MATTHEW E.	School Social Worker	\$ 60,003.00	1		14			\$ 3,158.08	\$ 8,555.42
CERVI, ASHLEY V.	Cross Categorical Teacher	\$ 63,162.01	1		14			\$ 3,324.34	\$ 283.60
CHABI, DEBORAH A.	HS Science Teacher	\$ 79,172.01	1		14			\$ 4,166.98	\$ 13,006.25
CHACHEVA, ASYA K.	Cross Categorical Teacher	\$ 54,988.02	1		14			\$ 2,894.13	\$ 9,117.76
CHACON, KELLY M.	Cognitive Disabilities Teacher	\$ 50,879.01	1		14			\$ 2,677.86	\$ 8,015.66
CHALLY, ASHLEY A.	MS Math Teacher	\$ 47,004.02	1		14			\$ 2,473.92	\$ 8,161.70
CHARLETON, CATHERINE M.	ELEM First Grade Teacher	\$ 51,817.01	1		14			\$ 2,727.23	\$ 14,202.10
CHERNAK, JENNIFER A.	MS Science Teacher	\$ 51,817.01	1		14			\$ 2,727.23	\$ 6,532.98
CHERRY, CHRISTOPHER C.	HS Vocal Music Teacher	\$ 72,558.01	1		14			\$ 3,818.87	\$ 9,594.11
CHERRY, KAREN L.	HS Social Studies Teacher	\$ 61,925.01	1		14			\$ 3,259.24	\$ 14,965.73
CHIAPPETTA-MURRAY, CHERYL L.	MS Art Teacher	\$ 74,692.00	1		14			\$ 3,931.19	\$ 14,636.26
CHICHES ROJO, SANTOS	MS Dual Language	\$ 69,740.01	1		14			\$ 3,670.56	\$ 283.60
CHILCUTT, RONALD W.	Education Service Specialist	\$ 98,667.00	1	25	14			\$ 9,758.27	\$ 15,633.97
CHISM, STACY L.	ELEM First Grade Teacher	\$ 80,756.01	1		14			\$ 4,250.35	\$ 14,636.26
CHLEBOUN, ROBERT J.	Elementary Principal	\$ 136,177.01	1	25	14			\$ 13,468.04	\$ 14,948.91
CHMELIK, TAMMY S.	ELEM Kindergarten Teacher	\$ 79,143.01	1		14			\$ 4,165.45	\$ 16,618.25
CHRISTIAN, JENNIFER C.	Division Head	\$ 113,340.02	1	4	14			\$ 11,209.44	\$ 546.57
CHRISTIAN, KEVIN J.	HS Math Teacher	\$ 83,988.00	1		14			\$ 4,420.46	\$ 27,200.27
CHURCH, JENNIFER N.	ELEM Kindergarten Teacher	\$ 51,817.01	1		14			\$ 2,727.23	\$ 283.60
CHUY, AMANDA J.	ELEM Third Grade Dual Language Teacher	\$ 64,427.00	1		14			\$ 3,390.92	\$ 14,458.54
CIMERA, LYNN M.	Autism Teacher	\$ 106,518.01	1		14			\$ 5,606.26	\$ 20,983.30
CLANCY, JENNIFER L.	MS Language Arts Teacher	\$ 62,496.01	1		14			\$ 3,289.29	\$ 10,267.50
CLARK, ASHLEY M.	Instructional Coach - Language	\$ 61,925.01	1		14			\$ 3,259.24	\$ 684.16
CLARK, DYLAN C.	HS Science Teacher	\$ 49,881.01	1		14			\$ 2,625.34	\$ 16,249.43
CLINTON, GINA M.	School Psychologist	\$ 77,648.50	1		14			\$ 4,086.80	\$ 9,117.76
CNOTA, SYLVIA	Cognitive Disabilities Teacher	\$ 71,678.01	1		14			\$ 3,772.56	\$ 5,977.26
COCHREN, KATREENA M.	ELEM Fourth Grade Teacher	\$ 51,817.01	1		14			\$ 2,727.23	\$ 13,577.69
COLEMAN, ANTONELLA	Cross Categorical Teacher	\$ 52,853.01	1		14			\$ 2,781.76	\$ 283.60
COLEMAN, HEIDI E.	ELEM Assistant Principal	\$ 84,763.01	1	4	14			\$ 8,383.15	\$ 10,290.40
COLEMAN, JENNIFER M.	HS English Teacher	\$ 76,069.01	1		14			\$ 4,003.66	\$ 9,117.76
COLLER, JULIE T.	ELEM Interventionist - ELA	\$ 68,895.01	1		14			\$ 3,626.08	\$ 283.60
COLLETTI, STACY L.	Pre-Primary Facilitator	\$ 63,746.01	1		14			\$ 3,355.08	\$ 608.56
COLLINS, DANIELLE C.	ELEM Third Grade Teacher	\$ 62,496.01	1		14			\$ 3,289.29	\$ 14,202.10
COLLINS, KERI L.	Primary Grade Classroom Specialist	\$ 92,730.01	1		14			\$ 4,880.57	\$ 9,594.11
COLLINS, MEAGHAN E.	HS Science Teacher	\$ 53,909.00	1		14			\$ 2,837.34	\$ 9,042.16
COLLINS, MOLLY J.	Cross Categorical Teacher	\$ 59,520.00	1		14			\$ 3,132.66	\$ 283.60
COLUMBARO, CHRISTOPHER A.	Elementary Principal	\$ 128,323.03	1	25	14			\$ 12,691.28	\$ 14,754.05
CONDE, ROSALBA	ELEM First Grade Dual Language Teacher	\$ 47,944.00	1		14			\$ 2,523.39	\$ 14,636.26
CONLEY, KATHRYN L.	Supervisory Dean	\$ 73,606.02	1	4	14			\$ 7,279.71	\$ 10,736.02
CONLIN, PATRICK T.	Cross Categorical Teacher	\$ 54,988.02	1		14			\$ 2,894.13	\$ 9,042.16
CONNELL, ELIZABETH A.	MS Language Arts Teacher	\$ 100,259.01	1		14			\$ 5,276.83	\$ 9,594.11
CONRAD, GARY W.	HS PE Teacher	\$ 55,073.01	1		14			\$ 2,898.60	\$ 5,922.42
CONSIGLIO, DONNA S.	ELEM Fourth Grade Teacher	\$ 60,710.01	1		14			\$ 3,195.29	\$ 8,161.70
CONTRERAS, SAMANTHA S.	Instructional Coach - Language	\$ 53,972.01	1		14			\$ 2,840.65	\$ 6,710.70
COOK, AMANDA J.	ELEM First Grade Teacher	\$ 53,993.01	1		14			\$ 2,841.76	\$ 20,805.58
COOK, JULIE J.	Certified Nurse	\$ 59,612.01	1		14			\$ 3,137.50	\$ 14,636.26

Community Unit School District 300

Public Act 097-0256

Administrator Teacher Salary and Benefits Report

2021-2022 School Year

As of 9/7/2021

Name	Primary Position	Base Salary	FTE	Vacation/Flex Days/Hours	Sick & Personal Days	Bonus	Annuities	Retirement Enhancements (Board Paid TRS/IMRF Employee Portion, HRA Retiree Deposits)	Other Benefits (Board Paid Insurance Premiums, HSA&HRA Deposits)
COOK, LAUREN D.	MS Language Arts Teacher	\$ 60,710.01	1		14			\$ 3,195.29	\$ 14,202.10
COONS, NICOLE M.	Autism Teacher	\$ 58,892.01	1		14			\$ 3,099.60	\$ 15,225.38
CORBETT, MARY P.	ELEM Second Grade Teacher	\$ 57,274.01	1		14			\$ 3,014.45	\$ 1,342.00
CORNELISSEN, ROBYN M.	Comptroller	\$ 104,707.01	1	25	14			\$ 4,711.82	\$ 527.57
CORNELIUS, TERRI R.	Cross Categorical Teacher	\$ 50,879.01	1		14			\$ 2,677.86	\$ 15,403.10
CORRIVEAU, KRISTIN N.	Director	\$ 148,187.00	1	25	14			\$ 14,655.84	\$ 9,456.48
CORTESE, CYNTHIA A.	MS PE Teacher	\$ 102,419.01	1		14			\$ 5,390.52	\$ 10,755.00
COSGROVE, MICHAEL J.	HS Business Teacher	\$ 61,179.01	1		14			\$ 3,219.97	\$ 283.60
CRAIL, KENDRA M.	ELEM Kindergarten Teacher	\$ 62,496.01	1		14			\$ 3,289.29	\$ 283.60
CREEGAN, MICHELLE M.	ELEM Fifth Grade Teacher	\$ 80,725.00	1		14			\$ 4,248.72	\$ 16,440.53
CRENSHAW, JACOB S.	HS Social Studies Teacher	\$ 52,853.01	1		14			\$ 2,781.76	\$ 553.72
CRIM, BRADLEY	HS Math Teacher	\$ 47,944.00	1		14			\$ 2,523.39	\$ 9,042.16
CROSS, CHARLENE	Education Service Specialist	\$ 130,191.00	1	25	14			\$ 12,876.02	\$ 9,417.40
CROSSMAN, CARLY B.	School Social Worker	\$ 58,827.01	1		14			\$ 3,096.18	\$ 9,594.11
CROTTY KAGAN, SHEILA A.	Coordinator	\$ 98,667.00	1	25	14			\$ 9,758.27	\$ 10,320.65
CROUS, COLLEEN M.	ELEM Interventionist - Math	\$ 52,914.01	1		14			\$ 2,784.97	\$ 283.60
CROWLEY, SHONDA M.	Speech Pathologist	\$ 74,604.00	1		14			\$ 3,926.56	\$ 21,444.47
CRUZ, PAOLA A.	ELEM Kindergarten Dual Language Teacher	\$ 63,162.01	1		14			\$ 3,324.34	\$ 20,805.58
CUAIRAN CANETE, DANIEL	ELEM Fifth Grade Dual Language Teacher	\$ 58,353.01	1		14			\$ 3,071.24	\$ 283.60
CUKIERSKI, JOSEPH M.	HS Science Teacher	\$ 53,993.01	1		14			\$ 2,841.76	\$ 20,805.58
CUMMINS, CHRISTINA E.	HS Vocal Music Teacher	\$ 52,914.01	1		14			\$ 2,784.97	\$ 9,594.11
CUMPATA, KAREN L.	Elementary Principal	\$ 111,712.02	1	25	14			\$ 11,048.43	\$ 21,525.92
CURRAN, GRIFFIN M.	MS Social Studies Teacher	\$ 47,004.02	1		14			\$ 2,473.92	\$ 8,086.10
CURRY, CARRIE M.	MS Language Arts Teacher	\$ 89,129.02	1		14			\$ 4,691.04	\$ 283.60
CYRWUS, BONNIE J.	MS Social Studies Teacher	\$ 59,520.00	1		14			\$ 3,132.66	\$ 8,086.10
CZAJKOWSKI, EMMA L.	ELEM Kindergarten Teacher	\$ 69,820.01	1		14			\$ 3,674.77	\$ 10,559.51
DACY, MEGGAN M.	Education Service Specialist	\$ 92,978.01	1	25	14			\$ 9,195.62	\$ 501.93
DAHLBERG, ALEXIS M.	MS Language Arts Teacher	\$ 47,004.02	1		14			\$ 2,473.92	\$ 9,117.76
DAHLBERG, CHRISTINA M.	ELEM First Grade Teacher	\$ 70,382.01	1		14			\$ 3,704.35	\$ 20,983.30
DAMSCH, TONI M.	ELEM Second Grade Teacher	\$ 56,149.01	1		14			\$ 2,955.23	\$ 283.60
DANCA, KAREN L.	ELEM Interventionist - Math	\$ 48,903.01	1		14			\$ 2,573.86	\$ 14,965.73
DANG, VINH T.	ELEM Fourth Grade Teacher	\$ 56,087.01	1		14			\$ 2,951.97	\$ 14,636.26
D'ANGELO, MATTHEW S.	HS Social Studies Teacher	\$ 51,897.01	1		14			\$ 2,731.44	\$ 5,851.98
DANHOF, DANIELLE M.	ELEM Third Grade Teacher	\$ 51,897.01	1		14			\$ 2,731.44	\$ 14,479.42
DANIELSON, NATHAN G.	HS Associate Principal-Instruction	\$ 118,551.00	1	25	14			\$ 11,724.81	\$ 14,901.64
DAPPER, VICTORIA E.	School Counselor	\$ 57,673.01	1		14			\$ 3,035.45	\$ 9,594.11
DATILLO, DYANNA K.	Speech Pathologist	\$ 70,273.01	1		14			\$ 3,698.61	\$ 9,594.11
DAVENPORT, SHAUGN M.	HS Business Teacher	\$ 50,859.01	1		14			\$ 2,676.81	\$ 283.60
DAVIS, JACQUELYN R.	MS Band Teacher	\$ 62,496.01	1		14			\$ 3,289.29	\$ 14,202.10
DAVIS, JEFFERY C.	School Counselor	\$ 64,945.01	1		14			\$ 3,418.19	\$ 21,266.75
DAVIS, KRISTINA L.	Cross Categorical Teacher	\$ 68,922.01	1		14			\$ 3,627.50	\$ 6,052.86
DAVIS, MICHAEL C.	HS Social Studies Teacher	\$ 88,447.01	1		14			\$ 4,655.14	\$ 20,805.58
DE JESUS HILL, DIANA DEL CARME	ELEM Fourth Grade Dual Language Teacher	\$ 85,667.01	1		14			\$ 4,508.83	\$ 18,589.89
DE LA PAZ, ARTURO	ELEM ESL Teacher	\$ 74,692.00	1		14			\$ 3,931.19	\$ 27,335.51
DE LA PAZ, KARIN L.	Elementary Principal	\$ 103,205.01	1	25	14			\$ 10,207.08	\$ 524.64
DE MOSTEYRIN GORDILLO, MARIA CRISTINA	ELEM Interventionist - Bilingual	\$ 79,143.01	1		14			\$ 4,165.45	\$ 14,458.54
DEAN, STEPHANIE J.	ELEM First Grade Teacher	\$ 62,496.01	1		14			\$ 3,289.29	\$ 20,983.30
DEC, MICHELLE O.	HS English Teacher	\$ 56,149.01	1		14			\$ 2,955.23	\$ 5,977.26
DECARLO, MICHELLE J.	School Counselor	\$ 60,003.00	1		14			\$ 3,158.08	\$ 8,086.10

Community Unit School District 300

Public Act 097-0256

Administrator Teacher Salary and Benefits Report

2021-2022 School Year

As of 9/7/2021

Name	Primary Position	Base Salary	FTE	Vacation/Flex Days/Hours	Sick & Personal Days	Bonus	Annuities	Retirement Enhancements (Board Paid TRS/IMRF Employee Portion, HRA Retiree Deposits)	Other Benefits (Board Paid Insurance Premiums, HSA&HRA Deposits)
DEDIC, CURT P.	HS Science Teacher	\$ 67,571.01	1		14			\$ 3,556.40	\$ 15,403.10
DeFAUW, GARRETT C.	Director of Communication Svcs	\$ 91,154.02	1	25	14			\$ 4,101.93	\$ 18,804.80
DeFAUW, SONDRA	HS English Teacher	\$ 47,004.02	1		14			\$ 2,473.92	\$ 283.60
DEGIULIO, LAURA M.	MS Language Arts Teacher	\$ 79,143.01	1		14			\$ 4,165.45	\$ 6,532.98
DEIHS, KELSEY A.	Instructional Coach - ELA	\$ 68,922.01	1		14			\$ 3,627.50	\$ 20,983.30
DELANEY, ALYSON E.	ELEM Pre-Primary Teacher	\$ 58,353.01	1		14			\$ 3,071.24	\$ 20,805.58
DELARMENTE, RONALD A.	HS Social Studies Teacher	\$ 52,914.01	1		14			\$ 2,784.97	\$ 20,805.58
DELONG, JENNIFER A.	MS Social Studies Teacher	\$ 83,347.01	1		14			\$ 4,386.72	\$ 10,629.72
DELUGA, DARCY A.	ELEM Second Grade Teacher	\$ 50,879.01	1		14			\$ 2,677.86	\$ 1,007.44
DeMARCO, CHERYL K.	School Social Worker	\$ 74,604.00	1		14			\$ 3,926.56	\$ 10,089.78
DEMARS, BONNIE M.	ELEM Fourth Grade Teacher	\$ 62,496.01	1		14			\$ 3,289.29	\$ 20,805.58
DEMETRIOU, BRIDGET R.	ELEM ESL Teacher	\$ 85,667.01	1		14			\$ 4,508.83	\$ 10,149.83
DEMUTH, KATHLEEN M.	ELEM Kindergarten Teacher	\$ 55,050.01	1		14			\$ 2,897.39	\$ 21,444.47
DENG, JESSICA C.	ELEM Fourth Grade Teacher	\$ 68,922.01	1		14			\$ 3,627.50	\$ 8,086.10
DENNY, JACK W.	HS Social Studies Teacher	\$ 51,897.01	1		14			\$ 2,731.44	\$ 9,669.71
DEPA, MICHAEL P.	HS Math Teacher	\$ 51,897.01	1		14			\$ 2,731.44	\$ 5,977.26
DETIVEAUX, HANNAH M.	HS Alternative Ed Teacher	\$ 47,004.02	1		14			\$ 2,473.92	\$ 283.60
DEVORE, MARY B.	ELEM Pre-Primary Teacher	\$ 74,604.00	1		14			\$ 3,926.56	\$ 14,458.54
DEWEES, MARY E.	Cross Categorical Teacher	\$ 81,713.01	1		14			\$ 4,300.72	\$ 9,042.16
DEXTER, COREY L.	ELEM Third Grade Teacher	\$ 63,746.01	1		14			\$ 3,355.08	\$ 5,922.42
DIAZ GURRIERI, JEANNE D.	MS Interventionist	\$ 80,849.01	1		14			\$ 16,816.24	\$ 16,618.25
DIAZ, MERARIS	Certified Technology Support	\$ 60,710.01	1		14			\$ 3,195.29	\$ 13,577.69
DIDRICKSEN, JEFFREY J.	ELEM Second Grade Teacher	\$ 56,174.00	1		14			\$ 2,956.55	\$ 18,589.89
DIEM, MEGHAN E.	HS Math Teacher	\$ 59,520.00	1		14			\$ 3,132.66	\$ 9,042.16
DIFATTA, ELISA M.	ELEM Interventionist - Bilingual	\$ 98,407.00	1		14			\$ 5,179.36	\$ 14,458.54
DILG, KRISTEN D.	HS FACS Teacher	\$ 53,972.01	1		14			\$ 2,840.65	\$ 13,577.86
DILL-LENTZ, MARGARET R.	Cognitive Disabilities Teacher	\$ 106,518.01	1		14			\$ 5,606.26	\$ 21,118.54
DILLOW, HAYLEY N.	ELEM Third Grade Teacher	\$ 47,944.00	1		14			\$ 2,523.39	\$ 8,086.10
DIMATTEO, STEPHANIE M.	Certified Advisor	\$ 60,177.68	1		14			\$ 3,167.27	\$ 684.16
DINUZZO, JILL M.	MS PE Teacher	\$ 53,972.01	1		14			\$ 2,840.65	\$ 14,202.10
DITTMAN, ROSEMARY	Bilingual Special Ed Teacher	\$ 65,716.01	1		14			\$ 3,458.77	\$ 9,042.16
DIVITO, AMANDA E.	Pre-School For All	\$ 58,353.01	1		14			\$ 3,071.24	\$ 5,906.82
DIXON, MICHELLE L.	Cross Categorical Teacher	\$ 71,678.01	1		14			\$ 3,772.56	\$ 20,983.30
DOBUSH, MARCY L.	Media Teacher	\$ 54,988.02	1		14			\$ 2,894.13	\$ 1,164.28
DOHENY, LISA M.	School Psychologist	\$ 92,800.06	1		14			\$ 4,884.25	\$ 10,089.78
DOKTOR, AMANDA M.	Cognitive Disabilities Teacher	\$ 50,879.01	1		14			\$ 2,677.86	\$ 20,983.30
DOMENZ, THOMAS W.	HS Art Teacher	\$ 87,412.01	1		14			\$ 4,600.67	\$ 283.60
DOMICH, AMBER S.	Primary Grade Classroom Specialist-ESL	\$ 48,903.01	1		14			\$ 2,573.86	\$ 20,805.58
DOMINGUEZ, LILA	Pre-School For All	\$ 47,004.02	1		14			\$ 2,473.92	\$ 283.60
DONIS, GINA L.	HS English Teacher	\$ 58,419.02	1		14			\$ 3,074.71	\$ 9,042.16
DORNBOS, KIMBERLY A.	ELEM Fifth Grade Teacher	\$ 102,381.00	1		14			\$ 5,388.52	\$ 14,986.61
DOUGLAS, SHERRY L.	MS Exploratory Teacher	\$ 85,667.01	1		14			\$ 4,508.83	\$ 10,089.78
DRISCOLL, AMY J.	ELEM Second Grade Teacher	\$ 84,017.01	1		14			\$ 4,421.98	\$ 1,342.00
DROBNY, VLADKO R.	ELEM Kindergarten Teacher	\$ 56,174.00	1		14			\$ 2,956.55	\$ 10,089.78
DROLEN, ALLISON R.	ELEM Third Grade Teacher	\$ 59,612.01	1		14			\$ 3,137.50	\$ 14,458.54
DRZIK, BRIDGET E.	HS Math Teacher	\$ 62,496.01	1		14			\$ 3,289.29	\$ 18,412.17
DUAMROH, ANNA B.	School Social Worker	\$ 58,827.01	1		14			\$ 3,096.18	\$ 9,042.16
DUBOW, BARBARA A.	ELEM First Grade Teacher	\$ 113,202.05	1		14			\$ 5,958.05	\$ 15,278.69
DUFFEY, KIMBERLY H.	Cross Categorical Teacher	\$ 106,518.01	1		14			\$ 5,606.26	\$ 10,755.00

Community Unit School District 300

Public Act 097-0256

Administrator Teacher Salary and Benefits Report

2021-2022 School Year

As of 9/7/2021

Name	Primary Position	Base Salary	FTE	Vacation/Flex Days/Hours	Sick & Personal Days	Bonus	Annuities	Retirement Enhancements (Board Paid TRS/IMRF Employee Portion, HRA Retiree Deposits)	Other Benefits (Board Paid Insurance Premiums, HSA&HRA Deposits)
DUGGER, JACLYN S.	HS Science Teacher	\$ 63,746.01	1		14			\$ 3,355.08	\$ 14,636.26
DUMAS, TIFFANY N.	HS PE Teacher	\$ 58,353.01	1		14			\$ 3,071.24	\$ 14,636.26
DUNMEAD, KEITH R.	MS Math Teacher	\$ 53,909.00	1		14			\$ 2,837.34	\$ 283.60
DUNNE, JESSICA J.	School Social Worker	\$ 63,675.00	1		14			\$ 3,351.34	\$ 13,596.53
DURAY, MICHELLE J.	ELEM Fifth Grade Teacher	\$ 81,713.01	1		14			\$ 4,300.72	\$ 9,042.16
DUTTON, JENNIFER E.	HS French Teacher	\$ 66,244.01	1		14			\$ 3,486.55	\$ 14,965.73
DWYER, LISA M.	HS Math Teacher	\$ 102,419.01	1		14			\$ 5,390.52	\$ 9,167.44
DYRA, DANIELLE M.	Certified Technology Support	\$ 56,087.01	1		14			\$ 2,951.97	\$ 13,596.53
DZIEDZIC, DINA M.	ELEM Interventionist - Math	\$ 52,934.01	1		14			\$ 2,786.02	\$ 283.60
DZIUBLA, REBECCA M.	HS Math Teacher	\$ 47,944.00	1		14			\$ 2,523.39	\$ 8,161.70
EHARDT, JEFFREY M.	HS Associate Principal-Operations	\$ 120,922.00	1	25	14			\$ 11,959.31	\$ 21,262.32
EHMEN, RYAN E.	MS Social Studies Teacher	\$ 63,746.01	1		14			\$ 3,355.08	\$ 283.60
EHRHARD, ALICIA N.	ELEM Fifth Grade Teacher	\$ 57,210.01	1		14			\$ 3,011.08	\$ 283.60
EHRMANN, JOSEPH N.	Director	\$ 115,963.92	1	25	14			\$ 11,468.95	\$ 16,708.76
EISENMENGER, JENNIFER L.	Speech Pathologist	\$ 68,922.01	1		14			\$ 3,627.50	\$ 283.60
EKART, MATTHEW P.	School Social Worker	\$ 58,827.01	1		14			\$ 3,096.18	\$ 9,117.76
ELKO, CARRIE L.	ELEM Music Teacher	\$ 50,859.01	1		14			\$ 2,676.81	\$ 5,977.26
ELLETT, TAYLOR M.	ELEM Second Grade Teacher	\$ 53,972.01	1		14			\$ 2,840.65	\$ 9,117.76
ELLIOTT, PAMELA K.	ELEM First Grade Teacher	\$ 66,321.01	1		14			\$ 3,490.61	\$ 1,007.44
ELLIS, TISHA L.	HS Art Teacher	\$ 80,849.01	1		14			\$ 4,255.24	\$ 20,983.30
ELSOUSO, JENNA M.	HS English Teacher	\$ 48,903.01	1		14			\$ 2,573.86	\$ 9,669.71
ELVIRA ROCA, ALBA	ELEM Fifth Grade Dual Language Teacher	\$ 66,244.01	1		14			\$ 3,486.55	\$ 354.04
EMRICSON, JASON T.	Executive Dir of Technology - Non-Cert	\$ 142,378.01	1	25	14			\$ 6,407.01	\$ 21,309.30
ENFIELD, KRISTEN M.	HS ESL Teacher	\$ 50,879.01	1		14			\$ 2,677.86	\$ 9,775.60
ENGEL, AMI J.	Director	\$ 141,673.02	1	25	14			\$ 14,011.60	\$ 14,960.52
ENGEL, JAIME L.	ELEM Interventionist - Math	\$ 53,972.01	1		14			\$ 2,840.65	\$ 9,269.15
ENGEN, LUCAS N.	MS Spanish Teacher	\$ 58,353.01	1		14			\$ 3,071.24	\$ 9,594.11
ENRECH VERDE, ANA I.	MS Dual Language	\$ 80,725.00	1		14			\$ 4,248.72	\$ 608.56
ENSIGN, KAYLA R.	Cross Categorical Teacher	\$ 60,710.01	1		14			\$ 3,195.29	\$ 9,117.76
ERFORT, VANESSA L.	HS English Teacher	\$ 56,149.01	1		14			\$ 2,955.23	\$ 283.60
ERHARDT, SARAH R.	HS Interventionist - Math	\$ 47,004.02	1		14			\$ 2,473.92	\$ 283.60
ERICKSEN, VICTORIA T.	MS Language Arts Teacher	\$ 58,892.01	1		14			\$ 3,099.60	\$ 14,965.73
ESPINDOLA, PATRICIA A.	ELEM Second Grade Dual Language Teacher	\$ 79,172.01	1		14			\$ 4,166.98	\$ 9,117.76
ESPOSITO, BRIAN N.	HS Math Teacher	\$ 63,650.01	1		14			\$ 3,350.03	\$ 9,117.76
ESTEVE LOPEZ, MARIA A.	ELEM Pre-Primary Teacher	\$ 70,273.01	1		14			\$ 3,698.61	\$ 608.56
EVANS, TOR O.	School Counselor	\$ 61,202.00	1		14			\$ 3,221.18	\$ 15,725.27
EVERETT, KENDRA L.	HS English Teacher	\$ 85,698.02	1		14			\$ 4,510.46	\$ 20,805.58
FACTLY, CARA D.	ELEM Fourth Grade Teacher	\$ 70,300.00	1		14			\$ 3,700.03	\$ 9,594.11
FADDEN, KRISTEN D.	ELEM Interventionist - Math	\$ 51,897.01	1		14			\$ 2,731.44	\$ 1,342.00
FAIN, CHRISTINA M.	Division Head	\$ 98,667.01	1	4	14			\$ 9,758.27	\$ 21,588.94
FALK, GEOFFREY R.	Division Head	\$ 113,340.02	1	4	14			\$ 11,209.44	\$ 21,246.27
FARMER, ASHLEY S.	ELEM Fourth Grade Dual Language Teacher	\$ 76,069.01	1		14			\$ 4,003.66	\$ 18,255.33
FARRELL, AMY M.	ELEM Interventionist - Math	\$ 90,912.01	1		14			\$ 4,784.88	\$ 1,007.44
FAUSHER, AMANDA A.	ELEM First Grade Teacher	\$ 53,972.01	1		14			\$ 2,840.65	\$ 283.60
FEATHERLY, HARVEY M.	HS Social Studies Teacher	\$ 79,143.01	1		14			\$ 4,165.45	\$ 9,594.11
FED, CHARLES E.	HS PE Teacher	\$ 60,710.01	1		14			\$ 3,195.29	\$ 10,089.78
FELDMANN, CHARLES J.	HS PE Teacher	\$ 69,820.01	1		14			\$ 3,674.77	\$ 14,965.73
FELTEN, CRISTY A.	HS Science Teacher	\$ 59,520.00	1		14			\$ 3,132.66	\$ 9,042.16
FELTMAN, LAURA B.	Cognitive Disabilities Teacher	\$ 67,571.01	1		14			\$ 3,556.40	\$ 14,301.70

Community Unit School District 300

Public Act 097-0256

Administrator Teacher Salary and Benefits Report

2021-2022 School Year

As of 9/7/2021

Name	Primary Position	Base Salary	FTE	Vacation/Flex Days/Hours	Sick & Personal Days	Bonus	Annuities	Retirement Enhancements (Board Paid TRS/IMRF Employee Portion, HRA Retiree Deposits)	Other Benefits (Board Paid Insurance Premiums, HSA&HRA Deposits)
FELTMAN, LISA M.	Instructional Coach - Math	\$ 106,518.01	1		14			\$ 5,606.26	\$ 9,805.79
FERBRACHE, JESSICA R.	School Counselor	\$ 60,003.00	1		14			\$ 3,158.08	\$ 9,117.76
FERNANDEZ, YVET B.	ELEM ESL Teacher	\$ 82,340.01	1		14			\$ 4,333.72	\$ 10,327.55
FERREIRA RODRIGUEZ, PAULA	Speech Pathologist	\$ 64,503.01	1		14			\$ 3,394.92	\$ 283.60
FESSLER, JILLENE N.	Cognitive Disabilities Teacher	\$ 53,993.01	1		14			\$ 2,841.76	\$ 14,458.54
FEWELL, ALISSA C.	ELEM Third Grade Teacher	\$ 76,187.01	1		14			\$ 4,009.87	\$ 18,412.17
FIELD, AMY H.	HS Math Teacher	\$ 62,496.01	1		14			\$ 3,289.29	\$ 1,007.44
FIER, LINDSAY M.	School Counselor	\$ 61,878.27	1		14			\$ 3,256.78	\$ 8,015.66
FILLIPP, KASSONDRA L.	School Social Worker	\$ 58,827.01	1		14			\$ 3,096.18	\$ 283.60
FILLMORE, ERIN M.	ELEM Second Grade Teacher	\$ 87,412.01	1		14			\$ 4,600.67	\$ 283.60
FILLMORE, ROBERT S.	Cross Categorical Teacher	\$ 89,161.02	1		14			\$ 4,692.72	\$ 27,022.55
FISCHER, ALEXANDER J.	HS Math Teacher	\$ 59,520.00	1		14			\$ 3,132.66	\$ 13,596.53
FISH, SYDNEY L.	Certified Technology Support	\$ 51,817.01	1		14			\$ 2,727.23	\$ 5,977.26
FISHER, MOLLY E.	HS English Teacher	\$ 67,647.01	1		14			\$ 3,560.40	\$ 14,965.73
FITCHIE, JENNIFER L.	ELEM ESL Teacher	\$ 80,849.01	1		14			\$ 4,255.24	\$ 27,197.26
FITCHIE, JOE A.	School Counselor	\$ 77,590.01	1		14			\$ 4,083.72	\$ 283.60
FLORES, CATHRYN A.	MS Science Teacher	\$ 112,907.00	1		14			\$ 5,942.52	\$ 21,266.75
FLORES RODRIGUEZ, CAROLYN	Bilingual Special Ed Teacher	\$ 58,353.01	1		14			\$ 3,071.24	\$ 283.60
FLORES, LORENA	MS ESL Teacher	\$ 48,903.01	1		14			\$ 2,573.86	\$ 5,922.42
FODOR, STEPHEN G.	MS Computer Literacy Teacher	\$ 76,999.01	1		14			\$ 4,052.61	\$ 283.60
FOLTA, AMY M.	Cross Categorical Teacher	\$ 80,725.00	1		14			\$ 4,248.72	\$ 10,089.78
FONSECA MOLINA, NURIA	ELEM Pre-Primary Teacher	\$ 56,087.01	1		14			\$ 2,951.97	\$ 283.60
FORADAS, PETER M.	School Social Worker	\$ 61,202.00	1		14			\$ 3,221.18	\$ 9,594.11
FORD, JENNIFER L.	Instructional Coach - ELA	\$ 51,817.01	1		14			\$ 2,727.23	\$ 13,774.25
FORD, LAVANDA L.	HS Interventionist - Math	\$ 57,673.01	1		14			\$ 3,035.45	\$ 608.56
FORD, LISA M.	ELEM Kindergarten Teacher	\$ 58,353.01	1		14			\$ 3,071.24	\$ 6,532.98
FORESTOR JR., ROMAN F.	MS Science Teacher	\$ 48,885.00	1		14			\$ 2,572.92	\$ 20,983.30
FORSYTH, ARLENE E.	School Counselor	\$ 80,725.00	1		14			\$ 4,248.72	\$ 9,594.11
FORTUNATO, SCOTT P.	HS English Teacher	\$ 63,746.01	1		14			\$ 3,355.08	\$ 6,052.86
FOSS, KRISTINA L.	ELEM Fourth Grade Teacher	\$ 82,340.01	1		14			\$ 4,333.72	\$ 283.60
FOSTER, TERRY L.	HS Orchestra Teacher	\$ 63,162.01	1		14			\$ 3,324.34	\$ 6,052.86
FOWLER, BRIANNE M.	ELEM Fifth Grade Teacher	\$ 67,647.01	1		14			\$ 3,560.40	\$ 20,805.58
FOX, HOLLY	Speech Pathologist	\$ 67,545.00	1		14			\$ 3,555.03	\$ 9,117.76
FRAAS, MATTHEW R.	HS Associate Principal-Operations	\$ 109,522.02	1	25	14			\$ 10,831.84	\$ 538.15
FRANK, KATHERINE J.	Certified Nurse	\$ 58,443.02	1		14			\$ 3,075.97	\$ 14,636.26
FRANK, ROSEMARY J.	Speech Pathologist	\$ 102,381.00	1		14			\$ 5,388.52	\$ 21,266.75
FRAZIER, HANNAH L.	ELEM Fifth Grade Teacher	\$ 53,972.01	1		14			\$ 2,840.65	\$ 9,042.16
FREEMAN, ELIZABETH L.	Associate Superintendent	\$ 158,006.16	1	25	14			\$ 15,626.97	\$ 9,471.88
FREEMAN, PATRICIA L.	Speech Pathologist	\$ 89,129.02	1		14			\$ 4,691.04	\$ 283.60
FREKE, JULIA M.	ELEM Second Grade Teacher	\$ 90,912.01	1		14			\$ 4,784.88	\$ 15,225.38
FRENCH, ADAM W.	MS Language Arts Teacher	\$ 60,710.01	1		14			\$ 3,195.29	\$ 14,636.26
FRIEDERS, KELLY L.	MS Language Arts Teacher	\$ 82,340.01	1		14			\$ 4,333.72	\$ 21,266.75
FRIES, KRISTIN A.	HS Social Studies Teacher	\$ 87,380.01	1		14			\$ 4,598.98	\$ 16,427.15
FRY, ALYSSA J.	Cross Categorical Teacher	\$ 48,903.01	1		14			\$ 2,573.86	\$ 283.60
FRY, KARILYN L.	HS Math Teacher	\$ 47,944.00	1		14			\$ 2,523.39	\$ 283.60
FRYER, JACOB G.	HS Social Studies Teacher	\$ 52,934.01	1		14			\$ 2,786.02	\$ 8,161.70
FRYER, MATTHEW W.	ELEM Fifth Grade Teacher	\$ 51,817.01	1		14			\$ 2,727.23	\$ 14,202.10
FRYSTAK, MARK P.	MS Language Arts Teacher	\$ 69,740.01	1		14			\$ 3,670.56	\$ 6,190.14
FUENTES, TRACY A.	MS ESL Teacher	\$ 59,979.00	1		14			\$ 3,156.81	\$ 283.60

Community Unit School District 300

Public Act 097-0256

Administrator Teacher Salary and Benefits Report

2021-2022 School Year

As of 9/7/2021

Name	Primary Position	Base Salary	FTE	Vacation/Flex Days/Hours	Sick & Personal Days	Bonus	Annuities	Retirement Enhancements (Board Paid TRS/IMRF Employee Portion, HRA Retiree Deposits)	Other Benefits (Board Paid Insurance Premiums, HSA&HRA Deposits)
FUERST, JACQUELYN H.	School Social Worker	\$ 57,673.01	1		14			\$ 3,035.45	\$ 283.60
FULLER, KIMBERLY	HS Art Teacher	\$ 69,740.01	1		14			\$ 3,670.56	\$ 283.60
GABRIEL, LORI S.	Adapted PE Teacher	\$ 102,419.01	1		14			\$ 5,390.52	\$ 15,278.69
GALLIART, KATHRYN L.	Certified Technology Support	\$ 63,746.01	1		14			\$ 3,355.08	\$ 21,444.47
GALLOWAY, DOMINIQUE R.	Cognitive Disabilities Teacher	\$ 56,087.01	1		14			\$ 2,951.97	\$ 5,977.26
GALYON, MARY F.	Instructional Coach - ELA	\$ 79,143.01	1		14			\$ 4,165.45	\$ 20,805.58
GAMBARDELLA, MICHELLE	Education Service Specialist	\$ 117,653.03	1	25	14			\$ 11,636.00	\$ 15,497.50
GARAND, LAURA C.	MS Language Arts Teacher	\$ 55,050.01	1		14			\$ 2,897.39	\$ 6,052.86
GARAY, LESLIE T.	MS Exploratory Teacher	\$ 52,853.01	1		14			\$ 2,781.76	\$ 8,086.10
GARBUTT, KARALYNN L.	HS FACS Teacher	\$ 48,903.01	1		14			\$ 2,573.86	\$ 9,117.76
GARCIA MARTINEZ, JOSE M.	ELEM Second Grade Dual Language Teacher	\$ 53,909.00	1		14			\$ 2,837.34	\$ 283.60
GARCIA PEREZ, XIOMARA	MS Math Teacher	\$ 79,172.01	1		14			\$ 4,166.98	\$ 13,596.53
GARCIA SILVA, ROSALBA	ELEM Fifth Grade Dual Language Teacher	\$ 59,520.00	1		14			\$ 3,132.66	\$ 20,805.58
GARCIA, ANDREA Y.	ELEM First Grade Dual Language Teacher	\$ 47,004.02	1		14			\$ 2,473.92	\$ 283.60
GARCIA, STEPHANIE L.	Primary Grade Classroom Specialist	\$ 60,071.00	1		14			\$ 3,161.66	\$ 283.60
GARD, JULIE E.	Certified Technology Support	\$ 62,496.01	1		14			\$ 3,289.29	\$ 283.60
GARITY, ROBIN M.	Primary Grade Classroom Specialist	\$ 51,817.01	1		14			\$ 2,727.23	\$ 8,015.66
GARRISON, LORA L.	Human Resources Manager	\$ 92,667.01	1	25	14			\$ 4,170.02	\$ 10,128.70
GASPERS, KELLIE A.	HS Tutor	\$ 62,496.01	1		14			\$ 3,289.29	\$ 9,117.76
GATES, CHRISTOPHER J.	Speech Pathologist	\$ 96,477.00	1		14			\$ 5,077.78	\$ 21,266.75
GAVELEK, GINA M.	ELEM Kindergarten Teacher	\$ 76,069.01	1		14			\$ 4,003.66	\$ 9,594.11
GAVIN, ALEXANDRA D.	ELEM Kindergarten Dual Language Teacher	\$ 80,849.01	1		14			\$ 4,255.24	\$ 14,339.57
GAVINA, ADRIANA	Instructional Coach - Language	\$ 73,226.01	1		14			\$ 3,854.03	\$ 283.60
GAWLIK, MELISSA R.	Pre-Primary Facilitator	\$ 66,321.01	1		14			\$ 3,490.61	\$ 1,007.44
GEANNOPOULOS, NICHOLAS S.	HS Science Teacher	\$ 49,863.00	1		14			\$ 2,624.39	\$ 283.60
GENDE, SARAH E.	Cross Categorical Teacher	\$ 66,244.01	1		14			\$ 3,486.55	\$ 283.60
GENTILE, ELLEN M.	Speech Pathologist	\$ 57,673.01	1		14			\$ 3,035.45	\$ 283.60
GENTILE, EMMA J.	Speech Pathologist	\$ 63,650.01	1		14			\$ 3,350.03	\$ 9,594.11
GENTILE, WENDY R.	ELEM Fifth Grade Teacher	\$ 77,619.01	1		14			\$ 4,085.24	\$ 20,542.91
GEORGITSIS, NATALIE	MS Math Teacher	\$ 47,944.00	1		14			\$ 2,523.39	\$ 14,458.54
GEORGOU, EMILY A.	School Social Worker	\$ 58,827.01	1		14			\$ 3,096.18	\$ 8,086.10
GERKE, CAITLIN E.	MS Math Teacher	\$ 56,087.01	1		14			\$ 2,951.97	\$ 15,225.38
GERLOFF-BANKER, LISA S.	MS Social Studies Teacher	\$ 94,585.01	1		14			\$ 4,978.20	\$ 10,705.32
GERMANN, BARBARA C.	ELEM Fifth Grade Teacher	\$ 85,014.02	1		14			\$ 4,474.46	\$ 20,719.18
GERTZ, STEVEN L.	HS Athletic Director	\$ 129,414.01	1	25	14			\$ 12,799.17	\$ 21,103.40
GIACHETTI, THERESA L.	MS Interventionist	\$ 66,222.02	1		14			\$ 3,485.40	\$ 283.60
GIANGREGO, KRISTIN E.	ELEM ESL Teacher	\$ 66,244.01	1		14			\$ 3,486.55	\$ 14,636.26
GIANNINI, TINA M.	Primary Grade Classroom Specialist	\$ 47,004.02	1		14			\$ 2,473.92	\$ 9,042.16
GIDLUND, DEANE M.	MS Language Arts Teacher	\$ 83,891.00	1		14			\$ 4,415.35	\$ 9,775.60
GIERMAN, NICHOLAS J.	HS Science Teacher	\$ 60,071.00	1		14			\$ 3,161.66	\$ 20,983.30
GILBERT, ANN M.	MS Math Teacher	\$ 85,798.00	1		14			\$ 4,515.72	\$ 283.60
GILBERT, BRIAN L.	ELEM PE Teacher	\$ 92,764.00	1		14			\$ 4,882.35	\$ 27,019.54
GILL, KAREN S.	ELEM Fifth Grade Teacher	\$ 47,004.02	1		14			\$ 2,473.92	\$ 5,922.42
GISCH, KIMBERLY J.	School Counselor	\$ 66,918.48	1		14			\$ 3,522.05	\$ 9,042.16
GLENN, GARY W.	Division Head	\$ 104,707.02	1	4	14			\$ 10,355.63	\$ 527.57
GLENN, JANINE M.	Supervisory Dean	\$ 107,229.01	1	4	14			\$ 10,605.06	\$ 27,447.03
GNAGNI, ERIN M.	ELEM PE Teacher	\$ 62,496.01	1		14			\$ 3,289.29	\$ 16,340.75
GNUTEK, ANTHONY E.	HS Band Teacher	\$ 89,263.01	1		14			\$ 4,698.09	\$ 27,022.55
GNUTEK, MELANIE A.	MS Social Studies Teacher	\$ 85,698.02	1		14			\$ 4,510.46	\$ 283.60

Community Unit School District 300

Public Act 097-0256

Administrator Teacher Salary and Benefits Report

2021-2022 School Year

As of 9/7/2021

Name	Primary Position	Base Salary	FTE	Vacation/Flex Days/Hours	Sick & Personal Days	Bonus	Annuities	Retirement Enhancements (Board Paid TRS/IMRF Employee Portion, HRA Retiree Deposits)	Other Benefits (Board Paid Insurance Premiums, HSA&HRA Deposits)
GOBLE, PATRICIA J.	MS Science Teacher	\$ 47,004.02	1		14			2,473.92	\$ 5,922.42
GODFREY, AARON M.	MS PE Teacher	\$ 83,347.01	1		14			4,386.72	\$ 9,117.76
GOEDEKE, BRENT R.	MS Social Studies Teacher	\$ 87,380.01	1		14			4,598.98	\$ 20,703.06
GOEDEKE, MELISSA Y.	MS Spanish Teacher	\$ 89,129.02	1		14			4,691.04	\$ 283.60
GOERLITZ, SHERRY L.	ELEM Second Grade Teacher	\$ 96,511.01	1		14			5,079.57	\$ 9,042.16
GOETZ, KATHRYN A.	ELEM Third Grade Teacher	\$ 50,879.01	1		14			2,677.86	\$ 5,652.30
GOETZ, MATTHEW R.	ELEM PE Teacher	\$ 60,710.01	1		14			3,195.29	\$ 10,089.78
GOLBECK, MICHELLE C.	MS Language Arts Teacher	\$ 53,909.00	1		14			2,837.34	\$ 18,589.89
GOLDSTEIN, KAREN B.	ELEM Second Grade Teacher	\$ 92,764.00	1		14			4,882.35	\$ 283.60
GOLUCH, CRISTA M.	Certified Technology Support	\$ 56,149.01	1		14			2,955.23	\$ 20,805.58
GOMBERG, MOLLY C.	HS Spanish Teacher	\$ 57,274.01	1		14			3,014.45	\$ 6,052.86
GOMEZ-CZAJA, MARIA I.	School Social Worker	\$ 57,673.01	1		14			3,035.45	\$ 9,042.16
GONZALEZ, CARLOS	HS ESL Teacher	\$ 51,876.01	1		14			2,730.34	\$ 5,922.42
GONZALEZ, JENNY M.	ELEM ESL Teacher	\$ 92,730.01	1		14			4,880.57	\$ 21,444.47
GONZALEZ, PRISCILLA	School Social Worker	\$ 51,817.01	1		14			2,727.23	\$ 8,987.32
GONZALEZ, YADHIRA	School Psychologist	\$ 92,766.49	1		14			4,882.49	\$ 440.44
GONZALEZ, YESENIA	ELEM Second Grade Dual Language Teacher	\$ 47,004.02	1		14			2,473.92	\$ 283.60
GOOD, LISA L.	ELEM Interventionist - Math	\$ 85,698.02	1		14			4,510.46	\$ 1,342.00
GOODEN, JENNIFER L.	Hearing Impaired Teacher	\$ 88,447.01	1		14			4,655.14	\$ 283.60
GOODMAN, BRITANY L.	HS English Teacher	\$ 82,340.01	1		14			4,333.72	\$ 283.60
GOODMAN, TIFFANY C.	HS English Teacher	\$ 74,692.00	1		14			3,931.19	\$ 20,805.58
GORAWARA, MEERA G.	HS Social Studies Teacher	\$ 54,408.00	1		14			2,863.60	\$ 9,042.16
GORBY, JOHN W.	MS Assistant Principal-Instruction	\$ 109,243.01	1	25	14			10,804.24	\$ 21,237.42
GORBY, LORI S.	MS Language Arts Teacher	\$ 58,892.01	1		14			3,099.60	\$ 283.60
GORHAM, SONJA C.	ELEM Kindergarten Teacher	\$ 89,263.01	1		14			4,698.09	\$ 20,983.30
GORMAN, VICTORIA M.	ELEM First Grade Teacher	\$ 47,004.02	1		14			2,473.92	\$ 5,977.26
GOSLING, JOHN C.	HS PE Teacher	\$ 59,587.01	1		14			3,136.18	\$ 283.60
GOTTARDO, KARISSA A.	ELEM First Grade Teacher	\$ 47,004.02	1		14			2,473.92	\$ 283.60
GOUDY, ELIZABETH G.	MS Assistant Principal-Instruction	\$ 87,861.00	1	25	14			8,689.54	\$ 15,432.66
GRABOWSKI, CASSANDRA L.	MS Vocal Music Teacher	\$ 50,859.01	1		14			2,676.81	\$ 9,117.76
GRACIOUS, AMANDA L.	HS Social Studies Teacher	\$ 57,210.01	1		14			3,011.08	\$ 283.60
GRADY, GEORGETTE A.	School Social Worker	\$ 83,988.00	1		14			4,420.46	\$ 283.60
GRAHAM, ERIN M.	Cross Categorical Teacher	\$ 52,934.01	1		14			2,786.02	\$ 283.60
GRAHAM, KATHLEEN S.	Cross Categorical Teacher	\$ 66,321.01	1		14			3,490.61	\$ 14,372.14
GRANDZIEL, VICTORIA L.	School Psychologist	\$ 87,315.30	1		14			4,595.58	\$ 9,669.71
GRANITO, AMBER M.	ELEM Second Grade Teacher	\$ 89,129.02	1		14			4,691.04	\$ 283.60
GRANZOW, ALLISON J.	ELEM Interventionist - Math	\$ 80,756.01	1		14			4,250.35	\$ 6,052.86
GRAVEL, MELANIE D.	Elementary Principal	\$ 128,035.06	1	25	14			12,662.80	\$ 1,459.36
GRAVER, JAMIE A.	ELEM Interventionist - ELA	\$ 74,604.00	1		14			3,926.56	\$ 354.04
GRAY, KAREN A.	ELEM Interventionist - ELA	\$ 82,467.00	1		14			4,340.40	\$ 14,458.54
GREEN, JENNIFER M.	Cross Categorical Teacher	\$ 59,520.00	1		14			3,132.66	\$ 6,052.86
GREEN, MATTHEW B.	School Psychologist	\$ 115,345.47	1		14			6,070.86	\$ 16,427.15
GREENBERG, ANGELA F.	MS Science Teacher	\$ 53,972.01	1		14			2,840.65	\$ 9,042.16
GRIFFITH, CATHERINE P.	MS Interventionist	\$ 66,222.02	1		14			3,485.40	\$ 9,117.76
GRIFFITHS, AMY M.	ELEM Fifth Grade Teacher	\$ 92,764.00	1		14			4,882.35	\$ 16,249.43
GROCHOWSKI, KIRT	MS Social Studies Teacher	\$ 82,340.01	1		14			4,333.72	\$ 20,983.30
GROE, VICKI K.	Cross Categorical Teacher	\$ 53,993.01	1		14			2,841.76	\$ 20,826.46
GROFF, MADELEINE M.	HS English Teacher	\$ 62,426.01	1		14			3,285.61	\$ 5,851.98
GRONTKOWSKI, KARA L.	ELEM Kindergarten Teacher	\$ 48,903.01	1		14			2,573.86	\$ 9,117.76

Community Unit School District 300

Public Act 097-0256

Administrator Teacher Salary and Benefits Report

2021-2022 School Year

As of 9/7/2021

Name	Primary Position	Base Salary	FTE	Vacation/Flex Days/Hours	Sick & Personal Days	Bonus	Annuities	Retirement Enhancements (Board Paid TRS/IMRF Employee Portion, HRA Retiree Deposits)	Other Benefits (Board Paid Insurance Premiums, HSA&HRA Deposits)
GROSSMAYER, MICHELLE L.	ELEM Fifth Grade Teacher	\$ 94,619.02	1		14			4,979.99	14,636.26
GROSSO, GLORIA I.	ELEM Fourth Grade Dual Language Teacher	\$ 58,353.01	1		14			3,071.24	14,202.10
GROVE, NANCY L.	Autism Teacher	\$ 58,443.02	1		14			3,075.97	14,965.73
GRUDZINSKI, KELLY A.	Cross Categorical Teacher	\$ 52,853.01	1		14			2,781.76	9,047.32
GRUETER, JEANNE T.	ELEM Second Grade Teacher	\$ 76,187.01	1		14			4,009.87	6,710.70
GURKLIS, KATIE M.	Speech Pathologist	\$ 66,244.01	1		14			3,486.55	5,922.42
GURKLIS, MATTHEW M.	Cross Categorical Teacher	\$ 53,909.00	1		14			2,837.34	14,965.73
GURNEY, ASIA	HS Associate Principal-Instruction	\$ 138,588.86	1	25	14			13,706.58	6,360.03
GWOZDZ, DIANA L.	HS Math Teacher	\$ 51,897.01	1		14			2,731.44	283.60
HAASE, MICHAEL A.	MS Exploratory Teacher	\$ 69,740.01	1		14			3,670.56	21,444.47
HAASE, TONYA M.	Hearing Impaired Teacher	\$ 84,115.01	1		14			4,427.14	21,444.47
HAEFFNER, TAMARA M.	Primary Grade Classroom Specialist	\$ 82,340.01	1		14			4,333.72	21,444.47
HAGENDORN, KATHERINE M.	Cross Categorical Teacher	\$ 106,518.01	1		14			5,606.26	15,538.34
HAGER, KELLI L.	MS Interventionist - Math	\$ 82,371.00	1		14			4,335.35	21,266.75
HAINES, MELANIE A.	Cross Categorical Tchr - Resource - EL	\$ 63,162.01	1		14			3,324.34	1,255.60
HALEVY, VICTORIA M.	MS Science Teacher	\$ 57,210.01	1		14			3,011.08	9,042.16
HALL, LEIA M.	ELEM PE Teacher	\$ 53,993.01	1		14			2,841.76	9,117.76
HALLIGAN, JANE M.	Cross Categorical Teacher	\$ 115,244.71	1		14			6,065.56	10,402.74
HAM, JADE S.	ELEM Second Grade Teacher	\$ 58,353.01	1		14			3,071.24	20,805.58
HAMBLEN, JILL S.	ELEM Alternative Learn Op Tchr	\$ 49,881.01	1		14			2,625.34	9,042.16
HAMMOND, ANGELA M.	ELEM Assistant Principal	\$ 83,100.01	1	4	14			8,218.67	9,239.62
HAMRICK, TAMMY M.	MS Social Studies Teacher	\$ 88,447.01	1		14			4,655.14	14,636.26
HANETHO, KOLLEEN C.	School Social Worker	\$ 112,907.00	1		14			5,942.52	14,771.50
HANEY, JOSEPH J.	Supervisory Dean	\$ 76,579.01	1	4	14			7,573.74	9,803.44
HANIGAN, CHERYL L.	Cross Categorical Teacher	\$ 74,692.00	1		14			3,931.19	20,805.58
HANKLA, DEVON L.	ELEM First Grade Teacher	\$ 59,520.00	1		14			3,132.66	14,879.33
HANLEY, DANIELLE C.	ELEM Fourth Grade Teacher	\$ 60,710.01	1		14			3,195.29	15,143.45
HANLEY, MICHAEL P.	HS Science Teacher	\$ 60,710.01	1		14			3,195.29	8,787.64
HANRAHAN, MELISSA M.	MS Math Teacher	\$ 52,934.01	1		14			2,786.02	20,805.58
HAPANOVICH, NICOLE M.	Certified Advisor	\$ 53,993.01	1		14			2,841.76	5,977.26
HARBUCK, MARCUS T.	School Counselor	\$ 65,662.63	1		14			3,455.96	20,983.30
HARKIN, SUSAN L.	Superintendent	\$ 225,000.01	1	25	37		\$ 19,855.00	22,252.73	17,057.00
HARMON, LEIGH A.	School Psychologist	\$ 80,786.65	1		14			4,251.96	283.60
HARNER, BETH A.	Emotional Disorder Teacher	\$ 94,585.01	1		14			4,978.20	10,629.72
HARO, MAGDALENA	ELEM Second Grade Dual Language Teacher	\$ 47,004.02	1		14			2,473.92	283.60
HARRIES, ADRIAN W.	Director	\$ 153,350.00	1	25	14			15,166.47	14,805.69
HARRIS, LISA M.	Speech Pathologist	\$ 92,730.01	1		14			4,880.57	21,444.47
HARRIS, SUSAN N.	ELEM Kindergarten Teacher	\$ 87,513.01	1		14			4,605.98	21,266.75
HART, DANIEL C.	ELEM Third Grade Teacher	\$ 51,897.01	1		14			2,731.44	8,031.26
HARTIGAN, STACEY L.	ELEM Third Grade Teacher	\$ 50,879.01	1		14			2,677.86	9,117.76
HARTLEY, STACY J.	Cross Categorical Teacher	\$ 81,713.01	1		14			4,300.72	18,412.17
HARVEY, NYCKALAS J.	Cross Categorical Teacher	\$ 47,004.02	1		14			2,473.92	9,117.76
HASAPIS, STEPHANIE M.	HS Math Teacher	\$ 59,520.00	1		14			3,132.66	9,042.16
HASTINGS, LEISA A.	ELEM Fourth Grade Teacher	\$ 106,518.01	1		14			5,606.26	14,636.26
HAUCK, ERIN K.	ELEM Music Teacher	\$ 56,087.01	1		14			2,951.97	283.60
HAUGEN, JANINE M.	Cross Categorical Teacher	\$ 87,412.01	1		14			4,600.67	14,458.54
HAUGENS, EDWARD P.	HS Math Teacher	\$ 94,585.01	1		14			4,978.20	27,022.55
HAUGENS, MELISSA L.	HS Math Teacher	\$ 79,143.01	1		14			4,165.45	283.60
HAWKINS, HEATHER M.	ELEM PE Teacher	\$ 71,134.01	1		14			3,743.93	20,805.58

Community Unit School District 300

Public Act 097-0256

Administrator Teacher Salary and Benefits Report

2021-2022 School Year

As of 9/7/2021

Name	Primary Position	Base Salary	FTE	Vacation/Flex Days/Hours	Sick & Personal Days	Bonus	Annuities	Retirement Enhancements (Board Paid TRS/IMRF Employee Portion, HRA Retiree Deposits)	Other Benefits (Board Paid Insurance Premiums, HSA&HRA Deposits)
HAWLEY, JULIE A.	MS ESL Teacher	\$ 52,934.01	1		14			2,786.02	8,733.14
HAYES, TIMOTHY R.	HS Social Studies Teacher	\$ 53,972.01	1		14			2,840.65	14,202.10
HAZEL, MARY J.	Media Teacher	\$ 57,673.01	1		14			3,035.45	9,117.76
HEER, LAUREN E.	Cognitive Disabilities Teacher	\$ 63,162.01	1		14			3,324.34	1,164.28
HEICHEL, DANIELLE K.	Cognitive Disabilities Teacher	\$ 53,993.01	1		14			2,841.76	9,042.16
HEIKKINEN, DAMON E.	MS Orchestra Teacher	\$ 51,897.01	1		14			2,731.44	5,977.26
HEINISCH, JENNIFER M.	Speech Pathologist	\$ 89,161.02	1		14			4,692.72	21,444.47
HELMINSKI, CARA S.	Cross Categorical Teacher	\$ 112,907.00	1		14			5,942.52	14,965.73
HENDRIKSEN, REBECCA J.	ELEM Interventionist - ELA	\$ 60,779.00	1		14			3,198.92	5,977.26
HENIGMAN, MADILYN F.	MS ESL Teacher	\$ 47,004.02	1		14			2,473.92	283.60
HENKEN, ALYSSA L.	Cross Categorical Teacher	\$ 51,876.01	1		14			2,730.34	10,737.23
HENNESSY, KELLY S.	Facilitator	\$ 59,587.01	1		14			3,136.18	1,342.00
HENNING, KYLE L.	HS Math Teacher	\$ 48,903.01	1		14			2,573.86	5,977.26
HENNING, MARISA C.	ELEM Music Teacher	\$ 57,210.01	1		14			3,011.08	5,977.26
HERB, JEFFREY M.	Assistant Superintendent	\$ 148,600.45	1	25	14			14,696.73	14,975.61
HEREDIA, PRISCILLA Y.	School Social Worker	\$ 57,673.01	1		14			3,035.45	483.28
HERFF, JAMES N.	Supervisory Dean	\$ 91,520.00	1	4	14			9,051.42	21,659.92
HERMANN, BROOKE A.	ELEM Fifth Grade Teacher	\$ 74,692.00	1		14			3,931.19	14,636.26
HERNANDEZ, ANDREA	School Social Worker	\$ 60,003.00	1		14			3,158.08	5,977.26
HERNANDEZ, CARMEN Y.	ELEM Kindergarten Dual Language Teacher	\$ 65,021.01	1		14			3,422.19	283.60
HERNANDEZ, GRISELDA G.	School Social Worker	\$ 79,172.01	1		14			4,166.98	8,987.32
HERNANDEZ, MEGHAN L.	ELEM Second Grade Teacher	\$ 73,141.01	1		14			3,849.56	9,117.76
HERNANDEZ, MIGUEL M.	Division Head	\$ 91,154.01	1	4	14			9,015.22	6,137.33
HERNANDEZ, PHILIP J.	HS Industrial Tech Teacher	\$ 69,820.01	1		14			3,674.77	21,266.75
HEROLDT, JEREMY J.	MS PE Teacher	\$ 78,540.01	1		14			4,133.72	14,458.54
HERRENBRUCK, ANGELINA M.	ELEM Kindergarten Teacher	\$ 53,993.01	1		14			2,841.76	10,737.23
HERRERA, FRANCESCA	ELEM Third Grade Teacher	\$ 92,869.00	1		14			4,887.88	283.60
HERRERA, NICHOLAS J.	Supervisory Dean	\$ 75,078.01	1	4	14			7,425.29	9,779.31
HERRMANN, DIANNE M.	ELEM Kindergarten Teacher	\$ 96,511.01	1		14			5,079.57	1,164.28
HERRNOBLER, DANIELLE	HS Alternative Learn Op Coach	\$ 52,853.01	1		14			2,781.76	8,086.10
HERRON, PATRICIA	Speech Pathologist	\$ 73,141.01	1		14			3,849.56	14,636.26
HERTEL, ALEXANDRA K.	Cross Categorical Teacher	\$ 55,050.01	1		14			2,897.39	6,052.86
HEVESY, MICHELLE L.	Bilingual Special Ed Teacher	\$ 59,520.00	1		14			3,132.66	5,977.26
HEVESY, NICHOLAS M.	ELEM STEM Teacher	\$ 53,909.00	1		14			2,837.34	6,052.86
HEWITT, SUZANNE M.	ELEM Third Grade Teacher	\$ 86,713.01	1		14			4,563.88	283.60
HIBBELER, KELLY A.	Speech Pathologist	\$ 84,017.01	1		14			4,421.98	283.60
HILL, REBECCA L.	Instructional Coach - Math	\$ 61,202.00	1		14			3,221.18	283.60
HILTON, KRISTEN A.	ELEM Art Teacher	\$ 53,993.01	1		14			2,841.76	18,589.89
HO, ELLEN	HS Math Teacher	\$ 56,087.01	1		14			2,951.97	5,977.26
HOBLIN-LAMORENA, KELLY J.	MS Band Teacher	\$ 49,881.01	1		14			2,625.34	9,204.16
HODAL, HEATHER L.	Instructional Coach - Math	\$ 66,244.01	1		14			3,486.55	9,833.34
HOFFMAN, ERIKA L.	School Psychologist	\$ 71,733.84	1		14			3,775.50	5,922.42
HOFFMANN, MARIE ANNE	Speech Pathologist	\$ 79,143.01	1		14			4,165.45	21,266.75
HOGLUND, ALLISON A.	School Counselor	\$ 64,945.01	1		14			3,418.19	283.60
HOGY, GRETCHEN D.	Cross Categorical Teacher	\$ 89,129.02	1		14			4,691.04	1,342.00
HOLLANDER, LORIE A.	Cross Categorical Teacher	\$ 78,540.01	1		14			4,133.72	20,805.58
HOLLISTER, RYAN C.	HS Social Studies Teacher	\$ 53,993.01	1		14			2,841.76	5,977.26
HOLLOWAY, ROBERT J.	HS Science Teacher	\$ 55,073.01	1		14			2,898.60	5,977.26
HOLM, KRISTINE R.	ELEM Interventionist - Math	\$ 89,129.02	1		14			4,691.04	9,117.76

Community Unit School District 300

Public Act 097-0256

Administrator Teacher Salary and Benefits Report

2021-2022 School Year

As of 9/7/2021

Name	Primary Position	Base Salary	FTE	Vacation/Flex Days/Hours	Sick & Personal Days	Bonus	Annuities	Retirement Enhancements (Board Paid TRS/IMRF Employee Portion, HRA Retiree Deposits)	Other Benefits (Board Paid Insurance Premiums, HSA&HRA Deposits)
HOLMER, AARON J.	HS Math Teacher	\$ 89,129.02	1		14			\$ 4,691.04	\$ 15,143.45
HOLMES, CHRISTINA	ELEM First Grade Teacher	\$ 58,353.01	1		14			\$ 3,071.24	\$ 14,965.73
HOLTZ, DEREK S.	ELEM PE Teacher	\$ 70,273.01	1		14			\$ 3,698.61	\$ 20,805.58
HOLZE, TINA M.	Education Service Specialist	\$ 102,654.01	1	25	14			\$ 10,152.58	\$ 9,281.72
HOMOLA, ROBERT E.	Cross Categorical Teacher	\$ 57,210.01	1		14			\$ 3,011.08	\$ 14,636.26
HOOD, JESSICA L.	School Social Worker	\$ 67,571.01	1		14			\$ 3,556.40	\$ 283.60
HOOPER, DEANN P.	ELEM Second Grade Teacher	\$ 85,698.02	1		14			\$ 4,510.46	\$ 283.60
HOORMANN, JILL A.	MS Language Arts Teacher	\$ 48,903.01	1		14			\$ 2,573.86	\$ 5,977.26
HOOSIER, CIERA J.	HS Science Teacher	\$ 52,853.01	1		14			\$ 2,781.76	\$ 5,922.42
HOPKINS, BERTHA I.	MS Dual Language	\$ 59,520.00	1		14			\$ 3,132.66	\$ 283.60
HOPKINS-MUEHL, CHRISTINE L.	HS Health Teacher	\$ 89,129.02	1		14			\$ 4,691.04	\$ 9,042.16
HOPLEY-DEBOER, HOLLY A.	HS Spanish Teacher	\$ 71,134.01	1		14			\$ 3,743.93	\$ 20,805.58
HOPP, ERICA M.	Cross Categorical Teacher	\$ 58,419.02	1		14			\$ 3,074.71	\$ 20,983.30
HOPPE, MICHELLE C.	Speech Pathologist	\$ 61,202.00	1		14			\$ 3,221.18	\$ 283.60
HORAK, CARLY R.	ELEM Fifth Grade Teacher	\$ 47,004.02	1		14			\$ 2,473.92	\$ 9,042.16
HORGAN, BARBARA L.	ELEM First Grade Teacher	\$ 94,585.01	1		14			\$ 4,978.20	\$ 1,164.28
HORNBERG, ERICK K.	HS Social Studies Teacher	\$ 89,129.02	1		14			\$ 4,691.04	\$ 1,342.00
HORTON, JOSHUA R.	MS Interventionist - ELA	\$ 74,692.00	1		14			\$ 3,931.19	\$ 20,805.58
HOSTETLER, DEBORAH	MS Orchestra Teacher	\$ 53,993.01	1		14			\$ 2,841.76	\$ 14,965.73
HOTH, JENNIFER E.	HS FACS Teacher	\$ 70,300.00	1		14			\$ 3,700.03	\$ 14,636.26
HOTH, JOHN	HS Alternative Learn Op Tchr	\$ 51,817.01	1		14			\$ 2,727.23	\$ 283.60
HOUGH, KIMBERLY G.	ELEM Fifth Grade Teacher	\$ 90,912.01	1		14			\$ 4,784.88	\$ 18,082.09
HOUGH, SEAN C.	ELEM PE Teacher	\$ 92,764.00	1		14			\$ 4,882.35	\$ 283.60
HOUK, MARY K.	MS Science Teacher	\$ 48,903.01	1		14			\$ 2,573.86	\$ 8,086.10
HOVING, KATHRYN A.	HS English Teacher	\$ 79,143.01	1		14			\$ 4,165.45	\$ 283.60
HOWARD, JEANNE L.	Pre-Primary Facilitator	\$ 92,764.00	1		14			\$ 4,882.35	\$ 10,089.78
HOWE, JEFFREY A.	HS Social Studies Teacher	\$ 85,014.02	1		14			\$ 4,474.46	\$ 11,363.16
HUBER, KRISTIN L.	School Counselor	\$ 63,531.85	1		14			\$ 3,343.81	\$ 283.60
HUBER, LANCE P.	HS Business Teacher	\$ 102,381.00	1		14			\$ 5,388.52	\$ 21,579.71
HUELLEN, COURTNEY K.	Speech Pathologist	\$ 58,827.01	1		14			\$ 3,096.18	\$ 283.60
HUERAMO, MARIO	School Social Worker	\$ 60,003.00	1		14			\$ 3,158.08	\$ 18,412.17
HUGHES, KRYSTAL J.	Cross Categorical Teacher	\$ 61,271.02	1		14			\$ 3,224.82	\$ 283.60
HUME, EMILEE R.	MS Interventionist - ELA	\$ 58,353.01	1		14			\$ 3,071.24	\$ 13,577.69
HUMMEL, JOHONNA P.	ELEM Fifth Grade Teacher	\$ 66,244.01	1		14			\$ 3,486.55	\$ 7,917.98
HUNT, ERIC P.	ELEM Assistant Principal	\$ 79,872.01	1	4	14			\$ 7,899.42	\$ 14,392.03
HUNTER, T'KEYAH N.	Hearing Impaired Teacher	\$ 47,004.02	1		14			\$ 2,473.92	\$ 5,922.42
HURLEY, AMANDA M.	School Counselor	\$ 66,244.01	1		14			\$ 3,486.55	\$ 283.60
HURLEY, GINA M.	MS PE Teacher	\$ 60,710.01	1		14			\$ 3,195.29	\$ 9,117.76
HURST, JENNIFER L.	HS Math Teacher	\$ 50,859.01	1		14			\$ 2,676.81	\$ 6,052.86
INGOLD, MEGAN M.	HS Math Teacher	\$ 66,321.01	1		14			\$ 3,490.61	\$ 20,805.58
IOSSI, BRIAN A.	MS PE Teacher	\$ 59,520.00	1		14			\$ 3,132.66	\$ 14,458.54
IRWIN, JOY M.	ELEM Second Grade Teacher	\$ 58,353.01	1		14			\$ 3,071.24	\$ 6,376.14
ISBRANDT, BRIANNA L.	Cognitive Disabilities Teacher	\$ 61,271.02	1		14			\$ 3,224.82	\$ 7,831.58
ISRAEL, NANCY	Supervisory Dean	\$ 76,579.01	1	4	14			\$ 7,573.74	\$ 6,235.84
IZBICKI, DANIEL P.	HS Science Teacher	\$ 53,993.01	1		14			\$ 2,841.76	\$ 5,977.26
JACKSON, KENDALL M.	ELEM Third Grade Teacher	\$ 51,817.01	1		14			\$ 2,727.23	\$ 8,787.64
JACOBS, EMILY S.	HS AVID Teacher	\$ 74,575.00	1		14			\$ 3,925.03	\$ 9,594.11
JACOBS, JACLYN J.	HS Math Teacher	\$ 60,071.00	1		14			\$ 3,161.66	\$ 6,052.86
JACOBSEN, JORDON E.	HS Math Teacher	\$ 58,892.01	1		14			\$ 3,099.60	\$ 5,922.42

Community Unit School District 300

Public Act 097-0256

Administrator Teacher Salary and Benefits Report

2021-2022 School Year

As of 9/7/2021

Name	Primary Position	Base Salary	FTE	Vacation/Flex Days/Hours	Sick & Personal Days	Bonus	Annuities	Retirement Enhancements (Board Paid TRS/IMRF Employee Portion, HRA Retiree Deposits)	Other Benefits (Board Paid Insurance Premiums, HSA&HRA Deposits)
JAEGER, ASHLEE M.	ELEM Interventionist - ELA	\$ 57,210.01	1		14			\$ 3,011.08	\$ 14,636.26
JAGIELO, JESSICA	School Counselor	\$ 66,244.01	1		14			\$ 3,486.55	\$ 20,983.30
JAIME, SONIA	School Social Worker	\$ 61,202.00	1		14			\$ 3,221.18	\$ 14,636.26
JAKUBOWSKI, MICHAEL	HS Industrial Tech Teacher	\$ 91,048.01	1		14			\$ 4,792.04	\$ 440.44
JAMROZY, SHANNON E.	Supervisory Dean	\$ 89,725.02	1	4	14			\$ 8,873.89	\$ 21,655.90
JANCZAK, LAUREN L.	HS Math Teacher	\$ 47,944.00	1		14			\$ 2,523.39	\$ 283.60
JARVIS, BETH A.	ELEM Interventionist - ELA	\$ 57,737.01	1		14			\$ 3,038.81	\$ 14,636.26
JAVAN, EMILY D.	School Social Worker	\$ 57,673.01	1		14			\$ 3,035.45	\$ 20,983.30
JENISCH, BRADLEY A.	HS Spanish Teacher	\$ 52,914.01	1		14			\$ 2,784.97	\$ 9,042.16
JENSEN, ERIK G.	Cross Categorical Teacher	\$ 74,575.00	1		14			\$ 3,925.03	\$ 14,636.26
JENSKY, ANA L.	ELEM Fifth Grade Teacher	\$ 53,909.00	1		14			\$ 2,837.34	\$ 14,636.26
JETER, ERICA L.	MS Math Teacher	\$ 53,909.00	1		14			\$ 2,837.34	\$ 6,052.86
JIMENEZ ALFARO, MARTA	Speech Pathologist	\$ 79,143.01	1		14			\$ 4,165.45	\$ 5,977.26
JIMENEZ, ELIZETTE M.	Speech Pathologist	\$ 58,827.01	1		14			\$ 3,096.18	\$ 9,117.76
JOBST, CORIE L.	Adapted PE Teacher	\$ 53,972.01	1		14			\$ 2,840.65	\$ 14,458.54
JOHANSON, KATHRYN A.	ELEM Music Teacher	\$ 49,863.00	1		14			\$ 2,624.39	\$ 9,042.16
JOHNSON, ERIN M.	Emotional Disorder Teacher	\$ 58,353.01	1		14			\$ 3,071.24	\$ 16,249.43
JOHNSON, JACOB R.	MS Spanish Teacher	\$ 47,004.02	1		14			\$ 2,473.92	\$ 283.60
JOHNSON, JACQUELYN M.	Director	\$ 128,317.02	1	25	14			\$ 12,690.68	\$ 10,385.27
JOHNSON, JASON A.	School Counselor	\$ 89,311.06	1		14			\$ 4,700.62	\$ 283.60
JOHNSON, KIYO A.	ELEM Kindergarten Dual Language Teacher	\$ 61,925.01	1		14			\$ 3,259.24	\$ 9,565.62
JOHNSON, NIKISHA K.	ELEM First Grade Teacher	\$ 67,545.00	1		14			\$ 3,555.03	\$ 6,276.54
JOHNSON, PAMELA A.	ELEM Third Grade Teacher	\$ 106,903.27	1		14			\$ 5,626.53	\$ 16,249.43
JOHNSON, SHELLEY L.	MS Math Teacher	\$ 51,817.01	1		14			\$ 2,727.23	\$ 283.60
JOLLEY, NATHAN R.	HS Social Studies Teacher	\$ 47,004.02	1		14			\$ 2,473.92	\$ 8,086.10
JONES, AMY L.	MS Orchestra Teacher	\$ 80,756.01	1		14			\$ 4,250.35	\$ 16,440.53
JONES, ELIZABETH S.	Certified Advisor	\$ 66,244.01	1		14			\$ 3,486.55	\$ 9,042.16
JONES, KATE E.	HS Social Studies Teacher	\$ 47,004.02	1		14			\$ 2,473.92	\$ 6,052.86
JOPLIN, MANDI D.	Speech Pathologist	\$ 68,895.01	1		14			\$ 3,626.08	\$ 5,977.26
JOSLYN, MATTHEW W.	MS PE Teacher	\$ 62,496.01	1		14			\$ 3,289.29	\$ 18,589.89
JOUSTRA, ASHLEY E.	HS Art Teacher	\$ 53,993.01	1		14			\$ 2,841.76	\$ 283.60
JOUSTRA, SARAH E.	Cross Categorical Teacher	\$ 63,162.01	1		14			\$ 3,324.34	\$ 283.60
JOYCE, JANE L.	HS FACS Teacher	\$ 66,222.02	1		14			\$ 3,485.40	\$ 9,117.76
JURGENSEN, DANIEL M.	MS Science Teacher	\$ 57,210.01	1		14			\$ 3,011.08	\$ 15,143.45
KACZAR, DEBORAH A.	Media Teacher	\$ 73,112.02	1		14			\$ 3,848.03	\$ 15,225.38
KAHLEY, JENNIFER L.	HS Social Studies Teacher	\$ 57,737.01	1		14			\$ 3,038.81	\$ 1,185.16
KAISER, MEGAN E.	ELEM Third Grade Teacher	\$ 59,520.00	1		14			\$ 3,132.66	\$ 20,805.58
KAKAREKA, SARAH B.	ELEM Kindergarten Teacher	\$ 61,925.01	1		14			\$ 3,259.24	\$ 9,775.60
KALAMATAS, KATRINA L.	ELEM Interventionist - ELA	\$ 66,321.01	1		14			\$ 3,490.61	\$ 14,965.73
KALLIERIS, DIMITRIOS J.	MS Assistant Principal	\$ 93,239.01	1	25	14			\$ 9,221.43	\$ 14,677.92
KAMINSKI, ALISON C.	MS Assistant Principal	\$ 87,861.00	1	25	14			\$ 8,689.54	\$ 490.88
KAMMINGA, SHELLIE L.	MS Math Teacher	\$ 66,222.02	1		14			\$ 3,485.40	\$ 21,444.47
KAMP, TAYLAR E.	Pre-Primary Spec Ed Teacher	\$ 47,004.02	1		14			\$ 2,473.92	\$ 283.60
KAMPHAUSEN, DAWN L.	Cross Categorical Teacher	\$ 89,027.00	1		14			\$ 4,685.67	\$ 20,983.30
KANN, KATHLEEN M.	ELEM Second Grade Teacher	\$ 92,730.01	1		14			\$ 4,880.57	\$ 11,185.44
KAPITAN, SARAH E.	HS Spanish Teacher	\$ 80,725.00	1		14			\$ 4,248.72	\$ 21,444.47
KAROUMI, AERENIA M.	ELEM Kindergarten Teacher	\$ 84,115.01	1		14			\$ 4,427.14	\$ 15,403.10
KASPER, MICHAEL J.	MS Band Teacher	\$ 71,706.01	1		14			\$ 3,774.03	\$ 6,052.86
KASPROWICZ, ADAM A.	HS Industrial Tech Teacher	\$ 48,903.01	1		14			\$ 2,573.86	\$ 14,636.26

Community Unit School District 300

Public Act 097-0256

Administrator Teacher Salary and Benefits Report

2021-2022 School Year

As of 9/7/2021

Name	Primary Position	Base Salary	FTE	Vacation/Flex Days/Hours	Sick & Personal Days	Bonus	Annuities	Retirement Enhancements (Board Paid TRS/IMRF Employee Portion, HRA Retiree Deposits)	Other Benefits (Board Paid Insurance Premiums, HSA&HRA Deposits)
KATZBECK, JASON K.	ELEM Fifth Grade Dual Language Teacher	\$ 74,692.00	1		14			\$ 3,931.19	\$ 5,982.42
KEATY, ROBERT J.	HS Math Teacher	\$ 82,467.00	1		14			\$ 4,340.40	\$ 20,983.30
KEELEY, KARLA D.	HS Science Teacher	\$ 51,876.01	1		14			\$ 2,730.34	\$ 15,143.45
KEEN, BETH A.	Hearing Impaired Teacher	\$ 58,443.02	1		14			\$ 3,075.97	\$ 440.44
KELLER, CHRISTOPHER D.	HS Science Teacher	\$ 59,520.00	1		14			\$ 3,132.66	\$ 14,202.10
KELLY, MICHELLE D.	HS Spanish Teacher	\$ 59,520.00	1		14			\$ 3,132.66	\$ 9,117.76
KENDALL-SMITH, LORI R.	ELEM Third Grade Teacher	\$ 113,202.05	1		14			\$ 26,958.05	\$ 15,538.34
KERLEY, AMY M.	ELEM Fifth Grade Teacher	\$ 96,477.00	1		14			\$ 5,077.78	\$ 283.60
KESTING, NATALIE Y.	HS Math Teacher	\$ 80,849.01	1		14			\$ 4,255.24	\$ 15,225.38
KHOKHER, NAILA P.	HS English Teacher	\$ 55,496.01	1		14			\$ 2,920.87	\$ 6,052.86
KIEFFER, KRISTIN M.	ELEM Third Grade Teacher	\$ 72,558.01	1		14			\$ 3,818.87	\$ 8,086.10
KILCHENMAN, MICHAEL D.	MS Math Teacher	\$ 47,004.02	1		14			\$ 2,473.92	\$ 7,761.14
KILE, ERICA L.	Instructional Coach - ELA	\$ 61,271.02	1		14			\$ 3,224.82	\$ 9,209.10
KIM, SU YEUN	MS ESL Teacher	\$ 51,817.01	1		14			\$ 2,727.23	\$ 14,636.26
KIND, EMILY M.	Speech Pathologist	\$ 67,545.00	1		14			\$ 3,555.03	\$ 6,052.86
KING, SAMANTHA K.	School Counselor	\$ 70,300.00	1		14			\$ 3,700.03	\$ 8,641.82
KINIKIN, JULIE A.	MS Math Teacher	\$ 80,111.02	1		14			\$ 4,216.40	\$ 283.60
KIPP, ASHLEY M.	Supervisory Dean	\$ 75,078.01	1	4	14			\$ 7,425.29	\$ 6,232.90
KIRCH, BESS C.	Instructional Coach - ELA	\$ 100,374.00	1		14			\$ 5,282.88	\$ 1,185.16
KIRCHMEYER, KATHERINE K.	HS Math Teacher	\$ 33,689.40	0.6		14			\$ 1,773.14	\$ 13,734.70
KIRMSE, VALENE M.	Voc Ed/300 Plus	\$ 55,073.01	1		14			\$ 2,898.60	\$ 8,086.10
KIRSTEN, KRISTINA E.	Cross Categorical Teacher	\$ 58,353.01	1		14			\$ 3,071.24	\$ 283.60
KISIEL, ANNA B.	ELEM ESL Teacher	\$ 82,340.01	1		14			\$ 4,333.72	\$ 14,965.73
KISSAMIS, JEFF E.	ELEM Fourth Grade Teacher	\$ 87,412.01	1		14			\$ 4,600.67	\$ 14,636.26
KISSNER, COLLEEN R.	MS Science Teacher	\$ 62,402.01	1		14			\$ 3,284.34	\$ 440.44
KITZ, SARAH K.	MS Math Teacher	\$ 53,972.01	1		14			\$ 2,840.65	\$ 283.60
KLEIN, ALICIA L.	HS Social Studies Teacher	\$ 62,496.01	1		14			\$ 3,289.29	\$ 21,444.47
KLEIN, KARI A.	ELEM Interventionist - ELA	\$ 64,945.01	1		14			\$ 3,418.19	\$ 9,042.16
KLEIN, MELISSA M.	ELEM First Grade Teacher	\$ 50,879.01	1		14			\$ 2,677.86	\$ 283.60
KLEIN, TRACY L.	Certified Nurse	\$ 59,612.01	1		14			\$ 3,137.50	\$ 283.60
KLEINER, ANNE M.	HS Social Studies Teacher	\$ 53,909.00	1		14			\$ 2,837.34	\$ 9,468.83
KLEINER, LINDA L.	MS Language Arts Teacher	\$ 68,922.01	1		14			\$ 3,627.50	\$ 20,542.91
KLEINSCHMIDT, MEGAN L.	ELEM Fourth Grade Dual Language Teacher	\$ 48,903.01	1		14			\$ 2,573.86	\$ 5,652.30
KLEM, NICHOLE K.	Autism Teacher	\$ 59,520.00	1		14			\$ 3,132.66	\$ 9,042.16
KLEPARSKI, PATRICK A.	ELEM PE Teacher	\$ 59,520.00	1		14			\$ 3,132.66	\$ 5,922.42
KLINN, NORMA	Education Service Specialist	\$ 94,837.01	1	25	14			\$ 9,379.48	\$ 506.04
KLOTTER, MEGAN E.	ELEM Second Grade Teacher	\$ 73,226.01	1		14			\$ 3,854.03	\$ 21,266.75
KMIECIAK, JANET E.	ELEM Interventionist - Math	\$ 109,020.01	1		14			\$ 5,737.94	\$ 21,118.54
KOCH, SARAH L.	School Social Worker	\$ 62,426.01	1		14			\$ 3,285.61	\$ 9,594.11
KOELLING, BONNIE L.	MS Language Arts Teacher	\$ 51,817.01	1		14			\$ 2,727.23	\$ 13,596.53
KOLAKOWSKI, BARBARA M.	Vision Impaired Teacher	\$ 64,945.01	1		14			\$ 3,418.19	\$ 15,225.38
KONAJESKI, NANNETTE L.	HS Spanish Teacher	\$ 79,143.01	1		14			\$ 4,165.45	\$ 1,342.00
KOPETSKY, TRACI L.	MS PE Teacher	\$ 106,518.01	1		14			\$ 5,606.26	\$ 14,458.54
KORUNA, NINA	Voc Ed/300 Plus	\$ 51,817.01	1		14			\$ 2,727.23	\$ 8,971.72
KOS, ALISON E.	Dir of Curriculum & Prof Dev	\$ 116,221.00	1	25	14			\$ 11,494.37	\$ 709.74
KOSCINSKI, LESLIE A.	ELEM Fourth Grade Teacher	\$ 56,149.01	1		14			\$ 2,955.23	\$ 5,982.42
KOSI, LISA	Speech Pathologist	\$ 76,097.02	1		14			\$ 4,005.14	\$ 21,266.75
KOSTER, EMILY C.	ELEM Fourth Grade Teacher	\$ 47,944.00	1		14			\$ 2,523.39	\$ 283.60
KOTECKI, BRITT K.	School Social Worker	\$ 77,619.01	1		14			\$ 4,085.24	\$ 21,266.75

Community Unit School District 300

Public Act 097-0256

Administrator Teacher Salary and Benefits Report

2021-2022 School Year

As of 9/7/2021

Name	Primary Position	Base Salary	FTE	Vacation/Flex Days/Hours	Sick & Personal Days	Bonus	Annuities	Retirement Enhancements (Board Paid TRS/IMRF Employee Portion, HRA Retiree Deposits)	Other Benefits (Board Paid Insurance Premiums, HSA&HRA Deposits)
KOTTKE, MOLLY S.	ELEM Third Grade Dual Language Teacher	\$ 59,587.01	1		14			\$ 3,136.18	\$ 14,879.33
KOTWICA, LAURA A.	ELEM Fifth Grade Teacher	\$ 49,881.01	1		14			\$ 2,625.34	\$ 13,577.69
KOURI, DOUGLAS W.	MS Assistant Principal	\$ 95,103.02	1	25	14			\$ 9,405.78	\$ 14,682.06
KOVAR, ROBYN M.	MS Social Studies Teacher	\$ 59,520.00	1		14			\$ 3,132.66	\$ 20,805.58
KOVELL, ERIN M.	Primary Grade Classroom Specialist	\$ 69,001.00	1		14			\$ 3,631.66	\$ 14,458.54
KOWALL, MELISSA E.	ELEM Fourth Grade Teacher	\$ 50,859.01	1		14			\$ 2,676.81	\$ 9,597.88
KOZIOL, RENATA M.	MS Language Arts Teacher	\$ 48,903.01	1		14			\$ 2,573.86	\$ 613.72
KRAUSKA, PRESTON	HS Orchestra Teacher	\$ 59,520.00	1		14			\$ 3,132.66	\$ 14,458.54
KREPEL, JEFFREY D.	School Psychologist	\$ 68,951.94	1		14			\$ 3,629.08	\$ 8,161.70
KREPEL, JULIE D.	Cross Categorical Teacher	\$ 77,590.01	1		14			\$ 4,083.72	\$ 9,042.16
KRESTO, POLIKSENI	Pre-Primary Spec Ed Teacher	\$ 47,004.02	1		14			\$ 2,473.92	\$ 283.60
KRIBS, STACY L.	Cross Categorical Teacher	\$ 65,716.01	1		14			\$ 3,458.77	\$ 16,427.15
KRIEGEL, KIMBERLY E.	Certified Technology Support	\$ 67,571.01	1		14			\$ 3,556.40	\$ 1,077.88
KRIEGEL, LESLEE A.	Cross Categorical Tchr - Resource - EL	\$ 71,134.01	1		14			\$ 3,743.93	\$ 14,458.54
KRIESMAN, SUSAN	Media Teacher	\$ 52,193.01	0.82		7			\$ 2,747.02	\$ 158.60
KROHN, KELLY M.	Cognitive Disabilities Teacher	\$ 53,993.01	1		14			\$ 2,841.76	\$ 9,042.16
KROLIKOWSKI, MARTA K.	HS English Teacher	\$ 70,273.01	1		14			\$ 3,698.61	\$ 283.60
KRONBERG, KRISTIN	HS English Teacher	\$ 58,353.01	1		14			\$ 3,071.24	\$ 20,983.30
KROTSEY, PAUL A.	HS Art Teacher	\$ 73,112.02	1		14			\$ 3,848.03	\$ 14,301.70
KRUEGER JR., MICHAEL A.	MS PE Teacher	\$ 53,972.01	1		14			\$ 2,840.65	\$ 15,143.45
KRUIT, MERIAH E.	School Social Worker	\$ 58,827.01	1		14			\$ 3,096.18	\$ 613.72
KUCZMANSKI, ERICA L.	ELEM First Grade Teacher	\$ 56,149.01	1		14			\$ 2,955.23	\$ 751.00
KUHN, WHITFORD P.	MS Interventionist - Math	\$ 71,134.01	1		14			\$ 3,743.93	\$ 19,924.90
KUKULSKI, KYLE T.	Cross Categorical Teacher	\$ 58,353.01	1		14			\$ 3,071.24	\$ 5,977.26
KUKULSKI, SAMANTHA R.	ELEM STEM Teacher	\$ 66,244.01	1		14			\$ 3,486.55	\$ 5,982.42
KULBEDA, BRITTANY L.	ELEM First Grade Teacher	\$ 59,520.00	1		14			\$ 3,132.66	\$ 6,052.86
KUMM, PATRICIA M.	ELEM Second Grade Teacher	\$ 92,730.01	1		14			\$ 4,880.57	\$ 20,983.30
KUPFER, KAITLYN A.	HS English Teacher	\$ 56,087.01	1		14			\$ 2,951.97	\$ 283.60
KURKOWSKI, RACHEL M.	HS Science Teacher	\$ 49,881.01	1		14			\$ 2,625.34	\$ 5,922.42
KUSSIN, HALEY R.	Cross Categorical Teacher	\$ 53,972.01	1		14			\$ 2,840.65	\$ 10,737.23
KUZYNOWSKI, COURTNEY M.	ELEM Kindergarten Teacher	\$ 51,897.01	1		14			\$ 2,731.44	\$ 14,636.26
KWARTA, GLENN R.	MS Language Arts Teacher	\$ 60,071.00	1		14			\$ 3,161.66	\$ 5,906.82
KYLLOE, JUSTINE M.	Vision Impaired Teacher	\$ 62,426.01	1		14			\$ 3,285.61	\$ 5,977.26
KYRIAZIS, SOPHIA C.	ELEM Kindergarten Teacher	\$ 52,934.01	1		14			\$ 2,786.02	\$ 20,805.58
LA BRIE III, LEO R.	MS Principal	\$ 116,221.00	1	25	14			\$ 11,494.37	\$ 10,202.24
LA GRIPPE, SUSAN M.	MS Science Teacher	\$ 106,518.01	1		14			\$ 5,606.26	\$ 9,719.39
LA RUE, DEBRA J.	ELEM Interventionist - ELA	\$ 100,374.00	1		14			\$ 5,282.88	\$ 10,629.72
LA RUE, LAURA K.	HS Art Teacher	\$ 76,999.01	1		14			\$ 4,052.61	\$ 283.60
LABNO, BERNADETTA	School Social Worker	\$ 61,202.00	1		14			\$ 3,221.18	\$ 10,216.67
LABONAR, MICHELLE M.	Cross Categorical Teacher	\$ 67,571.01	1		14			\$ 3,556.40	\$ 283.60
LAIPPLE, MAREN J.	ELEM First Grade Teacher	\$ 96,511.01	1		14			\$ 5,079.57	\$ 8,086.10
LAKE, EDWARD J.	MS ESL Teacher	\$ 58,827.01	1		14			\$ 3,096.18	\$ 14,045.26
LANE, LISA A.	Certified Nurse	\$ 61,997.01	1		14			\$ 3,263.03	\$ 9,042.16
LANG, TONYA G.	Cross Categorical Teacher	\$ 63,162.01	1		14			\$ 3,324.34	\$ 10,089.78
LANGLAND, PAMELA K.	Pre-Primary Spec Ed Teacher	\$ 67,571.01	1		14			\$ 3,556.40	\$ 5,977.26
LANGTON, MATTHEW R.	MS Assistant Principal-Instruction	\$ 86,139.00	1	25	14			\$ 8,519.23	\$ 21,648.50
LAROCCO, JENNIFER L.	ELEM Third Grade Teacher	\$ 94,585.01	1		14			\$ 4,978.20	\$ 20,983.30
LARSON, AMANDA L.	ELEM Music Teacher	\$ 55,050.01	1		14			\$ 2,897.39	\$ 14,636.26
LARSON, DESIREE L.	Certified Technology Support	\$ 68,895.01	1		14			\$ 3,626.08	\$ 13,648.30

Community Unit School District 300

Public Act 097-0256

Administrator Teacher Salary and Benefits Report

2021-2022 School Year

As of 9/7/2021

Name	Primary Position	Base Salary	FTE	Vacation/Flex Days/Hours	Sick & Personal Days	Bonus	Annuities	Retirement Enhancements (Board Paid TRS/IMRF Employee Portion, HRA Retiree Deposits)	Other Benefits (Board Paid Insurance Premiums, HSA&HRA Deposits)
LARSON, JULIE M.	ELEM STEM Teacher	\$ 47,004.02	1		14			2,473.92	\$ 18,589.89
LARSON, SUSAN M.	ELEM Fourth Grade Teacher	\$ 89,161.02	1		14			4,692.72	\$ 9,042.16
LATENDRESSE, PATRICK D.	HS Alternative Learn Op Tchr	\$ 48,903.01	1		14			2,573.86	\$ 9,042.16
LATIMER, JUDITH M.	ELEM Fifth Grade Teacher	\$ 58,443.02	1		14			3,075.97	\$ 9,775.60
LATOWICZ, COURTNEY M.	ELEM Third Grade Teacher	\$ 47,944.00	1		14			2,523.39	\$ 9,042.16
LAWRENCE, MEGAN A.	MS Social Studies Teacher	\$ 49,881.01	1		14			2,625.34	\$ 283.60
LAWTON, KATHRYN L.	ELEM Fourth Grade Teacher	\$ 54,408.00	1		14			2,863.60	\$ 1,185.16
LAWTON, MELISSA A.	ELEM First Grade Teacher	\$ 50,879.01	1		14			2,677.86	\$ 283.60
LAZARE, JEANETTE M.	ELEM Kindergarten Teacher	\$ 55,073.01	1		14			2,898.60	\$ 14,636.26
LAZOWSKI, MARY E.	Cross Categorical Teacher	\$ 52,914.01	1		14			2,784.97	\$ 9,042.16
LEARY, JEFREY S.	HS Spanish Teacher	\$ 61,202.00	1		14			3,221.18	\$ 13,774.25
LECLAIR, HANNAH B.	ELEM Music Teacher	\$ 47,944.00	1		14			2,523.39	\$ 9,833.34
LEHECHKA, JACKIE D.	Speech Pathologist	\$ 62,426.01	1		14			3,285.61	\$ 9,042.16
LEIB, ERIN L.	Speech Pathologist	\$ 80,756.01	1		14			4,250.35	\$ 9,775.60
LEIBENGOOD, JULIE A.	ELEM Fourth Grade Teacher	\$ 102,381.00	1		14			5,388.52	\$ 10,559.51
LEIFELD, SHANE M.	HS Social Studies Teacher	\$ 85,014.02	1		14			4,474.46	\$ 20,805.58
LEIST, JESSICA T.	MS Science Teacher	\$ 52,914.01	1		14			2,784.97	\$ 16,440.53
LEITON, MIRIAM	ELEM Third Grade Dual Language Teacher	\$ 64,427.00	1		14			3,390.92	\$ 14,202.10
LEJA, ALLISON E.	HS English Teacher	\$ 60,071.00	1		14			3,161.66	\$ 9,047.32
LELAND, EMMA R.	HS Orchestra Teacher	\$ 52,934.01	1		14			2,786.02	\$ 7,761.14
LEMANSKI, MEGAN L.	Speech Pathologist	\$ 71,678.01	1		14			3,772.56	\$ 283.60
LEMANSKI, RYAN K.	Education Service Specialist	\$ 100,641.03	1	25	14			9,953.50	\$ 18,825.07
LEMLEY, KALYNN M.	ELEM Second Grade Teacher	\$ 80,725.00	1		14			4,248.72	\$ 21,444.47
LENARTOWSKI, LINDSEY A.	Pre-Primary Spec Ed Teacher	\$ 47,004.02	1		14			2,473.92	\$ 8,086.10
LENTS, MELIA J.	School Social Worker	\$ 64,945.01	1		14			3,418.19	\$ 9,042.16
LENTZ, JASON D.	MS Principal	\$ 130,884.01	1	25	14			12,944.56	\$ 9,894.79
LEONARD, SHANNON E.	ELEM Fourth Grade Teacher	\$ 78,540.01	1		14			4,133.72	\$ 20,805.58
LEONTEOS, AMANDA L.	HS Science Teacher	\$ 52,934.01	1		14			2,786.02	\$ 1,007.44
LEPKOWSKI, ALEXANDER J.	HS Math Teacher	\$ 60,779.00	1		14			3,198.92	\$ 14,458.54
LERETTE-KAUFFMAN, HEIDI A.	Vision Impaired Teacher	\$ 58,827.01	1		14			3,096.18	\$ 14,636.26
LESCHMAN, SHALON K.	Certified Advisor	\$ 61,716.25	1		14			3,248.25	\$ 14,636.26
LESKO, SHANNON A.	MS Language Arts Teacher	\$ 76,097.02	1		14			4,005.14	\$ 1,164.28
LEVY, LISA A.	ELEM ESL Teacher	\$ 87,513.01	1		14			4,605.98	\$ 20,805.58
LEWANDOWSKI, NOLAN D.	Cognitive Disabilities Teacher	\$ 48,903.01	1		14			2,573.86	\$ 6,052.86
LEWANDOWSKI, TARAH N.	Cross Categorical Teacher	\$ 49,881.01	1		14			2,625.34	\$ 6,052.86
LEWARCHICK, KRISTEN A.	ELEM ESL Teacher	\$ 87,380.01	1		14			4,598.98	\$ 14,636.26
LEYDEN, HOLLY M.	ELEM Band Teacher	\$ 51,897.01	1		14			2,731.44	\$ 8,161.70
LIA JR, RALPH	HS Industrial Tech Teacher	\$ 59,612.01	1		14			3,137.50	\$ 8,641.82
LICHTENBERG, CHRISTINA L.	MS Language Arts Teacher	\$ 70,382.01	1		14			3,704.35	\$ 1,342.00
LICHTENHELD, ALLISON E.	Media Teacher	\$ 67,647.01	1		14			3,560.40	\$ 9,042.16
LIEBENTRITT, JENNIFER P.	ELEM Kindergarten Teacher	\$ 53,972.01	1		14			2,840.65	\$ 5,977.26
LIEDTKE, CAROLYN K.	ELEM Fifth Grade Teacher	\$ 60,779.00	1		14			3,198.92	\$ 440.44
LIGHT, KRISTIN E.	ELEM Fourth Grade Teacher	\$ 82,340.01	1		14			4,333.72	\$ 21,266.75
LINDAHL, DANIEL A.	Division Head	\$ 102,654.00	1	4	14			10,152.58	\$ 523.16
LINDEN, NICHOLAS M.	HS Industrial Tech Teacher	\$ 86,713.01	1		14			4,563.88	\$ 14,458.54
LINDLEY, ANDREW J.	Division Head	\$ 94,837.01	1	4	14			9,379.47	\$ 10,489.54
LIPPERER, JESSICA L.	Vision Impaired Teacher	\$ 61,271.02	1		14			3,224.82	\$ 20,983.30
LIS, ANTHONY J.	School Counselor	\$ 79,143.01	1		14			4,165.45	\$ 21,444.47
LISS, ASHLEY E.	Certified Technology Support	\$ 61,271.02	1		14			3,224.82	\$ 15,143.45

Community Unit School District 300

Public Act 097-0256

Administrator Teacher Salary and Benefits Report

2021-2022 School Year

As of 9/7/2021

Name	Primary Position	Base Salary	FTE	Vacation/Flex Days/Hours	Sick & Personal Days	Bonus	Annuities	Retirement Enhancements (Board Paid TRS/IMRF Employee Portion, HRA Retiree Deposits)	Other Benefits (Board Paid Insurance Premiums, HSA&HRA Deposits)
LITCHFIELD, STEPHANIE A.	Cross Categorical Teacher	\$ 47,004.02	1		14			2,473.92	\$ 9,117.76
LITTLE, DAVID C.	ELEM Second Grade Teacher	\$ 53,993.01	1		14			2,841.76	\$ 283.60
LOCOCO, LAUREN A.	HS English Teacher	\$ 47,004.02	1		14			2,473.92	\$ 283.60
LODI, NICHOLAS J.	MS Science Teacher	\$ 52,853.01	1		14			2,781.76	\$ 7,761.14
LOEHRKE, CONNOR J.	HS Spanish Teacher	\$ 51,897.01	1		14			2,731.44	\$ 9,042.16
LOFTUS, KYLE T.	ELEM PE Teacher	\$ 49,881.01	1		14			2,625.34	\$ 8,161.70
LOGA, TINA P.	School Social Worker	\$ 76,069.01	1		14			4,003.66	\$ 9,594.11
LOMAX, KERRI L.	ELEM Second Grade Teacher	\$ 50,879.01	1		14			2,677.86	\$ 9,117.76
LONGO, LUKE A.	Emotional Disorder Teacher	\$ 62,496.01	1		14			3,289.29	\$ 20,648.74
LOPEZ GARCIA, ALEJANDRO	MS Dual Language	\$ 61,202.00	1		14			3,221.18	\$ 283.60
LOPEZ, JAMES J.	ELEM PE Teacher	\$ 61,271.02	1		14			3,224.82	\$ 5,906.82
LOPEZ, MONICA I.	HS Math Teacher	\$ 47,004.02	1		14			2,473.92	\$ 283.60
LOPEZ, NICOLETTE	ELEM Third Grade Teacher	\$ 56,087.01	1		14			2,951.97	\$ 8,787.64
LOPEZ, YOLANDA P.	ELEM ESL Teacher	\$ 76,999.01	1		14			4,052.61	\$ 20,805.58
LORINCZI, QUINTEN	HS English Teacher	\$ 48,903.01	1		14			2,573.86	\$ 283.60
LOTZER, JACLYN K.	HS Science Teacher	\$ 59,520.00	1		14			3,132.66	\$ 9,117.76
LOUIS, SHARON	HS FACS Teacher	\$ 77,590.01	1		14			4,083.72	\$ 283.60
LOVAGLIA, JOANNE K.	ELEM First Grade Teacher	\$ 68,895.01	1		14			3,626.08	\$ 15,403.10
LUCARELLI, JESSICA L.	ELEM First Grade Teacher	\$ 49,881.01	1		14			2,625.34	\$ 283.60
LUCAS, MELISSA A.	Cross Categorical Teacher	\$ 76,999.01	1		14			4,052.61	\$ 14,458.54
LUDWIG, SANDRA	ELEM ESL Teacher	\$ 66,244.01	1		14			3,486.55	\$ 6,532.98
LUKASIK, JACKIE M.	Cross Categorical Teacher	\$ 106,518.01	1		14			5,606.26	\$ 21,118.54
LUNA, ELIZA	ELEM First Grade Dual Language Teacher	\$ 48,903.01	1		14			2,573.86	\$ 5,977.26
LUNDE, BJANA W.	MS Art Teacher	\$ 64,427.00	1		14			3,390.92	\$ 283.60
LUPO, JENNIFER L.	ELEM Kindergarten Teacher	\$ 85,798.00	1		14			4,515.72	\$ 21,444.47
LUTES, AMY E.	HS Business Teacher	\$ 60,779.00	1		14			3,198.92	\$ 15,225.38
LYCOS, TIMOTHY C.	MS Social Studies Teacher	\$ 49,881.01	1		14			2,625.34	\$ 5,922.42
MACK, KATHLEEN E.	MS Science Teacher	\$ 60,710.01	1		14			3,195.29	\$ 21,444.47
MACK, TONI A.	ELEM Fourth Grade Teacher	\$ 49,881.01	1		14			2,625.34	\$ 13,774.25
MADISON, KELLY B.	ELEM Art Teacher	\$ 51,897.01	1		14			2,731.44	\$ 5,977.26
MAHER, ELISA N.	ELEM Fifth Grade Dual Language Teacher	\$ 47,944.00	1		14			2,523.39	\$ 283.60
MAHER, LINDA S.	ELEM Fourth Grade Teacher	\$ 104,429.02	1		14			5,496.31	\$ 14,636.26
MAHONEY, PAMELA S.	Pre-Primary Spec Ed Teacher	\$ 87,380.01	1		14			4,598.98	\$ 15,143.45
MAINOLFI, KELLIE A.	HS Assistant Principal	\$ 100,641.03	1	25	14			9,953.50	\$ 21,040.76
MAJEWSKI, STEPHEN M.	MS Social Studies Teacher	\$ 58,827.01	1		14			3,096.18	\$ 20,805.58
MALINOWSKI, KELLY N.	MS Math Teacher	\$ 59,520.00	1		14			3,132.66	\$ 9,117.76
MALLON, MEGAN A.	MS ESL Teacher	\$ 47,004.02	1		14			2,473.92	\$ 9,117.76
MALONE, MEGAN A.	MS Math Teacher	\$ 53,972.01	1		14			2,840.65	\$ 14,410.01
MANKIVSKY, ROBERT A.	Cross Categorical Teacher	\$ 68,895.01	1		14			3,626.08	\$ 1,164.28
MANNELLA, MICHELE L.	ELEM Fifth Grade Teacher	\$ 94,619.02	1		14			4,979.99	\$ 11,185.44
MAPES, BENJAMIN A.	Cross Categorical Teacher	\$ 51,876.01	1		14			2,730.34	\$ 5,977.26
MARCHETTI, JAMIE L.	ELEM Fourth Grade Teacher	\$ 80,725.00	1		14			4,248.72	\$ 14,458.54
MARINAS, KATHRYN S.	ELEM Second Grade Teacher	\$ 79,172.01	1		14			4,166.98	\$ 21,444.47
MARINELLI, SUSAN C.	ELEM Kindergarten Teacher	\$ 47,944.00	1		14			2,523.39	\$ 20,983.30
MARKHAM, LYDIA L.	Certified Advisor	\$ 80,725.00	1		14			4,248.72	\$ 8,787.64
MARKS, BRADLEY S.	ELEM Fifth Grade Teacher	\$ 57,297.02	1		14			3,015.66	\$ 14,965.73
MARKS, DENISE L.	HS Health Teacher	\$ 52,914.01	1		14			2,784.97	\$ 283.60
MARLOWE, KATIE E.	ELEM Second Grade Teacher	\$ 76,097.02	1		14			4,005.14	\$ 10,089.78
MARQUIS, MARCIE L.	MS Language Arts Teacher	\$ 59,520.00	1		14			3,132.66	\$ 14,045.26

Community Unit School District 300

Public Act 097-0256

Administrator Teacher Salary and Benefits Report

2021-2022 School Year

As of 9/7/2021

Name	Primary Position	Base Salary	FTE	Vacation/Flex Days/Hours	Sick & Personal Days	Bonus	Annuities	Retirement Enhancements (Board Paid TRS/IMRF Employee Portion, HRA Retiree Deposits)	Other Benefits (Board Paid Insurance Premiums, HSA&HRA Deposits)
MARRON, THALIA S.	ELEM First Grade Dual Language Teacher	\$ 47,004.02	1		14			2,473.92	283.60
MARSHALL, ABBY J.	Cross Categorical Teacher	\$ 67,647.01	1		14			3,560.40	15,403.10
MARSHALL, NOELIA	Primary Grade Classroom Specialist-Dual Lang	\$ 59,520.00	1		14			3,132.66	9,117.76
MARTENS, CAITLIN B.	MS ESL Teacher	\$ 58,353.01	1		14			3,071.24	14,458.54
MARTENS, DANIEL R.	MS PE Teacher	\$ 91,048.01	1		14			4,792.04	9,673.66
MARTIN, ANNA C.	MS Math Teacher	\$ 69,740.01	1		14			3,670.56	1,164.28
MARTIN, JENNIFER A.	MS Language Arts Teacher	\$ 50,859.01	1		14			2,676.81	18,589.89
MARTIN, NICHOLAS R.	Cross Categorical Teacher	\$ 58,353.01	1		14			3,071.24	9,117.76
MARTINEZ, CHAYANNE L.	Primary Grade Classroom Specialist-Dual Lang	\$ 57,210.01	1		14			3,011.08	283.60
MARTINEZ, LINDSEY V.	School Social Worker	\$ 61,202.00	1		14			3,221.18	283.60
MARTINEZ, MEGAN C.	HS Math Teacher	\$ 47,004.02	1		14			2,473.92	8,971.72
MARTINO, FAITH A.	MS Exploratory Teacher	\$ 85,698.02	1		14			4,510.46	14,458.54
MARTINSEN, JESSICA A.	ELEM Assistant Principal	\$ 79,872.01	1	4	14			7,899.42	21,173.23
MASON, DEBORAH L.	Director of Transportation	\$ 94,837.01	1	25	14			4,267.67	1,564.44
MASON, GREGORY J.	HS Social Studies Teacher	\$ 71,678.01	1		14			3,772.56	20,805.58
MASSANISSO, JULIE L.	HS Science Teacher	\$ 56,087.01	1		14			2,951.97	9,042.16
MASTALERZ, CHRISTOPHER	MS Art Teacher	\$ 79,143.01	1		14			4,165.45	1,342.00
MASTERS, ETHAN J.	HS Social Studies Teacher	\$ 47,944.00	1		14			2,523.39	283.60
MATHER, HEATHER M.	ELEM ESL Teacher	\$ 66,244.01	1		14			3,486.55	10,267.50
MATHISEN, LINDSEY A.	HS English Teacher	\$ 57,210.01	1		14			3,011.08	20,805.58
MATTHIESSEN, JENNIFER L.	Cognitive Disabilities Teacher	\$ 57,210.01	1		14			3,011.08	283.60
MATUSHEK, GREGORY P.	HS Band Teacher	\$ 50,859.01	1		14			2,676.81	8,086.10
MATUSZEWSKI, EMALIE J.	HS FACS Teacher	\$ 59,520.00	1		14			3,132.66	283.60
MAUGER, ELIZABETH L.	ELEM Interventionist - Math	\$ 85,798.00	1		14			4,515.72	16,249.43
MAXA, FELICIA A.	HS Science Teacher	\$ 50,879.01	1		14			2,677.86	14,636.26
MAYS, LINDSAY J.	HS American Sign Language	\$ 55,073.01	1		14			2,898.60	8,733.14
MAZANEK, EILEEN L.	Division Head	\$ 91,154.01	1	4	14			9,015.22	9,257.07
MAZUR, KEVIN M.	HS Science Teacher	\$ 50,879.01	1		14			2,677.86	9,833.34
MCBRIDE, MELISSA H.	Primary Grade Classroom Specialist	\$ 51,817.01	1		14			2,727.23	18,589.89
McCURDY, NICOLE K.	School Social Worker	\$ 82,371.00	1		14			4,335.35	20,805.58
MCDougall, GINA M.	Cross Categorical Teacher	\$ 106,518.01	1		14			5,606.26	15,403.10
MCDOWELL, JESSICA W.	MS PE Teacher	\$ 55,073.01	1		14			2,898.60	6,052.86
MCGINN, ANTHONY J.	Chief	\$ 116,221.00	1	25	14			5,229.95	9,311.46
McKENNEY, MATTHEW N.	HS Science Teacher	\$ 74,575.00	1		14			3,925.03	14,636.26
McKINNEY, ELIZABETH A.	School Counselor	\$ 71,178.82	1		14			3,746.28	14,636.26
MCMAHON, KARA K.	Deputy Superintendent	\$ 207,032.01	1	25	14			20,475.67	21,397.50
MCMAMARA, JULIANA C.	HS English Teacher	\$ 50,859.01	1		14			2,676.81	283.60
McNEES, SCOTT M.	HS Science Teacher	\$ 57,297.02	1		14			3,015.66	20,805.58
MCQUADE, REBECCA J.	ELEM Fifth Grade Teacher	\$ 49,881.01	1		14			2,625.34	6,052.86
MEAD, AMANDA M.	School Counselor	\$ 60,003.00	1		14			3,158.08	8,161.70
MEAR, ANDREA C.	Instructional Coach - ELA	\$ 64,923.02	1		14			3,417.03	20,805.58
MEDCALF, KATHERINE	MS Interventionist - Math	\$ 70,300.00	1		14			3,700.03	9,117.76
MEDINA, CATHERINE E.	Cross Categorical Teacher	\$ 80,849.01	1		14			16,862.24	10,737.23
MEDINA, FERNANDO	HS Industrial Tech Teacher	\$ 74,008.00	1		14			3,895.19	9,932.94
MEDINA, STEPHANIE	ELEM Art Teacher	\$ 47,004.02	1		14			2,473.92	5,977.26
MELFI, JACK A.	HS American Sign Language	\$ 90,216.01	1		14			4,748.25	14,333.54
MENO, NATHAN T.	HS English Teacher	\$ 59,520.00	1		14			3,132.66	9,042.16
MENOS, STEPHANIE M.	School Social Worker	\$ 61,202.00	1		14			3,221.18	13,777.54
MEREDITH, LAURA J.	HS Social Studies Teacher	\$ 59,520.00	1		14			3,132.66	283.60

Community Unit School District 300

Public Act 097-0256

Administrator Teacher Salary and Benefits Report

2021-2022 School Year

As of 9/7/2021

Name	Primary Position	Base Salary	FTE	Vacation/Flex Days/Hours	Sick & Personal Days	Bonus	Annuities	Retirement Enhancements (Board Paid TRS/IMRF Employee Portion, HRA Retiree Deposits)	Other Benefits (Board Paid Insurance Premiums, HSA&HRA Deposits)
MERK, MICHELLE M.	MS Exploratory Teacher	\$ 67,647.01	1		14			\$ 3,560.40	\$ 20,805.58
MERKEL, BRANDON T.	MS Exploratory Teacher	\$ 47,004.02	1		14			\$ 2,473.92	\$ 283.60
MERTOGUL, DAVID Z.	ELEM Fifth Grade Teacher	\$ 53,993.01	1		14			\$ 2,841.76	\$ 14,458.54
MEUTH, HEIDI E.	ELEM Music Teacher	\$ 48,885.00	1		14			\$ 2,572.92	\$ 9,042.16
MEYER, REBECCA J.	ELEM PE Teacher	\$ 81,602.41	0.88		14			\$ 4,294.90	\$ 21,266.75
MICELI-RANDOLPH, VICTORIA R.	School Psychologist	\$ 105,798.19	1		14			\$ 5,568.37	\$ 20,386.07
MICHAEL, DANYA	ELEM Kindergarten Teacher	\$ 51,817.01	1		14			\$ 2,727.23	\$ 283.60
MICHALSKI, MAGDALENA M.	ELEM ESL Teacher	\$ 55,073.01	1		14			\$ 2,898.60	\$ 13,734.70
MICHALSKI, MATTHEW A.	HS Social Studies Teacher	\$ 81,713.01	1		14			\$ 4,300.72	\$ 14,965.73
MICKLE, JONATHAN W.	Facilities Manager	\$ 98,945.02	1	25	14			\$ 4,452.53	\$ 14,867.56
MILADINOVIC, VERA	Education Service Specialist	\$ 98,667.00	1	25	14			\$ 9,758.27	\$ 6,507.41
MILISON, ALISON E.	Cross Categorical Teacher	\$ 47,004.02	1		14			\$ 2,473.92	\$ 20,983.30
MILLARD, KIMBERLY M.	Cross Categorical Teacher	\$ 73,112.02	1		14			\$ 3,848.03	\$ 14,410.01
MILLER, ANGELA E.	HS English Teacher	\$ 56,149.01	1		14			\$ 2,955.23	\$ 8,971.72
MILLER, CATHERINE J.	ELEM Fourth Grade Teacher	\$ 55,050.01	1		14			\$ 2,897.39	\$ 8,987.32
MILLER, DEBRA J.	School Social Worker	\$ 58,827.01	1		14			\$ 3,096.18	\$ 283.60
MILLER, JANNA L.	ELEM Music Teacher	\$ 60,710.01	1		14			\$ 3,195.29	\$ 283.60
MILLER, KIM M.	ELEM First Grade Dual Language Teacher	\$ 100,374.00	1		14			\$ 5,282.88	\$ 10,089.78
MILLER, THERESA E.	MS AVID Teacher	\$ 48,885.00	1		14			\$ 2,572.92	\$ 20,983.30
MILLIGAN, MATTHEW T.	MS Social Studies Teacher	\$ 52,914.01	1		14			\$ 2,784.97	\$ 9,042.16
MILLIGAN, MICHELLE C.	MS Science Teacher	\$ 47,004.02	1		14			\$ 2,473.92	\$ 8,733.14
MINNER, KRISTEN F.	Primary Grade Classroom Specialist	\$ 74,692.00	1		14			\$ 3,931.19	\$ 283.60
MINOGUE, MELISSA A.	MS Math Teacher	\$ 54,988.02	1		14			\$ 2,894.13	\$ 283.60
MINOR, STEPHANIE A.	School Psychologist	\$ 82,373.08	1		14			\$ 4,335.46	\$ 6,052.86
MINSTER, AMANDA C.	ELEM Fourth Grade Teacher	\$ 51,897.01	1		14			\$ 2,731.44	\$ 13,399.97
MIRANDA, JENNIFER A.	School Psychologist	\$ 73,170.82	1		14			\$ 3,851.13	\$ 14,458.54
MIRON, LUC J.	ELEM Interventionist - Math	\$ 92,623.00	1		14			\$ 4,874.93	\$ 20,805.58
MITCHELL, KATHLEEN M.	ELEM Band Teacher	\$ 57,274.01	1		14			\$ 3,014.45	\$ 9,047.32
MITCHELL, STACEY L.	Media Teacher	\$ 85,698.02	1		14			\$ 4,510.46	\$ 20,983.30
MITTY, RANDALL O.	ELEM Art Teacher	\$ 51,897.01	1		14			\$ 2,731.44	\$ 9,117.76
MOCKUS, ANDREA L.	Pre-School For All	\$ 85,698.02	1		14			\$ 4,510.46	\$ 14,965.73
MOELLER, MARK P.	School Psychologist	\$ 70,327.19	1		14			\$ 3,701.46	\$ 9,042.16
MOHUNDRO, AMANDA S.	Primary Grade Classroom Specialist-ESL	\$ 67,571.01	1		14			\$ 3,556.40	\$ 20,805.58
MONDRAGON, DIANA M.	School Counselor	\$ 65,609.88	1		14			\$ 3,453.18	\$ 5,977.26
MONTGOMERY, DANIELLE M.	HS Math Teacher	\$ 50,879.01	1		14			\$ 2,677.86	\$ 5,977.26
MOORE, JENNIFER M.	ELEM Third Grade Teacher	\$ 62,496.01	1		14			\$ 3,289.29	\$ 283.60
MORA, EBERTO	Associate Superintendent	\$ 158,052.02	1	25	14			\$ 15,631.50	\$ 16,794.72
MORALES, MONIKA K.	HS Spanish Teacher	\$ 61,271.02	1		14			\$ 3,224.82	\$ 9,669.71
MORAN, TIMOTHY R.	HS Social Studies Teacher	\$ 58,353.01	1		14			\$ 3,071.24	\$ 20,648.74
MORENO CASTILLO, BEATRIZ	ELEM Fourth Grade Dual Language Teacher	\$ 61,202.00	1		14			\$ 3,221.18	\$ 608.56
MORRISON, AMY	ELEM Interventionist - ELA	\$ 104,826.77	1		14			\$ 5,517.24	\$ 9,594.11
MORTON, ALLYSON K.	HS English Teacher	\$ 47,944.00	1		14			\$ 2,523.39	\$ 8,086.10
MOULTON, ROB F.	Adapted PE Teacher	\$ 47,944.00	1		14			\$ 2,523.39	\$ 8,015.66
MRZLAK, EMILY A.	HS English Teacher	\$ 48,903.01	1		14			\$ 2,573.86	\$ 8,161.70
MUCHA, MELLISSA L.	Pre-School For All	\$ 67,031.02	1		14			\$ 3,527.98	\$ 6,052.86
MUDGE, BETH H.	Speech Pathologist	\$ 82,340.01	1		14			\$ 4,333.72	\$ 10,267.50
MUELLER, ASHLEY L.	Cross Categorical Teacher	\$ 47,944.00	1		14			\$ 2,523.39	\$ 9,117.76
MUELLER, BRIAN F.	Cross Categorical Teacher	\$ 92,730.01	1		14			\$ 4,880.57	\$ 13,313.57
MUELLER, THERESE E.	ELEM First Grade Teacher	\$ 81,713.01	1		14			\$ 4,300.72	\$ 14,965.73

Community Unit School District 300

Public Act 097-0256

Administrator Teacher Salary and Benefits Report

2021-2022 School Year

As of 9/7/2021

Name	Primary Position	Base Salary	FTE	Vacation/Flex Days/Hours	Sick & Personal Days	Bonus	Annuities	Retirement Enhancements (Board Paid TRS/IMRF Employee Portion, HRA Retiree Deposits)	Other Benefits (Board Paid Insurance Premiums, HSA&HRA Deposits)
MULLEN, KELLY A.	HS English Teacher	\$ 88,447.01	1		14			4,655.14	1,477.24
MUNOZ, MARLENE	ELEM Assistant Principal	\$ 81,470.00	1	4	14			8,057.46	14,652.21
MUNOZ-GARCIA, LUZ S.	ELEM Second Grade Dual Language Teacher	\$ 87,380.01	1		14			4,598.98	14,479.42
MUNSON, TAYLOR	Autism Teacher	\$ 53,972.01	1		14			2,840.65	8,086.10
MURO, DALILA	ELEM Interventionist - Bilingual	\$ 71,134.01	1		14			3,743.93	18,412.17
MURPHY, ANGELA L.	MS Social Studies Teacher	\$ 50,859.01	1		14			2,676.81	13,577.69
MURPHY, ASHLEY L.	ELEM First Grade Teacher	\$ 54,988.02	1		14			2,894.13	9,042.16
MURPHY, KELLEY S.	Elementary Principal	\$ 103,205.01	1	25	14			10,207.08	8,327.14
MURPHY, NICOLE M.	Media Teacher	\$ 84,017.01	1		14			4,421.98	5,977.26
MURRAY, ROBERT J.	Cross Categorical Teacher	\$ 85,667.01	1		14			4,508.83	20,983.30
MUSSACHIO, STEPHANIE N.	ELEM Third Grade Teacher	\$ 59,520.00	1		14			3,132.66	14,458.54
MUTOLO, JENNETTE Y.	MS Language Arts Teacher	\$ 54,988.02	1		14			2,894.13	283.60
NACKE, SHELLEY A.	Assist Supt Ed Services	\$ 181,551.03	1	25	14			17,955.58	9,431.59
NALBONO, NICOLE A.	ELEM Kindergarten Teacher	\$ 58,353.01	1		14			3,071.24	283.60
NANGLE, KATE A.	ELEM Third Grade Teacher	\$ 100,374.00	1		14			5,282.88	10,629.72
NAPPER, DANIEL J.	HS English Teacher	\$ 64,427.00	1		14			3,390.92	13,978.42
NATALE, JOSEPH P.	HS Math Teacher	\$ 59,520.00	1		14			3,132.66	14,458.54
NAVARRO, MARIA S.	Instructional Coach - Language	\$ 106,518.01	1		14			5,606.26	27,022.55
NEENAN, ELIZABETH A.	Speech Pathologist	\$ 74,604.00	1		14			3,926.56	6,052.86
NEGI, KATHLEEN A.	ELEM Second Grade Teacher	\$ 69,740.01	1		14			3,670.56	21,444.47
NEITZEL, CATHRYN L.	ELEM First Grade Teacher	\$ 89,161.02	1		14			4,692.72	14,241.89
NELIS, THERESA A.	School Social Worker	\$ 96,511.01	1		14			5,079.57	20,983.30
NELSEN, JENNA L.	ELEM Fourth Grade Teacher	\$ 62,496.01	1		14			3,289.29	9,042.16
NELSEN, JODI D.	Certified Nurse	\$ 63,237.00	1		14			3,328.29	440.44
NELSEN, ZACHARY	HS Math Teacher	\$ 50,859.01	1		14			2,676.81	10,303.07
NELSON, ASHLEY E.	HS Alternative Learn Op Coach	\$ 67,545.00	1		14			3,555.03	14,965.73
NELSON, MATTHEW J.	ELEM PE Teacher	\$ 87,380.01	1		14			4,598.98	21,444.47
NELSON, NICOLE M.	Emotional Disorder Teacher	\$ 74,604.00	1		14			3,926.56	8,015.66
NERJA, PATRICK S.	HS Math Teacher	\$ 49,881.01	1		14			2,625.34	5,977.26
NEU, ELISA N.	Cognitive Disabilities Teacher	\$ 55,050.01	1		14			2,897.39	14,572.01
NEUMAN, SARAH J.	Cross Categorical Teacher	\$ 58,353.01	1		14			3,071.24	283.60
NEUZIL, ANGELA D.	MS Math Teacher	\$ 50,859.01	1		14			2,676.81	8,161.70
NEWTON, THERESA M.	ELEM Interventionist - Math	\$ 90,945.01	1		14			4,786.62	21,444.47
NI, CHRISTOPHER S.	Cognitive Disabilities Teacher	\$ 48,903.01	1		14			2,573.86	5,977.26
NICHOLS, MEGAN C.	Speech Pathologist	\$ 64,923.02	1		14			3,417.03	13,596.53
NICKELS, CELESTINE E.	ELEM Fourth Grade Teacher	\$ 61,271.02	1		14			3,224.82	1,342.00
NICKOL, KRISTEN M.	School Social Worker	\$ 63,675.00	1		14			3,351.34	14,410.01
NIELSEN, ERIN T.	Pre-Primary Spec Ed Teacher	\$ 51,817.01	1		14			2,727.23	283.60
NIELSEN, JONATHAN C.	MS Technology Teacher	\$ 51,817.01	1		14			2,727.23	10,181.10
NIEMIEC, BRYNN	MS Math Teacher	\$ 82,340.01	1		14			4,333.72	14,458.54
NIETO, PILAR	ELEM Kindergarten Dual Language Teacher	\$ 74,692.00	1		14			3,931.19	9,669.71
NISI, ERIN V.	Instructional Coach - ELA	\$ 64,945.01	1		14			3,418.19	440.44
NOLAN, JENNIFER G.	Certified Advisor	\$ 90,638.82	1		14			4,770.50	21,266.75
NOLTE, REBECCA L.	HS Social Studies Teacher	\$ 56,087.01	1		14			2,951.97	14,410.01
NORDEEN, VICKY L.	HS Alternative Learn Op Tchr	\$ 60,003.00	1		14			3,158.08	14,965.73
NORKUS, KATE E.	HS Art Teacher	\$ 78,540.01	1		14			4,133.72	283.60
NORTON, TINA M.	HS Social Studies Teacher	\$ 53,972.01	1		14			2,840.65	440.44
NOSBISCH, REED S.	Cross Categorical Teacher	\$ 92,869.00	1		14			4,887.88	21,118.54
NOSEWICZ, JOHN P.	School Psychologist	\$ 100,451.63	1		14			5,286.97	14,202.10

Community Unit School District 300

Public Act 097-0256

Administrator Teacher Salary and Benefits Report

2021-2022 School Year

As of 9/7/2021

Name	Primary Position	Base Salary	FTE	Vacation/Flex Days/Hours	Sick & Personal Days	Bonus	Annuities	Retirement Enhancements (Board Paid TRS/IMRF Employee Portion, HRA Retiree Deposits)	Other Benefits (Board Paid Insurance Premiums, HSA&HRA Deposits)
NOTTOLINI, CHARLENE D.	HS English Teacher	\$ 77,590.01	1		14			\$ 4,083.72	\$ 20,805.58
NOWAK, DAVID R.	Coordinator	\$ 102,654.01	1	25	14			\$ 10,152.58	\$ 21,045.14
NOWOTNIK, MACKENZIE L.	Autism Teacher	\$ 47,004.02	1		14			\$ 2,473.92	\$ 9,042.16
NUNEZ, SHANNON K.	Bilingual Special Ed Teacher	\$ 77,590.01	1		14			\$ 4,083.72	\$ 13,734.70
O'BRIEN, JILLIAN M.	HS PE Teacher	\$ 53,972.01	1		14			\$ 2,840.65	\$ 14,301.70
O'BRIEN, KATHRYN M.	HS Math Teacher	\$ 68,922.01	1		14			\$ 3,627.50	\$ 9,669.71
O'BRIEN, KEVIN J.	HS PE Teacher	\$ 61,271.02	1		14			\$ 3,224.82	\$ 283.60
O'BRIEN, PATRICK C.	HS Social Studies Teacher	\$ 87,380.01	1		14			\$ 4,598.98	\$ 283.60
OBRZUT HOFMANN, HEIDE L.	ELEM Fifth Grade Teacher	\$ 48,903.01	1		14			\$ 2,573.86	\$ 440.44
OCAMPO, JESSICA L.	Behavior Disorder Teacher	\$ 52,914.01	1		14			\$ 2,784.97	\$ 1,164.28
O'CONNOR, MICHAEL C.	ELEM Fourth Grade Teacher	\$ 76,097.02	1		14			\$ 4,005.14	\$ 283.60
ODENTHAL, KATIE N.	MS Alternative Learn Op Coach	\$ 67,571.01	1		14			\$ 3,556.40	\$ 18,589.89
ODOM, ALEXANDER V.	ELEM Second Grade Teacher	\$ 53,972.01	1		14			\$ 2,840.65	\$ 20,805.58
O'DONNELL, AMY G.	ELEM Third Grade Teacher	\$ 68,895.01	1		14			\$ 3,626.08	\$ 14,636.26
OEFFLING, SHARON K.	School Social Worker	\$ 90,945.01	1		14			\$ 4,786.62	\$ 20,805.58
OESTERREICH, NANCY L.	Director	\$ 100,641.03	1	25	14			\$ 9,953.50	\$ 9,352.94
O'HARA, MARIA J.	HS Math Teacher	\$ 49,863.00	1		14			\$ 2,624.39	\$ 9,042.16
O'HARA, MELISSA J.	ELEM Third Grade Teacher	\$ 67,545.00	1		14			\$ 3,555.03	\$ 20,983.30
O'HERRON, AMY E.	MS Math Teacher	\$ 63,746.01	1		14			\$ 3,355.08	\$ 9,669.71
O'KEEFE, COLLEEN	Chief Legal Counsel	\$ 203,350.06	1	25	14			\$ 14,500.00	\$ 10,654.38
OLIPHANT, JESSICA L.	ELEM Kindergarten Teacher	\$ 47,004.02	1		14			\$ 2,473.92	\$ 9,932.94
OLIVA, SANDRA E.	ELEM Fourth Grade Teacher	\$ 58,892.01	1		14			\$ 3,099.60	\$ 283.60
OLIVER, MICHELLE C.	MS Science Teacher	\$ 66,222.02	1		14			\$ 3,485.40	\$ 9,833.34
OLLER, REBECCA A.	School Social Worker	\$ 71,706.01	1		14			\$ 3,774.03	\$ 14,636.26
OLSON, JENNIFER L.	Certified Technology Support	\$ 56,174.00	1		14			\$ 2,956.55	\$ 5,977.26
OLSON, JOAN L.	Speech Pathologist	\$ 84,017.01	1		14			\$ 4,421.98	\$ 9,544.71
OMSBERG, LAUREN R.	MS PE Teacher	\$ 68,895.01	1		14			\$ 3,626.08	\$ 5,977.26
ONAK, SUSANNA M.	Speech Pathologist	\$ 70,300.00	1		14			\$ 3,700.03	\$ 283.60
O'NEAL, BAILY E.	Cognitive Disabilities Teacher	\$ 47,004.02	1		14			\$ 2,473.92	\$ 5,922.42
OPELS, DANIEL J.	Director of Facilities	\$ 136,849.01	1	25	14			\$ 6,158.21	\$ 21,119.24
O'REILLY, JENNIFER M.	ELEM Pre-Primary Teacher	\$ 70,382.01	1		14			\$ 12,704.35	\$ 6,532.98
OROS, LINDSEY A.	ELEM Pre-Primary Teacher	\$ 51,876.01	1		14			\$ 2,730.34	\$ 9,042.16
OROZCO, DANIELA	ELEM Third Grade Dual Language Teacher	\$ 48,903.01	1		14			\$ 2,573.86	\$ 8,086.10
ORTIZ, ANGELICA M.	School Social Worker	\$ 57,673.01	1		14			\$ 3,035.45	\$ 9,676.50
ORTIZ, CARMEN L.	ELEM Interventionist - Bilingual	\$ 82,340.01	1		14			\$ 4,333.72	\$ 10,737.23
ORTIZ, OLIVIA	School Social Worker	\$ 57,673.01	1		14			\$ 3,035.45	\$ 283.60
ORTLOFF, SARAH	Instructional Coach - Math	\$ 57,210.01	1		14			\$ 3,011.08	\$ 9,669.71
OSBORN, SYDNEY E.	HS ESL Teacher	\$ 50,879.01	1		14			\$ 2,677.86	\$ 15,068.54
O'TOOLE, SARA	HS Science Teacher	\$ 67,571.01	1		14			\$ 3,556.40	\$ 5,977.26
OTTINGER, NICOLE L.	MS Social Studies Teacher	\$ 56,149.01	1		14			\$ 2,955.23	\$ 14,458.54
OZARKA, NICHOLAS J.	HS Science Teacher	\$ 63,675.00	1		14			\$ 3,351.34	\$ 18,412.17
PAALMAN, PAULINE M.	Cross Categorical Teacher	\$ 63,746.01	1		14			\$ 3,355.08	\$ 14,965.73
PAGANO, BRITTANY E.	ELEM First Grade Teacher	\$ 65,716.01	1		14			\$ 3,458.77	\$ 6,052.86
PALAZZO, MISTY D.	ELEM First Grade Teacher	\$ 55,073.01	1		14			\$ 2,898.60	\$ 18,589.89
PALLAN, HEIDI K.	ELEM Second Grade Teacher	\$ 47,004.02	1		14			\$ 2,473.92	\$ 5,652.30
PALOMBIT, DANIEL W.	Coordinator	\$ 113,083.57	1	25	14			\$ 11,184.08	\$ 21,245.87
PANTONE, JEFFREY P.	Emotional Disorder Teacher	\$ 60,710.01	1		14			\$ 3,195.29	\$ 283.60
PANZARELLA, ALLISON L.	ELEM Music Teacher	\$ 48,903.01	1		14			\$ 2,573.86	\$ 8,086.10
PAPECK, LISA S.	ELEM Fifth Grade Teacher	\$ 62,496.01	1		14			\$ 3,289.29	\$ 5,851.98

Community Unit School District 300

Public Act 097-0256

Administrator Teacher Salary and Benefits Report

2021-2022 School Year

As of 9/7/2021

Name	Primary Position	Base Salary	FTE	Vacation/Flex Days/Hours	Sick & Personal Days	Bonus	Annuities	Retirement Enhancements (Board Paid TRS/IMRF Employee Portion, HRA Retiree Deposits)	Other Benefits (Board Paid Insurance Premiums, HSA&HRA Deposits)
PAREDERO, JENNIFER L.	Primary Grade Classroom Specialist-ESL	\$ 59,520.00	1		14			\$ 3,132.66	\$ 613.72
PARISE, ANTHONY P.	MS Social Studies Teacher	\$ 89,129.02	1		14			\$ 4,691.04	\$ 20,805.58
PARISI, THOMAS J.	Director	\$ 128,323.03	1	25	14			\$ 12,691.28	\$ 9,413.27
PARKER, ABIGAIL R.	Cross Categorical Teacher	\$ 47,944.00	1		14			\$ 2,523.39	\$ 5,977.26
PARKER, JENNIFER M.	HS Vocal Music Teacher	\$ 51,897.01	1		14			\$ 2,731.44	\$ 8,787.64
PARMAN, LAURA L.	HS FACS Teacher	\$ 102,264.00	1		14			\$ 18,582.36	\$ 16,618.25
PARTIDA, NAYELI	HS Science Teacher	\$ 47,004.02	1		14			\$ 2,473.92	\$ 5,922.42
PARTRIDGE, SARAH C.	ELEM Fifth Grade Teacher	\$ 64,427.00	1		14			\$ 3,390.92	\$ 20,805.58
PASCO, ANNE H.	Assistant Superintendent	\$ 137,593.01	1	25	14			\$ 13,608.09	\$ 21,298.76
PASENELLI, JAIMY L.	ELEM First Grade Teacher	\$ 52,853.01	1		14			\$ 2,781.76	\$ 283.60
PASQUALE, MARY A.	Division Head	\$ 91,154.01	1	4	14			\$ 9,015.22	\$ 7,976.05
PATEL, RICHA T.	HS English Teacher	\$ 59,520.00	1		14			\$ 3,132.66	\$ 9,833.34
PAUKOVITS, NICOLE A.	ELEM Alternative Learn Op Tchr	\$ 57,737.01	1		14			\$ 3,038.81	\$ 5,922.42
PAUSTIAN, HANNA	Pre-Primary Spec Ed Teacher	\$ 49,881.01	1		14			\$ 2,625.34	\$ 6,052.86
PAUZUOLIS, NICOLE D.	Cross Categorical Teacher	\$ 62,496.01	1		14			\$ 3,289.29	\$ 8,733.14
PAZ, JENNIFER A.	ELEM Pre-Primary Teacher	\$ 55,050.01	1		14			\$ 2,897.39	\$ 13,399.97
PAZOS DIAZ, PATRICIA N.	ELEM First Grade Dual Language Teacher	\$ 64,503.01	1		14			\$ 3,394.92	\$ 283.60
PEARA, SARAH M.	ELEM Fourth Grade Teacher	\$ 50,879.01	1		14			\$ 2,677.86	\$ 8,987.32
PEARSALL, ANGELA M.	ELEM Third Grade Teacher	\$ 53,993.01	1		14			\$ 2,841.76	\$ 283.60
PENAR, AMY M.	School Social Worker	\$ 66,222.02	1		14			\$ 3,485.40	\$ 20,805.58
PENNELLA, SARA J.	HS Reading Teacher	\$ 58,353.01	1		14			\$ 3,071.24	\$ 10,267.50
PENNINGTON, RICHARD D.	MS Social Studies Teacher	\$ 59,520.00	1		14			\$ 3,132.66	\$ 10,267.50
PEREDA, GRACE M.	MS Language Arts Teacher	\$ 47,004.02	1		14			\$ 2,473.92	\$ 8,916.88
PEREZ, MINERVA C.	ELEM ESL Teacher	\$ 106,518.01	1		14			\$ 5,606.26	\$ 15,143.45
PEREZ, REBECCA	Primary Grade Classroom Specialist	\$ 48,885.00	1		14			\$ 2,572.92	\$ 283.60
PERKINS, RUTH L.	ELEM Interventionist - Math	\$ 54,988.02	1		14			\$ 2,894.13	\$ 283.60
PERRIN, ANTJE	HS German Teacher	\$ 73,112.02	1		14			\$ 3,848.03	\$ 283.60
PESTEL, LYNETTE D.	Speech Pathologist	\$ 90,912.01	1		14			\$ 4,784.88	\$ 8,086.10
PETERS, JENNIFER L.	Certified Advisor	\$ 59,320.18	1		14			\$ 3,122.14	\$ 5,922.42
PETERSEN, DORENE S.	ELEM Fourth Grade Teacher	\$ 106,518.01	1		14			\$ 5,606.26	\$ 14,965.73
PETERSEN, WILLIAM K.	HS Social Studies Teacher	\$ 90,216.01	1		14			\$ 4,748.25	\$ 6,102.54
PETERSON, BRIAN K.	HS Assistant Principal	\$ 100,641.03	1	25	14			\$ 9,953.50	\$ 15,378.63
PETERSON, EMILY F.	MS Language Arts Teacher	\$ 58,353.01	1		14			\$ 3,071.24	\$ 9,209.10
PETERSON, JACQUELINE G.	HS English Teacher	\$ 56,149.01	1		14			\$ 2,955.23	\$ 283.60
PETERSON, KATHERINE C.	HS Social Studies Teacher	\$ 79,143.01	1		14			\$ 4,165.45	\$ 9,775.60
PETERSON, ZACHARY C.	ELEM Fifth Grade Teacher	\$ 59,520.00	1		14			\$ 3,132.66	\$ 6,532.98
PETGES, AMANDA	School Social Worker	\$ 61,202.00	1		14			\$ 3,221.18	\$ 5,977.26
PETRY, SHANNON K.	HS ESL Teacher	\$ 47,944.00	1		14			\$ 2,523.39	\$ 8,161.70
PFLADERER, MARY J.	Primary Grade Classroom Specialist	\$ 106,518.01	1		14			\$ 5,606.26	\$ 21,266.75
PICOLOTTI, HEATHER A.	MS Language Arts Teacher	\$ 74,692.00	1		14			\$ 3,931.19	\$ 14,965.73
PIEL, JILLIAN N.	MS Vocal Music Teacher	\$ 55,073.01	1		14			\$ 2,898.60	\$ 283.60
PIEPER, JENNIFER L.	Cross Categorical Teacher	\$ 77,590.01	1		14			\$ 4,083.72	\$ 5,977.26
PILUT, DONNA L.	ELEM Kindergarten Teacher	\$ 58,353.01	1		14			\$ 3,071.24	\$ 283.60
PINGITORE, VIRGINIA A.	Cross Categorical Teacher	\$ 63,162.01	1		14			\$ 3,324.34	\$ 9,042.16
PIOTROWSKI, ANGELINA T.	School Social Worker	\$ 67,571.01	1		14			\$ 3,556.40	\$ 5,652.30
PIRTLE, JOE J.	HS Business Teacher	\$ 59,979.00	1		14			\$ 3,156.81	\$ 14,202.10
PITTNER, STEVEN M.	MS Social Studies Teacher	\$ 102,419.01	1		14			\$ 5,390.52	\$ 1,477.24
PIZZOLATO, KRISTINE M.	MS Math Teacher	\$ 82,371.00	1		14			\$ 4,335.35	\$ 283.60
PLACZEK, SAMANTHA M.	ELEM Kindergarten Teacher	\$ 53,972.01	1		14			\$ 2,840.65	\$ 9,599.27

Community Unit School District 300

Public Act 097-0256

Administrator Teacher Salary and Benefits Report

2021-2022 School Year

As of 9/7/2021

Name	Primary Position	Base Salary	FTE	Vacation/Flex Days/Hours	Sick & Personal Days	Bonus	Annuities	Retirement Enhancements (Board Paid TRS/IMRF Employee Portion, HRA Retiree Deposits)	Other Benefits (Board Paid Insurance Premiums, HSA&HRA Deposits)
PLACZKOWSKI, EMILY R.	HS Spanish Teacher	\$ 62,496.01	1		14			\$ 3,289.29	\$ 9,042.16
PLEASANT, ALEXIS A.	MS Math Teacher	\$ 57,210.01	1		14			\$ 3,011.08	\$ 10,149.83
PLOETZ, HANNAH R.	Bilingual Special Ed Teacher	\$ 56,087.01	1		14			\$ 2,951.97	\$ 9,042.16
PLUMMER, MICHELLE R.	MS Math Teacher	\$ 71,134.01	1		14			\$ 3,743.93	\$ 5,982.42
POCIASK, DAWN S.	ELEM Fifth Grade Teacher	\$ 85,667.01	1		14			\$ 4,508.83	\$ 15,225.38
POCZTOWSKI, JOSEPH W.	ELEM PE Teacher	\$ 50,879.01	1		14			\$ 2,677.86	\$ 14,636.26
PODGORSKI, KELSEY A.	HS Spanish Teacher	\$ 60,779.00	1		14			\$ 3,198.92	\$ 9,042.16
POGGENSEE, TIA L.	School Social Worker	\$ 74,575.00	1		14			\$ 12,060.03	\$ 20,983.30
POKORNY, KEVIN W.	ELEM Fifth Grade Teacher	\$ 102,419.01	1		14			\$ 5,390.52	\$ 21,266.75
POLICHT, ALEXIA	School Counselor	\$ 85,667.01	1		14			\$ 4,508.83	\$ 14,410.01
POLLACK, STACY M.	HS English Teacher	\$ 64,945.01	1		14			\$ 3,418.19	\$ 8,015.66
POLLOCK, VICTORIA R.	ELEM Music Teacher	\$ 48,903.01	1		14			\$ 2,573.86	\$ 13,577.69
POLO MOLINA, JUAN A.	ELEM Fifth Grade Dual Language Teacher	\$ 73,141.01	1		14			\$ 3,849.56	\$ 1,164.28
PONTE, GASPAR G.	MS Dual Language	\$ 82,371.00	1		14			\$ 4,335.35	\$ 10,089.78
POOL, NICOLAS D.	MS Assistant Principal	\$ 89,618.00	1	25	14			\$ 8,863.31	\$ 6,188.53
POORE, JANET L.	Cross Categorical Teacher	\$ 64,503.01	1		14			\$ 3,394.92	\$ 14,965.73
POPE, NICHOLAS J.	HS Math Teacher	\$ 74,692.00	1		14			\$ 3,931.19	\$ 16,427.15
POPP, ELIZABETH R.	ELEM Fifth Grade Teacher	\$ 47,004.02	1		14			\$ 2,473.92	\$ 8,086.10
PORSCHKE, BRITTANY S.	Elementary Principal	\$ 116,227.01	1	25	14			\$ 11,494.97	\$ 21,536.05
PORTER, JENNIFER A.	Chief Financial Officer	\$ 171,415.01	1	25	14			\$ 16,953.12	\$ 21,818.69
PORTH, BRANDON L.	HS Industrial Tech Teacher	\$ 58,353.01	1		14			\$ 3,071.24	\$ 6,052.86
PORTOKALIS, LEANDER P.	HS Industrial Tech Teacher	\$ 67,109.01	1		14			\$ 3,532.08	\$ 283.60
POTTER, SAMANTHA M.	Cross Categorical Teacher	\$ 57,210.01	1		14			\$ 3,011.08	\$ 9,042.16
POWERS, LAURA E.	MS Interventionist	\$ 60,071.00	1		14			\$ 3,161.66	\$ 1,185.16
PRANTALOS, CAREY D.	MS Math Teacher	\$ 58,443.02	1		14			\$ 3,075.97	\$ 20,805.58
PRICE JR, BRIAN A.	Cross Categorical Teacher	\$ 56,149.01	1		14			\$ 2,955.23	\$ 5,977.26
PROSSER, PATRICIA A.	HS Science Teacher	\$ 70,273.01	1		14			\$ 3,698.61	\$ 14,458.54
PURKIS, JANE A K.	MS Math Teacher	\$ 49,881.01	1		14			\$ 2,625.34	\$ 21,180.35
PUTMAN, DEVIN L.	School Counselor	\$ 64,923.02	1		14			\$ 3,417.03	\$ 8,161.70
QUEFFELEC, JILL M.	School Social Worker	\$ 106,518.01	1		14			\$ 5,606.26	\$ 20,805.58
QUENETT, ELAINE M.	MS Math Teacher	\$ 66,244.01	1		14			\$ 3,486.55	\$ 21,266.75
QUICK, HEATHER J.	Cross Categorical Teacher	\$ 71,678.01	1		14			\$ 3,772.56	\$ 6,052.86
QUINTANILLA, ESTHER B.	Bilingual Special Ed Teacher	\$ 53,993.01	1		14			\$ 2,841.76	\$ 8,086.10
QUIRINA, JENNIFER J.	School Social Worker	\$ 66,244.01	1		14			\$ 3,486.55	\$ 14,636.26
QUITNO, ROBERT A.	HS Assistant Principal	\$ 115,606.01	1	25	14			\$ 11,433.55	\$ 14,726.23
RAHIMI, NICHOLAS J.	ELEM PE Teacher	\$ 35,723.05	0.76		14			\$ 1,880.18	\$ 158.60
RAHIMI, STEPHANIE M.	MS Math Teacher	\$ 60,071.00	1		14			\$ 3,161.66	\$ 14,458.54
RAHN, KEVIN M.	ELEM Fourth Grade Teacher	\$ 92,730.01	1		14			\$ 4,880.57	\$ 14,202.10
RAISTRICK, KAREN L.	Instructional Coach - Math	\$ 61,202.00	1		14			\$ 3,221.18	\$ 9,042.16
RAISTRICK, MARK T.	HS PE Teacher	\$ 60,071.00	1		14			\$ 3,161.66	\$ 15,143.45
RAKOWSKI, ANDREW T.	ELEM PE Teacher	\$ 68,895.01	1		14			\$ 3,626.08	\$ 1,342.00
RAMOS GARCIA, ANA S.	ELEM First Grade Dual Language Teacher	\$ 59,612.01	1		14			\$ 3,137.50	\$ 608.56
RANDL, JAMIE J.	Education Service Specialist	\$ 98,667.00	1	25	14			\$ 9,758.27	\$ 14,689.41
RANDL, RONDA L.	ELEM First Grade Teacher	\$ 77,590.01	1		14			\$ 4,083.72	\$ 14,636.26
RASMUSSEN, PATRICIA A.	ELEM Kindergarten Teacher	\$ 66,244.01	1		14			\$ 3,486.55	\$ 283.60
RATH, TAMMY L.	ELEM Third Grade Teacher	\$ 82,340.01	1		14			\$ 4,333.72	\$ 16,440.53
RAU, EMILY J.	MS Language Arts Teacher	\$ 47,944.00	1		14			\$ 2,523.39	\$ 283.60
RAUE, SHEREE C.	ELEM First Grade Teacher	\$ 66,244.01	1		14			\$ 3,486.55	\$ 283.60
RAY, KELLY A.	Cross Categorical Teacher	\$ 73,112.02	1		14			\$ 3,848.03	\$ 9,042.16

Community Unit School District 300

Public Act 097-0256

Administrator Teacher Salary and Benefits Report

2021-2022 School Year

As of 9/7/2021

Name	Primary Position	Base Salary	FTE	Vacation/Flex Days/Hours	Sick & Personal Days	Bonus	Annuities	Retirement Enhancements (Board Paid TRS/IMRF Employee Portion, HRA Retiree Deposits)	Other Benefits (Board Paid Insurance Premiums, HSA&HRA Deposits)
RAYMOND, JOHN W.	Speech Pathologist	\$ 102,791.60	1		14			15,790.13	14,372.14
RAYNER, CHRISTINA A.	MS Interventionist	\$ 89,161.02	1		14			4,692.72	20,805.58
REBODOS, JEAN M.	Certified Nurse	\$ 51,897.01	1		14			2,731.44	14,636.26
RECZEK, STEPHEN G.	MS Math Teacher	\$ 51,897.01	1		14			2,731.44	6,052.86
REDMER, STEPHANIE D.	ELEM First Grade Teacher	\$ 55,073.01	1		14			2,898.60	15,403.10
REDMOND, GEORGIA G.	MS Math Teacher	\$ 47,004.02	1		14			2,473.92	8,091.26
REGUL, NANCY L.	ELEM Assistant Principal	\$ 90,952.73	1	4	14			8,995.32	15,179.67
REHMUS, JEREMY T.	MS Dual Language	\$ 47,004.02	1		14			2,473.92	18,255.33
REIBEL, JONATHON R.	HS English Teacher	\$ 62,426.01	1		14			3,285.61	14,202.10
REIBEL, ROBERT A.	Cross Categorical Teacher	\$ 48,903.01	1		14			2,573.86	9,669.71
REID, JENNIFER M.	Speech Pathologist	\$ 79,172.01	1		14			4,166.98	20,983.30
REIG, DAWN S.	MS Assistant Principal	\$ 125,484.02	1	25	14			29,210.50	9,453.89
REINCKE, ANGELA L.	Elementary Principal	\$ 125,525.16	1	25	14			12,414.56	10,616.85
REISNER, NATALIE N.	ELEM ESL Teacher	\$ 57,210.01	1		14			3,011.08	6,052.86
REITER, KAITLYN A.	Speech Pathologist	\$ 61,202.00	1		14			3,221.18	9,117.76
RENDONE, LISA M.	Cross Categorical Teacher	\$ 74,692.00	1		14			3,931.19	283.60
REPENNING, RENEE L.	ELEM Kindergarten Teacher	\$ 58,353.01	1		14			3,071.24	6,052.86
REUTER, PATRICIA V.	ELEM Kindergarten Teacher	\$ 58,353.01	1		14			3,071.24	5,977.26
REYES ANAYA, MARIA	ELEM Third Grade Dual Language Teacher	\$ 61,925.01	1		14			3,259.24	608.56
REYES, DENISE M.	ELEM Kindergarten Teacher	\$ 47,004.02	1		14			2,473.92	283.60
REYMANN-GOLAT, SHANNON E.	Cross Categorical Teacher	\$ 53,909.00	1		14			2,837.34	9,117.76
REYNOLDS, CARRIE M.	School Counselor	\$ 73,212.99	1		14			3,853.35	9,597.88
RICCI, ELLEN L.	Remote Instructional Teach Assign - Special Education	\$ 51,897.01	1		11			2,731.44	283.60
RICHARD, JENNIFER L.	ELEM Pre-Primary Teacher	\$ 58,892.01	1		14			3,099.60	14,458.54
RICHARDS, LAUREN A.	School Social Worker	\$ 57,673.01	1		14			3,035.45	9,932.94
RICHARDSON, RACHEL V.	ELEM First Grade Teacher	\$ 80,111.02	1		14			4,216.40	14,458.54
RICHMOND, MADELINE E.	HS Art Teacher	\$ 53,909.00	1		14			2,837.34	9,042.16
RILEY, SHANNON K.	School Psychologist	\$ 104,352.14	1		14			5,492.26	20,805.58
RIOS, CYNTHIA E.	MS Language Arts Teacher	\$ 63,162.01	1		14			3,324.34	283.60
RIVERA, ROSA A.	MS Language Arts Teacher	\$ 47,004.02	1		14			2,473.92	283.60
ROBERTS, EMILY L.	Cognitive Disabilities Teacher	\$ 47,944.00	1		14			2,523.39	9,042.16
ROBERTS, JAMES B.	HS Social Studies Teacher	\$ 68,895.01	1		14			3,626.08	14,458.54
ROBERTSON, MARJORIE L.	ELEM Fourth Grade Teacher	\$ 69,820.01	1		14			3,674.77	15,403.10
ROBERTSON, SARAH E.	HS Science Teacher	\$ 56,149.01	1		14			2,955.23	14,965.73
ROBINSON, MOLLY S.	ELEM Kindergarten Teacher	\$ 72,558.01	1		14			3,818.87	14,965.73
ROCK, KRISTIN A.	ELEM Orchestra Teacher	\$ 53,993.01	1		14			2,841.76	9,042.16
RODEBECK, CARRIE A.	Certified Nurse	\$ 59,612.01	1		14			3,137.50	9,594.11
RODMAN, ROSARIO C.	HS Spanish Teacher	\$ 62,426.01	1		14			3,285.61	907.84
RODMAN, THOMAS J.	HS Business Teacher	\$ 90,807.01	1		14			4,779.35	20,983.30
RODRIGUEZ PEREZ, VANESSA M.	ELEM Third Grade Dual Language Teacher	\$ 47,944.00	1		14			2,523.39	14,458.54
RODRIGUEZ, AMI M.	HS TPI Teacher	\$ 68,895.01	1		14			3,626.08	6,276.54
RODRIGUEZ, EMILY A.	ELEM STEM Teacher	\$ 48,903.01	1		14			2,573.86	6,276.54
RODRIGUEZ, MARIA D.	ELEM First Grade Dual Language Teacher	\$ 60,710.01	1		14			3,195.29	6,052.86
RODRIGUEZ, RACHEL M.	School Counselor	\$ 61,992.05	1		14			3,262.77	14,636.26
ROGERS, CONRAD J.	HS Science Teacher	\$ 59,520.00	1		14			3,132.66	10,559.51
ROHDE, SONYA M.	ELEM Music Teacher	\$ 54,988.02	1		14			2,894.13	1,185.16
ROHLWING, SUSAN J.	Elementary Principal	\$ 122,715.00	1	25	14			12,136.64	566.67
ROHLWING, TODD A.	Safety Officer	\$ 98,667.00	1	25	14			4,440.02	514.47
ROHRBACK, PAIGE C.	HS English Teacher	\$ 47,944.00	1		14			2,523.39	5,922.42

Community Unit School District 300

Public Act 097-0256

Administrator Teacher Salary and Benefits Report

2021-2022 School Year

As of 9/7/2021

Name	Primary Position	Base Salary	FTE	Vacation/Flex Days/Hours	Sick & Personal Days	Bonus	Annuities	Retirement Enhancements (Board Paid TRS/IMRF Employee Portion, HRA Retiree Deposits)	Other Benefits (Board Paid Insurance Premiums, HSA&HRA Deposits)
ROJAS, LOURDES M.	ELEM Fourth Grade Dual Language Teacher	\$ 67,647.01	1		14			\$ 3,560.40	\$ 5,922.42
ROLLER, AMY E.	School Psychologist	\$ 90,979.75	1		14			\$ 4,788.45	\$ 14,458.54
ROMERO, LAURA A.	Speech Pathologist	\$ 67,545.00	1		14			\$ 3,555.03	\$ 14,485.61
ROSBOROUGH, ALEXANDRA K.	School Counselor	\$ 58,325.06	1		14			\$ 3,069.76	\$ 440.44
ROSE, JACQUELYNN L.	Certified Advisor	\$ 55,962.44	1		14			\$ 2,945.42	\$ 9,042.16
ROSENBERG, HEATHER L.	MS Social Studies Teacher	\$ 57,737.01	1		14			\$ 3,038.81	\$ 6,052.86
ROSS, KAITLIN A.	MS PE Teacher	\$ 66,244.01	1		14			\$ 3,486.55	\$ 1,164.28
ROSSLER, AMBER L.	ELEM Interventionist - ELA	\$ 89,161.02	1		14			\$ 4,692.72	\$ 14,636.26
ROTEBERRY, BETHANY L.	ELEM Fourth Grade Teacher	\$ 83,988.00	1		14			\$ 4,420.46	\$ 20,805.58
ROTHECKER, KRISTA A.	HS Spanish Teacher	\$ 63,237.00	1		14			\$ 3,328.29	\$ 1,342.00
ROTONDI, TRACY L.	HS Interventionist - ELA	\$ 51,817.01	1		11			\$ 2,727.23	\$ 283.60
ROTONDI, VINCENT	School Counselor	\$ 64,945.01	1		14			\$ 3,418.19	\$ 1,185.16
ROUTSON, EILEEN S.	MS Science Teacher	\$ 67,571.01	1		14			\$ 3,556.40	\$ 14,202.10
ROY, MONA J.	MS Vocal Music Teacher	\$ 67,031.02	1		14			\$ 3,527.98	\$ 21,180.35
RUFER, NOA E.	ELEM Kindergarten Teacher	\$ 48,885.00	1		14			\$ 2,572.92	\$ 283.60
RUFER, WILLIAM	School Social Worker	\$ 102,791.60	1		14			\$ 5,410.13	\$ 5,977.26
RUFFOLO, HALEY L.	Instructional Coach - ELA	\$ 54,408.00	1		14			\$ 2,863.60	\$ 283.60
RUIZ, PATRICIA L.	HS Spanish Teacher	\$ 65,716.01	1		14			\$ 3,458.77	\$ 14,202.10
RUMORO, DAVID P.	MS Assistant Principal-Instruction	\$ 97,006.00	1	25	14			\$ 9,593.99	\$ 6,204.98
RUPNICK, SONYA R.	ELEM First Grade Teacher	\$ 62,496.01	1		14			\$ 3,289.29	\$ 283.60
RUSSELL, JASON A.	MS PE Teacher	\$ 88,447.01	1		14			\$ 4,655.14	\$ 27,197.26
RUSSELL, KRISTEN A.	Speech Pathologist	\$ 71,678.01	1		14			\$ 3,772.56	\$ 10,267.50
RUSSELL, MICHELLE M.	ELEM Fifth Grade Teacher	\$ 89,161.02	1		14			\$ 4,692.72	\$ 5,652.30
RUSSO, ZOKI Z.	ELEM Third Grade Teacher	\$ 79,143.01	1		14			\$ 4,165.45	\$ 20,805.58
RUZINOK, THOMAS E.	MS Principal	\$ 131,535.02	1	25	14			\$ 13,008.95	\$ 14,504.43
RYAN, ASHLEY N.	ELEM Third Grade Teacher	\$ 52,934.01	1		14			\$ 2,786.02	\$ 283.60
RYAN, KEVIN P.	HS PE Teacher	\$ 51,897.01	1		14			\$ 2,731.44	\$ 9,042.16
RYAN, STEPHANIE N.	HS English Teacher	\$ 68,922.01	1		14			\$ 3,627.50	\$ 9,042.16
RYDZ, GERI A.	MS Language Arts Teacher	\$ 89,129.02	1		14			\$ 4,691.04	\$ 5,977.26
RYNEARSON, ANDREA M.	Primary Grade Classroom Specialist	\$ 48,885.00	1		14			\$ 2,572.92	\$ 283.60
RYTINA, JENNIFER L.	ELEM First Grade Teacher	\$ 76,069.01	1		14			\$ 4,003.66	\$ 440.44
SABO, KEVIN C.	MS PE Teacher	\$ 50,879.01	1		14			\$ 2,677.86	\$ 14,202.10
SABROWSKIE, LAURA A.	MS Social Studies Teacher	\$ 70,273.01	1		14			\$ 3,698.61	\$ 10,089.78
SAINSBURY, AARON D.	Cross Categorical Teacher	\$ 74,575.00	1		14			\$ 3,925.03	\$ 9,042.16
SAINSBURY, KRISTIN N.	Associate Superintendent	\$ 146,302.01	1	25	14			\$ 14,469.42	\$ 16,761.70
SALAZAR, BASILIO	Coordinator	\$ 140,606.26	1	25	14			\$ 13,906.10	\$ 21,305.28
SALGADO, ELIDETH	ELEM Kindergarten Dual Language Teacher	\$ 47,004.02	1		14			\$ 2,473.92	\$ 9,042.16
SALGADO, LEON M.	ELEM Second Grade Dual Language Teacher	\$ 90,945.01	1		14			\$ 4,786.62	\$ 283.60
SALIFOSKI, DANIELLE R.	MS Language Arts Teacher	\$ 53,972.01	1		14			\$ 2,840.65	\$ 14,458.54
SALINAS, JONELLE L.	ELEM Second Grade Teacher	\$ 60,071.00	1		14			\$ 3,161.66	\$ 283.60
SALIWANCIK, CLARISSA L.	Instructional Coach - ELA	\$ 51,817.01	1		14			\$ 2,727.23	\$ 9,042.16
SAMARGIS, ELAINA A.	ELEM Second Grade Teacher	\$ 52,914.01	1		14			\$ 2,784.97	\$ 8,086.10
SAMUELSON, ERIC J.	HS Business Teacher	\$ 60,710.01	1		14			\$ 3,195.29	\$ 10,267.50
SANCHEZ, ANDREA N.	ELEM Interventionist - ELA	\$ 55,496.01	1		14			\$ 2,920.87	\$ 283.60
SANDERS, LUCINDA C.	Instructional Coach - Language	\$ 74,490.01	1		14			\$ 3,920.56	\$ 283.60
SANFORD, BRIAN R.	MS Science Teacher	\$ 70,382.01	1		14			\$ 3,704.35	\$ 9,042.16
SANKEY, STEVEN J.	MS PE Teacher	\$ 73,226.01	1		14			\$ 3,854.03	\$ 14,458.54
SANTANIELLO, KRystal M.	HS Industrial Tech Teacher	\$ 50,859.01	1		14			\$ 2,676.81	\$ 8,161.70
SANTELLA, PATRICIA	Division Head	\$ 100,641.00	1	4	14			\$ 9,953.50	\$ 9,277.34

Community Unit School District 300

Public Act 097-0256

Administrator Teacher Salary and Benefits Report

2021-2022 School Year

As of 9/7/2021

Name	Primary Position	Base Salary	FTE	Vacation/Flex Days/Hours	Sick & Personal Days	Bonus	Annuities	Retirement Enhancements (Board Paid TRS/IMRF Employee Portion, HRA Retiree Deposits)	Other Benefits (Board Paid Insurance Premiums, HSA&HRA Deposits)
SANTUCCI, JOSEPH M.	ELEM Second Grade Teacher	\$ 68,895.01	1		14			\$ 3,626.08	\$ 6,052.86
SANZONE, DOMINIC P.	ELEM Fifth Grade Teacher	\$ 47,004.02	1		14			\$ 2,473.92	\$ 5,982.42
SARNA, JOHN A.	HS PE Teacher	\$ 90,912.01	1		14			\$ 4,784.88	\$ 14,965.73
SARNWICK, LAUREN S.	ELEM Second Grade Teacher	\$ 87,380.01	1		14			\$ 4,598.98	\$ 14,458.54
SARTHER, JAMES D.	HS Business Teacher	\$ 49,881.01	1		14			\$ 2,625.34	\$ 283.60
SARTO, JILL R.	ELEM Third Grade Teacher	\$ 52,914.01	1		14			\$ 2,784.97	\$ 20,081.74
SARULLO, CRISTINA	School Counselor	\$ 61,202.00	1		14			\$ 3,221.18	\$ 283.60
SAUCEDA, AMANDA E.	Instructional Coach - ELA	\$ 74,575.00	1		14			\$ 3,925.03	\$ 20,805.58
SAVAGE, SAMANTHA	ELEM Fifth Grade Teacher	\$ 47,944.00	1		14			\$ 2,523.39	\$ 283.60
SAVELEY, MADYSON L.	Cross Categorical Teacher	\$ 47,004.02	1		14			\$ 2,473.92	\$ 283.60
SAWYER, KERRY A.	ELEM Third Grade Teacher	\$ 92,764.00	1		14			\$ 4,882.35	\$ 20,805.58
SCARBROUGH, MARIE J.	ELEM Fifth Grade Teacher	\$ 51,817.01	1		14			\$ 2,727.23	\$ 283.60
SCHAAF, NILE P.	ELEM STEM Teacher	\$ 59,520.00	1		14			\$ 3,132.66	\$ 10,267.50
SCHAEFER, BRANDON P.	Education Service Specialist	\$ 100,641.03	1	25	14			\$ 9,953.50	\$ 14,693.72
SCHAEFER, RACHAEL K.	ELEM Kindergarten Teacher	\$ 59,520.00	1		14			\$ 3,132.66	\$ 283.60
SCHAFFER, JESSICA L.	HS Reading Teacher	\$ 66,222.02	1		14			\$ 3,485.40	\$ 9,269.15
SCHALLER, KALEY C.	Speech Pathologist	\$ 61,202.00	1		14			\$ 3,221.18	\$ 5,906.82
SCHAMROWSKI, ZACKERY P.	MS Social Studies Teacher	\$ 52,934.01	1		14			\$ 2,786.02	\$ 5,922.42
SCHARLAU, WADE E.	HS Industrial Tech Teacher	\$ 74,008.00	1		14			\$ 3,895.19	\$ 14,458.54
SCHECHTEL, MEGAN G.	ELEM Second Grade Teacher	\$ 52,934.01	1		14			\$ 2,786.02	\$ 9,042.16
SCHECK, LAUREN E.	Certified Technology Support	\$ 60,071.00	1		14			\$ 3,161.66	\$ 5,977.26
SCHEURICH, MARK J.	MS PE Teacher	\$ 78,540.01	1		14			\$ 4,133.72	\$ 14,458.54
SCHIESTEL, APRIL A.	School Social Worker	\$ 60,003.00	1		14			\$ 3,158.08	\$ 14,636.26
SCHILLING, RACHEL E.	ELEM Assistant Principal	\$ 84,763.01	1	4	14			\$ 8,383.15	\$ 1,364.90
SCHLIMGEN, BETSY L.	HS Math Teacher	\$ 67,571.01	1		14			\$ 3,556.40	\$ 283.60
SCHLOSS, ANDREA L.	Cognitive Disabilities Teacher	\$ 77,619.01	1		14			\$ 4,085.24	\$ 14,458.54
SCHLUNZ-JOHNSON, DEBRA D.	ELEM Kindergarten Teacher	\$ 66,222.02	1		14			\$ 3,485.40	\$ 9,042.16
SCHMIDT, CHRISTY M.	ELEM Interventionist - Math	\$ 82,467.00	1		14			\$ 4,340.40	\$ 14,458.54
SCHMIDT, JULIE A.	ELEM Fourth Grade Teacher	\$ 60,003.00	1		14			\$ 3,158.08	\$ 21,266.75
SCHMIDT, PATRICIA M.	Dir Accntblty & Assmnt	\$ 128,317.02	1	25	14			\$ 12,690.68	\$ 15,698.59
SCHMIDT, SHERRIE L.	School Hlth Svcs Coordinator	\$ 127,638.00	1	25	14			\$ 12,623.53	\$ 10,013.20
SCHNABEL, LINDA R.	Cross Categorical Teacher	\$ 52,853.01	1		14			\$ 2,781.76	\$ 9,042.16
SCHOLTEN STORRIE, KIMBERLY S.	Pre-Primary Facilitator	\$ 63,162.01	1		14			\$ 3,324.34	\$ 14,636.26
SCHOUREK, KIRK A.	Cognitive Disabilities Teacher	\$ 53,993.01	1		14			\$ 2,841.76	\$ 15,143.45
SCHROEDER, VICKY V.	Pre-School For All	\$ 76,069.01	1		14			\$ 4,003.66	\$ 9,117.76
SCHROTH, CHERYL V.	MS Language Arts Teacher	\$ 92,021.02	1		14			\$ 18,043.25	\$ 15,403.10
SCHUBERT, KRISTIN S.	Multi Needs Teacher	\$ 55,073.01	1		14			\$ 2,898.60	\$ 8,161.70
SCHUCK, STEPHANIE A.	HS PE Teacher	\$ 62,496.01	1		14			\$ 3,289.29	\$ 283.60
SCHUETZ, KAITLYN N.	ELEM First Grade Teacher	\$ 47,004.02	1		14			\$ 2,473.92	\$ 6,052.86
SCHULTZ, TIMOTHY J.	HS English Teacher	\$ 48,903.01	1		14			\$ 2,573.86	\$ 9,117.76
SCHULZE, AMANDA R.	Speech Pathologist	\$ 62,426.01	1		14			\$ 3,285.61	\$ 14,636.26
SCHUMACHER, JOSEPH W.	Assistant Superintendent	\$ 157,695.13	1	25	14			\$ 15,596.21	\$ 16,780.82
SCHUMACHER, NICOLE A.	MS Science Teacher	\$ 64,945.01	1		14			\$ 3,418.19	\$ 5,977.26
SCHWAB, KATLYN M.	ELEM First Grade Teacher	\$ 52,934.01	1		14			\$ 2,786.02	\$ 283.60
SCHWARTZ, ROSE M.	ELEM Second Grade Teacher	\$ 70,273.01	1		14			\$ 3,698.61	\$ 16,270.31
SEAGER, LYNN M.	Voc Ed/300 Plus	\$ 94,619.02	1		14			\$ 20,579.99	\$ 538.12
SEAGREN, KIMBERLY Y.	HS Business Teacher	\$ 53,972.01	1		14			\$ 2,840.65	\$ 14,636.26
SEEGER, SARA S.	Multi Needs Teacher	\$ 82,467.00	1		14			\$ 4,340.40	\$ 20,805.58
SEGURA, STEPHANIE A.	Cross Categorical Teacher	\$ 51,876.01	1		14			\$ 2,730.34	\$ 6,052.86

Community Unit School District 300

Public Act 097-0256

Administrator Teacher Salary and Benefits Report

2021-2022 School Year

As of 9/7/2021

Name	Primary Position	Base Salary	FTE	Vacation/Flex Days/Hours	Sick & Personal Days	Bonus	Annuities	Retirement Enhancements (Board Paid TRS/IMRF Employee Portion, HRA Retiree Deposits)	Other Benefits (Board Paid Insurance Premiums, HSA&HRA Deposits)
SEKLECKI, KELLY E.	ELEM First Grade Teacher	\$ 62,496.01	1		14			\$ 3,289.29	\$ 9,042.16
SERRA GARCIA, EVA	ELEM Fourth Grade Dual Language Teacher	\$ 59,520.00	1		14			\$ 3,132.66	\$ 5,977.26
SERRITELLA, VINCENT G.	HS Industrial Tech Teacher	\$ 82,340.01	1		14			\$ 4,333.72	\$ 538.12
SETTANNI, JANIS M.	MS Math Teacher	\$ 106,518.01	1		14			\$ 5,606.26	\$ 16,753.49
SEWARD, TISHA M.	Education Service Specialist	\$ 96,734.01	1	25	14			\$ 9,567.09	\$ 1,568.62
SHACKELFORD, JILL K.	Speech Pathologist	\$ 94,585.01	1		14			\$ 4,978.20	\$ 15,143.45
SHADEL, MATTHEW R.	School Counselor	\$ 58,827.01	1		14			\$ 3,096.18	\$ 9,117.76
SHANNON, KAYLENE N.	Cross Categorical Teacher	\$ 57,210.01	1		14			\$ 3,011.08	\$ 15,143.45
SHARPE, SERAFINA MARIA W.	Speech Pathologist	\$ 80,725.00	1		14			\$ 4,248.72	\$ 15,143.45
SHEEHAN, KATHRYN A.	School Counselor	\$ 72,701.36	1		14			\$ 3,826.42	\$ 283.60
SHEFCIK, VANESSA P.	ELEM Third Grade Dual Language Teacher	\$ 56,087.01	1		14			\$ 2,951.97	\$ 10,303.07
SHEYKER, MARY C.	MS Technology Teacher	\$ 58,892.01	1		14			\$ 3,099.60	\$ 15,143.45
SHONDY, SHERRY L.	Speech Pathologist	\$ 92,730.01	1		14			\$ 4,880.57	\$ 9,117.76
SIBGTROTH, JESSICA M.	MS Assistant Principal-Instruction	\$ 86,139.00	1	25	14			\$ 8,519.23	\$ 6,126.45
SICURE, SUSY M.	School Social Worker	\$ 94,585.01	1		14			\$ 4,978.20	\$ 9,594.11
SIDLIN, EIKO	ELEM Interventionist - Bilingual	\$ 87,412.01	1		14			\$ 4,600.67	\$ 5,977.26
SIDLO, PAIGE N.	ELEM Interventionist - Math	\$ 57,737.01	1		14			\$ 3,038.81	\$ 14,064.82
SIECZKOWSKI, JOSEPH W.	Coordinator	\$ 116,221.00	1	25	14			\$ 11,494.37	\$ 21,713.77
SIEGFORT, ELIZABETH E.	Speech Pathologist	\$ 96,477.00	1		14			\$ 5,077.78	\$ 9,042.16
SIEKER, JOHN D.	HS English Teacher	\$ 80,725.00	1		14			\$ 4,248.72	\$ 9,042.16
SIELIG, LYNNAE H.	HS FACS Teacher	\$ 65,716.01	1		14			\$ 3,458.77	\$ 1,185.16
SIMONCELLI, FRANK V.	School Counselor	\$ 69,537.91	1		14			\$ 3,659.92	\$ 14,636.26
SIMONS, GINNY M.	Cross Categorical Teacher	\$ 49,881.01	1		14			\$ 2,625.34	\$ 283.60
SIMPSON, JAY R.	HS Math Teacher	\$ 63,162.01	1		14			\$ 3,324.34	\$ 6,052.86
SIPIORSKI, NICOLASA	MS ESL Teacher	\$ 47,944.00	1		14			\$ 2,523.39	\$ 14,636.26
SITKIE, JEANNE L.	MS Math Teacher	\$ 74,692.00	1		14			\$ 3,931.19	\$ 283.60
SITKIE, THOMAS A.	MS Science Teacher	\$ 94,585.01	1		14			\$ 4,978.20	\$ 27,200.27
SITKO, ALEXANDRA S.	HS Math Teacher	\$ 58,892.01	1		14			\$ 3,099.60	\$ 9,117.76
SITKO, SARAH L.	MS Art Teacher	\$ 57,210.01	1		14			\$ 3,011.08	\$ 5,977.26
SITTER, MICHAEL C.	HS Athletic Director	\$ 102,040.01	1	25	14			\$ 10,091.86	\$ 522.22
SJURSETH, JANET A.	MS Science Teacher	\$ 48,885.00	1		14			\$ 2,572.92	\$ 5,922.42
SKIDMORE, MATTHEW M.	MS Science Teacher	\$ 92,764.00	1		14			\$ 4,882.35	\$ 538.12
SKILLMAN, ROBERT V.	HS Social Studies Teacher	\$ 106,518.01	1		14			\$ 5,606.26	\$ 283.60
SKOLAR, KRISTEN M.	Education Service Specialist	\$ 98,667.00	1	25	14			\$ 9,758.27	\$ 14,689.41
SKOOG, DEBRA J.	Cross Categorical Teacher	\$ 83,347.01	1		14			\$ 15,786.72	\$ 283.60
SKRABACZ FUCHS, SARAH N.	ELEM Fifth Grade Teacher	\$ 79,143.01	1		14			\$ 4,165.45	\$ 1,342.00
SLOVACEK, SANDRA E.	Cross Categorical Teacher	\$ 59,612.01	1		14			\$ 3,137.50	\$ 5,922.42
SLOWIK, REBECCA L.	Certified Technology Support	\$ 62,496.01	1		14			\$ 3,289.29	\$ 1,342.00
SMEELE, BRADLEY J.	HS PE Teacher	\$ 51,897.01	1		14			\$ 2,731.44	\$ 9,042.16
SMETAK, MARTIN M.	Cross Categorical Teacher	\$ 50,879.01	1		14			\$ 2,677.86	\$ 10,559.51
SMILEY, AMANDA N.	Cross Categorical Teacher	\$ 48,903.01	1		14			\$ 2,573.86	\$ 283.60
SMITH, ALISON L.	Cross Categorical Teacher	\$ 52,914.01	1		14			\$ 2,784.97	\$ 8,086.10
SMITH, ANDREA M.	HS Alternative Learn Op Tchr	\$ 48,903.01	1		14			\$ 2,573.86	\$ 18,412.17
SMITH, DUSTIN E.	HS Business Teacher	\$ 52,853.01	1		14			\$ 2,781.76	\$ 283.60
SMITH, HANNAH C.	School Counselor	\$ 60,003.00	1		14			\$ 3,158.08	\$ 354.04
SMITH, JASON A.	Supervisory Dean	\$ 89,725.02	1	4	14			\$ 8,873.89	\$ 15,177.16
SMITH, KIMBERLY K.	Cross Categorical Teacher	\$ 56,174.00	1		14			\$ 2,956.55	\$ 333.60
SMITH, LISA M.	Speech Pathologist	\$ 77,619.01	1		14			\$ 4,085.24	\$ 283.60
SMITH, MARTINA D.	Assistant Superintendent	\$ 132,250.01	1	25	14			\$ 13,079.66	\$ 9,405.74

Community Unit School District 300

Public Act 097-0256

Administrator Teacher Salary and Benefits Report

2021-2022 School Year

As of 9/7/2021

Name	Primary Position	Base Salary	FTE	Vacation/Flex Days/Hours	Sick & Personal Days	Bonus	Annuities	Retirement Enhancements (Board Paid TRS/IMRF Employee Portion, HRA Retiree Deposits)	Other Benefits (Board Paid Insurance Premiums, HSA&HRA Deposits)
SMITH, MARY K.	Speech Pathologist	\$ 79,172.01	1		14			\$ 4,166.98	\$ 440.44
SMITH, MATTHEW R.	HS PE Teacher	\$ 82,340.01	1		14			\$ 4,333.72	\$ 283.60
SMITH, MICHELLE M.	Elementary Principal	\$ 109,522.02	1	25	14			\$ 10,831.84	\$ 14,890.81
SMITH, PATRICK J.	HS Industrial Tech Teacher	\$ 65,716.01	1		14			\$ 3,458.77	\$ 14,636.26
SMITH, STACY L.	ELEM Fifth Grade Teacher	\$ 60,071.00	1		14			\$ 3,161.66	\$ 6,624.30
SONNEMAN, SAMANTHA J.	School Counselor	\$ 60,334.51	1		14			\$ 3,175.53	\$ 5,977.26
SORG, BETHANY A.	Autism Teacher	\$ 61,271.02	1		14			\$ 3,224.82	\$ 14,965.73
SOTA BERNAD, PAULA	ELEM Kindergarten Dual Language Teacher	\$ 47,944.00	1		14			\$ 2,523.39	\$ 283.60
SOWADSKI, JULIE K.	MS Science Teacher	\$ 71,134.01	1		14			\$ 3,743.93	\$ 14,458.54
SPALDING, MATTHEW C.	ELEM Kindergarten Teacher	\$ 51,817.01	1		14			\$ 2,727.23	\$ 5,922.42
SPEARS, ANN T.	MS Language Arts Teacher	\$ 92,021.02	1		14			\$ 4,843.25	\$ 694.96
SPINA, ANDREA D.	ELEM First Grade Teacher	\$ 58,353.01	1		14			\$ 3,071.24	\$ 18,589.89
SPINDLER, SARAH B.	ELEM Kindergarten Teacher	\$ 63,746.01	1		14			\$ 3,355.08	\$ 21,444.47
SPIRO, KELLEY J.	Pre-Primary Spec Ed Teacher	\$ 61,271.02	1		14			\$ 3,224.82	\$ 1,342.00
SPODEN, MARTHA L.	HS FACS Teacher	\$ 80,725.00	1		14			\$ 4,248.72	\$ 15,403.10
SPOERLEIN, MICHELE L.	Cross Categorical Teacher	\$ 68,451.01	1		14			\$ 3,602.71	\$ 1,164.28
SPORTUN, MELISSA L.	MS Exploratory Teacher	\$ 89,129.02	1		14			\$ 4,691.04	\$ 14,458.54
SPRINGINGS, LORA I.	HS Social Studies Teacher	\$ 59,587.01	1		14			\$ 3,136.18	\$ 15,403.10
SPRINGBORN, ANGELA D.	ELEM Interventionist - Math	\$ 83,988.00	1		14			\$ 4,420.46	\$ 6,624.30
SRAGA, MEAGHAN M.	MS Interventionist - ELA	\$ 70,273.01	1		14			\$ 3,698.61	\$ 14,458.54
STACHOWICZ, KATHRYN H.	ELEM STEM Teacher	\$ 67,031.02	1		14			\$ 3,527.98	\$ 283.60
STADTFELD, EMILIE M.	MS PE Teacher	\$ 53,972.01	1		14			\$ 2,840.65	\$ 9,117.76
STAHLHUT, JENNY L.	MS Social Studies Teacher	\$ 54,988.02	1		14			\$ 2,894.13	\$ 283.60
STAM, AMANDA L.	ELEM Kindergarten Teacher	\$ 59,520.00	1		14			\$ 3,132.66	\$ 8,819.54
STANCZAK, KERRIE A.	Education Service Specialist	\$ 94,837.01	1	25	14			\$ 9,379.48	\$ 506.04
STANEK, CRISTIE	ELEM Second Grade Teacher	\$ 113,202.05	1		14			\$ 5,958.05	\$ 21,579.71
STANLEY, KATELYN N.	HS English Teacher	\$ 51,876.01	1		14			\$ 2,730.34	\$ 283.60
STANTON, STEPHANIE M.	Autism Teacher	\$ 63,162.01	1		14			\$ 3,324.34	\$ 14,636.26
STAWYCHNY, KARLIE L.	Emotional Disorder Teacher	\$ 52,934.01	1		14			\$ 2,786.02	\$ 21,266.75
STEC, ALISON L.	MS Language Arts Teacher	\$ 53,909.00	1		14			\$ 2,837.34	\$ 14,636.26
STEELMAN, AMANDA G.	ELEM Third Grade Teacher	\$ 54,988.02	1		14			\$ 2,894.13	\$ 9,042.16
STEFANEC, CHRISTINA	MS Assistant Principal	\$ 86,139.00	1	25	14			\$ 8,519.23	\$ 21,009.61
STEGENGA, BRITTANY D.	MS Interventionist - Math	\$ 59,520.00	1		14			\$ 3,132.66	\$ 14,202.10
STEGGE, KIMBERLY D.	Hearing Impaired Teacher	\$ 58,419.02	1		14			\$ 3,074.71	\$ 16,249.43
STEIN, BRITTA R.	MS Math Teacher	\$ 71,790.01	1		14			\$ 3,778.45	\$ 21,444.47
STEINHAUS, MICHAEL O.	HS PE Teacher	\$ 58,419.02	1		14			\$ 3,074.71	\$ 14,458.54
STELTER, KATHERINE M.	MS ESL Teacher	\$ 47,944.00	1		14			\$ 2,523.39	\$ 283.60
STEPHENSON, DEBORAH L.	MS Language Arts Teacher	\$ 100,374.00	1		14			\$ 5,282.88	\$ 16,562.39
STEPHENSON, TERIE L.	ELEM Fourth Grade Teacher	\$ 68,451.01	1		14			\$ 3,602.71	\$ 283.60
STEVENSON, BREANNA M.	Cognitive Disabilities Teacher	\$ 53,993.01	1		14			\$ 2,841.76	\$ 14,372.14
STILWELL, DENISE	ELEM Music Teacher	\$ 102,419.01	1		14			\$ 5,390.52	\$ 21,444.47
STINGER, DENISE S.	ELEM Third Grade Teacher	\$ 84,115.01	1		14			\$ 4,427.14	\$ 8,031.26
STOBBE, JASON L.	HS PE Teacher	\$ 89,161.02	1		14			\$ 4,692.72	\$ 20,805.58
STOBER, JENNA L.	ELEM Kindergarten Teacher	\$ 57,210.01	1		14			\$ 3,011.08	\$ 20,983.30
STOBER, JOSHUA C.	School Counselor	\$ 60,003.00	1		14			\$ 3,158.08	\$ 14,549.86
STORER, MICHAEL W.	ELEM Band Teacher	\$ 80,849.01	1		14			\$ 4,255.24	\$ 14,458.54
STOUFFER, JACOB N.	HS Associate Principal-Operations	\$ 111,712.02	1	25	14			\$ 11,048.43	\$ 8,420.87
STOUT, DEBORAH A.	HS Associate Principal-Instruction	\$ 123,341.00	1	25	14			\$ 12,198.55	\$ 14,734.21
STOVER, ALVINA A.	MS Math Teacher	\$ 62,496.01	1		14			\$ 3,289.29	\$ 14,636.26

Community Unit School District 300

Public Act 097-0256

Administrator Teacher Salary and Benefits Report

2021-2022 School Year

As of 9/7/2021

Name	Primary Position	Base Salary	FTE	Vacation/Flex Days/Hours	Sick & Personal Days	Bonus	Annuities	Retirement Enhancements (Board Paid TRS/IMRF Employee Portion, HRA Retiree Deposits)	Other Benefits (Board Paid Insurance Premiums, HSA&HRA Deposits)
STRATTON, PIPER I.	School Psychologist	\$ 107,913.95	1		14			5,679.73	21,266.75
STRAUS, ROBERT E.	MS Math Teacher	\$ 59,520.00	1		14			3,132.66	9,042.16
STRECK, KATHRYN L.	School Social Worker	\$ 60,003.00	1		14			3,158.08	9,117.76
STRECKERT, TAMMY S.	ELEM Pre-Primary Teacher	\$ 60,710.01	1		14			3,195.29	283.60
STREETER, KATHERINE E.	ELEM Music Teacher	\$ 57,297.02	1		14			3,015.66	15,225.38
STRICKER, SALLY J.	Cross Categorical Teacher	\$ 92,730.01	1		14			4,880.57	14,458.54
STROMBERG, ADAM T.	HS Math Teacher	\$ 59,520.00	1		14			3,132.66	20,805.58
STUART, SARAH B.	MS Language Arts Teacher	\$ 74,692.00	1		14			3,931.19	5,977.26
STUKENBERG, STEVEN H.	HS Social Studies Teacher	\$ 98,407.00	1		14			5,179.36	13,596.53
SUAREZ, AMANDA L.	Cross Categorical Teacher	\$ 64,427.00	1		14			3,390.92	21,266.75
SUERTH, REBECCA L.	Instructional Coach - Language	\$ 66,244.01	1		14			3,486.55	9,594.11
SULLIVAN, SUSAN E.	MS Language Arts Teacher	\$ 89,129.02	1		14			4,691.04	14,458.54
SUPPLE, KEVIN Q.	MS Language Arts Teacher	\$ 52,853.01	1		14			2,781.76	13,774.25
SUTTON, JORIE M.	School Counselor	\$ 64,353.32	1		14			3,387.04	8,086.10
SVERCAUSKI, MOLLY J.	ELEM Fourth Grade Teacher	\$ 69,740.01	1		14			3,670.56	6,052.86
SWADER, BARBARA E.	ELEM Fourth Grade Teacher	\$ 51,876.01	1		14			2,730.34	5,977.26
SWANSON, BRITTANY J.	HS Social Studies Teacher	\$ 64,945.01	1		14			3,418.19	14,372.14
SWANSON, MELISSA L.	Cross Categorical Teacher	\$ 61,271.02	1		14			3,224.82	9,042.16
SWEENEY, ROBERT T.	HS Health Teacher	\$ 106,923.51	1		14			5,627.60	16,440.53
SYMBAL, JOSHUA J.	School Counselor	\$ 60,003.00	1		14			3,158.08	9,117.76
SZABO, CRYSTAL R.	MS Alternative Learn Op Teache	\$ 73,112.02	1		14			3,848.03	8,971.72
SZYMANSKI, SARAH L.	ELEM Kindergarten Teacher	\$ 54,988.02	1		14			2,894.13	9,042.16
SZYMCZAK, JAMES B.	MS Principal	\$ 128,317.02	1	25	14			12,690.68	14,754.03
SZYMONIK, MORGAN J.	MS Language Arts Teacher	\$ 85,667.01	1		14			4,508.83	14,458.54
TAEGE, BRIAN J.	HS Social Studies Teacher	\$ 68,922.01	1		14			3,627.50	5,977.26
TAMILLO, ERIN E.	Cross Categorical Teacher	\$ 67,031.02	1		14			3,527.98	9,594.11
TAMMS, DOUGLAS W.	HS Math Teacher	\$ 52,914.01	1		14			2,784.97	20,805.58
TANNHEIMER, KRISTI L.	School Counselor	\$ 76,069.01	1		14			4,003.66	1,164.28
TAYLOR, ELIZABETH L.	ELEM First Grade Teacher	\$ 64,945.01	1		14			3,418.19	20,983.30
TAYLOR, KRISTA	MS Science Teacher	\$ 47,944.00	1		14			2,523.39	7,831.58
TEIPEL, SARAH A.	HS PE Teacher	\$ 62,496.01	1		14			3,289.29	5,977.26
TENNYSON, SARAH B.	ELEM Third Grade Teacher	\$ 68,895.01	1		14			3,626.08	21,266.75
THALHAMMER, MANDY E.	ELEM First Grade Teacher	\$ 112,907.00	1		14			5,942.52	21,118.54
THOMAS, LINDSEY M.	MS Language Arts Teacher	\$ 72,558.01	1		14			3,818.87	10,089.78
THOMAS, SARAH B.	HS Social Studies Teacher	\$ 68,895.01	1		14			3,626.08	9,594.11
THOMASON, KIMBERLY	ELEM Fourth Grade Teacher	\$ 51,817.01	1		14			2,727.23	9,117.76
THOMPSON JR, JAMES	MS Exploratory Teacher	\$ 68,451.01	1		14			3,602.71	8,086.10
THOMPSON, ALAN L.	MS PE Teacher	\$ 85,014.02	1		14			4,474.46	283.60
THOMPSON, MAGDALENA	ELEM Third Grade Teacher	\$ 47,004.02	1		14			2,473.92	283.60
THOMPSON, TRACY L.	MS Language Arts Teacher	\$ 96,511.01	1		14			5,079.57	18,395.21
THOMSON, BETH A.	MS Social Studies Teacher	\$ 53,972.01	1		14			2,840.65	10,559.51
THOREN, STEPHANIE A.	ELEM Kindergarten Teacher	\$ 63,746.01	1		14			3,355.08	14,636.26
THORNE, COURTNEY M.	ELEM Third Grade Teacher	\$ 47,944.00	1		14			2,523.39	9,117.76
THYFAULT, JACLYN E.	HS English Teacher	\$ 56,149.01	1		14			2,955.23	9,117.76
TIBBOTT, ELEANOR G.	Vision Impaired Teacher	\$ 47,944.00	1		14			2,523.39	283.60
TIERI, CHERIE A.	Cross Categorical Teacher	\$ 77,590.01	1		14			4,083.72	10,267.50
TIERNEY, JOAN A.	School Psychologist	\$ 122,263.94	1		14			6,435.00	21,444.47
TIMBERLAKE, BRITTANY D.	School Counselor	\$ 57,673.01	1		14			3,035.45	10,110.66
TIMM, PHILLIP F.	HS Science Teacher	\$ 102,419.01	1		14			5,390.52	15,538.34

Community Unit School District 300

Public Act 097-0256

Administrator Teacher Salary and Benefits Report

2021-2022 School Year

As of 9/7/2021

Name	Primary Position	Base Salary	FTE	Vacation/Flex Days/Hours	Sick & Personal Days	Bonus	Annuities	Retirement Enhancements (Board Paid TRS/IMRF Employee Portion, HRA Retiree Deposits)	Other Benefits (Board Paid Insurance Premiums, HSA&HRA Deposits)
TIMONEN, AMY E.	Education Service Specialist	\$ 102,654.01	1	25	14			10,152.58	523.16
TODD, CAITLIN R.	MS Language Arts Teacher	\$ 60,071.00	1		14			3,161.66	283.60
TODD, KARA M.	School Psychologist	\$ 110,906.78	1		14			5,837.25	10,559.51
TODD, MATTHEW R.	Cognitive Disabilities Teacher	\$ 60,071.00	1		14			3,161.66	21,266.75
TOHME, MELANIE D.	ELEM First Grade Teacher	\$ 82,371.00	1		14			4,335.35	283.60
TOKARZ, FELICIA T.	Primary Grade Classroom Specialist	\$ 61,271.02	1		14			3,224.82	1,007.44
TOMPKINS, LIANNE	ELEM PE Teacher	\$ 87,412.01	1		14			4,600.67	6,052.86
TORRES, ISABEL	ELEM Kindergarten Dual Language Teacher	\$ 87,513.01	1		14			4,605.98	283.60
TOSBY, LUCY	ELEM Second Grade Dual Language Teacher	\$ 74,604.00	1		14			3,926.56	14,636.26
TOULON, ALEXANDER Z.	ELEM Second Grade Teacher	\$ 56,149.01	1		14			2,955.23	5,922.42
TRAC, KATHRYN F.	Cross Categorical Teacher	\$ 58,443.02	1		14			3,075.97	283.60
TREBONSKY, ELISABETH S.	ELEM Interventionist - ELA	\$ 47,004.02	1		14			2,473.92	9,047.32
TREGLER, ERIN E.	ELEM First Grade Teacher	\$ 60,710.01	1		14			3,195.29	9,042.16
TRELLA, TEAGEN	ELEM Fifth Grade Teacher	\$ 47,944.00	1		14			2,523.39	283.60
TROSSEN, NICHOLAS A.	HS Social Studies Teacher	\$ 48,903.01	1		14			2,573.86	15,403.10
TROTZ, CAROLYN A.	School Social Worker	\$ 79,172.01	1		14			4,166.98	21,266.75
TROY, JENNIFER E.	Elementary Principal	\$ 101,181.01	1	25	14			10,006.90	14,872.92
TRUESDELL, ERIN M.	MS Vocal Music Teacher	\$ 69,740.01	1		14			3,670.56	21,266.75
TRUGER, DAYNA A.	School Social Worker	\$ 60,003.00	1		14			3,158.08	9,117.76
TSOHAS, CHRISTINE M.	School Psychologist	\$ 77,648.50	1		14			4,086.80	9,117.76
TSUKIDA, YUTO	HS Math Teacher	\$ 49,881.01	1		14			2,625.34	9,669.71
TUMA, KRISTIN L.	HS Math Teacher	\$ 53,993.01	1		14			2,841.76	9,042.16
TUMILTY, KELLY C.	ELEM Art Teacher	\$ 60,071.00	1		14			3,161.66	10,241.15
TUMINO, SAMANTHA J.	School Counselor	\$ 60,003.00	1		14			3,158.08	1,185.16
TUSHINSKI, NINA L.	ELEM Second Grade Teacher	\$ 49,863.00	1		14			2,624.39	14,636.26
TUTTLE, THERESA K.	ELEM Third Grade Teacher	\$ 73,226.01	1		14			3,854.03	1,164.28
TYRAKOWSKI, DELANEY K.	ELEM Kindergarten Teacher	\$ 47,004.02	1		14			2,473.92	283.60
UEHLEIN, KELLY L.	ELEM Fourth Grade Dual Language Teacher	\$ 89,263.01	1		14			4,698.09	7,653.62
ULLRICH, DANA M.	ELEM Kindergarten Teacher	\$ 67,545.00	1		14			3,555.03	283.60
UNDERHILL, MARY T.	ELEM Third Grade Teacher	\$ 106,903.27	1		14			5,626.53	21,579.71
UNGER, ROSEMARY	Primary Grade Classroom Specialist-Dual Lang	\$ 60,710.01	1		14			3,195.29	20,805.58
UNRUH, BRETT M.	MS Social Studies Teacher	\$ 87,280.01	1		14			4,593.72	21,266.75
UNRUH, LESLIE A.	HS Social Studies Teacher	\$ 77,619.01	1		14			4,085.24	8,091.26
UNTERBERGER, BRADLEY A.	HS English Teacher	\$ 51,897.01	1		14			2,731.44	8,971.72
UPSHAW, LONNIE L.	Cross Categorical Teacher	\$ 58,353.01	1		14			3,071.24	5,922.42
VALLE, BARBARA J.	HS Principal	\$ 167,725.02	1	25	14			16,588.17	21,352.00
VAN DER KOLK, GRAZIA M.	ELEM Kindergarten Teacher	\$ 71,706.01	1		14			3,774.03	16,440.53
VAN HORN, JAIME L.	HS AVID Teacher	\$ 89,161.02	1		14			4,692.72	20,805.58
VAN WAGENINGEN, LISA M.	Elementary Principal	\$ 113,947.01	1	25	14			11,269.47	14,722.41
VAN ZANDT, KATHLEEN M.	Pre-Primary Spec Ed Teacher	\$ 58,419.02	1		14			3,074.71	14,458.54
VANKO, MELANIE M.	MS Science Teacher	\$ 57,210.01	1		14			3,011.08	440.44
VANPUYENBROECK, EMILY S.	ELEM Music Teacher	\$ 58,443.02	1		14			3,075.97	14,202.10
VARGAS, KRISTEN A.	ELEM Fourth Grade Teacher	\$ 53,993.01	1		14			2,841.76	283.60
VARGAS, REYNALDO	HS Business Teacher	\$ 80,111.02	1		14			4,216.40	10,089.78
VAZIRI, BARZEEN	Supervisory Dean	\$ 76,579.01	1	4	14			7,573.74	15,148.71
VAZQUEZ, MICHELLE E.	MS Band Teacher	\$ 54,988.02	1		14			2,894.13	20,805.58
VEHRS, LISA M.	School Counselor	\$ 70,157.24	1		14			3,692.52	14,636.26
VELAZQUEZ SR, NELSON	MS ESL Teacher	\$ 47,944.00	1		14			2,523.39	9,775.60
VELAZQUEZ, HEATHER M.	Cross Categorical Teacher	\$ 77,710.02	1		14			4,090.03	14,636.26

Community Unit School District 300

Public Act 097-0256

Administrator Teacher Salary and Benefits Report

2021-2022 School Year

As of 9/7/2021

Name	Primary Position	Base Salary	FTE	Vacation/Flex Days/Hours	Sick & Personal Days	Bonus	Annuities	Retirement Enhancements (Board Paid TRS/IMRF Employee Portion, HRA Retiree Deposits)	Other Benefits (Board Paid Insurance Premiums, HSA&HRA Deposits)
VENEGAS, NOEMI	MS Dual Language	\$ 47,944.00	1		14			2,523.39	5,922.42
VERNAGALLO, NICOLE A.	Cross Categorical Teacher	\$ 47,004.02	1		14			2,473.92	13,399.97
VICTOR, CHRISTINA J.	HS Reading Teacher	\$ 60,071.00	1		14			3,161.66	14,458.54
VICTOR, DAVID E.	ELEM Orchestra Teacher	\$ 55,073.01	1		14			2,898.60	10,303.07
VIDAL LIY, ALICIA	ELEM Fifth Grade Dual Language Teacher	\$ 65,792.02	1		14			3,462.77	10,146.23
VIDAL, KATIE E.	HS Spanish Teacher	\$ 67,647.01	1		14			3,560.40	15,403.10
VILLA, ALONDRA	ELEM Fourth Grade Dual Language Teacher	\$ 47,004.02	1		14			2,473.92	283.60
VILLAMAR, YASMIN M.	Pre-School For All	\$ 48,903.01	1		14			2,573.86	6,052.86
VLAHOPOULOS, MARIA S.	MS Social Studies Teacher	\$ 53,909.00	1		14			2,837.34	283.60
VODVARKA, JAMIE L.	MS PE Teacher	\$ 59,612.01	1		14			3,137.50	14,636.26
VOJIK, GLORIA	ELEM Art Teacher	\$ 57,210.01	1		14			3,011.08	8,971.72
VON OHLEN, ANNA M.	MS Orchestra Teacher	\$ 53,993.01	1		14			2,841.76	9,042.16
VONDRASEK, CYNTHIA	Cross Categorical Teacher	\$ 96,622.02	1		14			5,085.41	18,412.17
VOREL, TAYLOR A.	Speech Pathologist	\$ 58,827.01	1		14			3,096.18	283.60
VOSS, ASHLEY E.	School Social Worker	\$ 58,827.01	1		14			3,096.18	283.60
VOSS, JULIE A.	Autism Teacher	\$ 92,764.00	1		14			4,882.35	6,052.86
VOSS, ROBERT A.	HS Math Teacher	\$ 56,087.01	1		14			2,951.97	283.60
VROMAN, MICHAEL C.	HS Science Teacher	\$ 55,050.01	1		14			2,897.39	20,983.30
WADE, ELLEN K.	School Counselor	\$ 78,590.64	1		14			4,136.38	21,266.75
WAGENAAR, LAUREN	MS Language Arts Teacher	\$ 50,879.01	1		14			2,677.86	283.60
WAGNER, DANIEL C.	MS Language Arts Teacher	\$ 74,692.00	1		14			3,931.19	10,149.83
WAGNER, HEIDI A.	ELEM Fifth Grade Teacher	\$ 71,790.01	1		14			3,778.45	9,117.76
WAGNER, JOSEPH A.	HS Industrial Tech Teacher	\$ 63,910.81	0.6		14			3,363.75	-
WAGNER, LINDSAY M.	School Counselor	\$ 75,535.62	1		14			3,975.59	20,805.58
WALA, GABRIELA L.	HS ESL Teacher	\$ 47,944.00	1		14			2,523.39	5,922.42
WALL, NICOLE M.	ELEM Second Grade Teacher	\$ 67,545.00	1		14			3,555.03	20,805.58
WALLACE, HEATHER S.	ELEM Alternative Learn Op Tchr	\$ 94,585.01	1		14			4,978.20	14,458.54
WALLACE, JENNIFER R.	ELEM Interventionist - Math	\$ 79,143.01	1		14			4,165.45	18,082.09
WALLACE, STEVEN P.	HS Social Studies Teacher	\$ 79,143.01	1		14			4,165.45	283.60
WALLER, KARI L.	Director	\$ 116,221.00	1	25	14			11,494.37	1,477.18
WALSH, PATRICIA A.	Cross Categorical Teacher	\$ 68,895.01	1		14			3,626.08	6,052.86
WALTERS, CARI A.	ELEM Fifth Grade Teacher	\$ 59,520.00	1		14			3,132.66	283.60
WAPOLE, ERICA L.	MS Science Teacher	\$ 63,746.01	1		14			3,355.08	283.60
WARD, AMY R.	ELEM First Grade Teacher	\$ 57,274.01	1		14			3,014.45	9,775.60
WARFEL, AMY L.	ELEM Fifth Grade Teacher	\$ 83,347.01	1		14			4,386.72	20,805.58
WASHINGTON, JEAN M.	School Social Worker	\$ 79,143.01	1		14			4,165.45	9,042.16
WASHINGTON, RACQUEL W.	Adapted PE Teacher	\$ 48,903.01	1		14			2,573.86	283.60
WASILEWSKI, JAMIE M.	ELEM Second Grade Teacher	\$ 72,558.01	1		14			3,818.87	440.44
WASILEWSKI, KELLY C.	HS PE Teacher	\$ 55,050.01	1		14			2,897.39	14,636.26
WATSON, YVONNE L.	Pre-School For All	\$ 89,129.02	1		14			4,691.04	10,089.78
WATT, VALERIE S.	Speech Pathologist	\$ 68,922.01	1		14			3,627.50	6,052.86
WATZLAWICK, JOSEPH E.	HS Math Teacher	\$ 94,585.01	1		14			4,978.20	9,042.16
WAY, KATHLEEN M.	MS Band Teacher	\$ 65,792.02	1		14			3,462.77	16,753.49
WEATHERS, CHRISTINE C.	HS English Teacher	\$ 57,210.01	1		14			3,011.08	9,597.88
WEBB, ANDREW L.	Speech Pathologist	\$ 67,571.01	1		14			3,556.40	354.04
WEBB, MOLLY M.	Speech Pathologist	\$ 67,571.01	1		14			3,556.40	14,372.14
WEBER, KRISTINA J.	Media Teacher	\$ 74,490.01	1		14			3,920.56	9,204.16
WEBER, STACY E.	ELEM STEM Teacher	\$ 62,496.01	1		14			3,289.29	6,276.54
WEILER, REBECCA M.	ELEM Band Teacher	\$ 52,934.01	1		14			2,786.02	9,042.16

Community Unit School District 300

Public Act 097-0256

Administrator Teacher Salary and Benefits Report

2021-2022 School Year

As of 9/7/2021

Name	Primary Position	Base Salary	FTE	Vacation/Flex Days/Hours	Sick & Personal Days	Bonus	Annuities	Retirement Enhancements (Board Paid TRS/IMRF Employee Portion, HRA Retiree Deposits)	Other Benefits (Board Paid Insurance Premiums, HSA&HRA Deposits)
WEINANDY, SHELLY L.	ELEM Art Teacher	\$ 98,441.01	1		14			\$ 5,181.15	\$ 21,579.71
WEINHAMMER, JENNIFER L.	MS Science Teacher	\$ 85,698.02	1		14			\$ 4,510.46	\$ 18,412.17
WELLS, AMY E.	ELEM Fourth Grade Teacher	\$ 87,380.01	1		14			\$ 4,598.98	\$ 14,458.54
WELLS, LINDSAY M.	ELEM Interventionist - ELA	\$ 60,710.01	1		14			\$ 3,195.29	\$ 9,599.27
WENDERSKI, MARCY A.	Certified Technology Support	\$ 85,667.01	1		14			\$ 4,508.83	\$ 1,342.00
WENDT, JESSICA M.	MS Language Arts Teacher	\$ 50,879.01	1		14			\$ 2,677.86	\$ 9,669.71
WENZEL, ANN M.	Certified Nurse	\$ 59,612.01	1		14			\$ 3,137.50	\$ 283.60
WERNER, KARISSA M.	MS Spanish Teacher	\$ 61,997.01	1		14			\$ 3,263.03	\$ 13,399.97
WESS, COLLEEN E.	MS Language Arts Teacher	\$ 58,353.01	1		14			\$ 3,071.24	\$ 8,086.10
WESSELL, JULIA C.	ELEM Pre-Primary Teacher	\$ 53,972.01	1		14			\$ 2,840.65	\$ 14,202.10
WESTABY, BRITNI N.	HS PE Teacher	\$ 51,876.01	1		14			\$ 2,730.34	\$ 9,042.16
WESTERMEIER, LAURA O.	Cross Categorical Teacher	\$ 80,756.01	1		14			\$ 4,250.35	\$ 10,089.78
WESTLOVE, BRIDGET K.	School Social Worker	\$ 61,202.00	1		14			\$ 3,221.18	\$ 9,042.16
WESTMORELAND, ELDEN K.	Cross Categorical Teacher	\$ 66,222.02	1		14			\$ 3,485.40	\$ 20,826.46
WETZEL, MARK A.	Director	\$ 123,334.01	1	25	14			\$ 12,197.86	\$ 21,090.24
WHITAKER, CHRISTINA L.	Autism Teacher	\$ 51,817.01	1		14			\$ 2,727.23	\$ 6,052.86
WHITE, DIANE C.	Director - Purchasing	\$ 108,938.01	1	25	14			\$ 4,902.21	\$ 10,580.55
WHITE, KATHERINE A.	MS Art Teacher	\$ 89,129.02	1		14			\$ 4,691.04	\$ 5,977.26
WHITE, MEGAN J.	MS Language Arts Teacher	\$ 51,897.01	1		14			\$ 2,731.44	\$ 283.60
WHITE, NICOLE M.	Speech Pathologist	\$ 58,827.01	1		14			\$ 3,096.18	\$ 283.60
WHITE, TODD A.	HS Art Teacher	\$ 100,259.01	1		14			\$ 5,276.83	\$ 14,636.26
WHITEHAIR, KRISTA L.	HS Science Teacher	\$ 49,881.01	1		14			\$ 2,625.34	\$ 283.60
WHITEHOUSE, BENJAMIN P.	HS PE Teacher	\$ 82,340.01	1		14			\$ 4,333.72	\$ 16,249.43
WICKER, DONALD G.	MS Social Studies Teacher	\$ 92,869.00	1		14			\$ 4,887.88	\$ 20,983.30
WIGTION, DEREK B.	ELEM Third Grade Dual Language Teacher	\$ 51,876.01	1		14			\$ 2,730.34	\$ 20,805.58
WIGTION, NICOLE V.	ELEM Second Grade Dual Language Teacher	\$ 51,876.01	1		14			\$ 2,730.34	\$ 283.60
WIKIERAK, LINDA J.	Autism Teacher	\$ 73,112.02	1		14			\$ 3,848.03	\$ 9,618.76
WILKEN, TAMMY R.	Cross Categorical Teacher	\$ 98,441.01	1		14			\$ 5,181.15	\$ 14,458.54
WILKINSON, STACY L.	Alternative Ed Principal	\$ 116,227.01	1	25	14			\$ 11,494.97	\$ 14,471.40
WILL, KARIE A.	MS Math Teacher	\$ 87,380.01	1		14			\$ 4,598.98	\$ 21,444.47
WILLIAMS, CATHERINE L.	HS English Teacher	\$ 47,944.00	1		14			\$ 2,523.39	\$ 9,042.16
WILLIAMS, KATHLEEN L.	MS Science Teacher	\$ 58,419.02	1		14			\$ 3,074.71	\$ 14,636.26
WILLIAMS, MEGAN E.	School Psychologist	\$ 74,633.78	1		14			\$ 3,928.13	\$ 19,924.90
WILLIAMS, TRACY A.	HS Driver Ed Teacher	\$ 102,419.01	1		14			\$ 5,390.52	\$ 22,393.14
WILLIAMSON, MICHAEL B.	LEAD IEA Representative	\$ 71,244.39	1		14			\$ 3,749.73	\$ 9,042.16
WILQUET, CARRIE A.	Cognitive Disabilities Teacher	\$ 59,587.01	1		14			\$ 3,136.18	\$ 440.44
WILSON, GABRIELA	HS Spanish Teacher	\$ 77,619.01	1		14			\$ 4,085.24	\$ 21,266.75
WILSON, JEFFREY R.	Cross Categorical Teacher	\$ 47,944.00	1		14			\$ 2,523.39	\$ 5,982.42
WILSON, MEGHAN E.	MS Social Studies Teacher	\$ 49,881.01	1		14			\$ 2,625.34	\$ 18,589.89
WILSON, SUSAN L.	Cognitive Disabilities Teacher	\$ 100,259.01	1		14			\$ 5,276.83	\$ 14,965.73
WILTBERGER, ERICA M.	MS PE Teacher	\$ 66,321.01	1		14			\$ 3,490.61	\$ 14,458.54
WINBURN, JODI	MS Social Studies Teacher	\$ 82,467.00	1		14			\$ 4,340.40	\$ 20,805.58
WINGERD, CASSIDY A.	Speech Pathologist	\$ 57,673.01	1		14			\$ 3,035.45	\$ 354.04
WINSAUER, SANDRA A.	ELEM Fourth Grade Teacher	\$ 92,764.00	1		14			\$ 4,882.35	\$ 10,705.32
WINTERSTEEN, ELIZABETH A.	HS Science Teacher	\$ 90,912.01	1		14			\$ 4,784.88	\$ 9,042.16
WINTON, DIANA	School Counselor	\$ 57,673.01	1		14			\$ 3,035.45	\$ 5,922.42
WIRTZ, TRACY M.	School Social Worker	\$ 58,827.01	1		14			\$ 3,096.18	\$ 9,117.76
WISHOWSKI-WETZEL, KATIE A.	HS Principal	\$ 143,152.00	1	25	14			\$ 14,157.88	\$ 21,311.12
WITEK, MELANIE M.	Speech Pathologist	\$ 106,518.01	1		14			\$ 5,606.26	\$ 16,753.49

Community Unit School District 300

Public Act 097-0256

Administrator Teacher Salary and Benefits Report

2021-2022 School Year

As of 9/7/2021

Name	Primary Position	Base Salary	FTE	Vacation/Flex Days/Hours	Sick & Personal Days	Bonus	Annuities	Retirement Enhancements (Board Paid TRS/IMRF Employee Portion, HRA Retiree Deposits)	Other Benefits (Board Paid Insurance Premiums, HSA&HRA Deposits)
WOCHNER, CHRISTINA M.	Education Service Specialist	\$ 98,667.00	1	25	14			\$ 9,758.27	\$ 9,828.75
WOLBER, DAWN E.	ELEM Third Grade Dual Language Teacher	\$ 80,725.00	1		14			\$ 4,248.72	\$ 1,164.28
WOLF, CARA N.	School Psychologist	\$ 68,924.87	1		14			\$ 3,627.65	\$ 9,042.16
WOLFE, BETH A.	Primary Grade Classroom Specialist	\$ 47,004.02	1		14			\$ 2,473.92	\$ 14,458.54
WOLSKI, MELISSA M.	Board Certified Behavior Analyst	\$ 54,988.02	1		14			\$ 2,894.13	\$ 9,669.71
WOLVERTON, PATRICIA S.	Cross Categorical Teacher	\$ 68,895.01	1		14			\$ 3,626.08	\$ 20,983.30
WOOD, BETH M.	MS Orchestra Teacher	\$ 82,467.00	1		14			\$ 4,340.40	\$ 21,266.75
WOOD, KATHRYN L.	Vision Impaired Teacher	\$ 63,237.00	1		14			\$ 3,328.29	\$ 9,042.16
WOOD, ROBERT W.	HS Social Studies Teacher	\$ 37,603.21	0.8		14			\$ 1,979.13	\$ 283.60
WOODBURY, NICOLE M.	Certified Advisor	\$ 80,484.25	1		14			\$ 4,236.05	\$ 354.04
WOODS, RIAN A.	MS Science Teacher	\$ 49,881.01	1		14			\$ 2,625.34	\$ 7,960.82
WOODS, SUSAN C.	MS PE Teacher	\$ 85,667.01	1		14			\$ 4,508.83	\$ 283.60
WORDEN, LINDSEY A.	ELEM Fourth Grade Teacher	\$ 76,097.02	1		14			\$ 4,005.14	\$ 283.60
WORMSLEY, LAURA B.	Cross Categorical Teacher	\$ 64,503.01	1		14			\$ 3,394.92	\$ 1,342.00
WOZNIAK, DENNIS J.	HS Math Teacher	\$ 89,129.02	1		14			\$ 4,691.04	\$ 21,444.47
WOZNIAK, KIMBERLY M.	HS Math Teacher	\$ 87,513.01	1		14			\$ 4,605.98	\$ 14,636.26
WRIGHT, JASON J.	HS Science Teacher	\$ 48,903.01	1		14			\$ 2,573.86	\$ 8,161.70
WRIGHT, KELLI R.	HS Science Teacher	\$ 48,903.01	1		14			\$ 2,573.86	\$ 684.16
WRIGHT, KIMBERLY	Elementary Principal	\$ 105,269.03	1	25	14			\$ 10,411.21	\$ 21,051.05
WRIGHT, KYLE J.	HS Social Studies Teacher	\$ 60,071.00	1		14			\$ 3,161.66	\$ 5,977.26
YAKES, JOANNE M.	School Counselor	\$ 83,515.55	1		14			\$ 4,395.59	\$ 1,164.28
YANG, CLAIRE L.	Primary Grade Classroom Specialist-Dual Lang	\$ 73,226.01	1		14			\$ 3,854.03	\$ 14,636.26
YBARRA, LAURA R.	HS Science Teacher	\$ 79,143.01	1		14			\$ 4,165.45	\$ 14,458.54
YESTER, JAMIE L.	ELEM STEM Teacher	\$ 37,166.29	0.76		14			\$ 1,956.14	\$ 9,042.16
YORK, DIANE M.	ELEM STEM Teacher	\$ 102,419.01	1		14			\$ 5,390.52	\$ 283.60
YORK, MICHAEL P.	MS Language Arts Teacher	\$ 106,903.27	1		14			\$ 5,626.53	\$ 18,395.05
YOUKHANA, MICHAEL	MS Technology Teacher	\$ 68,895.01	1		14			\$ 3,626.08	\$ 10,737.23
YOUNG, LAURA L.	MS Assistant Principal	\$ 91,411.02	1	25	14			\$ 9,040.64	\$ 498.89
YURASEK, AUSTIN T.	HS English Teacher	\$ 47,004.02	1		14			\$ 2,473.92	\$ 283.60
YUVAN, JUDITH G.	Cross Categorical Teacher	\$ 102,381.00	1		14			\$ 5,388.52	\$ 14,301.70
YUZEITIS, TAMMY A.	ELEM Fifth Grade Teacher	\$ 56,149.01	1		14			\$ 2,955.23	\$ 283.60
ZABRAN, JACOB W.	ELEM Fifth Grade Teacher	\$ 47,944.00	1		14			\$ 2,523.39	\$ 5,977.26
ZAHARI, CATHERINE J.	MS ESL Teacher	\$ 60,003.00	1		14			\$ 3,158.08	\$ 20,805.58
ZAKOSEK, KRISTYNE D.	Certified Nurse	\$ 55,073.01	1		14			\$ 2,898.60	\$ 283.60
ZANE, SHELBY M.	ELEM Second Grade Teacher	\$ 64,945.01	1		14			\$ 3,418.19	\$ 9,669.71
ZARATE JR, HUGO	HS Spanish Teacher	\$ 50,879.01	1		14			\$ 2,677.86	\$ 6,052.86
ZASADIL, CAROLINE E.	HS Science Teacher	\$ 51,817.01	1		14			\$ 2,727.23	\$ 5,922.42
ZAWILLA, JENNIFER C.	ELEM Fourth Grade Teacher	\$ 53,972.01	1		14			\$ 2,840.65	\$ 12,844.25
ZBINDEN, JOSHUA T.	HS Alternative Learn Op Tchr	\$ 50,879.01	1		14			\$ 2,677.86	\$ 9,539.27
ZBINDEN, RACHEL A.	Cross Categorical Teacher	\$ 56,174.00	1		14			\$ 2,956.55	\$ 9,539.27
ZEGADLO REETER, MARY R.	HS FACS Teacher	\$ 51,897.01	1		14			\$ 2,731.44	\$ 9,117.76
ZEHREER, KIRSTEN J.	School Social Worker	\$ 67,545.00	1		14			\$ 3,555.03	\$ 5,977.26
ZEID-BRANDSTEDT, KARI A.	Instructional Coach - ELA	\$ 112,907.00	1		14			\$ 5,942.52	\$ 14,965.73
ZIELENIEWSKI, CRAIG A.	Director	\$ 153,006.84	1	25	14			\$ 15,132.53	\$ 1,424.51
ZIELINSKI, MARGARET A.	Certified Nurse	\$ 96,622.02	1		14			\$ 5,085.41	\$ 15,143.45
ZILLER, ERIN D.	ELEM Fifth Grade Teacher	\$ 53,993.01	1		14			\$ 2,841.76	\$ 440.44
ZIMMERMAN, BRIAN S.	Cross Categorical Teacher	\$ 66,244.01	1		14			\$ 3,486.55	\$ 6,710.70
ZIMMERMAN, GEORGETTE	ELEM Kindergarten Teacher	\$ 66,244.01	1		14			\$ 3,486.55	\$ 1,164.28
ZIMMERMAN, LINDSAY J.	Multi Needs Teacher	\$ 56,174.00	1		14			\$ 2,956.55	\$ 21,444.47

Community Unit School District 300

Public Act 097-0256

Administrator Teacher Salary and Benefits Report

2021-2022 School Year

As of 9/7/2021

Name	Primary Position	Base Salary	FTE	Vacation/Flex Days/Hours	Sick & Personal Days	Bonus	Annuities	Retirement Enhancements (Board Paid TRS/IMRF Employee Portion, HRA Retiree Deposits)	Other Benefits (Board Paid Insurance Premiums, HSA&HRA Deposits)
ZINKUS, PALMIRA Z.	MS Language Arts Teacher	\$ 80,111.02	1		14			\$ 4,216.40	\$ 283.60
ZIOLS, JILLIAN J.	Certified Technology Support	\$ 59,520.00	1		14			\$ 3,132.66	\$ 15,368.75
ZIYAD-NAU, TALIAH B.	School Psychologist	\$ 92,660.37	1		14			\$ 4,876.90	\$ 8,971.72
ZOELLNER, KELLY L.	Cognitive Disabilities Teacher	\$ 92,730.01	1		14			\$ 4,880.57	\$ 14,636.26
ZOLOTAR, NICOLE A.	ELEM Kindergarten Teacher	\$ 76,187.01	1		14			\$ 4,009.87	\$ 9,594.11
ZUERCHER, ROSITA Z.	ELEM Kindergarten Dual Language Teacher	\$ 61,997.01	1		14			\$ 3,263.03	\$ 5,851.98
ZURSIN, JAMES C.	Elementary Principal	\$ 130,890.01	1	25	14			\$ 25,545.15	\$ 15,444.15
ZYER, JILL E.	Inclusion Facilitator	\$ 73,112.02	1		14			\$ 3,848.03	\$ 5,977.26

Community Unit School District 300

Public Act 097-0609

Compensation Package of \$75,000+ for the 2021-2022 School Year

As of 9/7/2021

Name	Primary Position	Salary w/Pension Contributions	Health, Dental, Vision & Life Insurance	Mileage	HRA Deposit	Total Compensation Package	Vacation/Flex Days/Hours	Sick & Personal Days/Hours
ABOY, CRISTINA	ELEM Kindergarten Dual Language Teacher	\$ 79,172.01	5672.42		\$ 250.00	\$ 85,094.43		\$ 14.00
ADAME, SHILOH C.	MS Language Arts Teacher	\$ 77,619.01	14208.54		\$ 250.00	\$ 92,077.55		\$ 14.00
ADAMS, BELINDA T.	Behavior Disorder Teacher	\$ 79,172.01	15153.1		\$ 250.00	\$ 94,575.11		\$ 14.00
ADAMSON, STEPHANIE D.	Instructional Coach - Math	\$ 59,520.00	20555.58		\$ 250.00	\$ 80,325.58		\$ 14.00
AGARWAL, MEENU	MS ESL Teacher	\$ 66,222.02	10077.55		\$ 250.00	\$ 76,549.57		\$ 14.00
AGENLIAN, JULI A.	ELEM Third Grade Teacher	\$ 73,112.02	20398.74		\$ 250.00	\$ 93,760.76		\$ 14.00
AGUINAGA, JANICE R.	HS Math Teacher	\$ 77,590.01	914.28		\$ 250.00	\$ 78,754.29		\$ 14.00
AGUIRRE, DEBORAH C.	Cognitive Disabilities Teacher	\$ 100,374.00	358.56		\$ 250.00	\$ 100,982.56		\$ 14.00
AHR, THEODORE A.	School Social Worker	\$ 92,764.00	9839.78		\$ 250.00	\$ 102,853.78		\$ 14.00
ALDAY, BEATRIZ	HS Math Teacher	\$ 79,172.01	8954.16		\$ 250.00	\$ 88,376.17		\$ 14.00
ALLISON, CORINNE J.	Certified Technology Support	\$ 60,071.00	20555.58		\$ 250.00	\$ 80,876.58		\$ 14.00
ALMEIDA, SANDRA	ELEM First Grade Dual Language Teacher	\$ 84,017.01	15153.1		\$ 250.00	\$ 99,420.11		\$ 14.00
ALMODOVAR, JORGE E.	Director	\$ 143,828.57	284.28	2400	\$ 300.00	\$ 146,812.85	\$ 25.00	\$ 14.00
ALMODOVAR, KIMBERLY A.	Cross Categorical Tchr - Resource - EL	\$ 71,134.01	18339.89		\$ 250.00	\$ 89,723.90		\$ 14.00
ALONSO, YANIN	ELEM Kindergarten Dual Language Teacher	\$ 66,321.01	8792.16		\$ 250.00	\$ 75,363.17		\$ 14.00
ALPERSTEIN, MARCELLE F.	Cross Categorical Tchr - Resource - EL	\$ 68,895.01	14975.38		\$ 250.00	\$ 84,120.39		\$ 14.00
ALTERS JR, DAVID M.	HS Alternative Ed Teacher	\$ 85,698.02	8792.16		\$ 250.00	\$ 94,740.18		\$ 14.00
AMARO, MANUELA	ELEM Second Grade Dual Language Teacher	\$ 84,017.01	14715.73		\$ 250.00	\$ 98,982.74		\$ 14.00
AMBROSINI, KATELYNN A.	ELEM Fourth Grade Teacher	\$ 63,746.01	21016.75		\$ 250.00	\$ 85,012.76		\$ 14.00
ANDERSON, JONATHAN R.	Supervisory Dean	\$ 85,836.26	5793.44	600	\$ 300.00	\$ 92,529.70	\$ 4.00	\$ 14.00
AREND, DENISE A.	Speech Pathologist	\$ 79,172.01	8867.76		\$ 250.00	\$ 88,289.77		\$ 14.00
ARMS, DEANNA R.	ELEM Fourth Grade Teacher	\$ 84,115.01	20555.58		\$ 250.00	\$ 104,920.59		\$ 14.00
ARNESON, KAYDI A.	ELEM Third Grade Teacher	\$ 71,134.01	14208.54		\$ 250.00	\$ 85,592.55		\$ 14.00
ARREDONDO-BRANA, MARUXA A.	ELEM First Grade Dual Language Teacher	\$ 102,419.01	914.28		\$ 250.00	\$ 103,583.29		\$ 14.00
ASTACIO, CONSTANCE A.	Certified Nurse	\$ 59,612.01	20733.3		\$ 250.00	\$ 80,595.31		\$ 14.00
AUKES, MELISSA J.	MS Band Teacher	\$ 70,382.01	21194.47		\$ 250.00	\$ 91,826.48		\$ 14.00
BACH, LISA A.	Speech Pathologist	\$ 90,912.01	14975.38		\$ 250.00	\$ 106,137.39		\$ 14.00
BACHMAN, CHERYL A.	School Psychologist	\$ 75,638.12	8737.32		\$ 250.00	\$ 84,625.44		\$ 14.00
BAILYE, ANDREW S.	MS Technology Teacher	\$ 59,520.00	21194.47		\$ 250.00	\$ 80,964.47		\$ 14.00
BAKER, DEBORAH A.	Cross Categorical Teacher	\$ 79,264.01	8792.16		\$ 250.00	\$ 88,306.17		\$ 14.00
BAKER, MELISSA M.	HS FACS Teacher	\$ 74,604.00	13952.1		\$ 250.00	\$ 88,806.10		\$ 14.00
BALCHUNAS, ANTHONY J.	ELEM PE Teacher	\$ 57,297.02	20555.58		\$ 250.00	\$ 78,102.60		\$ 14.00
BALLARD, KEVIN J.	Certified Technology Support	\$ 112,907.00	9344.11		\$ 250.00	\$ 122,501.11		\$ 14.00
BALLERINE, RENEE E.	Cross Categorical Teacher	\$ 84,115.01	14208.54		\$ 250.00	\$ 98,573.55		\$ 14.00
BARONE, KIM D.	School Counselor	\$ 90,912.01	14975.38		\$ 250.00	\$ 106,137.39		\$ 14.00
BARTELS, SAMANTHA L.	HS FACS Teacher	\$ 67,647.01	14386.26		\$ 250.00	\$ 82,283.27		\$ 14.00
BATES, LAURA A.	ELEM Fifth Grade Teacher	\$ 78,540.01	5727.26		\$ 250.00	\$ 84,517.27		\$ 14.00
BAUER, JEREMY W.	HS PE Teacher	\$ 85,698.02	14208.54		\$ 250.00	\$ 100,156.56		\$ 14.00
BAUMANN, ALISHA A.	ELEM Fourth Grade Teacher	\$ 90,912.01	33.6		\$ 250.00	\$ 91,195.61		\$ 14.00
BAYLESS GALLIGAR, GINA L.	Speech Pathologist	\$ 92,730.01	7911.7		\$ 250.00	\$ 100,891.71		\$ 14.00
BAYS, JILL A.	School Psychologist	\$ 77,778.72	363.72		\$ 250.00	\$ 78,392.44		\$ 14.00
BELICK, BENJAMIN R.	ELEM Third Grade Teacher	\$ 72,558.01	14208.54		\$ 250.00	\$ 87,016.55		\$ 14.00
BENDING, BRETT	HS Principal	\$ 183,900.24	20873.72	1200	\$ 300.00	\$ 206,273.96	\$ 25.00	\$ 14.00
BENNETT, SANDRA M.	ELEM First Grade Teacher	\$ 112,907.00	20733.3		\$ 250.00	\$ 133,890.30		\$ 14.00
BENNETT, TAMMY L.	ELEM Interventionist - ELA	\$ 110,693.01	190.44		\$ 250.00	\$ 111,133.45		\$ 14.00
BENOIT, JOSEPH R.	HS Athletic Director	\$ 112,131.87	14239.53	1200	\$ 300.00	\$ 127,871.40	\$ 25.00	\$ 14.00

Community Unit School District 300

Public Act 097-0609

Compensation Package of \$75,000+ for the 2021-2022 School Year

As of 9/7/2021

Name	Primary Position	Salary w/Pension Contributions	Health, Dental, Vision & Life Insurance	Mileage	HRA Deposit	Total Compensation Package	Vacation/Flex Days/Hours	Sick & Personal Days/Hours
BENTSEN, KURT W.	HS PE Teacher	\$ 76,097.02	33.6		\$ 250.00	\$ 76,380.62		\$ 14.00
BERKIEL, LORI A.	School Counselor	\$ 92,021.02	10504.99676		\$ 250.00	\$ 102,776.01		\$ 14.00
BERNAKY, SARAH E.	Elementary Principal	\$ 111,187.91	14486.52	1200	\$ 300.00	\$ 127,174.43	\$ 25.00	\$ 14.00
BERNSTEIN, SARAH M.	ELEM Third Grade Teacher	\$ 60,071.00	18162.17		\$ 250.00	\$ 78,483.17		\$ 14.00
BETTS, JONATHAN R.	ELEM Fifth Grade Teacher	\$ 80,725.00	20555.58		\$ 250.00	\$ 101,530.58		\$ 14.00
BIALLAS, BETHANY A.	HS French Teacher	\$ 109,020.01	20868.54		\$ 250.00	\$ 130,138.55		\$ 14.00
BIALLAS, LISA M.	ELEM First Grade Teacher	\$ 106,518.01	15028.69		\$ 250.00	\$ 121,796.70		\$ 14.00
BIEGELMANN, KRISTINA P.	Dir Pupil Personnel Services	\$ 130,268.13	10603.83676	2400	\$ 300.00	\$ 143,571.97	\$ 25.00	\$ 14.00
BIGLER, JOHN M.	HS English Teacher	\$ 78,540.01	9347.88		\$ 250.00	\$ 88,137.89		\$ 14.00
BILLINGS, JESSICA K.	HS English Teacher	\$ 89,129.02	20733.3		\$ 250.00	\$ 110,112.32		\$ 14.00
BIRKHEAD, BRADFORD L.	MS Social Studies Teacher	\$ 76,097.02	33.6		\$ 250.00	\$ 76,380.62		\$ 14.00
BIRKHEAD, VIDA A.	ELEM First Grade Teacher	\$ 92,764.00	18009.80884		\$ 250.00	\$ 111,023.81		\$ 14.00
BLADES, TERRY R.	Cross Categorical Teacher	\$ 76,097.02	914.28		\$ 250.00	\$ 77,261.30		\$ 14.00
BLASECK, JAMES R.	Adapted PE Teacher	\$ 98,441.01	14975.38		\$ 250.00	\$ 113,666.39		\$ 14.00
BLAUS, KERRI K.	ELEM Second Grade Teacher	\$ 102,381.00	14715.73		\$ 250.00	\$ 117,346.73		\$ 14.00
BLOCK, MICHAEL D.	HS Science Teacher	\$ 84,017.01	8867.76		\$ 250.00	\$ 93,134.77		\$ 14.00
BLOMQUIST, JOHN M.	MS Language Arts Teacher	\$ 100,374.00	10379.71676		\$ 250.00	\$ 111,003.72		\$ 14.00
BLOOMBERG, BRYAN M.	MS PE Teacher	\$ 100,259.01	14208.54		\$ 250.00	\$ 114,717.55		\$ 14.00
BLOOMBERG, MARISA A.	ELEM First Grade Teacher	\$ 76,069.01	1092		\$ 250.00	\$ 77,411.01		\$ 14.00
BLUM, KELLY A.	HS English Teacher	\$ 79,264.01	914.28		\$ 250.00	\$ 80,428.29		\$ 14.00
BODY, CLINTON J.	School Psychologist	\$ 95,291.61	14386.26		\$ 250.00	\$ 109,927.87		\$ 14.00
BOHLEN, TRACI L.	ELEM Second Grade Teacher	\$ 59,520.00	21016.75		\$ 250.00	\$ 80,786.75		\$ 14.00
BOLAS, KELLY D.	ELEM Interventionist - Math	\$ 83,988.00	15999.43		\$ 250.00	\$ 100,237.43		\$ 14.00
BOLDING, LYNDA L.	HS Social Studies Teacher	\$ 79,172.01	14715.73		\$ 250.00	\$ 94,137.74		\$ 14.00
BOLDT, RYAN T.	Technology Support Supervisor	\$ 64,728.37	14386.26		\$ 250.00	\$ 79,364.63	\$ 10.00	\$ 14.00
BOLHOUS, JAYCE L.	Dir of IT - Non Cert	\$ 116,117.28	566.85	2400	\$ 300.00	\$ 119,384.13	\$ 25.00	\$ 14.00
BONE, MANDY L.	ELEM Second Grade Teacher	\$ 84,973.72	0		\$ 250.00	\$ 85,223.72		\$ 14.00
BORHART, JASON A.	HS Math Teacher	\$ 87,412.01	33.6		\$ 250.00	\$ 87,695.61		\$ 14.00
BORKOWSKI, EVAN G.	Instructional Coach - Math	\$ 80,849.01	14975.38		\$ 250.00	\$ 96,074.39		\$ 14.00
BOWEN, KIMBERLY K.	MS Language Arts Teacher	\$ 82,340.01	10487.23		\$ 250.00	\$ 93,077.24		\$ 14.00
BOWERS, JUSTIN J.	HS Science Teacher	\$ 77,590.01	20555.58		\$ 250.00	\$ 98,395.59		\$ 14.00
BOYNTON, CYNTHIA R.	HS Math Teacher	\$ 77,619.01	10487.23		\$ 250.00	\$ 88,356.24		\$ 14.00
BRADSTREET, SARAH A.	MS Math Teacher	\$ 69,740.01	20555.58		\$ 250.00	\$ 90,545.59		\$ 14.00
BRAKER, CALVIN J.	HS Social Studies Teacher	\$ 73,112.02	13952.1		\$ 250.00	\$ 87,314.12		\$ 14.00
BRANDT, MITCHELL L.	HS Industrial Tech Teacher	\$ 85,569.02	15153.1		\$ 250.00	\$ 100,972.12		\$ 14.00
BRANNAN, AMY T.	HS Health Teacher	\$ 77,619.01	20555.58		\$ 250.00	\$ 98,424.59		\$ 14.00
BREEZE, JENNIFER L.	Elementary Principal	\$ 115,680.24	14147.57	1200	\$ 300.00	\$ 131,327.81	\$ 25.00	\$ 14.00
BREISCH JR, WILLIAM C.	MS Principal	\$ 138,241.76	21434.18	1200	\$ 300.00	\$ 161,175.94	\$ 25.00	\$ 14.00
BROCKER, WILLIAM A.	HS Band Teacher	\$ 57,210.01	21194.47		\$ 250.00	\$ 78,654.48		\$ 14.00
BROCKWAY, ANDREA M.	ELEM Interventionist - ELA	\$ 60,710.01	14386.26		\$ 250.00	\$ 75,346.27		\$ 14.00
BRODERICK, SANDRA L.	Technology Support Supervisor	\$ 63,739.20	16368.25		\$ 250.00	\$ 80,357.45	\$ 20.00	\$ 14.00
BRODIE, LINDA A.	School Psychologist	\$ 120,421.81	5852.54		\$ 250.00	\$ 126,524.35		\$ 14.00
BROWN, SEAN A.	MS Math Teacher	\$ 88,447.01	20555.58		\$ 250.00	\$ 109,252.59		\$ 14.00
BRUCE, RANDY J.	ELEM First Grade Teacher	\$ 74,692.00	14386.26		\$ 250.00	\$ 89,328.26		\$ 14.00
BRUHN, STEVEN D.	MS Health Teacher	\$ 89,161.02	20555.58		\$ 250.00	\$ 109,966.60		\$ 14.00
BRUNSTRUM, JEFFREY R.	Division Head	\$ 110,594.50	20740.76	600	\$ 300.00	\$ 132,235.26	\$ 4.00	\$ 14.00

Community Unit School District 300

Public Act 097-0609

Compensation Package of \$75,000+ for the 2021-2022 School Year

As of 9/7/2021

Name	Primary Position	Salary w/Pension Contributions	Health, Dental, Vision & Life Insurance	Mileage	HRA Deposit	Total Compensation Package	Vacation/Flex Days/Hours	Sick & Personal Days/Hours
BRYSON, SERENA J.	Speech Pathologist	\$ 85,667.01	20733.3		\$ 250.00	\$ 106,650.31		\$ 14.00
BUCKLEY, SHANNON L.	HS English Teacher	\$ 71,678.01	9344.11		\$ 250.00	\$ 81,272.12		\$ 14.00
BUDNICK, STEVEN J.	Building Manager	\$ 70,127.75	14208.54		\$ 250.00	\$ 84,586.29	\$ 15.00	\$ 14.00
BUHROW, MICHELLE U.	HS Business Teacher	\$ 90,912.01	14208.54		\$ 250.00	\$ 105,370.55		\$ 14.00
BUHROW, RENEE L.	ELEM Second Grade Teacher	\$ 96,622.02	14521.5		\$ 250.00	\$ 111,393.52		\$ 14.00
BURGER, TERESA L.	ELEM Third Grade Dual Language Teacher	\$ 83,347.01	8867.76		\$ 250.00	\$ 92,464.77		\$ 14.00
BURGESS, JACQUELINE R.	School Social Worker	\$ 76,069.01	7911.7		\$ 250.00	\$ 84,230.71		\$ 14.00
BURGWALDT, MICHELLE L.	Multi Needs Teacher	\$ 88,447.01	20733.3		\$ 250.00	\$ 109,430.31		\$ 14.00
BURKE, SUSAN M.	ELEM Second Grade Teacher	\$ 113,202.05	20292.91		\$ 250.00	\$ 133,744.96		\$ 14.00
BURKE, TRACY S.	ELEM Third Grade Teacher	\$ 102,381.00	14208.54		\$ 250.00	\$ 116,839.54		\$ 14.00
BURKEY, NIKI M.	Director	\$ 137,932.58	14625.54	2400	\$ 300.00	\$ 155,258.12	\$ 25.00	\$ 14.00
BURLEY, SCOTT A.	ELEM Fifth Grade Teacher	\$ 109,020.01	21329.71		\$ 250.00	\$ 130,599.72		\$ 14.00
BURMEISTER, KELLY A.	ELEM Third Grade Teacher	\$ 104,826.77	914.28		\$ 250.00	\$ 105,991.05		\$ 14.00
BUSTAMANTE, KRISTINA N.	Speech Pathologist	\$ 70,195.00	12523.81		\$ 250.00	\$ 82,968.81		\$ 14.00
BUTERA, JAYNE M.	ELEM Third Grade Teacher	\$ 86,713.01	20733.3		\$ 250.00	\$ 107,696.31		\$ 14.00
CABRERA, NILDA E.	ELEM Fifth Grade Dual Language Teacher	\$ 55,073.01	20733.3		\$ 250.00	\$ 76,056.31		\$ 14.00
CAHILL, DAVID L.	ELEM Music Teacher	\$ 64,427.00	14386.26		\$ 250.00	\$ 79,063.26		\$ 14.00
CAIN, JENNIFER E.	ELEM First Grade Teacher	\$ 74,008.00	9419.71		\$ 250.00	\$ 83,677.71		\$ 14.00
CAMPBELL, ANN M.	MS Science Teacher	\$ 94,619.02	7225.905756		\$ 250.00	\$ 102,094.92		\$ 14.00
CAMPBELL, ANTHONY D.	MS Language Arts Teacher	\$ 106,518.01	26772.55492		\$ 250.00	\$ 133,540.57		\$ 14.00
CAMPBELL, LISA M.	MS Science Teacher	\$ 76,069.01	33.6		\$ 250.00	\$ 76,352.61		\$ 14.00
CANO, JESSICA D.	ELEM Third Grade Dual Language Teacher	\$ 60,710.01	18183.05		\$ 250.00	\$ 79,143.06		\$ 14.00
CAPPAS, JOHN P.	MS Alternative Learn Op Teache	\$ 71,790.01	16190.53		\$ 250.00	\$ 88,230.54		\$ 14.00
CAPPELLO, ANTHONY	Certified Technology Support	\$ 74,604.00	18009.80884		\$ 250.00	\$ 92,863.81		\$ 14.00
CARAMELA, CHRISTOPHER L.	Division Head	\$ 110,594.50	10085.01	600	\$ 300.00	\$ 121,579.51	\$ 4.00	\$ 14.00
CARBERRY, DARCIA E.	Cross Categorical Teacher	\$ 54,988.02	20555.58		\$ 250.00	\$ 75,793.60		\$ 14.00
CARIOSCIA, KRISTINA L.	Primary Grade Classroom Specialist-ESL	\$ 74,692.00	21016.75		\$ 250.00	\$ 95,958.75		\$ 14.00
CARLEY, STEPHANIE L.	HS English Teacher	\$ 76,097.02	33.6		\$ 250.00	\$ 76,380.62		\$ 14.00
CARLON, DONALD J.	MS Exploratory Teacher	\$ 80,725.00	14386.26		\$ 250.00	\$ 95,361.26		\$ 14.00
CARLOS, PAMELA A.	Elementary Principal	\$ 117,993.41	9067.75	1200	\$ 300.00	\$ 128,561.16	\$ 25.00	\$ 14.00
CARR, CHRISTOPHER A.	HS Industrial Tech Teacher	\$ 80,725.00	9344.11		\$ 250.00	\$ 90,319.11		\$ 14.00
CARROLL, CASSANDRA	MS Interventionist	\$ 68,895.01	8792.16		\$ 250.00	\$ 77,937.17		\$ 14.00
CARROLL, RINA J.	MS Math Teacher	\$ 69,740.01	14386.26		\$ 250.00	\$ 84,376.27		\$ 14.00
CARROZZA, SANDY M.	School Psychologist	\$ 115,345.47	10309.51		\$ 250.00	\$ 125,904.98		\$ 14.00
CASTILLOVEITIA-MALDONADO, TIARA L.	Bilingual Special Ed Teacher	\$ 63,237.00	14975.38		\$ 250.00	\$ 78,462.38		\$ 14.00
CEH GRUIA, MIHAELA R.	School Social Worker	\$ 61,202.00	16177.15		\$ 250.00	\$ 77,629.15		\$ 14.00
CHABI, DEBORAH A.	HS Science Teacher	\$ 79,172.01	12756.25		\$ 250.00	\$ 92,178.26		\$ 14.00
CHAVEZ, JESSE R.	Technology Support Supervisor	\$ 62,336.93	13952.1		\$ 250.00	\$ 76,539.03	\$ 15.00	\$ 14.00
CHERRY, CHRISTOPHER C.	HS Vocal Music Teacher	\$ 72,558.01	9344.11		\$ 250.00	\$ 82,152.12		\$ 14.00
CHERRY, KAREN L.	HS Social Studies Teacher	\$ 61,925.01	14715.73		\$ 250.00	\$ 76,890.74		\$ 14.00
CHIAPPETTA-MURRAY, CHERYL L.	MS Art Teacher	\$ 74,692.00	14386.26		\$ 250.00	\$ 89,328.26		\$ 14.00
CHILCUTT, RONALD W.	Education Service Specialist	\$ 108,425.27	15333.97	1200	\$ 300.00	\$ 125,259.24	\$ 25.00	\$ 14.00
CHISM, STACY L.	ELEM First Grade Teacher	\$ 80,756.01	14386.26		\$ 250.00	\$ 95,392.27		\$ 14.00
CHLEBOUN, ROBERT J.	Elementary Principal	\$ 149,645.05	14648.91	1200	\$ 300.00	\$ 165,793.96	\$ 25.00	\$ 14.00
CHMELIK, TAMMY S.	ELEM Kindergarten Teacher	\$ 79,143.01	16368.25		\$ 250.00	\$ 95,761.26		\$ 14.00
CHRISTIAN, JENNIFER C.	Division Head	\$ 124,549.46	246.57	600	\$ 300.00	\$ 125,696.03	\$ 4.00	\$ 14.00

Community Unit School District 300

Public Act 097-0609

Compensation Package of \$75,000+ for the 2021-2022 School Year

As of 9/7/2021

Name	Primary Position	Salary w/Pension Contributions	Health, Dental, Vision & Life Insurance	Mileage	HRA Deposit	Total Compensation Package	Vacation/Flex Days/Hours	Sick & Personal Days/Hours
CHRISTIAN, KEVIN J.	HS Math Teacher	\$ 83,988.00	26950.27492		\$ 250.00	\$ 111,188.28		\$ 14.00
CHURCH, ALEXANDER J.	Voice Systems Coordinator	\$ 82,899.86	20733.3		\$ 250.00	\$ 103,883.16	\$ 120.00	\$ 14.00
CHUY, AMANDA J.	ELEM Third Grade Dual Language Teacher	\$ 64,427.00	14208.54		\$ 250.00	\$ 78,885.54		\$ 14.00
CIMERA, LYNN M.	Autism Teacher	\$ 106,518.01	20733.3		\$ 250.00	\$ 127,501.31		\$ 14.00
CLINTON, GINA M.	School Psychologist	\$ 77,648.50	8867.76		\$ 250.00	\$ 86,766.26		\$ 14.00
CNOTA, SYLVIA	Cognitive Disabilities Teacher	\$ 71,678.01	5727.26		\$ 250.00	\$ 77,655.27		\$ 14.00
COLEMAN, HEIDI E.	ELEM Assistant Principal	\$ 93,146.15	9990.4	600	\$ 300.00	\$ 104,036.55	\$ 4.00	\$ 14.00
COLEMAN, JENNIFER M.	HS English Teacher	\$ 76,069.01	8867.76		\$ 250.00	\$ 85,186.77		\$ 14.00
COLLINS, DANIELLE C.	ELEM Third Grade Teacher	\$ 62,496.01	13952.1		\$ 250.00	\$ 76,698.11		\$ 14.00
COLLINS, KERI L.	Primary Grade Classroom Specialist	\$ 92,730.01	9344.11		\$ 250.00	\$ 102,324.12		\$ 14.00
COLUMBARO, CHRISTOPHER A.	Elementary Principal	\$ 141,014.30	14454.05	1200	\$ 300.00	\$ 156,968.35	\$ 25.00	\$ 14.00
CONLEY, KATHRYN L.	Supervisory Dean	\$ 80,885.72	10436.02	600	\$ 300.00	\$ 92,221.74	\$ 4.00	\$ 14.00
CONNELL, ELIZABETH A.	MS Language Arts Teacher	\$ 100,259.01	9344.11		\$ 250.00	\$ 109,853.12		\$ 14.00
CORNELISSEN, ROBYN M.	Comptroller	\$ 109,418.83	227.57	2400	\$ 300.00	\$ 112,346.40	\$ 25.00	\$ 14.00
CORRIVEAU, KRISTIN N.	Director	\$ 162,842.85	9156.48	2400	\$ 300.00	\$ 174,699.33	\$ 25.00	\$ 14.00
CORTESE, CYNTHIA A.	MS PE Teacher	\$ 102,419.01	10504.99676		\$ 250.00	\$ 113,174.01		\$ 14.00
CREEGAN, MICHELLE M.	ELEM Fifth Grade Teacher	\$ 80,725.00	16190.53		\$ 250.00	\$ 97,165.53		\$ 14.00
CROSS, CHARLENE	Education Service Specialist	\$ 143,067.02	9117.4	1200	\$ 300.00	\$ 153,684.42	\$ 25.00	\$ 14.00
CROTTY KAGAN, SHEILA A.	Coordinator	\$ 108,425.27	10020.65	1200	\$ 300.00	\$ 119,945.92	\$ 25.00	\$ 14.00
CROWLEY, SHONDA M.	Speech Pathologist	\$ 74,604.00	21194.47		\$ 250.00	\$ 96,048.47		\$ 14.00
CRUZ, PAOLA A.	ELEM Kindergarten Dual Language Teacher	\$ 63,162.01	20555.58		\$ 250.00	\$ 83,967.59		\$ 14.00
CUMPATA, KAREN L.	Elementary Principal	\$ 122,760.45	21225.92	1200	\$ 300.00	\$ 145,486.37	\$ 25.00	\$ 14.00
CURRY, CARRIE M.	MS Language Arts Teacher	\$ 89,129.02	33.6		\$ 250.00	\$ 89,412.62		\$ 14.00
CZAJKOWSKI, EMMA L.	ELEM Kindergarten Teacher	\$ 69,820.01	10309.51		\$ 250.00	\$ 80,379.52		\$ 14.00
DACY, MEGGAN M.	Education Service Specialist	\$ 102,173.63	201.93	1200	\$ 300.00	\$ 103,875.56	\$ 25.00	\$ 14.00
DAHLBERG, CHRISTINA M.	ELEM First Grade Teacher	\$ 70,382.01	20733.3		\$ 250.00	\$ 91,365.31		\$ 14.00
DANIELSON, NATHAN G.	HS Associate Principal-Instruction	\$ 130,275.82	14601.64	600	\$ 300.00	\$ 145,777.46	\$ 25.00	\$ 14.00
DATTILO, DYANNA K.	Speech Pathologist	\$ 70,273.01	9344.11		\$ 250.00	\$ 79,867.12		\$ 14.00
DAVIS, JACQUELYN R.	MS Band Teacher	\$ 62,496.01	13952.1		\$ 250.00	\$ 76,698.11		\$ 14.00
DAVIS, JEFFERY C.	School Counselor	\$ 64,945.01	21016.75		\$ 250.00	\$ 86,211.76		\$ 14.00
DAVIS, MICHAEL C.	HS Social Studies Teacher	\$ 88,447.01	20555.58		\$ 250.00	\$ 109,252.59		\$ 14.00
DE JESUS HILL, DIANA DEL CARME	ELEM Fourth Grade Dual Language Teacher	\$ 85,667.01	18339.89		\$ 250.00	\$ 104,256.90		\$ 14.00
DE LA PAZ, ARTURO	ELEM ESL Teacher	\$ 74,692.00	27085.51492		\$ 250.00	\$ 102,027.52		\$ 14.00
DE LA PAZ, KARIN L.	Elementary Principal	\$ 113,412.09	224.64	1200	\$ 300.00	\$ 115,136.73	\$ 25.00	\$ 14.00
DE MOSTEYRIN GORDILLO, MARIA CRISTINA	ELEM Interventionist - Bilingual	\$ 79,143.01	14208.54		\$ 250.00	\$ 93,601.55		\$ 14.00
DEAN, STEPHANIE J.	ELEM First Grade Teacher	\$ 62,496.01	20733.3		\$ 250.00	\$ 83,479.31		\$ 14.00
DEDIC, CURT P.	HS Science Teacher	\$ 67,571.01	15153.1		\$ 250.00	\$ 82,974.11		\$ 14.00
DeFAUW, GARRETT C.	Director of Communication Svcs	\$ 95,255.95	18504.8	2400	\$ 300.00	\$ 116,460.75	\$ 25.00	\$ 14.00
DEGIULIO, LAURA M.	MS Language Arts Teacher	\$ 79,143.01	6282.98		\$ 250.00	\$ 85,675.99		\$ 14.00
DEIHS, KELSEY A.	Instructional Coach - ELA	\$ 68,922.01	20733.3		\$ 250.00	\$ 89,905.31		\$ 14.00
DELANEY, ALYSON E.	ELEM Pre-Primary Teacher	\$ 58,353.01	20555.58		\$ 250.00	\$ 79,158.59		\$ 14.00
DELONG, JENNIFER A.	MS Social Studies Teacher	\$ 83,347.01	10379.71676		\$ 250.00	\$ 93,976.72		\$ 14.00
DeMARCO, CHERYL K.	School Social Worker	\$ 74,604.00	9839.78		\$ 250.00	\$ 84,693.78		\$ 14.00
DEMARS, BONNIE M.	ELEM Fourth Grade Teacher	\$ 62,496.01	20555.58		\$ 250.00	\$ 83,301.59		\$ 14.00
DEMETRIOU, BRIDGET R.	ELEM ESL Teacher	\$ 85,667.01	9899.83		\$ 250.00	\$ 95,816.84		\$ 14.00
DEMUTH, KATHLEEN M.	ELEM Kindergarten Teacher	\$ 55,050.01	21194.47		\$ 250.00	\$ 76,494.48		\$ 14.00

Community Unit School District 300

Public Act 097-0609

Compensation Package of \$75,000+ for the 2021-2022 School Year

As of 9/7/2021

Name	Primary Position	Salary w/Pension Contributions	Health, Dental, Vision & Life Insurance	Mileage	HRA Deposit	Total Compensation Package	Vacation/Flex Days/Hours	Sick & Personal Days/Hours
DENG, JESSICA C.	ELEM Fourth Grade Teacher	\$ 68,922.01	7836.1		\$ 250.00	\$ 77,008.11		\$ 14.00
DEVORE, MARY B.	ELEM Pre-Primary Teacher	\$ 74,604.00	14208.54		\$ 250.00	\$ 89,062.54		\$ 14.00
DEWEES, MARY E.	Cross Categorical Teacher	\$ 81,713.01	8792.16		\$ 250.00	\$ 90,755.17		\$ 14.00
DIAZ GURRIERI, JEANNE D.	MS Interventionist	\$ 80,849.01	16368.25		\$ 250.00	\$ 97,467.26		\$ 14.00
DIFATTA, ELISA M.	ELEM Interventionist - Bilingual	\$ 98,407.00	14208.54		\$ 250.00	\$ 112,865.54		\$ 14.00
DILL-LENTZ, MARGARET R.	Cognitive Disabilities Teacher	\$ 106,518.01	20868.54		\$ 250.00	\$ 127,636.55		\$ 14.00
DIXON, MICHELLE L.	Cross Categorical Teacher	\$ 71,678.01	20733.3		\$ 250.00	\$ 92,661.31		\$ 14.00
DODSON, EVERLEAN	Legal Coordinator/Paralegal	\$ 76,656.43	14386.26		\$ 250.00	\$ 91,292.69	\$ 15.00	\$ 14.00
DOHENY, LISA M.	School Psychologist	\$ 92,800.06	9839.78		\$ 250.00	\$ 102,889.84		\$ 14.00
DOLD, DANIEL J.	Building Manager	\$ 73,319.44	14386.26		\$ 250.00	\$ 87,955.70	\$ 20.00	\$ 14.00
DOMENZ, THOMAS W.	HS Art Teacher	\$ 87,412.01	33.6		\$ 250.00	\$ 87,695.61		\$ 14.00
DORNBOSS, KIMBERLY A.	ELEM Fifth Grade Teacher	\$ 102,381.00	14736.61		\$ 250.00	\$ 117,367.61		\$ 14.00
DOUGLAS, SHERRY L.	MS Exploratory Teacher	\$ 85,667.01	9839.78		\$ 250.00	\$ 95,756.79		\$ 14.00
DRISCOLL, AMY J.	ELEM Second Grade Teacher	\$ 84,017.01	1092		\$ 250.00	\$ 85,359.01		\$ 14.00
DRZIK, BRIDGET E.	HS Math Teacher	\$ 62,496.01	18162.17		\$ 250.00	\$ 80,908.18		\$ 14.00
DUBOW, BARBARA A.	ELEM First Grade Teacher	\$ 113,202.05	15028.69		\$ 250.00	\$ 128,480.74		\$ 14.00
DUFFEY, KIMBERLY H.	Cross Categorical Teacher	\$ 106,518.01	10504.99676		\$ 250.00	\$ 117,273.01		\$ 14.00
DUGGER, JACLYN S.	HS Science Teacher	\$ 63,746.01	14386.26		\$ 250.00	\$ 78,382.27		\$ 14.00
DUNNE, JESSICA J.	School Social Worker	\$ 63,675.00	13346.53		\$ 250.00	\$ 77,271.53		\$ 14.00
DURAY, MICHELLE J.	ELEM Fifth Grade Teacher	\$ 81,713.01	8792.16		\$ 250.00	\$ 90,755.17		\$ 14.00
DUTTON, JENNIFER E.	HS French Teacher	\$ 66,244.01	14715.73		\$ 250.00	\$ 81,209.74		\$ 14.00
DWYER, LISA M.	HS Math Teacher	\$ 102,419.01	8917.44		\$ 250.00	\$ 111,586.45		\$ 14.00
EHARDT, JEFFREY M.	HS Associate Principal-Operations	\$ 132,881.31	20962.32	600	\$ 300.00	\$ 154,743.63	\$ 25.00	\$ 14.00
EHRMANN, JOSEPH N.	Director	\$ 127,432.87	16408.76	2400	\$ 300.00	\$ 146,541.63	\$ 25.00	\$ 14.00
ELLIS, TISHA L.	HS Art Teacher	\$ 80,849.01	20733.3		\$ 250.00	\$ 101,832.31		\$ 14.00
EMRICSON, JASON T.	Executive Dir of Technology - Non-Cert	\$ 148,785.02	21009.3	2400	\$ 300.00	\$ 172,494.32	\$ 25.00	\$ 14.00
ENGEL, AMI J.	Director	\$ 155,684.62	14660.52	2400	\$ 300.00	\$ 173,045.14	\$ 25.00	\$ 14.00
ENRECH VERDE, ANA I.	MS Dual Language	\$ 80,725.00	358.56		\$ 250.00	\$ 81,333.56		\$ 14.00
ENRIQUEZ, FLORISCILLA	Accounting Coordinator	\$ 82,676.53	8867.76		\$ 250.00	\$ 91,794.29	\$ 15.00	\$ 14.00
ESPINDOLA, PATRICIA A.	ELEM Second Grade Dual Language Teacher	\$ 79,172.01	8867.76		\$ 250.00	\$ 88,289.77		\$ 14.00
ETIENNE, JABEZ	Secretary to the Principal	\$ 57,000.10	21181.03		\$ -	\$ 78,181.13	\$ 160.00	\$ 14.00
EVANS, TOR O.	School Counselor	\$ 61,202.00	15475.27		\$ 250.00	\$ 76,927.27		\$ 14.00
EVERETT, KENDRA L.	HS English Teacher	\$ 85,698.02	20555.58		\$ 250.00	\$ 106,503.60		\$ 14.00
FACTLY, CARA D.	ELEM Fourth Grade Teacher	\$ 70,300.00	9344.11		\$ 250.00	\$ 79,894.11		\$ 14.00
FAIN, CHRISTINA M.	Division Head	\$ 108,425.27	21288.94	600	\$ 300.00	\$ 130,614.21	\$ 4.00	\$ 14.00
FALK, GEOFFREY R.	Division Head	\$ 124,549.46	20946.27	600	\$ 300.00	\$ 146,395.73	\$ 4.00	\$ 14.00
FARMER, ASHLEY S.	ELEM Fourth Grade Dual Language Teacher	\$ 76,069.01	18005.33		\$ 250.00	\$ 94,324.34		\$ 14.00
FARRELL, AMY M.	ELEM Interventionist - Math	\$ 90,912.01	757.44		\$ 250.00	\$ 91,919.45		\$ 14.00
FEATHERLY, HARVEY M.	HS Social Studies Teacher	\$ 79,143.01	9344.11		\$ 250.00	\$ 88,737.12		\$ 14.00
FELDMANN, CHARLES J.	HS PE Teacher	\$ 69,820.01	14715.73		\$ 250.00	\$ 84,785.74		\$ 14.00
FELTMAN, LAURA B.	Cognitive Disabilities Teacher	\$ 67,571.01	14051.7		\$ 250.00	\$ 81,872.71		\$ 14.00
FELTMAN, LISA M.	Instructional Coach - Math	\$ 106,518.01	9555.79		\$ 250.00	\$ 116,323.80		\$ 14.00
FERNANDEZ, YVET B.	ELEM ESL Teacher	\$ 82,340.01	10077.55		\$ 250.00	\$ 92,667.56		\$ 14.00
FERRIS, CHARLOTTE L.	HR Coordinator	\$ 64,728.37	14208.54		\$ 250.00	\$ 79,186.91	\$ 10.00	\$ 14.00
FEWELL, ALISSA C.	ELEM Third Grade Teacher	\$ 76,187.01	18162.17		\$ 250.00	\$ 94,599.18		\$ 14.00
FILLMORE, ERIN M.	ELEM Second Grade Teacher	\$ 87,412.01	33.6		\$ 250.00	\$ 87,695.61		\$ 14.00

Community Unit School District 300

Public Act 097-0609

Compensation Package of \$75,000+ for the 2021-2022 School Year

As of 9/7/2021

Name	Primary Position	Salary w/Pension Contributions	Health, Dental, Vision & Life Insurance	Mileage	HRA Deposit	Total Compensation Package	Vacation/Flex Days/Hours	Sick & Personal Days/Hours
FILLMORE, ROBERT S.	Cross Categorical Teacher	\$ 89,161.02	26772.55492		\$ 250.00	\$ 116,183.57		\$ 14.00
FISHER, MOLLY E.	HS English Teacher	\$ 67,647.01	14715.73		\$ 250.00	\$ 82,612.74		\$ 14.00
FITCHIE, JENNIFER L.	ELEM ESL Teacher	\$ 80,849.01	26947.25544		\$ 250.00	\$ 108,046.26		\$ 14.00
FITCHIE, JOE A.	School Counselor	\$ 77,590.01	33.6		\$ 250.00	\$ 77,873.61		\$ 14.00
FLONES, CATHRYN A.	MS Science Teacher	\$ 112,907.00	21016.75		\$ 250.00	\$ 134,173.75		\$ 14.00
FODOR, STEPHEN G.	MS Computer Literacy Teacher	\$ 76,999.01	33.6		\$ 250.00	\$ 77,282.61		\$ 14.00
FOLTA, AMY M.	Cross Categorical Teacher	\$ 80,725.00	9839.78		\$ 250.00	\$ 90,814.78		\$ 14.00
FORSYTH, ARLENE E.	School Counselor	\$ 80,725.00	9344.11		\$ 250.00	\$ 90,319.11		\$ 14.00
FOSS, KRISTINA L.	ELEM Fourth Grade Teacher	\$ 82,340.01	33.6		\$ 250.00	\$ 82,623.61		\$ 14.00
FOWLER, BRIANNE M.	ELEM Fifth Grade Teacher	\$ 67,647.01	20555.58		\$ 250.00	\$ 88,452.59		\$ 14.00
FOX, HOLLY	Speech Pathologist	\$ 67,545.00	8867.76		\$ 250.00	\$ 76,662.76		\$ 14.00
FRAAS, MATTHEW R.	HS Associate Principal-Operations	\$ 120,353.86	238.15	600	\$ 300.00	\$ 121,492.01	\$ 25.00	\$ 14.00
FRANK, ROSEMARY J.	Speech Pathologist	\$ 102,381.00	21016.75		\$ 250.00	\$ 123,647.75		\$ 14.00
FREEMAN, ELIZABETH L.	Associate Superintendent	\$ 173,633.13	9171.88	2400	\$ 300.00	\$ 185,505.01	\$ 25.00	\$ 14.00
FREEMAN, PATRICIA L.	Speech Pathologist	\$ 89,129.02	33.6		\$ 250.00	\$ 89,412.62		\$ 14.00
FREKE, JULIA M.	ELEM Second Grade Teacher	\$ 90,912.01	14975.38		\$ 250.00	\$ 106,137.39		\$ 14.00
FRENCH, ADAM W.	MS Language Arts Teacher	\$ 60,710.01	14386.26		\$ 250.00	\$ 75,346.27		\$ 14.00
FRIEDERS, KELLY L.	MS Language Arts Teacher	\$ 82,340.01	21016.75		\$ 250.00	\$ 103,606.76		\$ 14.00
FRIES, KRISTIN A.	HS Social Studies Teacher	\$ 87,380.01	16177.15		\$ 250.00	\$ 103,807.16		\$ 14.00
FRYSTAK, MARK P.	MS Language Arts Teacher	\$ 69,740.01	5940.14		\$ 250.00	\$ 75,930.15		\$ 14.00
GABRIEL, LORI S.	Adapted PE Teacher	\$ 102,419.01	15028.69		\$ 250.00	\$ 117,697.70		\$ 14.00
GALLIART, KATHRYN L.	Certified Technology Support	\$ 63,746.01	21194.47		\$ 250.00	\$ 85,190.48		\$ 14.00
GALYON, MARY F.	Instructional Coach - ELA	\$ 79,143.01	20555.58		\$ 250.00	\$ 99,948.59		\$ 14.00
GAMBARDELLA, MICHELLE	Education Service Specialist	\$ 129,289.03	15197.5	1200	\$ 300.00	\$ 145,986.53	\$ 25.00	\$ 14.00
GARCIA PEREZ, XIOMARA	MS Math Teacher	\$ 79,172.01	13346.53		\$ 250.00	\$ 92,768.54		\$ 14.00
GARCIA SILVA, ROSALBA	ELEM Fifth Grade Dual Language Teacher	\$ 59,520.00	20555.58		\$ 250.00	\$ 80,325.58		\$ 14.00
GARRISON, LORA L.	Human Resources Manager	\$ 96,837.02	9828.7	0	\$ 300.00	\$ 106,965.72	\$ 25.00	\$ 14.00
GATES, CHRISTOPHER J.	Speech Pathologist	\$ 96,477.00	21016.75		\$ 250.00	\$ 117,743.75		\$ 14.00
GAVELEK, GINA M.	ELEM Kindergarten Teacher	\$ 76,069.01	9344.11		\$ 250.00	\$ 85,663.12		\$ 14.00
GAVIN, ALEXANDRA D.	ELEM Kindergarten Dual Language Teacher	\$ 80,849.01	14089.57		\$ 250.00	\$ 95,188.58		\$ 14.00
GENTILE, WENDY R.	ELEM Fifth Grade Teacher	\$ 77,619.01	20292.91		\$ 250.00	\$ 98,161.92		\$ 14.00
GERLOFF-BANKER, LISA S.	MS Social Studies Teacher	\$ 94,585.01	10455.31676		\$ 250.00	\$ 105,290.32		\$ 14.00
GERMANN, BARBARA C.	ELEM Fifth Grade Teacher	\$ 85,014.02	20469.18		\$ 250.00	\$ 105,733.20		\$ 14.00
GERTZ, STEVEN L.	HS Athletic Director	\$ 142,213.18	20803.4	1200	\$ 300.00	\$ 164,516.58	\$ 25.00	\$ 14.00
GIANGREGO, KRISTIN E.	ELEM ESL Teacher	\$ 66,244.01	14386.26		\$ 250.00	\$ 80,880.27		\$ 14.00
GIDLUND, DEANE M.	MS Language Arts Teacher	\$ 83,891.00	9525.6		\$ 250.00	\$ 93,666.60		\$ 14.00
GIERMAN, NICHOLAS J.	HS Science Teacher	\$ 60,071.00	20733.3		\$ 250.00	\$ 81,054.30		\$ 14.00
GILBERT, ANN M.	MS Math Teacher	\$ 85,798.00	33.6		\$ 250.00	\$ 86,081.60		\$ 14.00
GILBERT, BRIAN L.	ELEM PE Teacher	\$ 92,764.00	26769.53544		\$ 250.00	\$ 119,783.54		\$ 14.00
GISCH, KIMBERLY J.	School Counselor	\$ 66,918.48	8792.16		\$ 250.00	\$ 75,960.64		\$ 14.00
GLENN, GARY W.	Division Head	\$ 115,062.65	227.57	600	\$ 300.00	\$ 116,190.22	\$ 4.00	\$ 14.00
GLENN, JANINE M.	Supervisory Dean	\$ 117,834.07	27147.02546	600	\$ 300.00	\$ 145,881.09	\$ 4.00	\$ 14.00
GNAGNI, ERIN M.	ELEM PE Teacher	\$ 62,496.01	16090.75		\$ 250.00	\$ 78,836.76		\$ 14.00
GNUTEK, ANTHONY E.	HS Band Teacher	\$ 89,263.01	26772.55492		\$ 250.00	\$ 116,285.56		\$ 14.00
GNUTEK, MELANIE A.	MS Social Studies Teacher	\$ 85,698.02	33.6		\$ 250.00	\$ 85,981.62		\$ 14.00
GODFREY, AARON M.	MS PE Teacher	\$ 83,347.01	8867.76		\$ 250.00	\$ 92,464.77		\$ 14.00

Community Unit School District 300

Public Act 097-0609

Compensation Package of \$75,000+ for the 2021-2022 School Year

As of 9/7/2021

Name	Primary Position	Salary w/Pension Contributions	Health, Dental, Vision & Life Insurance	Mileage	HRA Deposit	Total Compensation Package	Vacation/Flex Days/Hours	Sick & Personal Days/Hours
GOEDEKE, BRENT R.	MS Social Studies Teacher	\$ 87,380.01	20453.0592		\$ 250.00	\$ 108,083.07		\$ 14.00
GOEDEKE, MELISSA Y.	MS Spanish Teacher	\$ 89,129.02	33.6		\$ 250.00	\$ 89,412.62		\$ 14.00
GOERLITZ, SHERRY L.	ELEM Second Grade Teacher	\$ 96,511.01	8792.16		\$ 250.00	\$ 105,553.17		\$ 14.00
GOLDSTEIN, KAREN B.	ELEM Second Grade Teacher	\$ 92,764.00	33.6		\$ 250.00	\$ 93,047.60		\$ 14.00
GOLUCH, CRISTA M.	Certified Technology Support	\$ 56,149.01	20555.58		\$ 250.00	\$ 76,954.59		\$ 14.00
GONZALEZ, JENNY M.	ELEM ESL Teacher	\$ 92,730.01	21194.47		\$ 250.00	\$ 114,174.48		\$ 14.00
GONZALEZ, YADHIRA	School Psychologist	\$ 92,766.49	190.44		\$ 250.00	\$ 93,206.93		\$ 14.00
GOOD, LISA L.	ELEM Interventionist - Math	\$ 85,698.02	1092		\$ 250.00	\$ 87,040.02		\$ 14.00
GOODEN, JENNIFER L.	Hearing Impaired Teacher	\$ 88,447.01	33.6		\$ 250.00	\$ 88,730.61		\$ 14.00
GOODMAN, BRITANY L.	HS English Teacher	\$ 82,340.01	33.6		\$ 250.00	\$ 82,623.61		\$ 14.00
GOODMAN, TIFFANY C.	HS English Teacher	\$ 74,692.00	20555.58		\$ 250.00	\$ 95,497.58		\$ 14.00
GORBY, JOHN W.	MS Assistant Principal-Instruction	\$ 120,047.25	20937.42	600	\$ 300.00	\$ 141,884.67	\$ 25.00	\$ 14.00
GORHAM, SONJA C.	ELEM Kindergarten Teacher	\$ 89,263.01	20733.3		\$ 250.00	\$ 110,246.31		\$ 14.00
GOUDY, ELIZABETH G.	MS Assistant Principal-Instruction	\$ 96,550.55	15132.66	600	\$ 300.00	\$ 112,583.21	\$ 25.00	\$ 14.00
GRADY, GEORGETTE A.	School Social Worker	\$ 83,988.00	33.6		\$ 250.00	\$ 84,271.60		\$ 14.00
GRAHAM, KATHLEEN S.	Cross Categorical Teacher	\$ 66,321.01	14122.14		\$ 250.00	\$ 80,693.15		\$ 14.00
GRANDZIEL, VICTORIA L.	School Psychologist	\$ 87,315.30	9419.71		\$ 250.00	\$ 96,985.01		\$ 14.00
GRANITO, AMBER M.	ELEM Second Grade Teacher	\$ 89,129.02	33.6		\$ 250.00	\$ 89,412.62		\$ 14.00
GRANZOW, ALLISON J.	ELEM Interventionist - Math	\$ 80,756.01	5802.86		\$ 250.00	\$ 86,808.87		\$ 14.00
GRAVEL, MELANIE D.	Elementary Principal	\$ 140,697.86	1159.36	1200	\$ 300.00	\$ 143,357.22	\$ 25.00	\$ 14.00
GRAY, KAREN A.	ELEM Interventionist - ELA	\$ 82,467.00	14208.54		\$ 250.00	\$ 96,925.54		\$ 14.00
GREEN, MATTHEW B.	School Psychologist	\$ 115,345.47	16177.15		\$ 250.00	\$ 131,772.62		\$ 14.00
GRIFFITH, CATHERINE P.	MS Interventionist	\$ 66,222.02	8867.76		\$ 250.00	\$ 75,339.78		\$ 14.00
GRIFFITHS, AMY M.	ELEM Fifth Grade Teacher	\$ 92,764.00	15999.43		\$ 250.00	\$ 109,013.43		\$ 14.00
GROCHOWSKI, KIRT	MS Social Studies Teacher	\$ 82,340.01	20733.3		\$ 250.00	\$ 103,323.31		\$ 14.00
GROSSMAYER, MICHELLE L.	ELEM Fifth Grade Teacher	\$ 94,619.02	14386.26		\$ 250.00	\$ 109,255.28		\$ 14.00
GRUETER, JEANNE T.	ELEM Second Grade Teacher	\$ 76,187.01	6460.7		\$ 250.00	\$ 82,897.71		\$ 14.00
GURNEY, ASIA	HS Associate Principal-Instruction	\$ 152,295.44	6060.03	600	\$ 300.00	\$ 159,255.47	\$ 25.00	\$ 14.00
HAASE, MICHAEL A.	MS Exploratory Teacher	\$ 69,740.01	21194.47		\$ 250.00	\$ 91,184.48		\$ 14.00
HAASE, TONYA M.	Hearing Impaired Teacher	\$ 84,115.01	21194.47		\$ 250.00	\$ 105,559.48		\$ 14.00
HAEFFNER, TAMARA M.	Primary Grade Classroom Specialist	\$ 82,340.01	21194.47		\$ 250.00	\$ 103,784.48		\$ 14.00
HAGENDORN, KATHERINE M.	Cross Categorical Teacher	\$ 106,518.01	15288.34		\$ 250.00	\$ 122,056.35		\$ 14.00
HAGER, KELLI L.	MS Interventionist - Math	\$ 82,371.00	21016.75		\$ 250.00	\$ 103,637.75		\$ 14.00
HALLIGAN, JANE M.	Cross Categorical Teacher	\$ 115,244.71	10152.74		\$ 250.00	\$ 125,647.45		\$ 14.00
HAM, JADE S.	ELEM Second Grade Teacher	\$ 58,353.01	20555.58		\$ 250.00	\$ 79,158.59		\$ 14.00
HAMMOND, ANGELA M.	ELEM Assistant Principal	\$ 91,318.68	8939.62	600	\$ 300.00	\$ 101,158.30	\$ 4.00	\$ 14.00
HAMRICK, TAMMY M.	MS Social Studies Teacher	\$ 88,447.01	14386.26		\$ 250.00	\$ 103,083.27		\$ 14.00
HANCZAR, BRYAN M.	Maintenance-Trades G-II	\$ 62,911.86	14961.94		\$ -	\$ 77,873.80	\$ 40.00	\$ 14.00
HANETHO, KOLLEEN C.	School Social Worker	\$ 112,907.00	14521.5		\$ 250.00	\$ 127,678.50		\$ 14.00
HANEY, JOSEPH J.	Supervisory Dean	\$ 84,152.75	9503.44	600	\$ 300.00	\$ 94,556.19	\$ 4.00	\$ 14.00
HANIGAN, CHERYL L.	Cross Categorical Teacher	\$ 74,692.00	20555.58		\$ 250.00	\$ 95,497.58		\$ 14.00
HANLEY, DANIELLE C.	ELEM Fourth Grade Teacher	\$ 60,710.01	14893.45		\$ 250.00	\$ 75,853.46		\$ 14.00
HARBUCK, MARCUS T.	School Counselor	\$ 65,662.63	20733.3		\$ 250.00	\$ 86,645.93		\$ 14.00
HARKIN, SUSAN L.	Superintendent	\$ 247,252.73	16757	2400	\$ 300.00	\$ 266,709.73	\$ 25.00	\$ 37.00
HARMON, LEIGH A.	School Psychologist	\$ 80,786.65	33.6		\$ 250.00	\$ 81,070.25		\$ 14.00
HARNER, BETH A.	Emotional Disorder Teacher	\$ 94,585.01	10379.71676		\$ 250.00	\$ 105,214.72		\$ 14.00

Community Unit School District 300

Public Act 097-0609

Compensation Package of \$75,000+ for the 2021-2022 School Year

As of 9/7/2021

Name	Primary Position	Salary w/Pension Contributions	Health, Dental, Vision & Life Insurance	Mileage	HRA Deposit	Total Compensation Package	Vacation/Flex Days/Hours	Sick & Personal Days/Hours
HARRIES, ADRIAN W.	Director	\$ 168,516.47	14505.69	2400	\$ 300.00	\$ 185,722.16	\$ 25.00	\$ 14.00
HARRIS, LISA M.	Speech Pathologist	\$ 92,730.01	21194.47		\$ 250.00	\$ 114,174.48		\$ 14.00
HARRIS, SUSAN N.	ELEM Kindergarten Teacher	\$ 87,513.01	21016.75		\$ 250.00	\$ 108,779.76		\$ 14.00
HARTLEY, STACY J.	Cross Categorical Teacher	\$ 81,713.01	18162.17		\$ 250.00	\$ 100,125.18		\$ 14.00
HASTINGS, LEISA A.	ELEM Fourth Grade Teacher	\$ 106,518.01	14386.26		\$ 250.00	\$ 121,154.27		\$ 14.00
HAUGEN, JANINE M.	Cross Categorical Teacher	\$ 87,412.01	14208.54		\$ 250.00	\$ 101,870.55		\$ 14.00
HAUGENS, EDWARD P.	HS Math Teacher	\$ 94,585.01	26772.55492		\$ 250.00	\$ 121,607.56		\$ 14.00
HAUGENS, MELISSA L.	HS Math Teacher	\$ 79,143.01	33.6		\$ 250.00	\$ 79,426.61		\$ 14.00
HAWKINS, HEATHER M.	ELEM PE Teacher	\$ 71,134.01	20555.58		\$ 250.00	\$ 91,939.59		\$ 14.00
HEDRICH, CARLA D.	Payroll Coordinator	\$ 79,077.96	16177.15		\$ 250.00	\$ 95,505.11	\$ 15.00	\$ 14.00
HEINISCH, JENNIFER M.	Speech Pathologist	\$ 89,161.02	21194.47		\$ 250.00	\$ 110,605.49		\$ 14.00
HELMINSKI, CARA S.	Cross Categorical Teacher	\$ 112,907.00	14715.73		\$ 250.00	\$ 127,872.73		\$ 14.00
HERB, JEFFREY M.	Assistant Superintendent	\$ 163,297.19	14675.61	2400	\$ 300.00	\$ 180,672.80	\$ 25.00	\$ 14.00
HERFF, JAMES N.	Supervisory Dean	\$ 100,571.42	21359.92	600	\$ 300.00	\$ 122,831.34	\$ 4.00	\$ 14.00
HERMANN, BROOKE A.	ELEM Fifth Grade Teacher	\$ 74,692.00	14386.26		\$ 250.00	\$ 89,328.26		\$ 14.00
HERNANDEZ, GRISELDA G.	School Social Worker	\$ 79,172.01	8737.32		\$ 250.00	\$ 88,159.33		\$ 14.00
HERNANDEZ, MEGHAN L.	ELEM Second Grade Teacher	\$ 73,141.01	8867.76		\$ 250.00	\$ 82,258.77		\$ 14.00
HERNANDEZ, MIGUEL M.	Division Head	\$ 100,169.23	5837.33	600	\$ 300.00	\$ 106,906.56	\$ 4.00	\$ 14.00
HERNANDEZ, PHILIP J.	HS Industrial Tech Teacher	\$ 69,820.01	21016.75		\$ 250.00	\$ 91,086.76		\$ 14.00
HEROLDT, JEREMY J.	MS PE Teacher	\$ 78,540.01	14208.54		\$ 250.00	\$ 92,998.55		\$ 14.00
HERRERA, FRANCESCA	ELEM Third Grade Teacher	\$ 92,869.00	33.6		\$ 250.00	\$ 93,152.60		\$ 14.00
HERRERA, NICHOLAS J.	Supervisory Dean	\$ 82,503.30	9479.31	600	\$ 300.00	\$ 92,882.61	\$ 4.00	\$ 14.00
HERRMANN, DIANNE M.	ELEM Kindergarten Teacher	\$ 96,511.01	914.28		\$ 250.00	\$ 97,675.29		\$ 14.00
HERRON, PATRICIA	Speech Pathologist	\$ 73,141.01	14386.26		\$ 250.00	\$ 87,777.27		\$ 14.00
HEWITT, SUZANNE M.	ELEM Third Grade Teacher	\$ 86,713.01	33.6		\$ 250.00	\$ 86,996.61		\$ 14.00
HIBBELER, KELLY A.	Speech Pathologist	\$ 84,017.01	33.6		\$ 250.00	\$ 84,300.61		\$ 14.00
HODAL, HEATHER L.	Instructional Coach - Math	\$ 66,244.01	9583.34		\$ 250.00	\$ 76,077.35		\$ 14.00
HOFFMAN, ERIKA L.	School Psychologist	\$ 71,733.84	5672.42		\$ 250.00	\$ 77,656.26		\$ 14.00
HOFFMANN, MARIE ANNE	Speech Pathologist	\$ 79,143.01	21016.75		\$ 250.00	\$ 100,409.76		\$ 14.00
HOGY, GRETCHEN D.	Cross Categorical Teacher	\$ 89,129.02	1092		\$ 250.00	\$ 90,471.02		\$ 14.00
HOLLANDER, LORIE A.	Cross Categorical Teacher	\$ 78,540.01	20555.58		\$ 250.00	\$ 99,345.59		\$ 14.00
HOLM, KRISTINE R.	ELEM Interventionist - Math	\$ 89,129.02	8867.76		\$ 250.00	\$ 98,246.78		\$ 14.00
HOLMER, AARON J.	HS Math Teacher	\$ 89,129.02	14893.45		\$ 250.00	\$ 104,272.47		\$ 14.00
HOLTZ, DEREK S.	ELEM PE Teacher	\$ 70,273.01	20555.58		\$ 250.00	\$ 91,078.59		\$ 14.00
HOLZE, TINA M.	Education Service Specialist	\$ 112,806.60	8981.72	1200	\$ 300.00	\$ 123,288.32	\$ 25.00	\$ 14.00
HOOPER, DEANN P.	ELEM Second Grade Teacher	\$ 85,698.02	33.6		\$ 250.00	\$ 85,981.62		\$ 14.00
HOPKINS-MUEHL, CHRISTINE L.	HS Health Teacher	\$ 89,129.02	8792.16		\$ 250.00	\$ 98,171.18		\$ 14.00
HOPLEY-DEBOER, HOLLY A.	HS Spanish Teacher	\$ 71,134.01	20555.58		\$ 250.00	\$ 91,939.59		\$ 14.00
HOPP, ERICA M.	Cross Categorical Teacher	\$ 58,419.02	20733.3		\$ 250.00	\$ 79,402.32		\$ 14.00
HORGAN, BARBARA L.	ELEM First Grade Teacher	\$ 94,585.01	914.28		\$ 250.00	\$ 95,749.29		\$ 14.00
HORNBERG, ERICK K.	HS Social Studies Teacher	\$ 89,129.02	1092		\$ 250.00	\$ 90,471.02		\$ 14.00
HORTON, JOSHUA R.	MS Interventionist - ELA	\$ 74,692.00	20555.58		\$ 250.00	\$ 95,497.58		\$ 14.00
HOTH, JENNIFER E.	HS FACS Teacher	\$ 70,300.00	14386.26		\$ 250.00	\$ 84,936.26		\$ 14.00
HOUGH, KIMBERLY G.	ELEM Fifth Grade Teacher	\$ 90,912.01	17832.08884		\$ 250.00	\$ 108,994.10		\$ 14.00
HOUGH, SEAN C.	ELEM PE Teacher	\$ 92,764.00	33.6		\$ 250.00	\$ 93,047.60		\$ 14.00
HOVING, KATHRYN A.	HS English Teacher	\$ 79,143.01	33.6		\$ 250.00	\$ 79,426.61		\$ 14.00

Community Unit School District 300

Public Act 097-0609

Compensation Package of \$75,000+ for the 2021-2022 School Year

As of 9/7/2021

Name	Primary Position	Salary w/Pension Contributions	Health, Dental, Vision & Life Insurance	Mileage	HRA Deposit	Total Compensation Package	Vacation/Flex Days/Hours	Sick & Personal Days/Hours
HOWARD, JEANNE L.	Pre-Primary Facilitator	\$ 92,764.00	9839.78		\$ 250.00	\$ 102,853.78		\$ 14.00
HOWE, JEFFREY A.	HS Social Studies Teacher	\$ 85,014.02	11113.15676		\$ 250.00	\$ 96,377.17		\$ 14.00
HUBER, LANCE P.	HS Business Teacher	\$ 102,381.00	21329.71		\$ 250.00	\$ 123,960.71		\$ 14.00
HUERAMO, MARIO	School Social Worker	\$ 60,003.00	18162.17		\$ 250.00	\$ 78,415.17		\$ 14.00
HUNT, ERIC P.	ELEM Assistant Principal	\$ 87,771.43	14092.03	600	\$ 300.00	\$ 102,763.46	\$ 4.00	\$ 14.00
INGOLD, MEGAN M.	HS Math Teacher	\$ 66,321.01	20555.58		\$ 250.00	\$ 87,126.59		\$ 14.00
ISRAEL, NANCY	Supervisory Dean	\$ 84,152.75	5935.84	600	\$ 300.00	\$ 90,988.59	\$ 4.00	\$ 14.00
JACOBS, EMILY S.	HS AVID Teacher	\$ 74,575.00	9344.11		\$ 250.00	\$ 84,169.11		\$ 14.00
JAGIELO, JESSICA	School Counselor	\$ 66,244.01	20733.3		\$ 250.00	\$ 87,227.31		\$ 14.00
JAIME, SONIA	School Social Worker	\$ 61,202.00	14386.26		\$ 250.00	\$ 75,838.26		\$ 14.00
JAKUBOWSKI, MICHAEL	HS Industrial Tech Teacher	\$ 91,048.01	190.44		\$ 250.00	\$ 91,488.45		\$ 14.00
JAMROZY, SHANNON E.	Supervisory Dean	\$ 98,598.91	21355.9	600	\$ 300.00	\$ 120,854.81	\$ 4.00	\$ 14.00
JAVAN, EMILY D.	School Social Worker	\$ 57,673.01	20733.3		\$ 250.00	\$ 78,656.31		\$ 14.00
JENSEN, ERIK G.	Cross Categorical Teacher	\$ 74,575.00	14386.26		\$ 250.00	\$ 89,211.26		\$ 14.00
JIMENEZ ALFARO, MARTA	Speech Pathologist	\$ 79,143.01	5727.26		\$ 250.00	\$ 85,120.27		\$ 14.00
JOHNSON, JACQUELYN M.	Director	\$ 141,007.70	10085.27	2400	\$ 300.00	\$ 153,792.97	\$ 25.00	\$ 14.00
JOHNSON, JASON A.	School Counselor	\$ 89,311.06	33.6		\$ 250.00	\$ 89,594.66		\$ 14.00
JOHNSON, PAMELA A.	ELEM Third Grade Teacher	\$ 106,903.27	15999.43		\$ 250.00	\$ 123,152.70		\$ 14.00
JONES, AMY L.	MS Orchestra Teacher	\$ 80,756.01	16190.53		\$ 250.00	\$ 97,196.54		\$ 14.00
JONES, ELIZABETH S.	Certified Advisor	\$ 66,244.01	8792.16		\$ 250.00	\$ 75,286.17		\$ 14.00
JOSLYN, MATTHEW W.	MS PE Teacher	\$ 62,496.01	18339.89		\$ 250.00	\$ 81,085.90		\$ 14.00
JOYCE, JANE L.	HS FACS Teacher	\$ 66,222.02	8867.76		\$ 250.00	\$ 75,339.78		\$ 14.00
KACZAR, DEBORAH A.	Media Teacher	\$ 73,112.02	14975.38		\$ 250.00	\$ 88,337.40		\$ 14.00
KAISER, MEGAN E.	ELEM Third Grade Teacher	\$ 59,520.00	20555.58		\$ 250.00	\$ 80,325.58		\$ 14.00
KALAMATAS, KATRINA L.	ELEM Interventionist - ELA	\$ 66,321.01	14715.73		\$ 250.00	\$ 81,286.74		\$ 14.00
KALLIERIS, DIMITRIOS J.	MS Assistant Principal	\$ 102,460.45	14377.92	600	\$ 300.00	\$ 117,738.37	\$ 25.00	\$ 14.00
KAMINSKI, ALISON C.	MS Assistant Principal	\$ 96,550.55	190.88	600	\$ 300.00	\$ 97,641.43	\$ 25.00	\$ 14.00
KAMMINGA, SHELLIE L.	MS Math Teacher	\$ 66,222.02	21194.47		\$ 250.00	\$ 87,666.49		\$ 14.00
KAMPHAUSEN, DAWN L.	Cross Categorical Teacher	\$ 89,027.00	20733.3		\$ 250.00	\$ 110,010.30		\$ 14.00
KANN, KATHLEEN M.	ELEM Second Grade Teacher	\$ 92,730.01	10935.43676		\$ 250.00	\$ 103,915.45		\$ 14.00
KAPITAN, SARAH E.	HS Spanish Teacher	\$ 80,725.00	21194.47		\$ 250.00	\$ 102,169.47		\$ 14.00
KAROUMI, AERENIA M.	ELEM Kindergarten Teacher	\$ 84,115.01	15153.1		\$ 250.00	\$ 99,518.11		\$ 14.00
KASPER, MICHAEL J.	MS Band Teacher	\$ 71,706.01	5802.86		\$ 250.00	\$ 77,758.87		\$ 14.00
KATZBECK, JASON K.	ELEM Fifth Grade Dual Language Teacher	\$ 74,692.00	5732.42		\$ 250.00	\$ 80,674.42		\$ 14.00
KEATY, ROBERT J.	HS Math Teacher	\$ 82,467.00	20733.3		\$ 250.00	\$ 103,450.30		\$ 14.00
KENDALL-SMITH, LORI R.	ELEM Third Grade Teacher	\$ 113,202.05	15288.34		\$ 250.00	\$ 128,740.39		\$ 14.00
KENT, LINDA S.	Technology Support Supervisor	\$ 91,248.91	33.6		\$ 250.00	\$ 91,532.51	\$ 15.00	\$ 14.00
KERLEY, AMY M.	ELEM Fifth Grade Teacher	\$ 96,477.00	33.6		\$ 250.00	\$ 96,760.60		\$ 14.00
KESTING, NATALIE Y.	HS Math Teacher	\$ 80,849.01	14975.38		\$ 250.00	\$ 96,074.39		\$ 14.00
KIEFFER, KRISTIN M.	ELEM Third Grade Teacher	\$ 72,558.01	7836.1		\$ 250.00	\$ 80,644.11		\$ 14.00
KING, SAMANTHA K.	School Counselor	\$ 70,300.00	8391.82		\$ 250.00	\$ 78,941.82		\$ 14.00
KINKIN, JULIE A.	MS Math Teacher	\$ 80,111.02	33.6		\$ 250.00	\$ 80,394.62		\$ 14.00
KIPP, ASHLEY M.	Supervisory Dean	\$ 82,503.30	5932.9	600	\$ 300.00	\$ 89,336.20	\$ 4.00	\$ 14.00
KIRCH, BESS C.	Instructional Coach - ELA	\$ 100,374.00	935.16		\$ 250.00	\$ 101,559.16		\$ 14.00
KISIEL, ANNA B.	ELEM ESL Teacher	\$ 82,340.01	14715.73		\$ 250.00	\$ 97,305.74		\$ 14.00
KISSAMIS, JEFF E.	ELEM Fourth Grade Teacher	\$ 87,412.01	14386.26		\$ 250.00	\$ 102,048.27		\$ 14.00

Community Unit School District 300

Public Act 097-0609

Compensation Package of \$75,000+ for the 2021-2022 School Year

As of 9/7/2021

Name	Primary Position	Salary w/Pension Contributions	Health, Dental, Vision & Life Insurance	Mileage	HRA Deposit	Total Compensation Package	Vacation/Flex Days/Hours	Sick & Personal Days/Hours
KLEIN, ALICIA L.	HS Social Studies Teacher	\$ 62,496.01	21194.47		\$ 250.00	\$ 83,940.48		\$ 14.00
KLEINER, LINDA L.	MS Language Arts Teacher	\$ 68,922.01	20292.91		\$ 250.00	\$ 89,464.92		\$ 14.00
KLINN, NORMA	Education Service Specialist	\$ 104,216.49	206.04	1200	\$ 300.00	\$ 105,922.53	\$ 25.00	\$ 14.00
KLOTTER, MEGAN E.	ELEM Second Grade Teacher	\$ 73,226.01	21016.75		\$ 250.00	\$ 94,492.76		\$ 14.00
KMIECIAK, JANET E.	ELEM Interventionist - Math	\$ 109,020.01	20868.54		\$ 250.00	\$ 130,138.55		\$ 14.00
KOBOS, FRED	Tech Systems/WAN Manager	\$ 94,739.53	16190.53		\$ 250.00	\$ 111,180.06	\$ 20.00	\$ 14.00
KOLAKOWSKI, BARBARA M.	Vision Impaired Teacher	\$ 64,945.01	14975.38		\$ 250.00	\$ 80,170.39		\$ 14.00
KONAJESKI, NANNETTE L.	HS Spanish Teacher	\$ 79,143.01	1092		\$ 250.00	\$ 80,485.01		\$ 14.00
KOPETSKY, TRACI L.	MS PE Teacher	\$ 106,518.01	14208.54		\$ 250.00	\$ 120,976.55		\$ 14.00
KOS, ALISON E.	Dir of Curriculum & Prof Dev	\$ 127,715.38	409.74	2400	\$ 300.00	\$ 130,825.12	\$ 25.00	\$ 14.00
KOSI, LISA	Speech Pathologist	\$ 76,097.02	21016.75		\$ 250.00	\$ 97,363.77		\$ 14.00
KOTECKI, BRITT K.	School Social Worker	\$ 77,619.01	21016.75		\$ 250.00	\$ 98,885.76		\$ 14.00
KOURI, DOUGLAS W.	MS Assistant Principal	\$ 104,508.81	14382.06	600	\$ 300.00	\$ 119,790.87	\$ 25.00	\$ 14.00
KOVAR, MICHELLE D.	Finance Manager	\$ 81,074.98	14386.26		\$ 250.00	\$ 95,711.24	\$ 15.00	\$ 14.00
KOVAR, ROBYN M.	MS Social Studies Teacher	\$ 59,520.00	20555.58		\$ 250.00	\$ 80,325.58		\$ 14.00
KOVELL, ERIN M.	Primary Grade Classroom Specialist	\$ 69,001.00	14208.54		\$ 250.00	\$ 83,459.54		\$ 14.00
KRAUSE, GARY A.	Tech Systems/WAN Manager	\$ 95,400.69	14386.26		\$ 250.00	\$ 110,036.95	\$ 20.00	\$ 14.00
KREPEL, JEFFREY D.	School Psychologist	\$ 68,951.94	7911.7		\$ 250.00	\$ 77,113.64		\$ 14.00
KREPEL, JULIE D.	Cross Categorical Teacher	\$ 77,590.01	8792.16		\$ 250.00	\$ 86,632.17		\$ 14.00
KRIBS, STACY L.	Cross Categorical Teacher	\$ 65,716.01	16177.15		\$ 250.00	\$ 82,143.16		\$ 14.00
KRIEDEL, LESLEE A.	Cross Categorical Tchr - Resource - EL	\$ 71,134.01	14208.54		\$ 250.00	\$ 85,592.55		\$ 14.00
KRONBERG, KRISTIN	HS English Teacher	\$ 58,353.01	20733.3		\$ 250.00	\$ 79,336.31		\$ 14.00
KROTZER, PAUL A.	HS Art Teacher	\$ 73,112.02	14051.7		\$ 250.00	\$ 87,413.72		\$ 14.00
KUHN, WHITFORD P.	MS Interventionist - Math	\$ 71,134.01	19674.9		\$ 250.00	\$ 91,058.91		\$ 14.00
KUMM, PATRICIA M.	ELEM Second Grade Teacher	\$ 92,730.01	20733.3		\$ 250.00	\$ 113,713.31		\$ 14.00
LA BRIE III, LEO R.	MS Principal	\$ 127,715.38	9902.24	1200	\$ 300.00	\$ 139,117.62	\$ 25.00	\$ 14.00
LA GRIPPE, SUSAN M.	MS Science Teacher	\$ 106,518.01	9469.39		\$ 250.00	\$ 116,237.40		\$ 14.00
LA RUE, DEBRA J.	ELEM Interventionist - ELA	\$ 100,374.00	10379.71676		\$ 250.00	\$ 111,003.72		\$ 14.00
LA RUE, LAURA K.	HS Art Teacher	\$ 76,999.01	33.6		\$ 250.00	\$ 77,282.61		\$ 14.00
LAIPLLE, MAREN J.	ELEM First Grade Teacher	\$ 96,511.01	7836.1		\$ 250.00	\$ 104,597.11		\$ 14.00
LANGTON, MATTHEW R.	MS Assistant Principal-Instruction	\$ 94,658.24	21348.5	600	\$ 300.00	\$ 116,906.74	\$ 25.00	\$ 14.00
LAROCCO, JENNIFER L.	ELEM Third Grade Teacher	\$ 94,585.01	20733.3		\$ 250.00	\$ 115,568.31		\$ 14.00
LARSON, DESIREE L.	Certified Technology Support	\$ 68,895.01	13398.3		\$ 250.00	\$ 82,543.31		\$ 14.00
LARSON, SUSAN M.	ELEM Fourth Grade Teacher	\$ 89,161.02	8792.16		\$ 250.00	\$ 98,203.18		\$ 14.00
LEIB, ERIN L.	Speech Pathologist	\$ 80,756.01	9525.6		\$ 250.00	\$ 90,531.61		\$ 14.00
LEIBENGOOD, JULIE A.	ELEM Fourth Grade Teacher	\$ 102,381.00	10309.51		\$ 250.00	\$ 112,940.51		\$ 14.00
LEIFELD, SHANE M.	HS Social Studies Teacher	\$ 85,014.02	20555.58		\$ 250.00	\$ 105,819.60		\$ 14.00
LEITON, MIRIAM	ELEM Third Grade Dual Language Teacher	\$ 64,427.00	13952.1		\$ 250.00	\$ 78,629.10		\$ 14.00
LEMANSKI, RYAN K.	Education Service Specialist	\$ 110,594.52	18525.07	1200	\$ 300.00	\$ 130,619.59	\$ 25.00	\$ 14.00
LEMLEY, KALYNN M.	ELEM Second Grade Teacher	\$ 80,725.00	21194.47		\$ 250.00	\$ 102,169.47		\$ 14.00
LENTZ, JASON D.	MS Principal	\$ 143,828.57	9594.79	1200	\$ 300.00	\$ 154,923.36	\$ 25.00	\$ 14.00
LEONARD, SHANNON E.	ELEM Fourth Grade Teacher	\$ 78,540.01	20555.58		\$ 250.00	\$ 99,345.59		\$ 14.00
LEPKOWSKI, ALEXANDER J.	HS Math Teacher	\$ 60,779.00	14208.54		\$ 250.00	\$ 75,237.54		\$ 14.00
LESCHMAN, SHALON K.	Certified Advisor	\$ 61,716.25	14386.26		\$ 250.00	\$ 76,352.51		\$ 14.00
LESKO, SHANNON A.	MS Language Arts Teacher	\$ 76,097.02	914.28		\$ 250.00	\$ 77,261.30		\$ 14.00
LEVY, LISA A.	ELEM ESL Teacher	\$ 87,513.01	20555.58		\$ 250.00	\$ 108,318.59		\$ 14.00

Community Unit School District 300

Public Act 097-0609

Compensation Package of \$75,000+ for the 2021-2022 School Year

As of 9/7/2021

Name	Primary Position	Salary w/Pension Contributions	Health, Dental, Vision & Life Insurance	Mileage	HRA Deposit	Total Compensation Package	Vacation/Flex Days/Hours	Sick & Personal Days/Hours
LEWARCHICK, KRISTEN A.	ELEM ESL Teacher	\$ 87,380.01	14386.26		\$ 250.00	\$ 102,016.27		\$ 14.00
LICHTENHELD, ALLISON E.	Media Teacher	\$ 67,647.01	8792.16		\$ 250.00	\$ 76,689.17		\$ 14.00
LIGHT, KRISTIN E.	ELEM Fourth Grade Teacher	\$ 82,340.01	21016.75		\$ 250.00	\$ 103,606.76		\$ 14.00
LINDAHL, DANIEL A.	Division Head	\$ 112,806.59	223.16	600	\$ 300.00	\$ 113,929.75	\$ 4.00	\$ 14.00
LINDEN, NICHOLAS M.	HS Industrial Tech Teacher	\$ 86,713.01	14208.54		\$ 250.00	\$ 101,171.55		\$ 14.00
LINDLEY, ANDREW J.	Division Head	\$ 104,216.48	10189.54	600	\$ 300.00	\$ 115,306.02	\$ 4.00	\$ 14.00
LIPPERER, JESSICA L.	Vision Impaired Teacher	\$ 61,271.02	20733.3		\$ 250.00	\$ 82,254.32		\$ 14.00
LIS, ANTHONY J.	School Counselor	\$ 79,143.01	21194.47		\$ 250.00	\$ 100,587.48		\$ 14.00
LISS, ASHLEY E.	Certified Technology Support	\$ 61,271.02	14893.45		\$ 250.00	\$ 76,414.47		\$ 14.00
LOGA, TINA P.	School Social Worker	\$ 76,069.01	9344.11		\$ 250.00	\$ 85,663.12		\$ 14.00
LONDON, WADE M.	Technology Support	\$ 80,857.17	20555.58		\$ 250.00	\$ 101,662.75	\$ 160.00	\$ 14.00
LONGO, LUKE A.	Emotional Disorder Teacher	\$ 62,496.01	20398.74		\$ 250.00	\$ 83,144.75		\$ 14.00
LOPEZ, YOLANDA P.	ELEM ESL Teacher	\$ 76,999.01	20555.58		\$ 250.00	\$ 97,804.59		\$ 14.00
LOUIS, SHARON	HS FACS Teacher	\$ 77,590.01	33.6		\$ 250.00	\$ 77,873.61		\$ 14.00
LOVAGLIA, JOANNE K.	ELEM First Grade Teacher	\$ 68,895.01	15153.1		\$ 250.00	\$ 84,298.11		\$ 14.00
LUCAS, MELISSA A.	Cross Categorical Teacher	\$ 76,999.01	14208.54		\$ 250.00	\$ 91,457.55		\$ 14.00
LUKASIK, JACKIE M.	Cross Categorical Teacher	\$ 106,518.01	20868.54		\$ 250.00	\$ 127,636.55		\$ 14.00
LUPO, JENNIFER L.	ELEM Kindergarten Teacher	\$ 85,798.00	21194.47		\$ 250.00	\$ 107,242.47		\$ 14.00
LUTES, AMY E.	HS Business Teacher	\$ 60,779.00	14975.38		\$ 250.00	\$ 76,004.38		\$ 14.00
MACK, KATHLEEN E.	MS Science Teacher	\$ 60,710.01	21194.47		\$ 250.00	\$ 82,154.48		\$ 14.00
MAHER, LINDA S.	ELEM Fourth Grade Teacher	\$ 104,429.02	14386.26		\$ 250.00	\$ 119,065.28		\$ 14.00
MAHONEY, PAMELA S.	Pre-Primary Spec Ed Teacher	\$ 87,380.01	14893.45		\$ 250.00	\$ 102,523.46		\$ 14.00
MAINOLFI, KELLIE A.	HS Assistant Principal	\$ 110,594.52	20740.76	600	\$ 300.00	\$ 132,235.28	\$ 25.00	\$ 14.00
MAJEWSKI, STEPHEN M.	MS Social Studies Teacher	\$ 58,827.01	20555.58		\$ 250.00	\$ 79,632.59		\$ 14.00
MANNELLA, MICHELE L.	ELEM Fifth Grade Teacher	\$ 94,619.02	10935.43676		\$ 250.00	\$ 105,804.45		\$ 14.00
MARCHETTI, JAMIE L.	ELEM Fourth Grade Teacher	\$ 80,725.00	14208.54		\$ 250.00	\$ 95,183.54		\$ 14.00
MARINAS, KATHRYN S.	ELEM Second Grade Teacher	\$ 79,172.01	21194.47		\$ 250.00	\$ 100,616.48		\$ 14.00
MARKHAM, LYDIA L.	Certified Advisor	\$ 80,725.00	8537.64		\$ 250.00	\$ 89,512.64		\$ 14.00
MARLOWE, KATIE E.	ELEM Second Grade Teacher	\$ 76,097.02	9839.78		\$ 250.00	\$ 86,186.80		\$ 14.00
MARSHALL, ABBY J.	Cross Categorical Teacher	\$ 67,647.01	15153.1		\$ 250.00	\$ 83,050.11		\$ 14.00
MARTENS, DANIEL R.	MS PE Teacher	\$ 91,048.01	9423.656764		\$ 250.00	\$ 100,721.67		\$ 14.00
MARTINO, FAITH A.	MS Exploratory Teacher	\$ 85,698.02	14208.54		\$ 250.00	\$ 100,156.56		\$ 14.00
MARTINSEN, JESSICA A.	ELEM Assistant Principal	\$ 87,771.43	20873.23	600	\$ 300.00	\$ 109,544.66	\$ 4.00	\$ 14.00
MASON, DEBORAH L.	Director of Transportation	\$ 99,104.68	1264.44	2400	\$ 300.00	\$ 103,069.12	\$ 25.00	\$ 14.00
MASON, GREGORY J.	HS Social Studies Teacher	\$ 71,678.01	20555.58		\$ 250.00	\$ 92,483.59		\$ 14.00
MASTALERZ, CHRISTOPHER	MS Art Teacher	\$ 79,143.01	1092		\$ 250.00	\$ 80,485.01		\$ 14.00
MATHER, HEATHER M.	ELEM ESL Teacher	\$ 66,244.01	10017.5		\$ 250.00	\$ 76,511.51		\$ 14.00
MATHISEN, LINDSEY A.	HS English Teacher	\$ 57,210.01	20555.58		\$ 250.00	\$ 78,015.59		\$ 14.00
MAUGER, ELIZABETH L.	ELEM Interventionist - Math	\$ 85,798.00	15999.43		\$ 250.00	\$ 102,047.43		\$ 14.00
MAZANEK, EILEEN L.	Division Head	\$ 100,169.23	8957.07	600	\$ 300.00	\$ 110,026.30	\$ 4.00	\$ 14.00
McCURDY, NICOLE K.	School Social Worker	\$ 82,371.00	20555.58		\$ 250.00	\$ 103,176.58		\$ 14.00
MCDUGALL, GINA M.	Cross Categorical Teacher	\$ 106,518.01	15153.1		\$ 250.00	\$ 121,921.11		\$ 14.00
MCGINN, ANTHONY J.	Chief	\$ 121,450.95	9011.46	2400	\$ 300.00	\$ 133,162.41	\$ 25.00	\$ 14.00
McKENNEY, MATTHEW N.	HS Science Teacher	\$ 74,575.00	14386.26		\$ 250.00	\$ 89,211.26		\$ 14.00
McKINNEY, ELIZABETH A.	School Counselor	\$ 71,178.82	14386.26		\$ 250.00	\$ 85,815.08		\$ 14.00
MCMAHON, KARA K.	Deputy Superintendent	\$ 227,507.69	21097.5	2400	\$ 300.00	\$ 251,305.19	\$ 25.00	\$ 14.00

Community Unit School District 300

Public Act 097-0609

Compensation Package of \$75,000+ for the 2021-2022 School Year

As of 9/7/2021

Name	Primary Position	Salary w/Pension Contributions	Health, Dental, Vision & Life Insurance	Mileage	HRA Deposit	Total Compensation Package	Vacation/Flex Days/Hours	Sick & Personal Days/Hours
McNEES, SCOTT M.	HS Science Teacher	\$ 57,297.02	20555.58		\$ 250.00	\$ 78,102.60		\$ 14.00
MEAR, ANDREA C.	Instructional Coach - ELA	\$ 64,923.02	20555.58		\$ 250.00	\$ 85,728.60		\$ 14.00
MEDCALF, KATHERINE	MS Interventionist - Math	\$ 70,300.00	8867.76		\$ 250.00	\$ 79,417.76		\$ 14.00
MEDINA, CATHERINE E.	Cross Categorical Teacher	\$ 80,849.01	10487.23		\$ 250.00	\$ 91,586.24		\$ 14.00
MEDINA, FERNANDO	HS Industrial Tech Teacher	\$ 74,008.00	9682.94		\$ 250.00	\$ 83,940.94		\$ 14.00
MELFI, JACK A.	HS American Sign Language	\$ 90,216.01	14208.54		\$ 125.00	\$ 104,549.55		\$ 14.00
MERK, MICHELLE M.	MS Exploratory Teacher	\$ 67,647.01	20555.58		\$ 250.00	\$ 88,452.59		\$ 14.00
MEYER, REBECCA J.	ELEM PE Teacher	\$ 81,602.41	21016.75		\$ 250.00	\$ 102,869.16		\$ 14.00
MICELI-RANDOLPH, VICTORIA R.	School Psychologist	\$ 105,798.19	20136.07		\$ 250.00	\$ 126,184.26		\$ 14.00
MICHALSKI, MATTHEW A.	HS Social Studies Teacher	\$ 81,713.01	14715.73		\$ 250.00	\$ 96,678.74		\$ 14.00
MICKLE, JONATHAN W.	Facilities Manager	\$ 103,397.55	14567.56	600	\$ 300.00	\$ 118,865.11	\$ 25.00	\$ 14.00
MILADINOVIC, VERA	Education Service Specialist	\$ 108,425.27	6207.41	1200	\$ 300.00	\$ 116,132.68	\$ 25.00	\$ 14.00
MILLARD, KIMBERLY M.	Cross Categorical Teacher	\$ 73,112.02	14160.01		\$ 250.00	\$ 87,522.03		\$ 14.00
MILLER, KIM M.	ELEM First Grade Dual Language Teacher	\$ 100,374.00	9839.78		\$ 250.00	\$ 110,463.78		\$ 14.00
MINOR, STEPHANIE A.	School Psychologist	\$ 82,373.08	5802.86		\$ 250.00	\$ 88,425.94		\$ 14.00
MIRANDA, JENNIFER A.	School Psychologist	\$ 73,170.82	14208.54		\$ 250.00	\$ 87,629.36		\$ 14.00
MIRON, LUC J.	ELEM Interventionist - Math	\$ 92,623.00	20555.58		\$ 250.00	\$ 113,428.58		\$ 14.00
MITCHELL, STACEY L.	Media Teacher	\$ 85,698.02	20733.3		\$ 250.00	\$ 106,681.32		\$ 14.00
MOCKUS, ANDREA L.	Pre-School For All	\$ 85,698.02	14715.73		\$ 250.00	\$ 100,663.75		\$ 14.00
MOELLER, MARK P.	School Psychologist	\$ 70,327.19	8792.16		\$ 250.00	\$ 79,369.35		\$ 14.00
MOHUNDRO, AMANDA S.	Primary Grade Classroom Specialist-ESL	\$ 67,571.01	20555.58		\$ 250.00	\$ 88,376.59		\$ 14.00
MORA, EBERTO	Associate Superintendent	\$ 173,683.52	16494.72	2400	\$ 300.00	\$ 192,878.24	\$ 25.00	\$ 14.00
MORAN, TIMOTHY R.	HS Social Studies Teacher	\$ 58,353.01	20398.74		\$ 250.00	\$ 79,001.75		\$ 14.00
MORRISON, AMY	ELEM Interventionist - ELA	\$ 104,826.77	9344.11		\$ 250.00	\$ 114,420.88		\$ 14.00
MUDGE, BETH H.	Speech Pathologist	\$ 82,340.01	10017.5		\$ 250.00	\$ 92,607.51		\$ 14.00
MUELLER, BRIAN F.	Cross Categorical Teacher	\$ 92,730.01	13063.57		\$ 250.00	\$ 106,043.58		\$ 14.00
MUELLER, THERESE E.	ELEM First Grade Teacher	\$ 81,713.01	14715.73		\$ 250.00	\$ 96,678.74		\$ 14.00
MULLEN, KELLY A.	HS English Teacher	\$ 88,447.01	1227.24		\$ 250.00	\$ 89,924.25		\$ 14.00
MUNOZ, MARLENE	ELEM Assistant Principal	\$ 89,527.47	14352.21	600	\$ 300.00	\$ 104,779.68	\$ 4.00	\$ 14.00
MUNOZ-GARCIA, LUZ S.	ELEM Second Grade Dual Language Teacher	\$ 87,380.01	14229.42		\$ 250.00	\$ 101,859.43		\$ 14.00
MURO, DALILA	ELEM Interventionist - Bilingual	\$ 71,134.01	18162.17		\$ 250.00	\$ 89,546.18		\$ 14.00
MURPHY, KELLEY S.	Elementary Principal	\$ 113,412.09	8027.14	1200	\$ 300.00	\$ 122,939.23	\$ 25.00	\$ 14.00
MURPHY, NICHOLE M.	Media Teacher	\$ 84,017.01	5727.26		\$ 250.00	\$ 89,994.27		\$ 14.00
MURRAY, JAMES E.	Maintenance-Trades G-II	\$ 63,869.83	20719.86		\$ -	\$ 84,589.69	\$ 80.00	\$ 14.00
MURRAY, ROBERT J.	Cross Categorical Teacher	\$ 85,667.01	20733.3		\$ 250.00	\$ 106,650.31		\$ 14.00
NACKE, SHELLEY A.	Assist Supt Ed Services	\$ 199,506.60	9131.59	2400	\$ 300.00	\$ 211,338.19	\$ 25.00	\$ 14.00
NANGLE, KATE A.	ELEM Third Grade Teacher	\$ 100,374.00	10379.71676		\$ 250.00	\$ 111,003.72		\$ 14.00
NAPPER, DANIEL J.	HS English Teacher	\$ 64,427.00	13728.42		\$ 250.00	\$ 78,405.42		\$ 14.00
NAVARRO, MARIA S.	Instructional Coach - Language	\$ 106,518.01	26772.55492		\$ 250.00	\$ 133,540.57		\$ 14.00
NEENAN, ELIZABETH A.	Speech Pathologist	\$ 74,604.00	5802.86		\$ 250.00	\$ 80,656.86		\$ 14.00
NEGI, KATHLEEN A.	ELEM Second Grade Teacher	\$ 69,740.01	21194.47		\$ 250.00	\$ 91,184.48		\$ 14.00
NEITZEL, CATHRYN L.	ELEM First Grade Teacher	\$ 89,161.02	13991.89		\$ 250.00	\$ 103,402.91		\$ 14.00
NELIS, THERESA A.	School Social Worker	\$ 96,511.01	20733.3		\$ 250.00	\$ 117,494.31		\$ 14.00
NELSON, ASHLEY E.	HS Alternative Learn Op Coach	\$ 67,545.00	14715.73		\$ 250.00	\$ 82,510.73		\$ 14.00
NELSON, MATTHEW J.	ELEM PE Teacher	\$ 87,380.01	21194.47		\$ 250.00	\$ 108,824.48		\$ 14.00
NELSON, NICOLE M.	Emotional Disorder Teacher	\$ 74,604.00	7765.66		\$ 250.00	\$ 82,619.66		\$ 14.00

Community Unit School District 300

Public Act 097-0609

Compensation Package of \$75,000+ for the 2021-2022 School Year

As of 9/7/2021

Name	Primary Position	Salary w/Pension Contributions	Health, Dental, Vision & Life Insurance	Mileage	HRA Deposit	Total Compensation Package	Vacation/Flex Days/Hours	Sick & Personal Days/Hours
NEWTON, THERESA M.	ELEM Interventionist - Math	\$ 90,945.01	21194.47		\$ 250.00	\$ 112,389.48		\$ 14.00
NICHOLS, MEGAN C.	Speech Pathologist	\$ 64,923.02	13346.53		\$ 250.00	\$ 78,519.55		\$ 14.00
NICKOL, KRISTEN M.	School Social Worker	\$ 63,675.00	14160.01		\$ 250.00	\$ 78,085.01		\$ 14.00
NIEMIEC, BRYNN	MS Math Teacher	\$ 82,340.01	14208.54		\$ 250.00	\$ 96,798.55		\$ 14.00
NIETO, PILAR	ELEM Kindergarten Dual Language Teacher	\$ 74,692.00	9419.71		\$ 250.00	\$ 84,361.71		\$ 14.00
NOLAN, JENNIFER G.	Certified Advisor	\$ 90,638.82	21016.75		\$ 250.00	\$ 111,905.57		\$ 14.00
NORKUS, KATE E.	HS Art Teacher	\$ 78,540.01	33.6		\$ 250.00	\$ 78,823.61		\$ 14.00
NOSBISCH, REED S.	Cross Categorical Teacher	\$ 92,869.00	20868.54		\$ 250.00	\$ 113,987.54		\$ 14.00
NOSEWICZ, JOHN P.	School Psychologist	\$ 100,451.63	13952.1		\$ 250.00	\$ 114,653.73		\$ 14.00
NOTTOLINI, CHARLENE D.	HS English Teacher	\$ 77,590.01	20555.58		\$ 250.00	\$ 98,395.59		\$ 14.00
NOWAK, DAVID R.	Coordinator	\$ 112,806.60	20745.14	1200	\$ 300.00	\$ 135,051.74	\$ 25.00	\$ 14.00
NUNEZ, SHANNON K.	Bilingual Special Ed Teacher	\$ 77,590.01	13484.7		\$ 250.00	\$ 91,324.71		\$ 14.00
O'BRIEN, KATHRYN M.	HS Math Teacher	\$ 68,922.01	9419.71		\$ 250.00	\$ 78,591.72		\$ 14.00
O'BRIEN, PATRICK C.	HS Social Studies Teacher	\$ 87,380.01	33.6		\$ 250.00	\$ 87,663.61		\$ 14.00
O'CONNOR, MICHAEL C.	ELEM Fourth Grade Teacher	\$ 76,097.02	33.6		\$ 250.00	\$ 76,380.62		\$ 14.00
ODENTHAL, KATIE N.	MS Alternative Learn Op Coach	\$ 67,571.01	18339.89		\$ 250.00	\$ 86,160.90		\$ 14.00
O'DONNELL, AMY G.	ELEM Third Grade Teacher	\$ 68,895.01	14386.26		\$ 250.00	\$ 83,531.27		\$ 14.00
OEFFLING, SHARON K.	School Social Worker	\$ 90,945.01	20555.58		\$ 250.00	\$ 111,750.59		\$ 14.00
OESTERREICH, NANCY L.	Director	\$ 110,594.52	9052.94	2400	\$ 300.00	\$ 122,347.46	\$ 25.00	\$ 14.00
O'HARA, MELISSA J.	ELEM Third Grade Teacher	\$ 67,545.00	20733.3		\$ 250.00	\$ 88,528.30		\$ 14.00
O'KEEFE, COLLEEN	Chief Legal Counsel	\$ 217,850.06	10354.38	2400	\$ 300.00	\$ 230,904.44	\$ 25.00	\$ 14.00
OLIVER, MICHELLE C.	MS Science Teacher	\$ 66,222.02	9583.34		\$ 250.00	\$ 76,055.36		\$ 14.00
OLLER, REBECCA A.	School Social Worker	\$ 71,706.01	14386.26		\$ 250.00	\$ 86,342.27		\$ 14.00
OLSON, JOAN L.	Speech Pathologist	\$ 84,017.01	9419.71		\$ 125.00	\$ 93,561.72		\$ 14.00
OPELS, DANIEL J.	Director of Facilities	\$ 143,007.21	20819.24	2400	\$ 300.00	\$ 166,526.45	\$ 25.00	\$ 14.00
O'REILLY, JENNIFER M.	ELEM Pre-Primary Teacher	\$ 70,382.01	6282.98		\$ 250.00	\$ 76,914.99		\$ 14.00
ORTIZ, CARMEN L.	ELEM Interventionist - Bilingual	\$ 82,340.01	10487.23		\$ 250.00	\$ 93,077.24		\$ 14.00
OZARKA, NICHOLAS J.	HS Science Teacher	\$ 63,675.00	18162.17		\$ 250.00	\$ 82,087.17		\$ 14.00
PAALMAN, PAULINE M.	Cross Categorical Teacher	\$ 63,746.01	14715.73		\$ 250.00	\$ 78,711.74		\$ 14.00
PALOMBIT, DANIEL W.	Coordinator	\$ 124,267.65	20945.87	1200	\$ 300.00	\$ 146,713.52	\$ 25.00	\$ 14.00
PARISE, ANTHONY P.	MS Social Studies Teacher	\$ 89,129.02	20555.58		\$ 250.00	\$ 109,934.60		\$ 14.00
PARISI, THOMAS J.	Director	\$ 141,014.30	9113.27	2400	\$ 300.00	\$ 152,827.57	\$ 25.00	\$ 14.00
PARMAN, LAURA L.	HS FACS Teacher	\$ 102,264.00	16368.25		\$ 250.00	\$ 118,882.25		\$ 14.00
PARTRIDGE, SARAH C.	ELEM Fifth Grade Teacher	\$ 64,427.00	20555.58		\$ 250.00	\$ 85,232.58		\$ 14.00
PASCO, ANNE H.	Assistant Superintendent	\$ 151,201.10	20998.76	2400	\$ 300.00	\$ 174,899.86	\$ 25.00	\$ 14.00
PASQUALE, MARY A.	Division Head	\$ 100,169.23	7676.05	600	\$ 300.00	\$ 108,745.28	\$ 4.00	\$ 14.00
PENAR, AMY M.	School Social Worker	\$ 66,222.02	20555.58		\$ 250.00	\$ 87,027.60		\$ 14.00
PEREZ, MINERVA C.	ELEM ESL Teacher	\$ 106,518.01	14893.45		\$ 250.00	\$ 121,661.46		\$ 14.00
PESTEL, LYNETTE D.	Speech Pathologist	\$ 90,912.01	7836.1		\$ 250.00	\$ 98,998.11		\$ 14.00
PETERSEN, DORENE S.	ELEM Fourth Grade Teacher	\$ 106,518.01	14715.73		\$ 250.00	\$ 121,483.74		\$ 14.00
PETERSEN, WILLIAM K.	HS Social Studies Teacher	\$ 90,216.01	5852.54		\$ 250.00	\$ 96,318.55		\$ 14.00
PETERSON, BRIAN K.	HS Assistant Principal	\$ 110,594.52	15078.63	600	\$ 300.00	\$ 126,573.15	\$ 25.00	\$ 14.00
PETERSON, KATHERINE C.	HS Social Studies Teacher	\$ 79,143.01	9525.6		\$ 250.00	\$ 88,918.61		\$ 14.00
PFLERER, MARY J.	Primary Grade Classroom Specialist	\$ 106,518.01	21016.75		\$ 250.00	\$ 127,784.76		\$ 14.00
PICOLOTTI, HEATHER A.	MS Language Arts Teacher	\$ 74,692.00	14715.73		\$ 250.00	\$ 89,657.73		\$ 14.00
PIEPER, JENNIFER L.	Cross Categorical Teacher	\$ 77,590.01	5727.26		\$ 250.00	\$ 83,567.27		\$ 14.00

Community Unit School District 300

Public Act 097-0609

Compensation Package of \$75,000+ for the 2021-2022 School Year

As of 9/7/2021

Name	Primary Position	Salary w/Pension Contributions	Health, Dental, Vision & Life Insurance	Mileage	HRA Deposit	Total Compensation Package	Vacation/Flex Days/Hours	Sick & Personal Days/Hours
PITTNER, STEVEN M.	MS Social Studies Teacher	\$ 102,419.01	1227.24		\$ 250.00	\$ 103,896.25		\$ 14.00
PIZZOLATO, KRISTINE M.	MS Math Teacher	\$ 82,371.00	33.6		\$ 250.00	\$ 82,654.60		\$ 14.00
PLUMMER, MICHELLE R.	MS Math Teacher	\$ 71,134.01	5732.42		\$ 250.00	\$ 77,116.43		\$ 14.00
POCIASK, DAWN S.	ELEM Fifth Grade Teacher	\$ 85,667.01	14975.38		\$ 250.00	\$ 100,892.39		\$ 14.00
POGGENSEE, TIA L.	School Social Worker	\$ 74,575.00	20733.3		\$ 250.00	\$ 95,558.30		\$ 14.00
POKORNY, KEVIN W.	ELEM Fifth Grade Teacher	\$ 102,419.01	21016.75		\$ 250.00	\$ 123,685.76		\$ 14.00
POLICHT, ALEXIA	School Counselor	\$ 85,667.01	14160.01		\$ 250.00	\$ 100,077.02		\$ 14.00
PONTE, GASPAR G.	MS Dual Language	\$ 82,371.00	9839.78		\$ 250.00	\$ 92,460.78		\$ 14.00
POOL, NICOLAS D.	MS Assistant Principal	\$ 98,481.31	5888.53	600	\$ 300.00	\$ 105,269.84	\$ 25.00	\$ 14.00
POORE, JANET L.	Cross Categorical Teacher	\$ 64,503.01	14715.73		\$ 250.00	\$ 79,468.74		\$ 14.00
POPE, NICHOLAS J.	HS Math Teacher	\$ 74,692.00	16177.15		\$ 250.00	\$ 91,119.15		\$ 14.00
PORSCHKE, BRITTANY S.	Elementary Principal	\$ 127,721.97	21236.05	1200	\$ 300.00	\$ 150,458.02	\$ 25.00	\$ 14.00
PORTER, JENNIFER A.	Chief Financial Officer	\$ 188,368.13	21518.69	2400	\$ 300.00	\$ 212,586.82	\$ 25.00	\$ 14.00
PRANTALOS, CAREY D.	MS Math Teacher	\$ 58,443.02	20555.58		\$ 250.00	\$ 79,248.60		\$ 14.00
PREHN, ROBERT J.	Maintenance-Trades G-II	\$ 66,863.40	14481.82		\$ -	\$ 81,345.22	\$ 80.00	\$ 14.00
PROSSER, PATRICIA A.	HS Science Teacher	\$ 70,273.01	14208.54		\$ 250.00	\$ 84,731.55		\$ 14.00
QUEFFELEC, JILL M.	School Social Worker	\$ 106,518.01	20555.58		\$ 250.00	\$ 127,323.59		\$ 14.00
QUENETT, ELAINE M.	MS Math Teacher	\$ 66,244.01	21016.75		\$ 250.00	\$ 87,510.76		\$ 14.00
QUICK, HEATHER J.	Cross Categorical Teacher	\$ 71,678.01	5802.86		\$ 250.00	\$ 77,730.87		\$ 14.00
QUIRINA, JENNIFER J.	School Social Worker	\$ 66,244.01	14386.26		\$ 250.00	\$ 80,880.27		\$ 14.00
QUITNO, ROBERT A.	HS Assistant Principal	\$ 127,039.56	14426.23	600	\$ 300.00	\$ 142,365.79	\$ 25.00	\$ 14.00
RAHN, KEVIN M.	ELEM Fourth Grade Teacher	\$ 92,730.01	13952.1		\$ 250.00	\$ 106,932.11		\$ 14.00
RAISTRICK, MARK T.	HS PE Teacher	\$ 60,071.00	14893.45		\$ 250.00	\$ 75,214.45		\$ 14.00
RANDL, JAMIE J.	Education Service Specialist	\$ 108,425.27	14389.41	1200	\$ 300.00	\$ 124,314.68	\$ 25.00	\$ 14.00
RANDL, RONDA L.	ELEM First Grade Teacher	\$ 77,590.01	14386.26		\$ 250.00	\$ 92,226.27		\$ 14.00
RATH, TAMMY L.	ELEM Third Grade Teacher	\$ 82,340.01	16190.53		\$ 250.00	\$ 98,780.54		\$ 14.00
RATNER, JENNI M.	Secretary to the Principal	\$ 57,000.10	20719.86		\$ -	\$ 77,719.96	\$ 200.00	\$ 14.00
RAY, KELLY A.	Cross Categorical Teacher	\$ 73,112.02	8792.16		\$ 250.00	\$ 82,154.18		\$ 14.00
RAYMOND, JOHN W.	Speech Pathologist	\$ 102,791.60	14122.14		\$ 250.00	\$ 117,163.74		\$ 14.00
RAYNER, CHRISTINA A.	MS Interventionist	\$ 89,161.02	20555.58		\$ 250.00	\$ 109,966.60		\$ 14.00
REGUL, NANCY L.	ELEM Assistant Principal	\$ 99,948.05	14879.67	600	\$ 300.00	\$ 115,727.72	\$ 4.00	\$ 14.00
REIBEL, JONATHON R.	HS English Teacher	\$ 62,426.01	13952.1		\$ 250.00	\$ 76,628.11		\$ 14.00
REID, JENNIFER M.	Speech Pathologist	\$ 79,172.01	20733.3		\$ 250.00	\$ 100,155.31		\$ 14.00
REIG, DAWN S.	MS Assistant Principal	\$ 137,894.52	9153.89	600	\$ 300.00	\$ 147,948.41	\$ 25.00	\$ 14.00
REINCKE, ANGELA L.	Elementary Principal	\$ 137,939.72	10316.85	1200	\$ 300.00	\$ 149,756.57	\$ 25.00	\$ 14.00
RENDONE, LISA M.	Cross Categorical Teacher	\$ 78,623.19	0		\$ 250.00	\$ 78,873.19		\$ 14.00
REYNOLDS, CARRIE M.	School Counselor	\$ 73,212.99	9347.88		\$ 250.00	\$ 82,810.87		\$ 14.00
RICHARDSON, RACHEL V.	ELEM First Grade Teacher	\$ 80,111.02	14208.54		\$ 250.00	\$ 94,569.56		\$ 14.00
RILEY, SHANNON K.	School Psychologist	\$ 104,352.14	20555.58		\$ 250.00	\$ 125,157.72		\$ 14.00
ROBERTS, JAMES B.	HS Social Studies Teacher	\$ 68,895.01	14208.54		\$ 250.00	\$ 83,353.55		\$ 14.00
ROBERTSON, MARJORIE L.	ELEM Fourth Grade Teacher	\$ 69,820.01	15153.1		\$ 250.00	\$ 85,223.11		\$ 14.00
ROBINSON, MOLLY S.	ELEM Kindergarten Teacher	\$ 72,558.01	14715.73		\$ 250.00	\$ 87,523.74		\$ 14.00
RODMAN, THOMAS J.	HS Business Teacher	\$ 90,807.01	20733.3		\$ 250.00	\$ 111,790.31		\$ 14.00
RODRIGUEZ, AMI M.	HS TPI Teacher	\$ 68,895.01	6026.54		\$ 250.00	\$ 75,171.55		\$ 14.00
RODRIGUEZ, RACHEL M.	School Counselor	\$ 61,992.05	14386.26		\$ 250.00	\$ 76,628.31		\$ 14.00
ROHLWING, SUSAN J.	Elementary Principal	\$ 134,851.63	266.67	1200	\$ 300.00	\$ 136,618.30	\$ 25.00	\$ 14.00

Community Unit School District 300

Public Act 097-0609

Compensation Package of \$75,000+ for the 2021-2022 School Year

As of 9/7/2021

Name	Primary Position	Salary w/Pension Contributions	Health, Dental, Vision & Life Insurance	Mileage	HRA Deposit	Total Compensation Package	Vacation/Flex Days/Hours	Sick & Personal Days/Hours
ROHLWING, TODD A.	Safety Officer	\$ 103,107.02	214.47	2400	\$ 300.00	\$ 106,021.49	\$ 25.00	\$ 14.00
ROLLER, AMY E.	School Psychologist	\$ 90,979.75	14208.54		\$ 250.00	\$ 105,438.29		\$ 14.00
ROMERO, LAURA A.	Speech Pathologist	\$ 67,545.00	14235.61		\$ 250.00	\$ 82,030.61		\$ 14.00
ROSSLER, AMBER L.	ELEM Interventionist - ELA	\$ 89,161.02	14386.26		\$ 250.00	\$ 103,797.28		\$ 14.00
ROTEBERRY, BETHANY L.	ELEM Fourth Grade Teacher	\$ 83,988.00	20555.58		\$ 250.00	\$ 104,793.58		\$ 14.00
ROUTSON, EILEEN S.	MS Science Teacher	\$ 67,571.01	13952.1		\$ 250.00	\$ 81,773.11		\$ 14.00
ROY, MONA J.	MS Vocal Music Teacher	\$ 67,031.02	20930.35		\$ 250.00	\$ 88,211.37		\$ 14.00
RUFER, WILLIAM	School Social Worker	\$ 102,791.60	5727.26		\$ 250.00	\$ 108,768.86		\$ 14.00
RUIZ, PATRICIA L.	HS Spanish Teacher	\$ 65,716.01	13952.1		\$ 250.00	\$ 79,918.11		\$ 14.00
RUMORO, DAVID P.	MS Assistant Principal-Instruction	\$ 106,599.99	5904.98	600	\$ 300.00	\$ 113,404.97	\$ 25.00	\$ 14.00
RUSSELL, JASON A.	MS PE Teacher	\$ 88,447.01	26947.25544		\$ 250.00	\$ 115,644.26		\$ 14.00
RUSSELL, KRISTEN A.	Speech Pathologist	\$ 71,678.01	10017.5		\$ 250.00	\$ 81,945.51		\$ 14.00
RUSSELL, MICHELLE M.	ELEM Fifth Grade Teacher	\$ 89,161.02	5402.3		\$ 250.00	\$ 94,813.32		\$ 14.00
RUSSO, ZOKI Z.	ELEM Third Grade Teacher	\$ 79,143.01	20555.58		\$ 250.00	\$ 99,948.59		\$ 14.00
RUZINOK, THOMAS E.	MS Principal	\$ 144,543.97	14204.43	1200	\$ 300.00	\$ 160,248.40	\$ 25.00	\$ 14.00
RYAN, STEPHANIE N.	HS English Teacher	\$ 68,922.01	8792.16		\$ 250.00	\$ 77,964.17		\$ 14.00
RYDZ, GERI A.	MS Language Arts Teacher	\$ 89,129.02	5727.26		\$ 250.00	\$ 95,106.28		\$ 14.00
RYTINA, JENNIFER L.	ELEM First Grade Teacher	\$ 76,069.01	190.44		\$ 250.00	\$ 76,509.45		\$ 14.00
SABROWSKIE, LAURA A.	MS Social Studies Teacher	\$ 70,273.01	9839.78		\$ 250.00	\$ 80,362.79		\$ 14.00
SAINSBURY, AARON D.	Cross Categorical Teacher	\$ 74,575.00	8792.16		\$ 250.00	\$ 83,617.16		\$ 14.00
SAINSBURY, KRISTIN N.	Associate Superintendent	\$ 160,771.43	16461.7	2400	\$ 300.00	\$ 179,933.13	\$ 25.00	\$ 14.00
SALAZAR, BASILIO	Coordinator	\$ 154,512.36	21005.28	1200	\$ 300.00	\$ 177,017.64	\$ 25.00	\$ 14.00
SALGADO, LEON M.	ELEM Second Grade Dual Language Teacher	\$ 90,945.01	33.6		\$ 250.00	\$ 91,228.61		\$ 14.00
SANFORD, BRIAN R.	MS Science Teacher	\$ 70,382.01	8792.16		\$ 250.00	\$ 79,424.17		\$ 14.00
SANKEY, STEVEN J.	MS PE Teacher	\$ 73,226.01	14208.54		\$ 250.00	\$ 87,684.55		\$ 14.00
SANTELLA, PATRICIA	Division Head	\$ 110,594.50	8977.34	600	\$ 300.00	\$ 120,471.84	\$ 4.00	\$ 14.00
SARNA, JOHN A.	HS PE Teacher	\$ 90,912.01	14715.73		\$ 250.00	\$ 105,877.74		\$ 14.00
SARNWICK, LAUREN S.	ELEM Second Grade Teacher	\$ 87,380.01	14208.54		\$ 250.00	\$ 101,838.55		\$ 14.00
SAUCEDA, AMANDA E.	Instructional Coach - ELA	\$ 74,575.00	20555.58		\$ 250.00	\$ 95,380.58		\$ 14.00
SAWYER, KERRY A.	ELEM Third Grade Teacher	\$ 92,764.00	20555.58		\$ 250.00	\$ 113,569.58		\$ 14.00
SCHAEFER, BRANDON P.	Education Service Specialist	\$ 110,594.52	14393.72	1200	\$ 300.00	\$ 126,488.24	\$ 25.00	\$ 14.00
SCHAFER, JESSICA L.	HS Reading Teacher	\$ 66,222.02	9019.15		\$ 250.00	\$ 75,491.17		\$ 14.00
SCHARLAU, WADE E.	HS Industrial Tech Teacher	\$ 74,008.00	14208.54		\$ 250.00	\$ 88,466.54		\$ 14.00
SCHEURICH, MARK J.	MS PE Teacher	\$ 78,540.01	14208.54		\$ 250.00	\$ 92,998.55		\$ 14.00
SCHILLING, RACHEL E.	ELEM Assistant Principal	\$ 93,146.15	1064.9	600	\$ 300.00	\$ 95,111.05	\$ 4.00	\$ 14.00
SCHLOSS, ANDREA L.	Cognitive Disabilities Teacher	\$ 77,619.01	14208.54		\$ 250.00	\$ 92,077.55		\$ 14.00
SCHLUNZ-JOHNSON, DEBRA D.	ELEM Kindergarten Teacher	\$ 66,222.02	8792.16		\$ 250.00	\$ 75,264.18		\$ 14.00
SCHMIDT, CHRISTY M.	ELEM Interventionist - Math	\$ 82,467.00	14208.54		\$ 250.00	\$ 96,925.54		\$ 14.00
SCHMIDT, JULIE A.	ELEM Fourth Grade Teacher	\$ 60,003.00	21016.75		\$ 250.00	\$ 81,269.75		\$ 14.00
SCHMIDT, PATRICIA M.	Dir Acctnblty & Assmnt	\$ 141,007.70	15398.59	2400	\$ 300.00	\$ 159,106.29	\$ 25.00	\$ 14.00
SCHMIDT, SHERRIE L.	School Hlth Svcs Coordinator	\$ 140,261.53	9713.2	1200	\$ 300.00	\$ 151,474.73	\$ 25.00	\$ 14.00
SCHOLTEN STORRIE, KIMBERLY S.	Pre-Primary Facilitator	\$ 63,162.01	14386.26		\$ 250.00	\$ 77,798.27		\$ 14.00
SCHROEDER, VICKY V.	Pre-School For All	\$ 76,069.01	8867.76		\$ 250.00	\$ 85,186.77		\$ 14.00
SCHROTH, CHERYL V.	MS Language Arts Teacher	\$ 92,021.02	15153.1		\$ 250.00	\$ 107,424.12		\$ 14.00
SCHULZE, AMANDA R.	Speech Pathologist	\$ 62,426.01	14386.26		\$ 250.00	\$ 77,062.27		\$ 14.00
SCHUMACHER, JOSEPH W.	Assistant Superintendent	\$ 173,291.34	16480.82	2400	\$ 300.00	\$ 192,472.16	\$ 25.00	\$ 14.00

Community Unit School District 300

Public Act 097-0609

Compensation Package of \$75,000+ for the 2021-2022 School Year

As of 9/7/2021

Name	Primary Position	Salary w/Pension Contributions	Health, Dental, Vision & Life Insurance	Mileage	HRA Deposit	Total Compensation Package	Vacation/Flex Days/Hours	Sick & Personal Days/Hours
SCHWARTZ, ROSE M.	ELEM Second Grade Teacher	\$ 70,273.01	16020.31		\$ 250.00	\$ 86,543.32		\$ 14.00
SEAGER, LYNN M.	Voc Ed/300 Plus	\$ 94,619.02	288.12		\$ 250.00	\$ 95,157.14		\$ 14.00
SEATON, GAYLE D.	CFO Exec Secretary	\$ 70,531.60	5802.86		\$ 250.00	\$ 76,584.46	\$ 160.00	\$ 14.00
SEEGER, SARA S.	Multi Needs Teacher	\$ 82,467.00	20555.58		\$ 250.00	\$ 103,272.58		\$ 14.00
SERRITELLA, VINCENT G.	HS Industrial Tech Teacher	\$ 82,340.01	288.12		\$ 250.00	\$ 82,878.13		\$ 14.00
SETTANNI, JANIS M.	MS Math Teacher	\$ 106,518.01	16503.49		\$ 250.00	\$ 123,271.50		\$ 14.00
SEWARD, TISHA M.	Education Service Specialist	\$ 106,301.10	1268.62	1200	\$ 300.00	\$ 109,069.72	\$ 25.00	\$ 14.00
SHACKELFORD, JILL K.	Speech Pathologist	\$ 94,585.01	14893.45		\$ 250.00	\$ 109,728.46		\$ 14.00
SHARPE, SERAFINA MARIA W.	Speech Pathologist	\$ 80,725.00	14893.45		\$ 250.00	\$ 95,868.45		\$ 14.00
SHONDY, SHERRY L.	Speech Pathologist	\$ 92,730.01	8867.76		\$ 250.00	\$ 101,847.77		\$ 14.00
SIBIGTROTH, JESSICA M.	MS Assistant Principal-Instruction	\$ 94,658.24	5826.45	600	\$ 300.00	\$ 101,384.69	\$ 25.00	\$ 14.00
SICURE, SUSY M.	School Social Worker	\$ 94,585.01	9344.11		\$ 250.00	\$ 104,179.12		\$ 14.00
SIDLIN, EIKO	ELEM Interventionist - Bilingual	\$ 87,412.01	5727.26		\$ 250.00	\$ 93,389.27		\$ 14.00
SIECZKOWSKI, JOSEPH W.	Coordinator	\$ 127,715.38	21413.77	1200	\$ 300.00	\$ 150,629.15	\$ 25.00	\$ 14.00
SIEGFORT, ELIZABETH E.	Speech Pathologist	\$ 96,477.00	8792.16		\$ 250.00	\$ 105,519.16		\$ 14.00
SIEKER, JOHN D.	HS English Teacher	\$ 80,725.00	8792.16		\$ 250.00	\$ 89,767.16		\$ 14.00
SIMONCELLI, FRANK V.	School Counselor	\$ 69,537.91	14386.26		\$ 250.00	\$ 84,174.17		\$ 14.00
SITKIE, THOMAS A.	MS Science Teacher	\$ 94,585.01	26950.27492		\$ 250.00	\$ 121,785.28		\$ 14.00
SITTER, MICHAEL C.	HS Athletic Director	\$ 112,131.87	222.22	1200	\$ 300.00	\$ 113,854.09	\$ 25.00	\$ 14.00
SKIDMORE, MATTHEW M.	MS Science Teacher	\$ 92,764.00	288.12		\$ 250.00	\$ 93,302.12		\$ 14.00
SKILLMAN, ROBERT V.	HS Social Studies Teacher	\$ 106,518.01	33.6		\$ 250.00	\$ 106,801.61		\$ 14.00
SKOLAR, KRISTEN M.	Education Service Specialist	\$ 108,425.27	14389.41	1200	\$ 300.00	\$ 124,314.68	\$ 25.00	\$ 14.00
SKOOG, DEBRA J.	Cross Categorical Teacher	\$ 83,347.01	33.6		\$ 250.00	\$ 83,630.61		\$ 14.00
SKRABACZ FUCHS, SARAH N.	ELEM Fifth Grade Teacher	\$ 79,143.01	1092		\$ 250.00	\$ 80,485.01		\$ 14.00
SMITH, JASON A.	Supervisory Dean	\$ 98,598.91	14877.16	600	\$ 300.00	\$ 114,376.07	\$ 4.00	\$ 14.00
SMITH, LISA M.	Speech Pathologist	\$ 77,619.01	33.6		\$ 250.00	\$ 77,902.61		\$ 14.00
SMITH, MARTINA D.	Assistant Superintendent	\$ 145,329.66	9105.74	2400	\$ 300.00	\$ 157,135.40	\$ 25.00	\$ 14.00
SMITH, MARY K.	Speech Pathologist	\$ 79,172.01	190.44		\$ 250.00	\$ 79,612.45		\$ 14.00
SMITH, MATTHEW R.	HS PE Teacher	\$ 82,340.01	33.6		\$ 250.00	\$ 82,623.61		\$ 14.00
SMITH, MICHELLE M.	Elementary Principal	\$ 120,353.86	14590.81	1200	\$ 300.00	\$ 136,444.67	\$ 25.00	\$ 14.00
SMITH, PATRICK J.	HS Industrial Tech Teacher	\$ 65,716.01	14386.26		\$ 250.00	\$ 80,352.27		\$ 14.00
SMITH, RONALD G.	Maintenance-Trades H-III	\$ 81,760.23	6447.26		\$ -	\$ 88,207.49	\$ 120.00	\$ 14.00
SNOW, MICHAEL J.	Maintenance-Trades H-III	\$ 84,218.85	8854.32		\$ -	\$ 93,073.17	\$ 160.00	\$ 14.00
SOLUDCZYK, KEVIN W.	Maintenance-Trades H-III	\$ 75,871.66	14372.82		\$ -	\$ 90,244.48	\$ 120.00	\$ 14.00
SORG, BETHANY A.	Autism Teacher	\$ 61,271.02	14715.73		\$ 250.00	\$ 76,236.75		\$ 14.00
SOWADSKI, JULIE K.	MS Science Teacher	\$ 71,134.01	14208.54		\$ 250.00	\$ 85,592.55		\$ 14.00
SPEARS, ANN T.	MS Language Arts Teacher	\$ 92,021.02	444.96		\$ 250.00	\$ 92,715.98		\$ 14.00
SPINA, ANDREA D.	ELEM First Grade Teacher	\$ 58,353.01	18339.89		\$ 250.00	\$ 76,942.90		\$ 14.00
SPINDLER, SARAH B.	ELEM Kindergarten Teacher	\$ 63,746.01	21194.47		\$ 250.00	\$ 85,190.48		\$ 14.00
SPODEN, MARTHA L.	HS FACS Teacher	\$ 80,725.00	15153.1		\$ 250.00	\$ 96,128.10		\$ 14.00
SPORTUN, MELISSA L.	MS Exploratory Teacher	\$ 89,129.02	14208.54		\$ 250.00	\$ 103,587.56		\$ 14.00
SPRINGBORN, ANGELA D.	ELEM Interventionist - Math	\$ 83,988.00	6374.3		\$ 250.00	\$ 90,612.30		\$ 14.00
SRAGA, MEAGHAN M.	MS Interventionist - ELA	\$ 70,273.01	14208.54		\$ 250.00	\$ 84,731.55		\$ 14.00
STANCZAK, KERRIE A.	Education Service Specialist	\$ 104,216.49	206.04	1200	\$ 300.00	\$ 105,922.53	\$ 25.00	\$ 14.00
STANEK, CRISTIE	ELEM Second Grade Teacher	\$ 113,202.05	21329.71		\$ 250.00	\$ 134,781.76		\$ 14.00
STANTON, STEPHANIE M.	Autism Teacher	\$ 63,162.01	14386.26		\$ 250.00	\$ 77,798.27		\$ 14.00

Community Unit School District 300

Public Act 097-0609

Compensation Package of \$75,000+ for the 2021-2022 School Year

As of 9/7/2021

Name	Primary Position	Salary w/Pension Contributions	Health, Dental, Vision & Life Insurance	Mileage	HRA Deposit	Total Compensation Package	Vacation/Flex Days/Hours	Sick & Personal Days/Hours
STEFANEC, CHRISTINA	MS Assistant Principal	\$ 94,658.24	20709.61	600	\$ 300.00	\$ 116,267.85	\$ 25.00	\$ 14.00
STEIN, BRITTA R.	MS Math Teacher	\$ 71,790.01	21194.47		\$ 250.00	\$ 93,234.48		\$ 14.00
STEPHENSON, DEBORAH L.	MS Language Arts Teacher	\$ 100,374.00	16312.39		\$ 250.00	\$ 116,936.39		\$ 14.00
STILWELL, DENISE	ELEM Music Teacher	\$ 102,419.01	21194.47		\$ 250.00	\$ 123,863.48		\$ 14.00
STINGER, DENISE S.	ELEM Third Grade Teacher	\$ 84,115.01	7781.26		\$ 250.00	\$ 92,146.27		\$ 14.00
STOBBE, JASON L.	HS PE Teacher	\$ 89,161.02	20555.58		\$ 250.00	\$ 109,966.60		\$ 14.00
STOBER, JENNA L.	ELEM Kindergarten Teacher	\$ 57,210.01	20733.3		\$ 250.00	\$ 78,193.31		\$ 14.00
STORER, MICHAEL W.	ELEM Band Teacher	\$ 80,849.01	14208.54		\$ 250.00	\$ 95,307.55		\$ 14.00
STOUFFER, JACOB N.	HS Associate Principal-Operations	\$ 122,760.45	8120.87	600	\$ 300.00	\$ 131,781.32	\$ 25.00	\$ 14.00
STOUT, DEBORAH A.	HS Associate Principal-Instruction	\$ 135,539.55	14434.21	600	\$ 300.00	\$ 150,873.76	\$ 25.00	\$ 14.00
STOVER, ALVINA A.	MS Math Teacher	\$ 62,496.01	14386.26		\$ 250.00	\$ 77,132.27		\$ 14.00
STRATTON, DIANE M.	Superintendent Exec Secretary	\$ 67,076.19	20733.3		\$ 250.00	\$ 88,059.49	\$ 10.00	\$ 14.00
STRATTON, PIPER I.	School Psychologist	\$ 107,913.95	21016.75		\$ 250.00	\$ 129,180.70		\$ 14.00
STRICKER, SALLY J.	Cross Categorical Teacher	\$ 92,730.01	14208.54		\$ 250.00	\$ 107,188.55		\$ 14.00
STROMBERG, ADAM T.	HS Math Teacher	\$ 59,520.00	20555.58		\$ 250.00	\$ 80,325.58		\$ 14.00
STUART, SARAH B.	MS Language Arts Teacher	\$ 74,692.00	5727.26		\$ 250.00	\$ 80,669.26		\$ 14.00
STUKENBERG, STEVEN H.	HS Social Studies Teacher	\$ 98,407.00	13346.53		\$ 250.00	\$ 112,003.53		\$ 14.00
SUAREZ, AMANDA L.	Cross Categorical Teacher	\$ 64,427.00	21016.75		\$ 250.00	\$ 85,693.75		\$ 14.00
SUERTH, REBECCA L.	Instructional Coach - Language	\$ 66,244.01	9344.11		\$ 250.00	\$ 75,838.12		\$ 14.00
SULLIVAN, SUSAN E.	MS Language Arts Teacher	\$ 89,129.02	14208.54		\$ 250.00	\$ 103,587.56		\$ 14.00
SVERCAUSKI, MOLLY J.	ELEM Fourth Grade Teacher	\$ 69,740.01	5802.86		\$ 250.00	\$ 75,792.87		\$ 14.00
SWANSON, BRITTANY J.	HS Social Studies Teacher	\$ 64,945.01	14122.14		\$ 250.00	\$ 79,317.15		\$ 14.00
SWEENEY, ROBERT T.	HS Health Teacher	\$ 106,923.51	16190.53		\$ 250.00	\$ 123,364.04		\$ 14.00
SZABO, CRYSTAL R.	MS Alternative Learn Op Teache	\$ 73,112.02	8721.72		\$ 250.00	\$ 82,083.74		\$ 14.00
SZYMCZAK, JAMES B.	MS Principal	\$ 141,007.70	14454.03	1200	\$ 300.00	\$ 156,961.73	\$ 25.00	\$ 14.00
SZYMONIK, MORGAN J.	MS Language Arts Teacher	\$ 85,667.01	14208.54		\$ 250.00	\$ 100,125.55		\$ 14.00
TAMILLO, ERIN E.	Cross Categorical Teacher	\$ 67,031.02	9344.11		\$ 250.00	\$ 76,625.13		\$ 14.00
TANNHEIMER, KRISTI L.	School Counselor	\$ 76,069.01	914.28		\$ 250.00	\$ 77,233.29		\$ 14.00
TAYLOR, ELIZABETH L.	ELEM First Grade Teacher	\$ 64,945.01	20733.3		\$ 250.00	\$ 85,928.31		\$ 14.00
TENNYSON, SARAH B.	ELEM Third Grade Teacher	\$ 68,895.01	21016.75		\$ 250.00	\$ 90,161.76		\$ 14.00
THALHAMMER, MANDY E.	ELEM First Grade Teacher	\$ 112,907.00	20868.54		\$ 250.00	\$ 134,025.54		\$ 14.00
THOMAS, LINDSEY M.	MS Language Arts Teacher	\$ 72,558.01	9839.78		\$ 250.00	\$ 82,647.79		\$ 14.00
THOMAS, SARAH B.	HS Social Studies Teacher	\$ 68,895.01	9344.11		\$ 250.00	\$ 78,489.12		\$ 14.00
THOMPSON JR, JAMES	MS Exploratory Teacher	\$ 68,451.01	7836.1		\$ 250.00	\$ 76,537.11		\$ 14.00
THOMPSON, ALAN L.	MS PE Teacher	\$ 85,014.02	33.6		\$ 250.00	\$ 85,297.62		\$ 14.00
THOMPSON, TRACY L.	MS Language Arts Teacher	\$ 96,511.01	18145.2132		\$ 250.00	\$ 114,906.22		\$ 14.00
THOREN, STEPHANIE A.	ELEM Kindergarten Teacher	\$ 63,746.01	14386.26		\$ 250.00	\$ 78,382.27		\$ 14.00
TIERI, CHERIE A.	Cross Categorical Teacher	\$ 77,590.01	10017.5		\$ 250.00	\$ 87,857.51		\$ 14.00
TIERNEY, JOAN A.	School Psychologist	\$ 122,263.94	21194.47		\$ 250.00	\$ 143,708.41		\$ 14.00
TIMM, PHILLIP F.	HS Science Teacher	\$ 102,419.01	15288.34		\$ 250.00	\$ 117,957.35		\$ 14.00
TIMONEN, AMY E.	Education Service Specialist	\$ 112,806.60	223.16	1200	\$ 300.00	\$ 114,529.76	\$ 25.00	\$ 14.00
TODD, KARA M.	School Psychologist	\$ 110,906.78	10309.51		\$ 250.00	\$ 121,466.29		\$ 14.00
TODD, MATTHEW R.	Cognitive Disabilities Teacher	\$ 60,071.00	21016.75		\$ 250.00	\$ 81,337.75		\$ 14.00
TOHME, MELANIE D.	ELEM First Grade Teacher	\$ 82,371.00	33.6		\$ 250.00	\$ 82,654.60		\$ 14.00
TOMPKINS, LIANNE	ELEM PE Teacher	\$ 87,412.01	5802.86		\$ 250.00	\$ 93,464.87		\$ 14.00
TORRES, ISABEL	ELEM Kindergarten Dual Language Teacher	\$ 87,513.01	33.6		\$ 250.00	\$ 87,796.61		\$ 14.00

Community Unit School District 300

Public Act 097-0609

Compensation Package of \$75,000+ for the 2021-2022 School Year

As of 9/7/2021

Name	Primary Position	Salary w/Pension Contributions	Health, Dental, Vision & Life Insurance	Mileage	HRA Deposit	Total Compensation Package	Vacation/Flex Days/Hours	Sick & Personal Days/Hours
TOSBY, LUCY	ELEM Second Grade Dual Language Teacher	\$ 74,604.00	14386.26		\$ 250.00	\$ 89,240.26		\$ 14.00
TRAUTH JR, ERWIN J.	Maintenance-Trades H-III	\$ 82,999.04	15139.66		\$ -	\$ 98,138.70	\$ 120.00	\$ 14.00
TROTZ, CAROLYN A.	School Social Worker	\$ 79,172.01	21016.75		\$ 250.00	\$ 100,438.76		\$ 14.00
TROY, JENNIFER E.	Elementary Principal	\$ 111,187.91	14572.92	1200	\$ 300.00	\$ 127,260.83	\$ 25.00	\$ 14.00
TRUESDELL, ERIN M.	MS Vocal Music Teacher	\$ 69,740.01	21016.75		\$ 250.00	\$ 91,006.76		\$ 14.00
TSOHAS, CHRISTINE M.	School Psychologist	\$ 77,648.50	8867.76		\$ 250.00	\$ 86,766.26		\$ 14.00
UEHLEIN, KELLY L.	ELEM Fourth Grade Dual Language Teacher	\$ 89,263.01	7403.624924		\$ 250.00	\$ 96,916.63		\$ 14.00
UNDERHILL, MARY T.	ELEM Third Grade Teacher	\$ 106,903.27	21329.71		\$ 250.00	\$ 128,482.98		\$ 14.00
UNGER, ROSEMARY	Primary Grade Classroom Specialist-Dual Lang	\$ 60,710.01	20555.58		\$ 250.00	\$ 81,515.59		\$ 14.00
UNRUH, BRETT M.	MS Social Studies Teacher	\$ 87,280.01	21016.75		\$ 250.00	\$ 108,546.76		\$ 14.00
UNRUH, LESLIE A.	HS Social Studies Teacher	\$ 77,619.01	7841.26		\$ 250.00	\$ 85,710.27		\$ 14.00
VALLE, BARBARA J.	HS Principal	\$ 184,313.19	21052	1200	\$ 300.00	\$ 206,865.19	\$ 25.00	\$ 14.00
VAN DER KOLK, GRAZIA M.	ELEM Kindergarten Teacher	\$ 71,706.01	16190.53		\$ 250.00	\$ 88,146.54		\$ 14.00
VAN HORN, JAIME L.	HS AVID Teacher	\$ 89,161.02	20555.58		\$ 250.00	\$ 109,966.60		\$ 14.00
VAN WAGENINGEN, LISA M.	Elementary Principal	\$ 125,216.49	14422.41	1200	\$ 300.00	\$ 141,138.90	\$ 25.00	\$ 14.00
VARGAS, REYNALDO	HS Business Teacher	\$ 80,111.02	9839.78		\$ 250.00	\$ 90,200.80		\$ 14.00
VAZIRI, BARZEEN	Supervisory Dean	\$ 84,152.75	14848.71	600	\$ 300.00	\$ 99,901.46	\$ 4.00	\$ 14.00
VAZQUEZ, MICHELLE E.	MS Band Teacher	\$ 54,988.02	20555.58		\$ 250.00	\$ 75,793.60		\$ 14.00
VEHRS, LISA M.	School Counselor	\$ 70,157.24	14386.26		\$ 250.00	\$ 84,793.50		\$ 14.00
VELAZQUEZ, HEATHER M.	Cross Categorical Teacher	\$ 77,710.02	14386.26		\$ 250.00	\$ 92,346.28		\$ 14.00
VIDAL LIY, ALICIA	ELEM Fifth Grade Dual Language Teacher	\$ 65,792.02	9896.23		\$ 250.00	\$ 75,938.25		\$ 14.00
VIDAL, KATIE E.	HS Spanish Teacher	\$ 67,647.01	15153.1		\$ 250.00	\$ 83,050.11		\$ 14.00
VONDRASEK, CYNTHIA	Cross Categorical Teacher	\$ 96,622.02	18162.17		\$ 250.00	\$ 115,034.19		\$ 14.00
VOSS, JULIE A.	Autism Teacher	\$ 92,764.00	5802.86		\$ 250.00	\$ 98,816.86		\$ 14.00
VROMAN, MICHAEL C.	HS Science Teacher	\$ 55,050.01	20733.3		\$ 250.00	\$ 76,033.31		\$ 14.00
WADE, ELLEN K.	School Counselor	\$ 78,590.64	21016.75		\$ 250.00	\$ 99,857.39		\$ 14.00
WAGNER, DANIEL C.	MS Language Arts Teacher	\$ 74,692.00	9899.83		\$ 250.00	\$ 84,841.83		\$ 14.00
WAGNER, HEIDI A.	ELEM Fifth Grade Teacher	\$ 71,790.01	8867.76		\$ 250.00	\$ 80,907.77		\$ 14.00
WAGNER, LINDSAY M.	School Counselor	\$ 75,535.62	20555.58		\$ 250.00	\$ 96,341.20		\$ 14.00
WALL, NICOLE M.	ELEM Second Grade Teacher	\$ 67,545.00	20555.58		\$ 250.00	\$ 88,350.58		\$ 14.00
WALLACE, HEATHER S.	ELEM Alternative Learn Op Tch	\$ 94,585.01	14208.54		\$ 250.00	\$ 109,043.55		\$ 14.00
WALLACE, JENNIFER R.	ELEM Interventionist - Math	\$ 79,143.01	17832.08884		\$ 250.00	\$ 97,225.10		\$ 14.00
WALLACE, STEVEN P.	HS Social Studies Teacher	\$ 79,143.01	33.6		\$ 250.00	\$ 79,426.61		\$ 14.00
WALLER, KARI L.	Director	\$ 127,715.38	1177.18	2400	\$ 300.00	\$ 131,592.56	\$ 25.00	\$ 14.00
WARFEL, AMY L.	ELEM Fifth Grade Teacher	\$ 83,347.01	20555.58		\$ 250.00	\$ 104,152.59		\$ 14.00
WASHINGTON, JEAN M.	School Social Worker	\$ 79,143.01	8792.16		\$ 250.00	\$ 88,185.17		\$ 14.00
WATSON, YVONNE L.	Pre-School For All	\$ 89,129.02	9839.78		\$ 250.00	\$ 99,218.80		\$ 14.00
WATZLAWICK, JOSEPH E.	HS Math Teacher	\$ 94,585.01	8792.16		\$ 250.00	\$ 103,627.17		\$ 14.00
WAY, KATHLEEN M.	MS Band Teacher	\$ 65,792.02	16503.49		\$ 250.00	\$ 82,545.51		\$ 14.00
WEBB, MOLLY M.	Speech Pathologist	\$ 67,571.01	14122.14		\$ 250.00	\$ 81,943.15		\$ 14.00
WEBER, KRISTINA J.	Media Teacher	\$ 74,490.01	8954.16		\$ 250.00	\$ 83,694.17		\$ 14.00
WEINANDY, SHELLY L.	ELEM Art Teacher	\$ 98,441.01	21329.71		\$ 250.00	\$ 120,020.72		\$ 14.00
WEINHAMMER, JENNIFER L.	MS Science Teacher	\$ 85,698.02	18162.17		\$ 250.00	\$ 104,110.19		\$ 14.00
WELLS, AMY E.	ELEM Fourth Grade Teacher	\$ 87,380.01	14208.54		\$ 250.00	\$ 101,838.55		\$ 14.00
WENDERSKI, MARCY A.	Certified Technology Support	\$ 85,667.01	1092		\$ 250.00	\$ 87,009.01		\$ 14.00
WERNER, KARISSA M.	MS Spanish Teacher	\$ 61,997.01	13149.97		\$ 250.00	\$ 75,396.98		\$ 14.00

Community Unit School District 300

Public Act 097-0609

Compensation Package of \$75,000+ for the 2021-2022 School Year

As of 9/7/2021

Name	Primary Position	Salary w/Pension Contributions	Health, Dental, Vision & Life Insurance	Mileage	HRA Deposit	Total Compensation Package	Vacation/Flex Days/Hours	Sick & Personal Days/Hours
WESTERMEIER, LAURA O.	Cross Categorical Teacher	\$ 80,756.01	9839.78		\$ 250.00	\$ 90,845.79		\$ 14.00
WESTMORELAND, ELDEN K.	Cross Categorical Teacher	\$ 66,222.02	20576.46		\$ 250.00	\$ 87,048.48		\$ 14.00
WETZEL, MARK A.	Director	\$ 135,531.87	20790.24	2400	\$ 300.00	\$ 159,022.11	\$ 25.00	\$ 14.00
WHITE, DIANE C.	Director - Purchasing	\$ 113,840.22	10280.55	2400	\$ 300.00	\$ 126,820.77	\$ 25.00	\$ 14.00
WHITE, KATHERINE A.	MS Art Teacher	\$ 89,129.02	5727.26		\$ 250.00	\$ 95,106.28		\$ 14.00
WHITE, TODD A.	HS Art Teacher	\$ 100,259.01	14386.26		\$ 250.00	\$ 114,895.27		\$ 14.00
WHITEHOUSE, BENJAMIN P.	HS PE Teacher	\$ 82,340.01	15999.43		\$ 250.00	\$ 98,589.44		\$ 14.00
WICKER, DONALD G.	MS Social Studies Teacher	\$ 92,869.00	20733.3		\$ 250.00	\$ 113,852.30		\$ 14.00
WIKIERAK, LINDA J.	Autism Teacher	\$ 73,112.02	9368.76		\$ 250.00	\$ 82,730.78		\$ 14.00
WILKEN, TAMMY R.	Cross Categorical Teacher	\$ 98,441.01	14208.54		\$ 250.00	\$ 112,899.55		\$ 14.00
WILKINSON, STACY L.	Alternative Ed Principal	\$ 127,721.97	14171.4	600	\$ 300.00	\$ 142,793.37	\$ 25.00	\$ 14.00
WILL, KARIE A.	MS Math Teacher	\$ 87,380.01	21194.47		\$ 250.00	\$ 108,824.48		\$ 14.00
WILLIAMS, MEGAN E.	School Psychologist	\$ 74,633.78	19674.9		\$ 250.00	\$ 94,558.68		\$ 14.00
WILLIAMS, TRACY A.	HS Driver Ed Teacher	\$ 102,419.01	22143.13676		\$ 250.00	\$ 124,812.15		\$ 14.00
WILLIAMSON, MICHAEL B.	LEAD IEA Representative	\$ 71,244.39	8792.16		\$ 250.00	\$ 80,286.55		\$ 14.00
WILOFF, PAUL C.	Supervisor B & G	\$ 66,639.22	10487.23		\$ 250.00	\$ 77,376.45	\$ 15.00	\$ 14.00
WILSON, GABRIELA	HS Spanish Teacher	\$ 77,619.01	21016.75		\$ 250.00	\$ 98,885.76		\$ 14.00
WILSON, SUSAN L.	Cognitive Disabilities Teacher	\$ 100,259.01	14715.73		\$ 250.00	\$ 115,224.74		\$ 14.00
WILTBERGER, ERICA M.	MS PE Teacher	\$ 66,321.01	14208.54		\$ 250.00	\$ 80,779.55		\$ 14.00
WINBURN, JODI	MS Social Studies Teacher	\$ 82,467.00	20555.58		\$ 250.00	\$ 103,272.58		\$ 14.00
WINSAUER, SANDRA A.	ELEM Fourth Grade Teacher	\$ 92,764.00	10455.31676		\$ 250.00	\$ 103,469.32		\$ 14.00
WINTERSTEEN, ELIZABETH A.	HS Science Teacher	\$ 90,912.01	8792.16		\$ 250.00	\$ 99,954.17		\$ 14.00
WISHOWSKI-WETZEL, KATIE A.	HS Principal	\$ 157,309.88	21011.12	1200	\$ 300.00	\$ 179,821.00	\$ 25.00	\$ 14.00
WITEK, MELANIE M.	Speech Pathologist	\$ 106,518.01	16503.49		\$ 250.00	\$ 123,271.50		\$ 14.00
WOCHNER, CHRISTINA M.	Education Service Specialist	\$ 108,425.27	9528.75	1200	\$ 300.00	\$ 119,454.02	\$ 25.00	\$ 14.00
WOLBER, DAWN E.	ELEM Third Grade Dual Language Teacher	\$ 80,725.00	914.28		\$ 250.00	\$ 81,889.28		\$ 14.00
WOLF, CARA N.	School Psychologist	\$ 68,924.87	8792.16		\$ 250.00	\$ 77,967.03		\$ 14.00
WOLVERTON, PATRICIA S.	Cross Categorical Teacher	\$ 68,895.01	20733.3		\$ 250.00	\$ 89,878.31		\$ 14.00
WOOD, BETH M.	MS Orchestra Teacher	\$ 82,467.00	21016.75		\$ 250.00	\$ 103,733.75		\$ 14.00
WOODBURY, NICOLE M.	Certified Advisor	\$ 80,484.25	104.04		\$ 250.00	\$ 80,838.29		\$ 14.00
WOODS, SUSAN C.	MS PE Teacher	\$ 85,667.01	33.6		\$ 250.00	\$ 85,950.61		\$ 14.00
WORDEN, LINDSEY A.	ELEM Fourth Grade Teacher	\$ 76,097.02	33.6		\$ 250.00	\$ 76,380.62		\$ 14.00
WOZNIAK, DENNIS J.	HS Math Teacher	\$ 89,129.02	21194.47		\$ 250.00	\$ 110,573.49		\$ 14.00
WOZNIAK, KIMBERLY M.	HS Math Teacher	\$ 87,513.01	14386.26		\$ 250.00	\$ 102,149.27		\$ 14.00
WRIGHT, KIMBERLY	Elementary Principal	\$ 115,680.24	20751.05	1200	\$ 300.00	\$ 137,931.29	\$ 25.00	\$ 14.00
YAKES, JOANNE M.	School Counselor	\$ 83,515.55	914.28		\$ 250.00	\$ 84,679.83		\$ 14.00
YANG, CLAIRE L.	Primary Grade Classroom Specialist-Dual Lang	\$ 73,226.01	14386.26		\$ 250.00	\$ 87,862.27		\$ 14.00
YBARRA, LAURA R.	HS Science Teacher	\$ 79,143.01	14208.54		\$ 250.00	\$ 93,601.55		\$ 14.00
YORK, DIANE M.	ELEM STEM Teacher	\$ 102,419.01	33.6		\$ 250.00	\$ 102,702.61		\$ 14.00
YORK, MICHAEL P.	MS Language Arts Teacher	\$ 106,903.27	18145.04778		\$ 250.00	\$ 125,298.32		\$ 14.00
YOUKHANA, MICHAEL	MS Technology Teacher	\$ 68,895.01	10487.23		\$ 250.00	\$ 79,632.24		\$ 14.00
YOUNG, LAURA L.	MS Assistant Principal	\$ 100,451.66	198.89	600	\$ 300.00	\$ 101,550.55	\$ 25.00	\$ 14.00
YUVAN, JUDITH G.	Cross Categorical Teacher	\$ 102,381.00	14051.7		\$ 250.00	\$ 116,682.70		\$ 14.00
ZAHARI, CATHERINE J.	MS ESL Teacher	\$ 60,003.00	20555.58		\$ 250.00	\$ 80,808.58		\$ 14.00
ZEID-BRANDSTEDT, KARI A.	Instructional Coach - ELA	\$ 112,907.00	14715.73		\$ 250.00	\$ 127,872.73		\$ 14.00
ZIELENIEWSKI, CRAIG A.	Director	\$ 168,139.37	1124.51	2400	\$ 300.00	\$ 171,963.88	\$ 25.00	\$ 14.00



**COMMUNITY UNIT SCHOOL DISTRICT NO. 300
BOARD of EDUCATION MEMO**

DATE: 09/14/2021
TO: Susan Harkin, Superintendent
Board of Education
FROM: Jennifer Porter
Chief Financial Officer

Presented at the following Board Meetings	
Construction/Facility	09/14/2021
Finance	09/14/2021
Policy/Legislative	
School Utilization	
BOE 1st Reading	09/14/2021
BOE 2nd Reading	09/28/2021

SUBJECT: School Maintenance Project Grant Program Application

Background

The FY 2022 Round 1 ISBE School Maintenance Project Grant application period is open from Tuesday, August 10, 2021, to Friday, October 8, 2021, at 4:00 pm. There is approximately \$47 million available for the FY 2022 Round 1 School Maintenance Project Grant. Grants will be approved up to the amount released by the Governor’s Office of Management and Budget (GOMB).

The School Maintenance Project Grant (SMPG) is a dollar-for-dollar state matching grant program providing awards up to \$50,000 to grantees exclusively for the maintenance or upkeep of buildings or structures for educational purposes. A project may involve different types of work on a single building or structure or may involve a single type of work (e.g., new roofing or windows) on several buildings or structures. There is no limit to the cost of a project; however, grant awards shall not exceed \$50,000 per grant award, and applicants shall provide a match from local funds equal to the grant amount requested.

An applicant must not obligate funds or begin work on any of the projects listed on the application prior to submission of the application in IWAS. However, submission of the application does not guarantee a grant will be approved or awarded. All project activities must be expended or legally obligated within two years of disbursement by the State. If funds have been obligated by the grantee but not fully expended two years after disbursement, ninety (90) calendar days will be given to liquidate all obligations.

Recommendation

The administration recommends applying for the School Maintenance Project Grant in the amount of \$50,000 for the second phase of the DCHS roofing project.

SCHOOL MAINTENANCE PROJECT GRANT

FY 22 Application Cycle - Round 1

District Certification

Name : CUSD 300

RCDT #: 31-045-3000-26

TIN #: 366004758

The submissions made to the Illinois State Board of Education by the applicant and the terms and conditions described in the Grant Application Certifications and Assurances and the Program Specific and Financial Assurances of this application shall constitute the grant agreement between the applicant and the Illinois State Board of Education for the use of the funds to complete the projects described in the "Work Item Listing" section of the School Maintenance Project Grant Application. This grant agreement shall be deemed to be entered into when the application has been approved by the Illinois State Board of Education. This grant agreement constitutes the entirety of the agreement between the parties and supersedes any other agreement or communication, whether written or oral, relating to the award of the grant funds. The person submitting this application on behalf of the applicant certifies and assures the Illinois State Board of Education that he or she has been duly authorized to file this application for and on behalf of the applicant, is the authorized representative of the applicant in connection with this grant agreement, and that he or she is authorized to execute these Certifications and Assurances and Standard Terms of the Grant on behalf of the applicant. Further, the person submitting this application on behalf of the applicant certifies under oath that all information in the grant agreement is true and correct to the best of his or her knowledge, information and belief, that grant funds shall be used only for the purposes described in this agreement, and that the award of this grant is conditioned upon this certification.

The authorized representative of the applicant who will affix his or her signature below certifies that he or she has read, understood and will comply with all of the provisions of the following certifications and assurances.

The person approving these Certifications, Assurances and Standard Terms of the Grant hereby certifies and assures the Illinois State Board of Education that the person submitting the final application on behalf of the applicant (and thereby executing the grant agreement with the Illinois State Board of Education) has the necessary legal authority to do so. (v2.23.2017)

The person approving this application certifies (1) to the statements contained in the list of certifications, and (2) that the statements herein are true, complete and accurate to the best of his/her knowledge. He/she also provided the required assurances titled "Grant Application Certifications and Assurances, and Standard Terms for the School Maintenance Project Grant" and "Program Specific and Financial Assurances for the School Maintenance Project Grant" (found within the application under "Application Certifications and Assurances") and agrees to comply with any resulting terms if an award is accepted. He/she is aware that any false, fictitious, or fraudulent statements or claims may subject him/her to criminal, civil or administrative penalties. (U.S. Code, Title 18, Section 1001). The list of certification and assurances is included below.

By submitting this form, I certify to the above and that the local board of education or other school governing authority has authorized the school maintenance project during a duly convened meeting, and has reserved local funds to meet the local match requirement. In addition, the applicant has not obligated funds or begun work on any of the projects listed on this application prior to the submission of this application. Signing below certifies that he or she has read, understood, and will comply with all the provisions of the following:

- Grant Application Certifications and Assurances, and Standard Terms for the School Maintenance Project Grant, and
- Program-Specific and Financial Assurances for the School Maintenance Project Grant.

Signature of President of Board of Education

Date

Name of Board President (type or print)

A copy of this form signed by the President of the Board of Education AND the Taxpayer Identification Number Form MUST be printed, signed, and attached as a PDF under the Application Required Attachments before your application can be approved. No application will be processed without these two signed attachments, without the ICQ completed through the grantee portal, and the SMPG GATA Risk Assessment completed in IWAS.

(SMPG Dist. Cert. - Rev. 8/2021)

COMMUNITY UNIT SCHOOL DISTRICT 300

HUMAN RESOURCES REPORT

September 28, 2021

Page 1

ADMINISTRATORS

None

RESIGNATION - ADMINISTRATORS

None

RETIREMENT - ADMINISTRATORS

None

CERTIFIED PERSONNEL

1. Recommend the following be employed by Community Unit School District 300 for the **2021-2022** school year and be compensated according to the LEAD negotiated agreement:

Name	Position	Location	FTE	Salary	Type
Bulmann, Sandra	Math Interventionist	Dundee Crown High School	1.0	M30 Step A	Additional
Cherniak, Jennifer	6 th & 7 th Grade Science	Dundee Middle School	1.0	MA Step A	Replacement
Fuerst, Jacquelyn	School Social Worker - DREAM	Perry Elementary School	1.0	M30 Step A	Replacement
Nielsen, Erin	Early Childhood SPED	deLacey Family Education Center	1.0	MA Step A	Replacement
Ploetz, Hannah	Bilingual LDSC	Golfview Elementary School	1.0	MA Step F	Replacement

OTHER EMPLOYMENT - CERTIFIED PERSONNEL

1. Recommend employment of the following full-time building substitutes:

Name	Location	Type
Beech, Conrad	Jacobs High School	Additional
Heim, Elizabeth	Algonquin Lakes Elementary School	Replacement

Leave of absence requests are attached separately for Board of Education approval.

COMMUNITY UNIT SCHOOL DISTRICT 300

HUMAN RESOURCES REPORT

September 28, 2021

Page 2

RESIGNATION – CERTIFIED PERSONNEL

1. Recommend approval of the following letter of resignation:

Name	Position	Location	Effective
Fuentes, Tracy	7 th Grade Language Arts - ESL	Carpentersville Middle School	October 8, 2021

OTHER RESIGNATION - CERTIFIED PERSONNEL

None

RETIREMENT - CERTIFIED PERSONNEL

None

DISMISSAL – CERTIFIED PERSONNEL

None

SUPERVISOR/MANAGER – EDUCATIONAL SUPPORT PERSONNEL

None

RESIGNATION – SUPERVISOR/MANAGER EDUCATIONAL SUPPORT PERSONNEL

None

RETIREMENT – SUPERVISOR/MANAGER EDUCATIONAL SUPPORT PERSONNEL

None

DISMISSAL – SUPERVISOR/MANAGER EDUCATIONAL SUPPORT PERSONNEL

None

Leave of absence requests are attached separately for Board of Education approval.

COMMUNITY UNIT SCHOOL DISTRICT 300

HUMAN RESOURCES REPORT

September 28, 2021

Page 3

EDUCATIONAL SUPPORT PERSONNEL

1. Recommend employment of the following educational support personnel:

Name	Position	Location	Hourly Rate	Type
Arnholt-Stein, Shawn	Paraeducator	Lincoln Prairie Elementary School	\$16.48	Replacement
Brush, Nicole	10 Month Secretary	Hampshire High School	\$17.93	Replacement
Contreras-Garcia, Viviana	Human Resources Specialist & Education Services Assistant	Central Office	\$19.00	Replacement
Cooley, Sade	Paraeducator	Oak Ridge School	\$16.48	Additional
Dehn Franklin, Ainslie	Paraeducator	Dundee Middle School	\$14.77	Replacement
Escareno, John	Paraeducator	Dundee Crown High School	\$14.77	Replacement
Gonzalez, Jimmy	HVAC II	Buildings & Grounds	\$30.13	Replacement
Hutchinson, Maria	Paraeducator	Gilberts Elementary School	\$16.48	Replacement
Jimenez, Erminia	Paraeducator	Liberty Elementary School	\$14.77	Replacement
Johnson, Alexis	Paraeducator	Sleepy Hollow Elementary School	\$13.30	Replacement
Lupian, Diana	Secretary - Registrar	deLacey Family Education Center	\$17.93	Replacement
McDonald, Gail	Paraeducator	Hampshire Middle School	\$13.30	Replacement
Ohanian, Araxie	Paraeducator	Parkview Elementary School	\$16.48	Replacement
Perez, Leslie	Secretary (10-months)	Dundee Crown High School	\$17.93	Replacement
Pidone, Taryn	District Secretary (10-months)	District Locations	\$17.93	Additional

Leave of absence requests are attached separately for Board of Education approval.

COMMUNITY UNIT SCHOOL DISTRICT 300

HUMAN RESOURCES REPORT

September 28, 2021

Page 4

Name	Position	Location	Hourly Rate	Type
Rapp, Abbi	District Nurse	District Locations	\$28.25	Additional
Roe, Tammy	District Secretary (10-months)	District Locations	\$17.93	Additional
Santos, Meghan	Academic Classroom Tutor	Algonquin Lakes Elementary School	\$13.30	Additional
Schuldt, Kathi	Secretary – Attendance (10-months)	Hampshire High School	\$17.93	Additional
Shannon, Tracy	Academic Classroom Tutor	Algonquin Lakes Elementary School	\$13.30	Additional
Tash, Courtney	Paraeducator	Eastview Elementary School	\$16.48	Replacement
VanFleet, Kimberly	Paraeducator	Eastview Elementary School	\$16.48	Replacement
Weir, Diane	Paraeducator	Dundee Highlands Elementary School	\$13.30	Replacement

RESIGNATION – EDUCATIONAL SUPPORT PERSONNEL

1. Recommend approval of the following letters of resignation:

Name	Position	Location	Effective
De Breceda, Maritza	Custodian	Wright Elementary School	September 10, 2021
Heine Jr, Brian	Night Supervisor Custodian	Jacobs High School	September 24, 2021
Martinez, Nancy	Custodian	Dundee Middle School	September 10, 2021
Nunez, Janette	Paraeducator	Parkview Elementary School	September 29, 2021
Orozco Tapia, Mauricio	Custodian	Lake In The Hills Elementary School	September 23, 2021

Leave of absence requests are attached separately for Board of Education approval.

COMMUNITY UNIT SCHOOL DISTRICT 300

HUMAN RESOURCES REPORT

September 28, 2021

Page 5

Name	Position	Location	Effective
Ratner, Jenni	Principal's Secretary	Hampshire Elementary School	October 1, 2021
Salas Jr, Rodolfo	Custodian	Gilberts Elementary School	September 14, 2021

DISMISSAL – EDUCATIONAL SUPPORT PERSONNEL

None

RETIREMENT – EDUCATIONAL SUPPORT PERSONNEL

None

COACHING/VOLUNTEER – EDUCATIONAL SUPPORT PERSONNEL

1. Recommend employment of the following coach:

Name	Location	Type
Fredrickson, Jeffrey	Hampshire High School	Cross Country

DISTRICT POSITION TRANSFERS

None

**Freedom of Information
Board Report
September 14, 2021**

FOIA#	Date of Request	Requestor	Subject	Date Completed/ STATUS	Time to complete in hours
79-2021	8/12/2021	John Konstanty Community Member	Requesting any communication including emails, texts, between D300 board members, D300 staff, and/or Susan Harkin that includes any combination/part of these names: (1) Ali Mcpartland, (2) Kim Shallcross, (3) Tricia Calabrese, (4) Dean Gallagher, (5) Stephanie Jones, (6) Colleen O'Keefe, (7) Nicole Peebles, (8) Sharon Fetting, (9) Brett Corrigan, (10) Kristina Konstanty, for these dates: 8/3/21 through today 8/12/2021	Completed 8/26/2021	3
80-2021	8/13/2021	Kristina Konstanty Community Member	Requesting all video/audio recording from any cameras: at Gilberts Elementary School (1) 8/8/2021 4:30pm-7:00pm, (2) 8/9/2021 7:00am-8:30 am specifically including the interior of the library, (3) 8/12/2021 7:30am-2:45pm, at Dundee Middle School dated: (4) 8/4/2021 9:30-10:30am, (5) 8/4/2021 5:00pm-6:30pm, (6) 8/12/2021 8:30am-4:30 pm.	Completed 8/19/2021	1
82-2021	8/18/2021	Kristi Upton Acme Research	Commercial Purpose - Requesting both capital and operating expenditures for payments made by or on behalf of the Community Unit School District 300 during fiscal year ending in 2021. Specifically, for any payee, other than an employee or student, who was paid a cumulative total amount of \$10,000 or more, we seek the payee name, address, and the cumulative total dollar amount paid to the subject payee over the relevant time period.	Pending	
83-2021	8/23/2021	Cassie Buchman Northwest Herald	Requesting all communication regarding quarantining and COVID-19 cases since Aug. 11.	Completed 9/1/2021	3.5
85-2021	9/2/2021	Joe Hart Illinois Education Association	Request the following information: The names of all non-certified support staff employed by School District 300, excluding any staff already part of an IEA-affiliated bargaining unit (regardless of membership status); (1) Their job titles; (2) Their date of hire; (3) Their work building and its address; (4) The number of hours they are scheduled or have worked per week; (5) The number of hours they are scheduled per year; (6) Their collective bargaining unit status (i.e. whether or not they are covered by a collective bargaining agreement) and, if they are in a bargaining unit, the name of the labor organization with which that unit is affiliated; (7) The identity and services provided of any subcontracted companies currently engaged in district support staff work (including but not limited to: transportation services (regular or special ed), food services, custodial services, technology services, and security services).	Pending	
86-2021	9/7/2021	Angel Tormis Steep Steel, LLC	Requesting all active leases/licenses for cell towers, rooftop antennas, or other wireless installations on property owned or managed by Community Unit School District 300, Illinois along with 24 months of associated payment histories.	Completed 9/7/2021	1

**Freedom of Information
Board Report
September 28, 2021**

FOIA#	Date of Request	Requestor	Subject	Date Completed/ STATUS	Time to complete in hours
82-2021	8/18/2021	Kristi Upton Acme Research	Commercial Purpose - Requesting both capital and operating expenditures for payments made by or on behalf of the Community Unit School District 300 during fiscal year ending in 2021. Specifically, for any payee, other than an employee or student, who was paid a cumulative total amount of \$10,000 or more, we seek the payee name, address, and the cumulative total dollar amount paid to the subject payee over the relevant time period.	Completed 9/9/2021	2
85-2021	9/2/2021	Joe Hart Illinois Education Association	Request the following information: The names of all non-certified support staff employed by School District 300, excluding any staff already part of an IEA-affiliated bargaining unit (regardless of membership status); (1) Their job titles; (2) Their date of hire; (3) Their work building and its address; (4) The number of hours they are scheduled or have worked per week; (5) The number of hours they are scheduled per year; (6) Their collective bargaining unit status (i.e. whether or not they are covered by a collective bargaining agreement) and, if they are in a bargaining unit, the name of the labor organization with which that unit is affiliated; (7) The identity and services provided of any subcontracted companies currently engaged in district support staff work (including but not limited to: transportation services (regular or special ed), food services, custodial services, technology services, and security services).	Completed 9/9/2021	2
87-2021	9/14/2021	Bobbi Sandoval Community Member	Request for all current District 300 Bylaws and any approved amendments proposed and approved since 01,Jan,2016. Also copies of proof that they signed their oaths or a recording of them sighting it. Additionally, I am also requesting information on the ESSER. How were the funds distributed. i.e.: following osha guidance as hiring an Industrial Hygienist, ppe, etc.	Completed 9/16/2021	2.5
88-2021	9/15/2021	Piotr Siata Community Member	Requesting records related to: On September 13, 2021 Edward Weisenburger ran a license plate illegally, accusing my son of wrongdoing, please provide more information and incident report.	Completed 9/15/2021	1
89-2021	9/15/2021	Piotr Siata Community Member	Requesting all employees parking lot permit, stating that the district 300 employees paid in full for parking lot permits. Please provide records since 2017.	Completed 9/15/2022	1
90-2021	9/16/2021	Piotr Siata Community Member	Requesting a copy of : 1. All district employees Loyalty Oath., 2. FOIA officer's certification., 3. Fred Heid's letter of resignation of district 300.	Completed 9/20/2021	1.5
91-2021	9/17/2021	Hugh Mungus Community Member	Requesting all emails between Jason Emricson and Diane White starting from January 1, 2021 until September 17, 2021. All emails between Jason Emricson and Jennifer Porter starting from January 1, 2021 until September 17, 2021. All emails between Jason Emricson and Susan Harkin starting from January 1, 2021 until September 17, 2021	Pending	
92-2021	9/20/2021	Piotr Siata Community Member	Requesting loyalty Oath from All District 300 Employees:1. Members of the Board, 2. Staffs (Volunteers) or any training certifications, 3. You've received taxpayers Funds of the Illinois Secretary of State. Please provide a document/s where the taxpayers funds went to, 4. District 300 received taxpayers Funds for students. Please provide a document/s where the taxpayers funds went to, 5. Please provide a payroll information and document/s , how staff and members of the board of the district 300 are paid, deductions, wages, and taxes	Pending	
93-2021	9/21/2021	Janie Jordan Data Research Partners, LLC	Requesting a listing of all Community Unit School District 300's employee's first and last names, e-mail address, title/position, and primary campus/department location.	Pending	



**COMMUNITY UNIT SCHOOL DISTRICT NO. 300
BOARD of EDUCATION MEMO**

DATE: September 3, 2021

TO: Susan Harkin, Superintendent
Board of Education

FROM: Diane C. White
Director of Purchasing

SUBJECT: Contract Pricing for Copy Paper
State of Illinois Bid

Presented at the following Board Meetings	
Construction/Facility	
Finance	09/14/2021
Policy/Legislative	
School Utilization	
BOE 1st Reading	09/14/2021
BOE 2nd Reading	09/28/2021

Background

Due to Covid-19 and the unstable market supply of copy paper, we could not find a supplier willing to provide a fixed price quote for three months.

The market for paper and pulp has been volatile due, in part, to the COVID-19 Pandemic, labor, and supply-chain difficulties. Paper vendors, when able to purchase stock, are allocating products to existing customers.

The recommendation would be to purchase from the State of Illinois copy paper contract until the paper industry is more stable.

Midland Paper holds the contract with the State of Illinois for copy paper which is 26% greater than our current contract. Midland's terms with the State of Illinois allow for a Producer Price Index (PPI) increase once per calendar year. To date, Midland Paper has not exercised their option to increase pricing but anticipates a price increase before the end of the year. Anticipated increases could range between 3%-8%.

District 300 has had previous successful contracts for copy paper with Midland Paper with excellent service.

Midland has said they should be able to meet the District's needs with lead times within five business days of receipt of the Purchase Order.

The administration proposes to purchase virgin white copy paper from Midland Paper under the State of Illinois contract. Contract Paper Group, Inc. of Cuyahoga Falls, OH, has quoted a recycled alternate. The administration will test this paper and, in coordination with Ricoh, will determine if Natural Choice is a viable alternative should Midland Paper be unable to serve the District's needs.

Recommendation

The administration recommends:

Midland Paper, Wheeling, IL - Contract pricing under the State of Illinois contract for copy paper for District-wide purchase of white copy paper up to October 15, 2021. Pricing is a lift gate delivered price.

Items purchased from this contract will be funded from the building/department supply budget.

D300 Item Description	D300 UOM	Estimated Semi-Annual Purchase Qty	Midland - State Contract		Staples Punchout - Omnia Cooperative Pricing		CPG		Previous 1-year Contract Veritiv	
			EACH	UOM	EACH	UOM	EACH	UOM	EACH	UOM
PAPER, XEROGRAPHIC, WHITE 20 LB. 8 1/2 X 11, 10 RM/CASE 20 LB. 8 1/2 X 11, 10 RM/CASE	CASE	480	\$38.00	CASE	\$103.99	CASE		CASE	\$23.90	CASE
PAPER, XERO, WHITE RYCL-30% PCW 20 LB. 8 1/2 X 11, 10 RM/CASE 20 LB. 8 1/2 X 11, 10 RM/CASE	CASE	220	39.60*	CASE	\$39.49	CASE		CASE	\$26.45	CASE
PAPER, XEROGRAPHIC, WHITE 20 LB. 8 1/2 X 11, 10 RM/CASE 20 LB. 8 1/2 X 11, 40 CS/PALLET	PALLET	35	\$1,256.40	PALLET	\$2,099.99	PALLET	NA	PALLET	\$960.00	PALLET
ALTERNATE: NATURAL CHOICE							\$1,244.00	PALLET		
PAPER, XERO, WHITE RYCL-30% PCW 20 LB. 8 1/2 X 11, 10 RM/CASE 20 LB. 8 1/2 X 11, 40 CS/PALLET	PALLET	9	\$1,393.20	PALLET	\$1,759.00	PALLET	NA		\$1,060.00	PALLET
ALTERNATE: NATURAL CHOICE							\$1,404.00	PALLET		

*10% PCW or better

Midland - State Contract: PPI (Producer Price Index) increase possible one time in a calendar year. Midland has not raised prices in 2021. PPI is released in the middle of each month. Lead-time: two to three days.

Staples Comments: Pricing is as of 9/2/2021 and cannot be locked in nor can availability be guaranteed. if you were to purchase a one time order of 400 cases of any of these items then we can offer more competitive pricing by the truckload.

CPG Comments: Paper by the case can be purchased through our online catalog available at www.cpgbid.com. Various brands are available. Shipping is free on on orders over \$150 from our online catalog. For Natural Choice: 40 CASE MINIMUM ORDER PER LOCATION. ORDERS MUST BE PLACE BY 10/1/21. Lead-time: approximately one week.

Adminstration Recommends:

Midland Paper, Wheeling, IL – Contract pricing under the State of Illinois contract for copy paper for District-wide purchase of white copy paper up to October 15, 2021. Pricing is a lift gate delivered price.



**COMMUNITY UNIT SCHOOL DISTRICT NO. 300
BOARD of EDUCATION MEMO**

DATE: 08/05/2021

TO: Susan Harkin, Superintendent
Board of Education

FROM: Dan Opels
Executive Director of Facilities

Presented at the following Board Meetings	
Construction/Facility	09/14/2021
Finance	
Policy/Legislative	
School Utilization	
BOE 1st Reading	09/14/2021
BOE 2nd Reading	09/28/2021

SUBJECT: Dundee Crown High School Fiber Bid Award

Background

As presented at the August 10, 2021, Joint Committee Meeting, to provide equity across all three District 300 High Schools, there is a need to run fiber from the IT room and down to the "bowl" athletic field area. The process will be to directional bore a fiber cable (vetted by IT) and connect to two separate cabinets, one in the concession stand and one in the press box. This will allow Dundee Crown to broadcast their games, use the Hudle system, and provide Wi-Fi connectivity for coaches, trainers, and administrators.

The scope of work was developed in July and bid out on Thursday, August 26th, 2021. There were four (4) bidders for the project. The lowest responsible bidder is Ron Jones Electric.

Recommendation

Administration recommends awarding the contract for Fiber Installation, Dundee Crown High School, to Ron Jones Electric, from South Elgin, IL, for \$60,000.

This will be paid for out of the Operations and Maintenance Budget (20).



Community Unit School District 300

Dundee Crown High School - Fiber Installation

Thursday, August 26, 2021

27A-1 Fiber

Trade Contractor	Base Bid	Addenda 8 Bond or Cert. Check Labor Rate Sheet Public Certificates				Combination Bid	Notes
C&C Systems LLC	no bid	x	x	x	x		
Carey Electric Contracting	\$ 79,000.00	x	x	x	x		
Iwire	\$ 84,945.00	x	x	x	x		
Peak Electric	no bid	x	x	x	x		
Pro Com Systems	\$ 69,725.00	x	x	x	x		
Ron Jones Electric	\$ 60,000.00	x	x	x	x		

**COMMUNITY UNIT SCHOOL DISTRICT NO. 300
BOARD of EDUCATION MEMO**

DATE: September 7, 2021

TO: Susan Harkin, Superintendent
Board of Education

FROM: Jennifer Porter, Chief Financial Officer

SUBJECT: **SY21-22** Approval to Extend the Food Management Service COVID-19 Emergency Contract Amendment

	Presented at the following Board Meetings:	
	Construction/Facility	On:
X	Finance	09/14/2021
	Policy/Legislative	
X	BOE 1st Reading	09/14/2021
X	BOE 2nd Reading	09/28/2021

Background

In March 2021, the Board approved an extension to increase the reimbursement rate to Aramark from January 1 through May 31, 2021. Due to COVID-19, Aramark has continued to face increased costs due to shortages and high demand for food items, different packaging requirements, increased labor to support other delivery models, and enhanced cleaning procedures. As discussed last March, due to the COVID-19 pandemic, the USDA has modified the National School Lunch Program (NSLP) and is reimbursing at the Summer Food Service Program (SFSP) rates. The district's reimbursement rate as of the start of the 2021-2022 school year is as follows:

Breakfast: \$2.4625
Lunch: \$4.3175

Under the current USDA modifications to our meal prices, the district can increase its food service provider's reimbursement rate. With the continuation of increased expenses due to the pandemic, the district is recommending to extend the increase in Aramark's contract rates to offset higher costs from August 12 through May 31, as follows:

Lunch: \$2.9100 to \$3.3056 (+\$0.3956)

The Aramark contract rate increase will be offset by the reimbursement rate that the district is receiving under the SFSP. Aramark continues to enhance its menu offerings with increased revenue to provide greater choices for our families.

Recommendation

The administration recommends increasing the contracted lunch meal rate from \$2.9100 to \$3.3056 to Aramark, as reflected above for the 2021-2022 school year.

The district's reimbursement rate will offset the Aramark contract rate increase. Therefore, the impact on the district is cost neutral.

**COVID-19 Emergency Contract Amendment for School Year 2021-2022
Food Management Services/Vended Meals Services
Nonprofit Food Service Program**

This document contains the fixed price per meal rates and fees for the contract of food management services/vended meals services for nonprofit food service programs for the period beginning August 1, 2021, and shall not exceed June 30, 2022. The terms and conditions of the original contract are applicable to this contract amendment. Upon acceptance, this document shall constitute a contract amendment between the Food Service Management Company (FSMC)/Vended Meals Company (Vendor) and the School Food Authority (SFA).

The FSMC/Vendor shall not plead misunderstanding or deception because of the character, location, or other conditions pertaining to the contract.

PER MEAL PRICES MUST BE CALCULATED AS IF NO USDA COMMODITIES WILL BE RECEIVED.
ALL RATES MUST BE A FIXED PRICE PER MEAL BASED AND ALL MODIFIED RATES MUST BE BASED ON A
FINANCIAL/COST ANALYSIS AND NEED TO INCREASE PRICING BASED ON FOOD, SUPPLIES, AND ILLINOIS FIXED
MINIMUM WAGE INCREASES THAT ARE ABOVE AND BEYOND THE CONTRACTED CPI INDEX.
SEE GUIDANCE DOCUMENT FOR DETAILED DESCRIPTIONS OF EACH MODEL.

	2021-2022 Rate ⁽²⁾	Model 1 Rate ⁽³⁾	Model 2 Rate ⁽⁴⁾	Model 3 Rate ⁽⁵⁾
1. Reimbursable Breakfasts with Milk	1. \$1.7011	1. \$1.7011	1. _____	1. \$1.7011
2. Reimbursable Breakfasts without Milk	2. _____	2. _____	2. _____	2. _____
3. Reimbursable Lunches ⁽¹⁾ with Milk	3. \$2.9100	3. \$3.0560	3. _____	3. \$3.0560
4. Reimbursable Lunches ⁽¹⁾ without Milk	4. _____	4. _____	4. _____	4. _____
5. Reimbursable Summer Lunch	5. \$2.9100	5. \$2.9100	5. _____	5. \$2.9100
6. A la Carte Equivalents Fee ⁽¹⁾	6. \$2.9100	6. \$3.0560	6. _____	6. \$3.0560
7. Reimbursable After-School Snack	7. \$0.9500	7. \$0.9500	7. _____	7. \$0.9500
8. Reimbursable Supper with Milk	8. \$3.5783	8. \$3.5783	8. _____	8. \$3.5783
9. Reimbursable Summer Breakfast	9. \$1.7011	9. \$1.7011	9. _____	9. \$1.7011

⁽¹⁾ Reimbursable Lunch and A la Carte Equivalents Fee Rates must be the same. (A la carte equivalency factor for this contract term is 3.97 and applies to all a la carte sales in the CNP)

⁽²⁾ Rates must be per 2021-22 contract renewal terms as per the original contract.

⁽³⁾ Modified or new rates for both in-person and hybrid (in-person & remote learning models) for meals served in NSLP, SBP, After-School Snack/Supper, and SSO breakfast, SSO lunch and SSO snack.

⁽⁴⁾ Modified or new rates for meals served in a full remote learning model for meals served in NSLP, SBP, After-School Snack/Supper and SSO breakfast, SSO lunch and SSO snack.

⁽⁵⁾ Modified or new rates for meals served in SFSP during breaks in the official school year that meet SFSP participation requirements or due to USDA waivers and allowance during this amendment time period when not in SSO or SNP.

Aramark Educational Services, LLC.

Food Service Management Company/Vended Meals Company

<u>2400 Market St.</u>	<u>Philadelphia, PA</u>	<u>19103</u>
Street Address	City/State	ZIP Code

By submission of this contract amendment, the FSMC/Vendor certifies that the FSMC/Vendor shall operate in accordance with all applicable current Child Nutrition Program rules and regulations. This amendment shall not exceed June 30, 2022.

<u></u>	<u>Vice President</u>	<u>8/25/21</u>
Authorized Signature of FSMC/ Vendor	Title	Date

Acceptance of Contract Amendment

<u>Community Unit School District #300</u>	<u>31-045-3000-26</u>
School Food Authority (SFA)	Agreement Number (RCDT Code)

_____	_____	_____
Authorized Signature of SFA	Title	Date

**COVID-19 Emergency Contract Amendment for School Year 2021-2022
Food Management Services/Vended Meals Services
Nonprofit Food Service Program**

The COVID-19 Emergency Contract Amendment Certification Statement for School Year 2021-2022 must be completed and signed by the School Food Authority's (SFA's) authorized representative.

School Food Authority Information

Agreement Number (RCDT Code) 31-045-3000-26

School Food Authority Name Community Unit School District #300

Certification Statement

Under the provisions of the U.S. Department of Agriculture, Food and Nutrition Service, I certify as a sponsor in the Child Nutrition Programs all information contained in the executed **COVID-19 Emergency Contract Amendment Form for School Year 2021–2022** is true and accurate.

I understand the nonprofit school food service program account cannot be used to pay for unallowable contract costs. As the authorized representative for the school food authority noted above, I will ensure operation of the nonprofit school food service program, including use of nonprofit school food service program account funds, is in compliance with the rules and regulations of the Illinois State Board of Education and the U.S. Department of Agriculture regarding Child Nutrition Programs.

I understand that contract modifications, including this amendment, require a cost or price analysis in connection with every procurement action as found in 2 CFR 200.323(a). As the authorized representative for the school food authority noted above, I will ensure that a cost or price analysis will be conducted, is in compliance with the rules and regulations of the Illinois State Board of Education and the U.S. Department of Agriculture regarding Child Nutrition Programs, and maintained on file and available upon request.

I understand revisions cannot be made to the executed *Invitation for Bid and Contract* without first submitting proposed revisions to the Illinois State Board of Education Nutrition Department for review and receiving written notification the proposed revisions are allowable within the regulatory guidelines. Furthermore, I understand additional documents and/or agreements, including those developed by the contractor, cannot become part of the executed contract.

I understand all contract information provided to the Illinois State Board of Education Nutrition Department is being given in connection with the receipt of federal funds and deliberate misrepresentation may subject me to prosecution under applicable state and federal criminal statutes. Further, I understand such misrepresentation could result in the loss of federal and state funding received by the school food authority for School-Based Child Nutrition Programs.

SFA Authorized Representative Signature	Title	E-mail	Date
---	-------	--------	------

Please submit signed copies of the following documents via email. All original documents should be retained in the SFA's files.

- COVID-19 Contract Amendment (Page 1)
- COVID-19 Contract Amendment Certification Statement (Page 2)

Email to: nutritionprocurement@isbe.net



**COMMUNITY UNIT SCHOOL DISTRICT NO. 300
BOARD of EDUCATION MEMO**

DATE: 09/03/2021
TO: Susan Harkin, Superintendent
Board of Education
FROM: Dan Opels
Executive Director of Facilities

Presented at the following Board Meetings	
Construction/Facility	09/14/2021
Finance	09/14/2021
Policy/Legislative	
School Utilization	
BOE 1st Reading	09/14/2021
BOE 2nd Reading	09/28/2021

SUBJECT: Salt & Ice Melt Bid

Background

Exclusive of our contracted services for snow removal and parking lot ice control bid, the building, and grounds department will be using treated bulk salt and rock salt for our internal needs for sidewalks, crosswalks, and minor parking lot applications. Bagged salt is distributed to the individual schools for local application to doorways and sidewalks.

Bid specifications were released on August 6th, 2021. Bids were opened on August 26th, 2021. There were two (2) qualified bids for bulk rock salt, one (1) qualified bidders for bulk ice melt, and one (1) qualified bidders for bagged ice melter.

Recommendation

The administration recommends that we award the contracts as follows:
Award Conserv FS, Wauconda, IL, award contract pricing for purchasing Bulk Salt and Bulk Ice Melter Salt based on 550 tons combined for an estimated amount of \$51,775.00. In addition, an award of \$11,360.00 was based on the purchase of 2000 bags of Bagged Ice Melter.

Total estimated salt cost for 2022 - \$63,135 (this is an increase of less than \$1,000 over FY 2021)
Bulk Salt and Ice Melter will be paid out of the operations and maintenance fund (20).

**COMMUNITY UNIT SCHOOL DISTRICT 300
 CONTRACT PRICING FOR BULK ROCK SALT, BULK ICE MELTER, AND BAGGED ICE MELTER
 TUESDAY, AUGUST 31, 2021 11:00 AM**

COMPANY	References	Certifications	Vendor App	W-9	Samples	Spec. Sheets	Signed Bid Form	Comments
BRODY CHEMICAL								
CARGILL INC - SALT ROAD SAFETY								DECLINED TO BID
COMPASS MINERALS	Y	Y	Y	Y	Y	Y	Y	
CONSERV FS	Y	Y	Y	Y	N	Y	Y	
DATABID								
DETROIT SALT								
ELITE TEXTILE TRADING								
EPLAN								
EXPERT CHEMICAL								
LANDSCAPE CONCEPTS MANAGEMENT								
MIDWEST SALT								
MORTON SALT								
OFFICE PARTNERS 360								
SALT XCHANGE								
SITEONE LANDSCAPE SUPPLY								

Administration Recommendation:

Conserv FS, Wauconda, IL, award contract pricing for the purchase of Bulk Salt and Bulk Ice Melter Salt based on 550 tons combined for an estimated amount of \$51,775.00. In addition, an award of \$11,360.00 based on the purchase of 2000 bags of Bagged Ice Melter. **Total Award \$63,135.00**

**COMMUNITY UNIT SCHOOL DISTRICT 300
 CONTRACT PRICING FOR BULK ROCK SALT AND BAGGED ICE MELTER SALT
 TUESDAY, AUGUST 31, 2021 11:00 AM**

Vendor	Bulk Rock Salt		Bulk Ice Melter Salt		Bagged Ice Melter Salt 15 F - 50 lb. bag		Comments
	Minimum Load (10 tons)	Maximum Load (21 ~ 25 tons)	Minimum Load (10 tons)	Maximum Load (21 ~25 tons)	Minimum Load (440 bags)	Maximum Load (880 bags)	
BRODY CHEMICAL							
CARGILL INC - SALT ROAD SAFETY							DECLINED TO BID
COMPASS MINERALS	NO BID	\$86.86	NO BID	NO BID	NO BID	NO BID	7 WORKING DAY DELIVERY ONLY
CONSERV FS	\$99.50	\$86.50	\$113.00	\$100.50	\$5.83	\$5.68	BLUE/GREEN BULK ICE MELTER; PURPLE BAGGED ICE MELTER; 1PM CUT OFF FOR 48HR DELIVERY.
DATABID							
DETROIT SALT							
ELITE TEXTILE TRADING							
EPLAN							
EXPERT CHEMICAL							
LANDSCAPE CONCEPTS MANAGEMENT							
MIDWEST SALT							
MORTON SALT							
OFFICE PARTNERS 360							
SALT XCHANGE							
SITEONE LANDSCAPE SUPPLY							



**COMMUNITY UNIT SCHOOL DISTRICT NO. 300
BOARD of EDUCATION MEMO**

DATE:	September 3, 2021	Presented at the following Board Meetings	
		Construction/Facility	09/14/2021
TO:	Susan Harkin, Superintendent Board of Education	Finance	09/14/2021
		Policy/Legislative	
FROM:	Jennifer Porter Chief Financial Officer	School Utilization	
		BOE 1st Reading	09/14/2021
		BOE 2nd Reading	09/28/2021

SUBJECT: Professional COVID-19 Clerical and Healthcare Professional Services Agreement

Background

In returning all students for in-person learning, we recommend adding temporary nursing and clerical services to assist with COVID-19 case management, testing, and contact tracing. This staff would support the buildings, perform COVID-19 testing, help triage with the local health departments, and provide guidance for identifying close contacts. We believe that these positions would help us efficiently manage cases and minimize COVID-19 spread.

While we have been able to do case management so far with our existing staff, it is not sustainable as the team has had to work late into the evening and over the weekend to address cases as they have arisen. Unfortunately, we have seen an increase in the COVID-19 positivity rate in all the counties that our district serves. As a result, we are trying to avoid overtaxing our resources and efficiently triage cases as they occur.

Recommendation

The administration recommends moving forward with utilizing Assured Healthcare Staffing to secure additional nurses and CNA's temporarily. Additionally, the administration recommends moving forward with utilizing Kelly Education to secure additional clerical resources temporarily. We will use ESSER funding to pay for this service.



Comprehensive Sourcing Service Agreement

Assured Healthcare Staffing, LLC

Lake County, IL

This Agreement made and entered into this 19th day of August, 2021, by and between, **Assured Healthcare Staffing, LLC**, an Illinois limited liability corporation, with its principal place of business located at 495 N. Riverside Drive #203, Gurnee, Illinois 60031 (hereinafter referred to as "**Company**"), and **Community Unit School District 300**, with its principal place of business located at 2550 Harnish Drive, Algonquin, Illinois 60102 (hereinafter referred to as "**Client**"). By providing qualified medical staff for specific projects or as full time and/or part time employees. Company offers the following staffing options:

TEMPORARY CONTRACT

When the **Company** provides an employee for a specific project, **the bill rate includes the Company's employee pay rate, employer FICA contribution, Federal and State Unemployment contributions, Workers' Compensation, Fidelity and Liability Insurance costs, general administration, overhead and gross profit margin.**

The Company offers its contract employees a fringe benefits package that allows us to attract and retain the most qualified pool of specialists. The Company benefits package includes: paid holidays and vacation, 401K, a referral bonus, sign on bonus, direct deposit and more.

DIRECT HIRE

The Company offers Sourcing Services to provide candidates for direct hire. The Sourcing Fee for this service will be 25% of the candidate's first year salary. Company will provide a specific quote for each position. One-third of the fee is invoiced at the start of the engagement. One-third of the fee is invoiced when qualified candidates' interviews are scheduled and the final one-third is invoiced on the employee's start date. If the Client notifies the Company of its dissatisfaction with a candidate within 45 days of hire, the Company agrees to repeat the candidate sourcing procedure on a one-time basis to locate a replacement candidate at no additional cost.

Client, also, agrees that all nurses that are provided by Company will not be hired directly by Client for 1 year from date of service.

CONVERSION FROM CONTRACT TO HIRE

When **Client** chooses to hire a Company employee assigned to it, the fee is based on the following:

FIRST YEAR GROSS

Annual Salary

EARNINGS

DIRECT HIRE FEE	25% of Gross Earnings	
CONVERSION LENGTH	6 Months (minimum 1040 hours)	
PRORATED FEE	Hours	Fee*
	345 hrs. worked	100%
	689 hrs. worked	66%
	1020 hrs. worked	33%
	1040 hrs. worked	No Fee

*Fee = the conversion fee is a percentage of the Direct Hire Fee.

CONTRACT FEES CONT.

The hourly rates for contract employees will vary by position and experience level within those positions. The Company will provide a specific quote for each candidate and the Company reserves the right to revisit rate negotiations on an annual basis. Following rates for each position:

<u>Job Title</u>	<u>Bill Rate</u>
Nurse for Covid Testing/Vaccinations	\$57.00/hour
School Nurse	\$57.00/hour
Certified Nurse Assistant at schools	\$30.60/hour

*Holidays are billed at 1.5 times the bill rate
Overtime billed at 1.5 times the bill rate
4 hour minimum*

Unless other arrangements have been made in writing, all invoices are due when received. Any invoice outstanding over 30 days is subject to a late fee of 1 ½ % per month for each month outstanding. Interest will continue to be added on any delinquent balances including interest charges payable.

In some cases, companies require pre-employment tests as a condition of employment. These can include drug screens, background checks, physicals, written exams, or hands-on demonstrations. When a cost is incurred for these pre-employment requirements, it is the Company’s responsibility to ensure that these requirements have been successfully met. Following are the core pre-employment tests the Company administers:

- Drug screening (6 panel)
- Fingerprinting Background Check ISP/FBI-State and National
- CANTS Check
- Mandated Reporters Training
- Physicals
- TB Tests
- Current CPR Card
- Professional References
- IL Sex Offender Registry
- IL Murderer and Violent Offender Against Youth Registry
- Monthly Nurse License Checks

Assured Healthcare Staffing’s objective is to provide the best-qualified people to meet **Client’s** every need.

Client Representative	Date	Assured Healthcare Staffing Representative	Date
Chief Financial Officer			
<hr/> Title		<hr/> Title	

AGREEMENT FOR EDUCATIONAL STAFFING

THIS AGREEMENT, dated September 1st, 2021, is between Kelly Services, Inc., with its principal offices located at 999 West Big Beaver Road, Troy, Michigan 48084 ("Kelly"), and Community Unit School District 300, with its principal offices located at 2550 Harnish Drive, Algonquin, IL 60102 ("Customer").

1) DESCRIPTION, LOCATION AND PRICING OF SERVICES

Kelly will assign to the Customer Kelly temporary employees ("Assigned Employees"), through its service line, Kelly Education, to provide education-related services, under the Customer's operational supervision, at the location(s) and for the pricing (and other related costs) described in Exhibits A and C (the "Services"). Exhibit C, the Customer Information Sheet, will be completed with Customer's collaboration and will provide detailed business requirements necessary to assist with meeting Customer needs. The pricing in Exhibit A is confidential between Kelly and Customer. Customer will be permitted to use Exhibit A in connection with its business operations, responses to Freedom of Information Act requests, and other uses as required by law. Should Customer determine that it may be legally obligated to disclose this information, Customer shall provide notice to Kelly at least five (5) business days in advance of producing any such information.

2) KELLY GUARANTEE

Kelly guarantees that the Assigned Employees it places with the Customer will satisfactorily perform the services ordered by Customer. If not, Kelly will cancel charges for unsatisfactory services and furnish a replacement as soon as possible when the Customer has provided notice of its dissatisfaction within the first sixteen (16) working hours of an Assigned Employee's assignment. If Kelly receives notice after an Assigned Employee's first sixteen (16) working hours, Kelly will furnish a replacement as soon as possible, but not cancel the charges for the unsatisfactory services.

3) KELLY'S RESPONSIBILITIES

As the provider of staffing services, Kelly will be the employer of Assigned Employees, and will be responsible for the staffing services listed below.

- (a) Source, recruit, select, and hire Assigned Employees;
- (b) Place Assigned Employees according to Customer's requirements;
- (c) Pay Assigned Employees their wages and provide them the benefits that Kelly offers, inclusive of any government mandated benefits, as Kelly employees;
- (d) Pay or withhold payroll taxes (e.g., FICA) and insurance premiums (e.g., Medicare) and fulfill its obligations for unemployment compensation (e.g., FUTA, SUTA);
- (e) Provide workers' compensation benefits and coverage for Assigned Employees;
- (f) Maintain Assigned Employees' personnel and payroll records related to their employment by Kelly;
- (g) Comply with laws, rules or regulations applicable to providers of staffing services;
- (h) Require Assigned Employees to agree in writing to protect the confidentiality of Customer's proprietary information;
- (i) Require Assigned Employees to execute agreements that Customer requests regarding intellectual property developed by them in performance of their work for Customer;
- (j) Require Assigned Employees to acknowledge in writing that they have no right to participate in Customer's employee benefit plans;
- (k) Require Assigned Employees to comply with all rules and policies of Customer (e.g., those relating to premises access and security);
- (l) Make legally required employment law disclosures to Assigned Employees; and
- (m) Comply with the Patient Protection and Affordable Care Act ("Affordable Care Act") and its regulations, as applicable, and have established internal procedures to review and maintain its compliance with the Affordable Care Act.

4) CUSTOMER'S RESPONSIBILITIES

As the recipient of Kelly's staffing services, the Customer will be responsible for controlling the environment in which Assigned Employees perform their work, the details of their work, and, teaching board-approved curriculum and approved lesson plans. The Customer also will:

- (a) Provide Assigned Employees with a safe and suitable workplace, including all required site-specific training related to the chemical, physical and biological hazards in the workplace, emergency and safety procedures, school rules and protocols, policies and procedures regarding student disciplinary actions, and the confidentiality of student records and information;

- (b) Provide Kelly with prompt notice of any injury suffered by an Assigned Employee;
- (c) Use Assigned Employees only in assignments that match the job descriptions for which Kelly places them, not give duties to an Assigned Employees that the Assigned Employee must perform outside of Customer's premises and take full responsibility for assignments or duties that differ from the Assigned Employees' mutually agreed upon job duties, responsibilities, work environment or location, unless mutually agreed to pursuant to paragraph 14(f) of this Agreement;
- (d) Notify Kelly and be solely responsible when Assigned Employees are required to use Customer provided timekeeping system or absence management system;
- (e) Provide adequate internal controls, supervision, and instructions for Assigned Employees;
- (f) Supervise the performance of Assigned Employees using the same degree of diligence used to supervise its own employees;
- (g) Assume responsibility for Assigned Employees when they are required to handle keys, cash, confidential information and records of students and the Customer's regular employees;
- (h) Assume responsibility for the use of any vehicle, machinery, and/or equipment used by Assigned Employees in connection with their assignment (except for workers' compensation claims);
- (i) Assume sole responsibility for any bodily injury claims asserted against Kelly or its Assigned Employees by students, their parents or representatives, Customer personnel or business invitees, or other third parties (except to the extent that such claims are based on the negligence of Kelly or the failure of Kelly full time staff personnel to fulfill their obligations regarding the recruitment, screening, and hiring of the Assigned Employees);
- (j) Ensure that the Assigned Employees do not have sole custody of a single student, be solely responsible for supervising more than one classroom of students at a time, or administer or maintain custody of any student medications;
- (k) Be solely responsible for releasing students at the end of the school day to an authorized party;
- (l) Ensure Assigned Employees who are placed at Customer through Kelly shall not work directly for Customer, or a third party contracted by Customer, in any capacity where such Assigned Employees receive compensation during the same time period from Kelly, Customer or third party;
- (m) Provide Kelly with prompt, written notice of any concern or complaint about the conduct of an Assigned Employee by the end of the same day that it learns of the concern or complaint, and permit Kelly to actively participate in Customer's investigation of such a concern or complaint;
- (n) Provide Kelly with written notice within one (1) business day after the Customer learns of any formal or informal complaint, litigation, potential litigation, or an administrative or governmental charge, that involves an Assigned Employee, and permit Kelly a reasonable opportunity to participate actively in the matter, as Kelly sees fit;
- (o) Not request nor require any Assigned Employees to perform heavy labor, lifting or physical activity unless required and accepted in the job description;
- (p) Notify Kelly as early as possible (either, for example, prior to 6:00 a.m. or three (3) hours prior to the start of the class) , through the protocols established by Kelly for such notice, of the need for Assigned Employees for a given day; however, Kelly and Customer recognize that the need for a substitute may occur later than anticipated and that in such cases, Kelly will use its best efforts to find an Assigned Employee for such Customer requests;
- (q) Ensure that Assigned Employees do not actively or competitively participate in any physical activities, exercises, competitive games or sports with students or other faculty members at any time, including in school gymnasiums, classrooms, or on the playground. In the event an Assigned Employee is assigned to a physical education class, physical activity shall be limited to non-participation instructional purposes only;
- (r) Assume responsibility for the conduct of its own officers, employees, and agents; and
- (s) Comply with duties imposed on it by law, rule, or regulation.

5) CUSTOMER REPRESENTATIONS

The Customer represents and warrants that:

- (a) Its actions under this Agreement do not violate or overlap its obligations under any agreement that Customer has with any labor union;
- (b) Kelly's responsibilities listed in this Agreement regarding screening, the payment of wages, and the provision of benefits to the Assigned Employees do not violate a policy or practice of the Customer;
- (c) The Customer has disclosed to Kelly all screening requirements that Customer would use for the positions covered by this Agreement if the Customer were directly employing individuals in such positions;
- (d) If Customer, not Kelly, is the recipient of the Assigned Employees' fingerprint background check clearance/suitability letter, Customer will provide Kelly with the clearance information and any updated information in a timely manner;

- (e) The Customer has the right, power, requisite authorization, and has satisfied any applicable procedural requirements necessary for it to be authorized to enter into this Agreement;
- (f) The Customer representative who is signing this Agreement has been delegated authority by the school board or district to execute this Agreement;
- (g) At the beginning of the school year, but at a minimum, not less than thirty (30) days prior, Customer will use best efforts to advise Kelly of all scheduled professional development days;
- (h) If the Assigned Employees will use a Customer-provided timekeeping or absence management system or process, then a such timekeeping system, absence management system or process shall be compliant with all applicable legal requirements, including recording of time worked; and,
- (i) The Customer will neither request nor require that the Assigned Employees perform duties outside of Customer's premises (e.g., participate on field trips) unless Kelly gives its written consent in advance.

6) INTELLECTUAL PROPERTY/ASSIGNED EMPLOYEES' DATA

All Kelly and Customer intellectual property, including processes, procedures, trademarks and copyrights, are and shall remain the sole property of each respective party. Customer will only use Assigned Employees' Data ("Assigned Employees' Data"), including, but not limited to, Assigned Employees' personal information, identity, U.S. mail or email address, contact information, social security number, phone number, personal health information, or absence management information data in connection with Services provided by Kelly in accordance with this Agreement. Customer acknowledges that Assigned Employees' Data is proprietary, personal and highly confidential, and Customer shall not disclose the information to any third parties unless legally required to do so. Should Customer determine that it may be legally obligated to disclose Assigned Employees' Data, Customer shall provide notice to Kelly at least five (5) business days in advance of producing any such information. To the extent Kelly utilizes Customer's absence management or other systems ("System"), Customer shall allow and authorized Kelly full access to the System throughout the term of the Agreement and for thirty (30) days after termination. In the event the Agreement is terminated, Kelly shall have thirty (30) days to remove Assigned Employee Data from the System.

7) BILLING & PAYMENT TERMS

- (a) **Invoices.** Kelly will invoice Customer each week for all compensable time (as defined by the Fair Labor Standards Act of 1938 and applicable state law), including but not limited to hours worked on assignment, training, testing or screening completed by Assigned Employees after hire, at agreed-upon rates. The rates at which Kelly will invoice the Customer (and any reimbursable expenses) are listed in Pricing Exhibit A. Service lines may be added by mutual agreement of the parties pursuant to Paragraph 14(f). Unless otherwise stated in Pricing Exhibit A, payment will be due upon Customer's receipt of the Kelly invoice. In the event of termination of this Agreement, Customer will pay Kelly promptly for Services performed up to the time of termination. If the Customer's rates are not set out in Pricing Exhibit A, Kelly and the Customer will agree on rates at the time of an order, which Kelly will record electronically in its systems. The services billed may be provided by Kelly Services Global, LLC or Kelly Services USA, LLC, affiliates of Kelly, or third-party staffing providers (collectively "Staffing Providers"). Staffing Providers may provide the Services under this Agreement, and in such cases, Kelly will act as a collection agent on behalf of such Staffing Providers and bears no extracontractual liability other than that of collection agent.
- (b) **Disputed Amounts.** If this Agreement is terminated by Kelly or Customer or Customer disputes any amount invoiced by Kelly, Kelly shall be timely paid (in accordance with the payment terms in Section 7 (a)) by Customer for all fees/services that are not in dispute. If Customer fails to pay Kelly any fee when due, Customer shall be liable for a late charge equal to one and one half percent (1 ½%) per month on the outstanding amounts beginning on the due date and Customer shall be responsible for reasonable attorneys' fees incurred by Kelly to collect the outstanding amount.
- (c) **Taxes.** Any sales or use taxes that apply to sales to Customer will be added to Customer's invoices as a separate item.
- (d) **Pricing Adjustments.** Upon prior written notice, Kelly may adjust pricing:
 - i) To reflect the impact of inflation upon our costs by an amount not to exceed the year over year change in the Consumer Price Index for the preceding twelve (12 months); or
 - ii) If any law, regulation and/or policy is enacted that is applicable to either Kelly or Customer that requires an increase and/or additional compensation and/or benefits to Assigned Employees, Kelly may change the pricing for the current school year(s) contained in Exhibit A. The pricing in Exhibit A shall be adjusted to reflect the actual cost increase to Kelly reasonably calculated on a direct or pro rata basis; or
 - iii) For changes in sales, use, or gross receipts taxes; or
 - iv) For changes in (a) the Customer's requirements (e.g., requisition, billing and invoicing processes; the introduction of third-party software systems and processes), (b) service levels, or (c) service delivery method; or

- v) To ensure that the pay rates comply with federal and state laws and regulations regarding minimum wages and overtime compensation.
- (e) **Record of Time Worked; Automated Scheduling.** Customer agrees to adhere to the "Time, Billing & Automated Scheduling Terms" in Exhibit B.
- (f) **Expenses.** Expenses (e.g., mileage) and all costs and administrative fees associated with required screenings and drug tests will be charged to the Customer, passed through without mark up.

8) WORKERS' COMPENSATION AND LIABILITY INSURANCE

Kelly will, at its own expense, provide and keep in full force and effect during the term of this Agreement the following kinds and minimum amounts of insurance:

- (a) **Workers' Compensation.** Workers' compensation statutory coverage as required by the laws of the jurisdiction in which the services are performed and includes alternate employer endorsement;
- (b) **Employer's Liability.** Employer's Liability insurance with a limit of \$1,000,000;
- (c) **Commercial General Liability.** Commercial general liability insurance with a \$1,000,000 per occurrence and includes bodily injury and property damage coverage;
- (d) **Commercial Automobile Liability.** Commercial automobile liability insurance with a \$2,000,000 combined single limit on vehicles owned, leased, or rented by Kelly while performing under this Agreement;
- (e) **Umbrella Liability Insurance.** Umbrella liability insurance to be used in excess of the liability policies with \$15,000,000 combined single limit per occurrence; and
- (f) **Commercial Blanket Bond.** A commercial blanket bond with limits of \$3,000,000 in the aggregate per occurrence and includes coverage of employee dishonesty to the extent Kelly failed in its responsibilities in Section 3 of this Agreement.

Kelly will provide Customer with a certificate of this insurance coverage upon request.

9) INDEMNIFICATION BY KELLY

- (a) Kelly will indemnify, defend and hold harmless Customer and its directors, officers, employees and agents, from and against all demands, claims, actions, losses, judgments, costs and expenses (including reasonable attorney fees) (collectively "Damages") imposed upon or incurred by Customer to the extent arising out of any of the following:
 - i) Kelly's failure to comply with its obligations under applicable employment-related laws, regulations or orders in Kelly's capacity as the general employer of the Assigned Employees;
 - ii) Breach of any obligation of Kelly contained in this Agreement; or
 - iii) Any direct claim for workers' compensation benefits for job-related bodily injury or death asserted against Customer by any Kelly employees or, in the event of death, by their personal representatives.
- (b) Kelly's obligation to indemnify, defend and hold harmless will not apply to: (i) indirect, special or consequential Damages (ii) claims that do not result in a finally adjudicated claim of damages against Customer brought by a third party, (iii) the extent that Damages are due to Customer's failure to fulfill its duties under Section 4, (iv) the extent that any Damages, except for the payment of workers' compensation benefits, are the result of any negligent act or omission or intentional misconduct of Customer, its officers, employees or agents, or iv) the extent that Customer is required to indemnify Kelly against such Damages under Section 10.

10) INDEMNIFICATION BY CUSTOMER

- (a) To the extent permitted by law, Customer will indemnify, defend and hold harmless Kelly and its directors, officers, employees and agents from and against all damages imposed upon or incurred by Kelly, other than for job-related bodily injury or death of an Assigned Employee, arising out of any of the following:
 - i) Customer's failure to comply with its obligations under applicable laws, regulations or orders; or
 - ii) Breach of any obligation of Customer contained in this Agreement;
- (b) Customer's obligation to indemnify, defend and hold harmless will not apply (i) to indirect, special or consequential damages or (ii) to the extent any damages are caused by any negligent act or omission or intentional misconduct of Kelly, its officers, employees or agents.

11) NOTIFICATION OF CLAIMS

- (a) Customer and Kelly agree (i) to notify each other in writing of any asserted claim within ten (10) days of either discovery of the occurrence upon which the claim may be based or learning of the claim, whichever occurs first, and (ii) to permit

Kelly or Customer, as the case may be, to defend the claim at the option of the party against whom the claim is asserted, with counsel acceptable to such party, which consent will not be unreasonably refused.

- (b) Neither party will pay or agree to pay any asserted claim under this Agreement without prior written approval from the party against whom the claim is asserted, which approval will not be unreasonably withheld; provided that approval on behalf of Kelly must be obtained from the Kelly Law Department in Troy, Michigan.

12) TERM; TERMINATION

The term of this Agreement begins as of the date first shown above with a first date of service of 9/1/2021, if all deadlines are met, and will continue in effect until canceled by either party upon allowing not less than thirty (30) days prior written notice to the other. Kelly reserves the right to terminate this Agreement immediately in the event of non-payment. Further, Kelly has the right to terminate this Agreement should any student or Customer employee physically or verbally assault or injure an Assigned Employee and Customer does not respond to the incident to Kelly's satisfaction. In the event of termination, this Agreement will continue to govern the parties' rights and obligations with respect to services performed prior to termination.

13) NON-SOLICITATION

Unless otherwise agreed to in writing, neither party shall hire or solicit the employment of the other party's regular, full-time employees during the term of this Agreement and for a period of twelve (12) months thereafter. This provision shall not apply to a party's generalized recruiting practices.

14) MISCELLANEOUS

(a) Notices

- i) Any notices, consents or other communications required or permitted under this Agreement must be in writing (including telecommunications) and delivered personally or sent by e-mail or other transmission (with request for assurance in a manner typical with respect to communication of that type), overnight air courier (postage prepaid), registered or certified mail (postage prepaid with return receipt requested), addressed as shown on the first page of this Agreement.
- ii) Unless otherwise stated in this Agreement, notices, consents or other communications will be deemed received (a) on the date delivered, if delivered personally or by wire transmission; (b) on the next business day after mailing or deposit with an overnight air courier; or (c) three business days after being sent, if sent by registered or certified mail.

(b) Severability; Waiver

The invalidity or unenforceability of any provision of this Agreement shall not affect the validity or enforceability of any other provision of this Agreement. Any delay or waiver by a party to declare a breach or seek any remedy available to it under this Agreement or by law will not constitute a waiver as to any past or future breaches or remedies.

(c) Assignment

Neither Kelly nor Customer may assign this Agreement without the prior written consent of the other party; provided that Kelly may use secondary vendors to fulfill any or all of its obligations hereunder without securing Customer's consent. This Agreement will be binding upon the parties hereto, and their successors, heirs and assigns, as permitted.

(d) Independent Contractor

In its performance of this Agreement, Kelly will at all times act in its own capacity and right as an independent contractor, and nothing contained herein may be construed to make Kelly an agent, partner or joint venturer of Customer.

(e) Force Majeure

No party shall be liable or responsible to the other party, nor be deemed to have defaulted under or breached this Agreement, for any failure or delay in fulfilling or performing any term of this Agreement (except for any obligations to make payments to the other party hereunder), when and to the extent such failure or delay is caused by or results from acts beyond the affected party's reasonable control, including, without limitation: (i) acts of God; (ii) flood, fire, pandemic, earthquake or explosion; (iii) war, invasion, hostilities (whether war is declared or not), terrorist threats or acts, riot or other civil unrest; (iv) government order or law; (v) actions, embargoes or blockades in effect on or after the date of this Agreement; (vi) action by any governmental authority; (vii) national or regional emergency; (viii) strikes, labor stoppages or slowdowns or other industrial disturbances; and (ix) shortage of adequate power or transportation facilities. The party suffering a force majeure event shall give notice within five (5) days of the force majeure event to the other party, stating the period of time the occurrence is expected to continue and shall use diligent efforts to end the failure or delay and ensure the effects of such force majeure event are minimized.

(f) Amendments

This Agreement may not be amended or supplemented in any way except in writing, dated and signed by authorized representatives of both parties.

(g) Counterparts

This Agreement may be executed in counterparts, each of which shall be deemed an original, but all of which together shall be deemed to be one and the same agreement. A signed copy of this Agreement delivered by facsimile, e-mail or other means of electronic transmission shall be deemed to have the same legal effect as delivery of an original signed copy of this Agreement.

(h) Governing Law

This Agreement shall be governed by and construed in accordance with the laws of the State of IL without giving effect to any choice or conflict of law provision or rule.

(i) Entire Agreement

This Agreement, its exhibits (and any job descriptions signed by the Customer) are the entire understanding and agreement between the parties with respect to the subject matter covered, and all prior agreements, understandings, covenants, promises, warranties and representations, oral or written, express or implied, not incorporated in this Agreement are superseded.

KELLY SERVICES, INC.

Community Unit School District 300

By: _____

By: _____

Name: _____

Name: Jennifer Porter

Title: _____

Title: Chief Financial Officer

Date: _____

Date: _____

**EXHIBIT A
PRICING FOR KELLY EDUCATION**

This Pricing Exhibit A is incorporated and made part of the Agreement for Educational Staffing between Kelly Services, Inc. and Community Unit School District 300, dated 9/1/2021. The pricing in Exhibit A is confidential and proprietary to Kelly.

1. Types of Assignments; Pricing

The Assigned Employees will be assigned to the following positions and at the following rates:

Position	Pay Type	Markup
Administrative / Clerical	Hourly	1.360

A signed Job Description is required for each position listed.

2. Pricing for Hiring a Kelly Assigned Employee

Customer agrees to pay a placement fee upon hiring the Kelly Assigned Employee to work in full- or part-time position of employment with the Customer. The placement fee is based on days worked. The fee schedule is set forth below.

1 – 30 days worked	\$6,750
31– 60 days worked	\$2,700
61 – 90 days worked	\$1,350
90+ days worked	\$500

3. Pricing for Hiring a Direct Hire Candidate

If the Customer hires a candidate referred to it by Kelly for direct hire by Customer, the Customer agrees to pay a direct placement fee of \$9,000. A Direct Hire is defined as a person who has not been in the employ of Kelly or the school/district prior to being hired by the school/district to fill a targeted open position.

KELLY SERVICES, INC.

Community Unit School District 300

By: _____

By: _____

Name: _____

Name: Jennifer Porter

Title: _____

Title: Chief Financial Officer

Date: _____

Date: _____

EXHIBIT B

TIME, BILLING, AND AUTOMATED SCHEDULING TERMS

1) DOCUMENTATION OF TIME WORKED

- (a) The Customer agrees to review, approve and sign, by signature or electronic means, documentation of time worked by the Assigned Employees. The Customer also will designate one or more representatives to approve the record on its behalf. If the Customer representative is unavailable, the Kelly representative responsible for the Customer assignment (or other Kelly representative authorized by Customer) may approve the record on Customer's behalf or it may be approved in accordance with (b) below. Customer will use reasonable efforts to assist Kelly in the retrieval of missing or unsubmitted substitute teacher time sheets.
- (b) Electronic approvals through the Aesop Web Time system require the following:
 - i) Substitute teachers will submit time for approval each week. The Customer must approve time entries by Tuesday at 11:59 PM. The Customer will make reasonable efforts to ensure that approving managers take approval action on Tuesday and adhere to this schedule to expedite substitute payroll.
 - ii) Approved time for a given week-ending date will be gathered from the system Monday, Tuesday and after midnight Wednesday as time entries sheets are approved. At that time, all non-rejected time that have been submitted for approval will be considered approved-in-full by the school and sent for payroll processing.
 - iii) All Customer representatives who approve the time entries of the Assigned Employees must have school-issued, active e-mail accounts.
 - iv) Each school should assign an Aesop Web Time administrator to approve substitute teacher time sheet each week. A backup administrator should also be designated to approve time sheets in the event of the first administrator's absence.
 - v) All adjustments to approved time will be handled outside of the Aesop Web Time system. Aesop will not be updated to reflect the adjusted values.

2) NON-EXEMPT EMPLOYEES AND OVERTIME

- (a) **Non-exempt Employees.** Some Kelly Employees may be deemed as non-exempt employees under federal or state wage and hour laws (e.g., (1) states that designate teachers as non-exempt, (2) licensed teachers not performing the customary duties of a classroom teacher, or (3) Kelly Employees that are not licensed teachers and assigned to perform clerical, administrative, janitorial, or cafeteria duties). Kelly Employees who are designated as non-exempt or are performing non-exempt work are entitled to overtime pay.
- (b) **Overtime; Meal and Rest Periods.**
 - i) Kelly shall pay nonexempt Kelly Employees overtime pay in accordance with applicable federal and state law at a rate of one and one-half times their regular rate of pay for all hours worked over 40 hours in any given workweek and bill the Customer accordingly.
 - ii) Kelly shall adjust its overtime payments to comply with state laws that may impose additional or different requirements than federal law, and bill the Customer accordingly. For example, under California's wage and hour law, nonexempt employees must be paid overtime for any hours worked in excess of eight hours in one workday or 40 hours in one workweek.
 - iii) Kelly will base overtime pay on hours actually worked. For example, hours paid for vacation, holiday, sick, or paid time off will not be included in calculating overtime.
 - iv) An authorized Customer representative must approve in advance a non-exempt Kelly Employee working overtime.
 - v) In those states that require non-exempt employees to have meal and rest periods, non-exempt Kelly Employees must accurately record their meal and rest periods in accordance with Section 1 above.

3) Automated Scheduling

- (a) Kelly may provide an interactive, voice-activated response (IVR) and internet program for automated scheduling and absence reporting in some situations. Among other things, the program would enable Kelly to provide the Customer with certain reports and information related to regular teacher absences and substitute teacher staffing coverage, and permit the Customer and its designated representatives to schedule regular teacher absences. Implementation of the IVR/internet program would require that the Customer provide certain information concerning the employment positions that the Agreement for Educational Staffing covers and the personnel currently in such positions.
- (b) Any information that the Customer provides Kelly for purposes of implementing the IVR/internet program will be used in connection with the educational staffing services that Kelly provides. Kelly will not use such information for any other purpose without the Customer's prior written consent.
- (c) Information in reports that Kelly furnishes to the Customer which are generated based on the IVR/web program will contain information that the Customer's personnel provides upon accessing and using the IVR/web program. Accordingly, the accuracy of such information depends on the accuracy of the information provided by the Customer's personnel. The Customer will be solely responsible for verifying the accuracy of such information.

JOB DESCRIPTION: ADMINISTRATIVE/CLERICAL

The requirements listed below under the job title are representative of the knowledge, skills, and/or abilities required to perform the duties of this position.

- 1) JOB TITLE: ADMINISTRATIVE/CLERICAL (SUBSTITUTE).** Other job titles that a substitute Clerical employee may be known by include (but are not limited to): Secretary, Clerical Assistant, Administrative Aide, Administrative Assistant, etc.
- 2) QUALIFICATIONS.**
 - a) Meets state requirements for education qualifications.
 - b) Has effective organizational, communication and interpersonal communication skills.
 - c) Must be able to follow oral and written directions and have the ability to establish effective working relationships with School District staff and students.
 - d) Maintain student and school personnel confidentiality.
 - e) Endeavors to understand and respect the values and traditions of the diverse cultures represented in the community and in the school.
 - f) Manifests a positive role in school and community relations.
 - g) Additional qualifications to the above as the Board of Education may find appropriate and acceptable and as agreed upon by Kelly Educational Staffing (KES).
- 3) REPORTING STRUCTURE.**
 - a) Kelly Administrative/Clerical employee will report to the School Principal or Assigned School District Administrator.
 - b) Kelly Administrative/Clerical employee will receive day-to-day and all job-specific instruction from the School District.
- 4) JOB GOAL.**
 - a) In the absence of the School District's full-time Administrative/Clerical employee, the KES Administrative/Clerical employee provides general secretarial and clerical office duties.
 - b) The KES Administrative/Clerical employee shall perform his or her work under the direction of the School District's full-time Administrator or other designee, who has ultimate responsibility for designing and implementing clerical services.
- 5) SCOPE OF RESPONSIBILITY.**
 - a) Administrative/Clerical substitute employees work at all times under direction and supervision of School District full time, professional employees.
 - b) Dress in a safe and appropriate manner as described in the KES Standards of Professional Conduct
 - c) Follow sign in and sign out procedures as prescribed by the School District personnel.
 - d) Organize and maintain an efficient and effective office that handles a variety of tasks for the administration, faculty, students, and parents of the school.
 - e) Perform secretarial and clerical tasks of a varied nature.
 - f) Assist in creating and maintaining a clean, attractive, orderly, safe, and efficient office environment.
 - g) Communicate to the School District Administrator or designee any unusual situations witnessed.
 - h) Report all personal injury or school property and/or theft to Kelly supervisor and School District personnel immediately.
 - i) Allows all students to see the on-site nurse or visit the school clinic if and when they request to do so. The KES Substitute employee should never make judgment calls as to the authenticity of a student's request in this regard unless otherwise directed by School District personnel.
 - j) Allows all students to use the restroom if and when they request to do so. The KES Substitute employee should never make judgment calls as to the authenticity of a student's request in this regard unless otherwise directed by School District personnel.

6) UNACCEPTABLE DUTIES/RESPONSIBILITIES. The KES Administrative/Clerical employee shall not:

- a) Have sole supervisory responsibility or any supervisory responsibility for students.
- b) Touch or be in any type of physical contact with students.
- c) For the physical safety of the students and the KES Administrative/Clerical Worker and to avoid KES being held liable for injuries, the Administrative/Clerical Worker shall not perform duties that will require or permit the following:
 - (1) Administer medication.
 - (2) Diagnosing an injury or illness that is actual, perceived, suspected, or claimed.
 - (3) Physically move, touch, or be in any type of physical contact with a student.
 - (4) To be alone with a student in a private setting.¹
 - (5) One-on-one contact with special needs students including physical restraint or care.

School District will use KES Administrative/Clerical employees only in assignments consistent with the job descriptions for which KES places them, will not give duties to a KES Administrative/Clerical employee that KES Administrative/Clerical employee must perform outside of School District's premises, and will take full responsibility for assignments or duties that differ from the KES Administrative/Clerical employees' mutually agreed upon job duties, responsibilities, work environment, or location, unless mutually agreed to in writing.

7) IN GENERAL

I have read this job description for the KES Administrative/Clerical employee, and it accurately describes the duties and responsibilities of the KES Administrative/Clerical employee that we want him or her to perform.

We agree to immediately notify our KES representative of any proposed change in job duties or responsibilities that differ or are inconsistent with the standards contained herein. We further understand that no changes may take effect until KES has formally agreed to the proposed change.

Upon signing this job description, I agree on behalf of the school district that this job description is incorporated by reference and made part of the agreement we have with Kelly Services, Inc. through its service offering, Kelly Educational Staffing.

Community Unit School District 300	
Print Name of School District or Employee	Kelly Services, Inc.
Signature: _____	Signature: _____
Print Name: <u>Jennifer Porter</u>	Print: _____
Title: <u>Chief Financial Officer</u>	Title: _____
Date: _____	Date: _____

¹ This includes in-house teaching, visiting a student's home for any reason, having custody of a single student beyond the presence of other adults or students and/or assignments without on-site supervision from district personnel.



**COMMUNITY UNIT SCHOOL DISTRICT NO. 300
BOARD of EDUCATION MEMO**

DATE: 9/8/2021
TO: Board of Education
FROM: Susan Harkin, Superintendent

Presented at the following Board Meetings	
Construction/Facility	09/14/2021
Finance	09/14/2021
Policy/Legislative	
School Utilization	
BOE 1st Reading	09/14/2021
BOE 2nd Reading	09/28/2021

SUBJECT: Technology Assessment Professional Services Agreement

Background

District 300 has greatly expanded its digital footprint over the last five years. Now that the district is fully 1:1 for all students and has increased its digital curriculum content, we recommend working with an outside entity to complete an IT assessment. The purpose of the assessment is as follows:

- People — Evaluate the current IT organization structure inclusive of the operational and instructional staffing structure
- Process — Review the IT service delivery, administration, and operational activities
- Improvements — Recommend potential changes or improvements to the current IT environment

The District administration worked with Plante Moran on the selection of the new Student Information System. As a result, they are familiar with our current technology systems and staff. With this knowledge, we are recommending they facilitate the work. They will be able to quickly complete the IT assessment and streamline a report that will “identify the list of recommending projects, relative priorities, and estimated timeline for implementation.”

Recommendation

The administration recommends awarding the IT Assessment to Plante Moran as outlined in the attached proposal. The contract will be paid for out of the Technology Budget.



SEPTEMBER 1, 2021

Make the mark.

COMMUNITY UNIT SCHOOL DISTRICT 300
IT Assessment Services Proposal - DRAFT

September 1, 2021

Ms. Diane White
Director of Purchasing
Community Unit School District 300
2605 Bunker Hill Drive
Algonquin, IL 60102

Dear Diane,

We appreciate the opportunity to present this proposal to assess the Information Technology (IT) environment at Community Unit School District 300 (CUSD 300). It is our understanding that you are seeking a review of the IT support function including both digital learning and IT, with attention to organizational structure, processes and procedures, and the technology infrastructure/application environment.

Based on our experience, an IT assessment is a sound business practice, as it creates a baseline of technology support and identifies specific recommended actions to better align technology with CUSD 300's instructional, operational, and management needs. Our proposed approach is to review your current IT environment from three perspectives:

- **People** – Evaluate the IT organization, including IT governance and staffing structure
- **Process** – Review the IT service delivery, administration and operational activities
- **Technology** – Assess the appropriateness of the information technology infrastructure

We will assess the critical areas of IT to address your concerns as described in the Project Scope section of our proposal. During the assessment, we will work closely with your IT and Digital Learning staff to understand the current status of the IT environment and processes used to support the schools. The result of this assessment will be a report identifying the current state of your IT environment, which will include recommendations for any changes or improvements.

Plante Moran is committed to delivering the highest quality of service. We have performed similar projects for Fort Worth ISD, Kentwood Public Schools, Kalamazoo Public Schools, and Forest Hills Public Schools to name a few. Our proposed team blends technical expertise and deep knowledge of education operations with seasoned management consultants to work on this important initiative. Please contact me at 248-223-3304 or Judy.Wright@plantemoran.com if you have any questions.

Sincerely,

Plante & Moran, PLLC


Judy Wright, Partner

Contents

Executive Summary2

Project Approach.....3

Project Timing & Fees 10

Project Team..... 11

Engagement Agreement 14

Executive Summary

It is our understanding that Community Unit School District 300 is seeking to engage the services of a consulting firm to examine both instructional and operational technology at the district. The focus of this assessment is to identify the appropriate mix of IT staff, processes and procedures, and technology to support current and future district initiatives. As part of this process, CUSD 300 would like to address the following key objectives:

- Does IT have the appropriate staffing to provide an appropriate quality of service?
- Is our IT support function organized appropriately for our changing needs?

The analysis will include a review of IT from three perspectives: people, process, and the technical environment. We will use a variety of methods to gain information about the use and support of technology, including documentation review, web-based surveys, group interviews with representative user groups, and technical review of the infrastructure and key technologies.

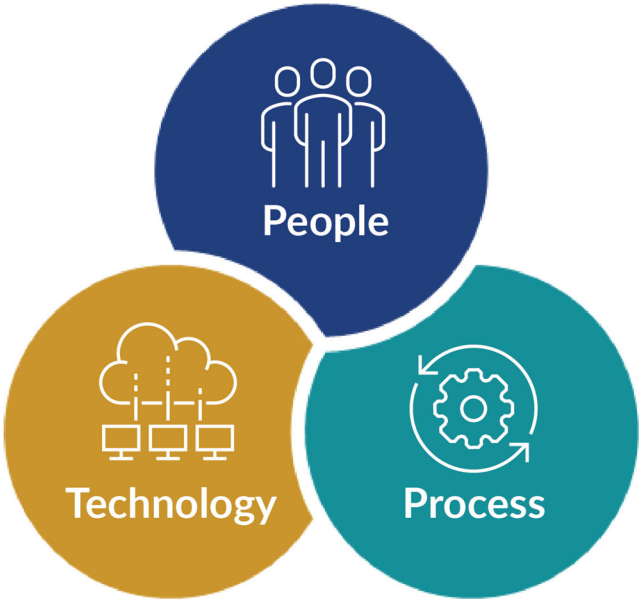
The deliverable for this IT assessment is a report that will include a summary of findings and opportunities for improvement in each of the areas identified, along with an associated maturity rating. Further, the deliverable document will identify the list of recommended projects, relative priorities, and estimated timeline for implementation.

Project Approach

Overview of our proposed methodology

We've refined and strengthened our assessment and strategic planning methodology during our numerous client engagements over the past 30 years. Our methodology incorporates best practices from ITIL, COBIT, TOGAF, and other frameworks, and we're also continually updating it based on our new client projects and industry involvement.

To achieve your objectives, a broad and comprehensive review of the IT environment from the standpoint of **people**, **process**, and **technology** is essential:



People.

Organization of the technology support function, including governance, organization structure, user satisfaction, staff development, etc.

Process.

Administration of technology, including policies and procedures, technology standards, service delivery, help desk administration, network management, software deployment, etc.

Technology.

Technologies and systems used to accomplish current objectives.

Cybersecurity elements

Our assessments incorporate elements of cybersecurity to identify any additional protections and controls necessary to mitigate security risks and threats. Based on our understanding of your needs, there will be an emphasis on cybersecurity throughout the assessment. However, the cybersecurity review included in our proposal does not replace the need for comprehensive and periodic network vulnerability assessment and penetration testing.

Assessment scope

As noted previously, our IT assessment methodology is designed to provide a broad and comprehensive view of your IT environment. This enables us to identify gaps and develop recommendations that not only address your identified objectives, but also provide a model for long-term sustainability. Below is a sampling of the key areas and topics that will be addressed:

PEOPLE	Human capital management <ul style="list-style-type: none"> Organizational structure Staffing levels Departmental skillset Competency development Succession planning 	Strategic sourcing <ul style="list-style-type: none"> External service providers Procurement Vendor and contract management 	Stakeholders <ul style="list-style-type: none"> Stakeholder engagement Expectation management End user satisfaction
PROCESS	Strategy <ul style="list-style-type: none"> IT mission, vision, and values Alignment with strategic plan Innovation Project portfolio management <ul style="list-style-type: none"> Portfolio management Project management Organizational change management 	Governance <ul style="list-style-type: none"> Investment strategy Enterprise architecture Standards and policies Service level agreements Governance model Risk management <ul style="list-style-type: none"> Cybersecurity management Security architecture Information protection Disaster recovery and business continuity plans Regulatory and compliance obligations 	Operations management <ul style="list-style-type: none"> Asset lifecycle management Performance and capacity management Change management IT service management Knowledge management
TECHNOLOGY	Infrastructure technology <ul style="list-style-type: none"> Data center Cloud services Structured cabling Network Servers and virtualization Enterprise storage and backup Telecommunications 	Workforce enablement <ul style="list-style-type: none"> Device portfolio Mobility Remote access Collaboration and presentation solutions Productivity solutions Classroom technologies District-wide applications* 	Business intelligence and data <ul style="list-style-type: none"> Data governance Integrations Analysis and reporting tools

* Please note that the review of these applications is not intended to be a comprehensive assessment of these systems, but rather, a review to identify gaps or deficiencies in technical and support needs of these systems.

Project workplan

Our project will be divided into two major phases, with project monitoring throughout.



PHASE 1: DISCOVERY

Objective: Review the district’s current IT organization, technology environment, products, services, staffing, processes, systems, etc. identified our statement of understanding.

Deliverables: Initial themes, preliminary findings and gaps, areas for improvement



PHASE 2: ANALYSIS AND RECOMMENDATIONS

Objective: Perform a deeper analysis of the information gathered during Phase 1. The findings and prioritized recommendations will be assembled into a report that will be reviewed with the district’s project team.

Deliverables: IT assessment report and presentation to leadership



THROUGHOUT THE PROJECT: ONGOING PROJECT MANAGEMENT AND MONITORING

From initiation to completion, our team will manage this project to ensure success for the district. This will include:

- Project initiation activities, including a meeting with the district to introduce the project team and confirm project objectives, scope, deliverables, and timetables.
- Development of a project organizational structure and detailed project plans.
- Use of data collaboration tools.
- Project status meetings.

Activities by phase



PHASE 1: DISCOVERY

1. Collect and review documentation

Prior to our kick-off meeting (Step 2 below), we will provide the district with an information request list. We will review existing documentation to gain a comprehensive understanding of the district's current technology environment. We anticipate requesting documents in the following categories.

- IT organization and staffing
- Plans and budgets
- Network and telecom
- Server and storage environment
- End-user environment
- Applications
- Policies and procedures
- Cybersecurity
- External support

Please note that we do **not** expect the district to create any documentation that does not already exist. For any of the areas where documentation does not exist, the pertinent information will be obtained during the interview process or through a survey process.

We can distribute technical survey tools to gather information on current technologies in use (network, servers, storage, backup, disaster recovery, end-user computing environment, applications), if necessary. The tools will enable us to collect information in an efficient and consistent manner, to quickly compare the availability and use of technologies across the district.

2. Conduct project kick-off meeting

During this meeting, we will confirm the objectives, timing, and scope of the project, as well as the anticipated level of involvement from the district's staff. We will discuss which district team members should attend this session.

3. Conduct end-user technology satisfaction survey

To assess the use of technologies and their functions, we will develop and administer an online end-user survey. We will gather meaningful opinions, comments, and feedback regarding the deployment, use, and effectiveness of technologies across the district as well as the support function. Ideally, the survey would be administered to all stakeholders.

The survey questionnaire(s) will be reviewed with the district's project team, refined as necessary, and prepared for distribution. When possible, we prefer to obtain preliminary results prior to our interviews, as information from the survey allows us to prompt and focus discussions with interview participants.

4. Administer IT staff time/effort allocation survey

To support the district's objective of assessing the technology department's current staffing approach and its ability to meet current and future expectations for technology, we recommend the use of an online survey to aggregate information regarding roles and responsibilities, job requirements, available tools and resources, organization and reporting structure, and work volumes.

This is a staff self-administered survey and, ideally, we would like this survey to be completed by all IT staff prior to our meetings with IT staff to prompt and focus discussion. The time/effort allocation surveys will be analyzed for the IT organization overall, not at the individual level. For accuracy, it is crucial to have this survey completed by all members of the IT department.

5. Conduct leadership and stakeholder interviews

We will meet with key stakeholder groups to understand the expectations of IT and its technologies in support of that vision. The focus of these interviews is to identify the effectiveness of current IT operations, the ability to service and support current and future technical needs, and the overall use of technology at the district. Interview topics will likely include:

- The strengths and opportunities for improvement of key enterprise systems and other IT systems as applicable
- Utilization of existing technologies
- IT service delivery
- Major IT initiatives, project prioritization, and governance
- Justification, approval process, and funding for IT
- Current and anticipated information and technology needs over the next five years

We find that conducting these meetings without technology representatives present allows us to receive more candid feedback. We anticipate conducting 2 - 3 days of interviews, including groups of teachers, building and central office administration, and support staff, and will work with the district's project team to schedule the interviews at a time that is mutually convenient.

6. Meet with IT staff

We will meet with individuals representing each area of IT. While we anticipate that many of the meetings will be group interviews, we will also meet separately with key IT personnel where necessary. The topics of discussion will vary by group, with some overlap, but will likely include:

- Organization structure, communication/working relationship
- IT roles, responsibilities, and resources/tools
- Key technology functions, systems/applications usage and challenges
- Alignment of IT initiatives with the district's strategic plans
- Current and anticipated skills and professional development/training needs
- Current and anticipated IT needs over the next three to five years
- Policies and procedures related to administration and management of IT systems

These meetings will complement and further clarify the information gathered using the survey instruments described above.

We anticipate conducting 2-3 days of interviews and will work with your project team to schedule the interviews at a time that is mutually convenient. Please note that these interviews can be conducted either concurrently or separate from the stakeholder interviews.

7. Assess technical environment

We will conduct a review of the existing technical environment at the district, focusing on the areas identified in the assessment overview section. We will meet with representative members of the district's technology department who are responsible for administering and managing IT systems and services.

We will document our findings from this phase, which will serve to inform the subsequent phase, described on the following page.



PHASE 2: ANALYSIS AND RECOMMENDATIONS

1. Conduct in-depth analysis

We will incorporate a review of the IT operations, resources, and technologies of the district against comparable districts, industry standards, and best practices. We will focus on identifying specific areas of strength and opportunities for enhancement. The information obtained from this work step will be used to contrast and compare the effectiveness of the existing technology systems with current industry standards or other emerging technologies.

2. Develop IT assessment report

Based on our findings, we will develop an IT assessment report that identifies areas of improvement for the district's IT environment. The report will contain recommendations aligned with industry standards and best practices for each of the topical areas identified in the assessment overview section.

We anticipate the report will consist of the following sections:

- **Executive summary:** This section will include a recap of project objectives, project approach, answers to key questions, and an overall summary of key findings/recommendations.
- **Detailed assessment:** This section will provide details on the current state of the district's IT, including:
 - ◆ **Observations:** The current state, challenges, and gaps for the areas assessed. Includes detailed descriptions and maturity ratings by topical area within the areas of people, process, and technology.
 - ◆ **Recommendations:** The prioritized opportunities for improvement and potential projects to-be considered in the future state.
 - ◆ **Technology roadmap:** A summary of initiatives/projects with a draft prioritization and timing.
- **Appendices:** Supporting information as applicable.

3. Finalize assessment deliverables

We will review the draft IT assessment report with the district's project team. Once feedback is received from the project team, we will incorporate any necessary modifications and then finalize the report.

Additionally, we will develop an executive presentation of the IT assessment report and deliver the final report and presentation to the district's leadership team.

Project Timing & Fees

Project initiation activities can begin within a week upon receipt of a signed engagement agreement. We anticipate completing the draft assessment report within approximately **9 - 11 weeks**. Please note that the timing is predicated on the availability and responsiveness of your staff and stakeholders and assumes that project planning activities can take place immediately upon receipt of a signed engagement agreement.

We will work with your staff to finalize a schedule that best meets your needs and staff availability. A detailed project plan and timeline will be finalized during the project initiation step. We will keep the CUSD 300 project team apprised of any critical issues that need to be addressed prior to our report being completed or that could require a change in the timeline or scope of the project.

Task	1	2	3	4	5	6	7	8	9	10	11
Ongoing project management	█	█	█	█	█	█	█	█	█	█	█
Collect & review documentation	█										
Conduct project kick-off	█	█	█								
Conduct end user survey and IT staff time allocation		█	█								
Meet with leadership and stakeholders				█	█	█					
Meet with IT staff and assess technical environment				█	█	█					
Conduct in-depth analysis						█	█	█	█		
Draft IT assessment								█	█	█	
Develop & deliver IT assessment report											█

Our professional fees for this engagement, subject to the terms and conditions of the accompanying Professional Services Agreement, are based on the value of the services provided. Our fees for this engagement will not exceed **\$53,000**.

In presenting these fees, **we assume that all project activities will be conducted remotely**. The project fees will only be modified if there is a change in scope for the project based on your request and approved in advance by the district.

Project Team



Judy Wright

Partner

248-223-3304 | judy.wright@plantemoran.com

Judy has over 25 years of experience in the education industry. Judy leads the Education Consulting Practice for Plante Moran and works with organizations to better leverage technology and improve operations. Her experience includes project management, strategic initiatives including IT assessments and project facilitation, process improvement, technology planning, ERP assessment and selection and enterprise network design. She has managed in excess of \$120 million of enterprise-wide technology, in close coordination with the client, architects and construction managers.

Prior to joining Plante Moran, Judy was the Director of Computing Services at Wayne State University School of Business Administration and adjunct faculty in the Management Information Systems program. She holds a Bachelor of Arts degree in Computer Science from Wayne State University and a Master’s in Business Administration from The University of Michigan.



Marvin Sauer

Principal

248-223-3120 | marvin.sauer@plantemoran.com

Marvin has worked with educational clients for over 25 years taking them from initial strategic planning through the successful implementation of a wide variety of technologies from infrastructure to the classroom. He is a talented facilitator of small to large groups working with personnel ranging from classroom teachers to school board members. Marv has given presentations at local and national educational conferences on topics such as “Building the Network of Tomorrow, Today” and “With Strategic Planning First, Successful Implementation Follows.” He holds an MBA in Finance from the University of Michigan and a BS in Math and Computer Science from UCLA.



Alex Dietrich

Manager

248-223-3956 | alex.dietrich@plantemoran.com

Alex has over 6 years of experience providing, implementing, and sustaining information technology (IT) infrastructure solutions across both private and public sector industries including education (K-12 & higher education), city & county government, and manufacturing & distribution. Over his career, Alex has developed substantial hands-on technical background in service provider networking, network security, multi-vendor data networks, and end user device support. Alex specializes in network design, unified communications, and IT support operations.

Prior to Plante Moran, Alex gained valuable IT infrastructure knowledge from working at global private-sector companies. Alex has been responsible for delivering a high-level of on-site IT end user support at a major Silicon Valley technology company across US and Asia Pacific regions. He also possesses experience in managing a data center networking environment for a “Big 3” automotive manufacturer. Alex has a BS in Media and Information from Michigan State University.



Christopher Carr

Manager

248-223-3404 | christopher.carr@plantemoran.com

Chris is a Manager with Plante Moran and has seven years’ experience in IT Consulting. He has supported clients in fields such as K-12 and higher education, county and city government, and not-for-profits, and has specialized in technology needs assessments, project management, process redesign, and financial and operational analysis. Chris has additional project experience and skills in technical requirements determination and planning, needs assessment interviews and work sessions, data modeling, and business intelligence and analytics.

Chris holds a Project Management Professional (PMP) certification, ITIL 4 Foundation certification in IT Service Management, and a BS degree from the University of Notre Dame.



Jacinto J. Cordero

Senior Consulting Manager

248-223-3538 | jacinto.cordero@plantemoran.com

Jacinto has over 20 years of experience in information and communication technologies. His areas of expertise include IT assessment and strategic planning, voice, data, video and wireless/mobile network design and optimization, managed network services, network security, cybersecurity policies and controls, physical security (including video surveillance, access control, public addressing and radio communications), high-availability compute/storage, disaster recovery/business

continuity, data lifecycle management, data center design, cloud migration, Internet of Things (IoT), ERP readiness, and digital transformation for global/multinational service providers and organizations. Prior to joining Plante Moran, Jacinto worked in consultancy, solutions and business development roles at Huawei Technologies, China Telecom and Telmex/Claro/América Móvil. He holds Cisco CCNA Routing and Switching, and CompTIA Security+ certifications, a BS in Electronic Engineering from ESPOL in Ecuador and an MBA from Texas A&M University.

Additional resources



Matthew Lindner

Senior Manager

248-223-3666 | matthew.lindner@plantemoran.com

Matt has over nineteen years of information technology experience across a broad spectrum of projects working with clients in a variety of industries. Significant experience in assisting clients with system design and selection projects, project management, process redesign, operational improvement and needs assessments.

Typical projects have included ERP and other software systems, IT and operational assessments, process redesign and IT infrastructure. Prior to joining Plante Moran, Matt worked as a Business Analyst at ACN Inc., and at Global Crossing Ltd. Matt's educational background includes a Bachelor of Arts in Telecommunications from Michigan State University.

Engagement Agreement

This agreement is made between Plante & Moran, PLLC (PM), 3000 Town Center, Ste. 100, Southfield, MI 48075 and Community Unit School District 300 ("Client"), 2605 Bunker Hill Drive, Algonquin, IL 60102.

Scope of Services

This agreement and the accompanying Professional Services Agreement, which is hereby incorporated as part of this agreement is to confirm our understanding of the nature, limitations, and terms of the services Plante & Moran, PLLC (PM) will provide to Client.

This agreement also incorporates by reference the following sections of the Proposal to Provide IT Assessment Services to Client dated September 1, 2021:

Project approach

Project timing & fees

Agreed and Accepted

We accept this agreement and the accompanying Professional Services Agreement (collectively, “Agreement”), which set forth the entire between Community Unit School District 300 and Plante & Moran, PLLC with respect to the services specified in the “Scope of Services” section of this engagement agreement. This Agreement may be amended by written agreement between Plante & Moran, PLLC and Community Unit School District 300.

Plante & Moran, PLLC

Judy Wright

Partner

Date

Community Unit School District 300

Diane White
Director of Purchasing

Date

Professional Services Agreement – Consulting Services Addendum to Plante & Moran, PLLC Engagement Agreement

This Professional Services Agreement is part of the engagement agreement for our consulting services dated September 1, 2021 between Plante & Moran, PLLC (referred to herein as “PM”) and Community Unit School District 300 (referred to herein as “Client”).

1. **Management Responsibilities** – The consulting services PM will provide are inherently advisory in nature. PM has no responsibility for any management decisions or management functions in connection with its engagement to provide these services. Further, Client acknowledges that Client is responsible for all such management decisions and management functions; for evaluating the adequacy and results of the services PM will provide and accepting responsibility for the results of those services; and for establishing and maintaining internal controls, including monitoring ongoing activities, in connection with PM’s engagement. Client has designated Susan Harkin, Superintendent, to oversee the services PM will provide.

Client represents and warrants that any and all information that it transmits to Plante Moran will be done so in full compliance with all applicable federal, state, local, and foreign privacy and data protection laws, as well as all other applicable regulations and directives, as may be amended from time to time (collectively, “Data Privacy Laws”). Client shall not disclose personal data of data subjects (“Personal Data”) who are entitled to certain rights and protections afforded by Data Privacy Laws to PM without prior notification to PM. Client shall make reasonable efforts to limit the disclosure of Personal Data to PM to the minimum necessary to accomplish the intended purpose of the disclosure to PM.

2. **Nature of Services** – PM’s project activities will be based on information and records provided to PM by Client. PM will rely on such underlying information and records and the project activities will not include audit or verification of the information and records provided to PM in connection with the project activities.

The project activities PM will perform will not constitute an examination or audit of any Client financial statements or any other items, including Client’s internal controls. Additionally, this engagement will not include preparation or review of any tax returns or consulting regarding tax matters. If Client requires financial statements or other financial information for third-party use, or if Client requires tax preparation or consulting services, a separate agreement will be required. Accordingly, Client agrees not to associate or make reference to PM in connection with any financial statements or other financial information of Client. In addition, PM’s engagement is not designed and cannot be relied upon to disclose errors, fraud, or illegal acts that may exist. However, PM will inform you of any such matters that come to PM’s attention.

3. **Use of Report** – At the conclusion of PM’s project activities, PM will provide Client with a written report as described in the accompanying agreement. PM’s report will be restricted solely to use by management of Client and Client agrees that PM’s report will not be distributed to any outside parties for any purpose other than to carry out legal responsibilities of Client. PM will have no responsibility to update PM’s report for any events or circumstances that occur or become known subsequent to the date of that report.
4. **Interactive Analyses and Visualizations** – In instances where PM expressly agrees in the accompanying agreement to provide interactive analyses or visualization tools (collectively, “Electronic Documents”) to Client, such Electronic Documents will be provided in a format determined to be acceptable to both parties. Client acknowledges and agrees that Client’s ability to access such Electronic Documents may require software programs that PM does not develop, license, or support, and Client shall be solely responsible for the costs to obtain, use, or support any such required software. PM makes no representation or warranty with respect to such software or the continuing functionality of such software relative to the Electronic Documents and disclaims any and all express or implied warranties if any, associated with such software, its merchantability, and/or its fitness for any particular use by Client.

If and to the extent provided by PM, Electronic Documents are provided solely for the purpose of supporting the project deliverables and are to be used only as expressly described in and authorized by the project deliverables. PM disclaims any responsibility for any use of the Electronic Documents that is not expressly provided for in and authorized by the project deliverables. Further, Client acknowledges that Client is solely responsible for evaluating the adequacy and accuracy of any results generated through the use of Electronic Documents. PM will have no responsibility to support or update the Electronic Documents for any events or circumstances that occur or become known subsequent to the date of their corresponding project deliverables.

Client acknowledges that PM may utilize proprietary works of authorship that have not been created specifically for Client and were conceived, created, or developed prior to, or independent of, this engagement including, without limitation, computer programs, methodologies, algorithms, models, templates, software configurations, flowcharts, architecture designs, tools, specifications, drawings, sketches, models, samples, records, and documentation (collectively, "PM Intellectual Property"). Client agrees and acknowledges that PM Intellectual Property is and shall remain solely and exclusively the property of PM.

Upon payment for the engaged services, to the extent that PM incorporates PM Intellectual Property into the Electronic Documents (which PM shall do only as expressly provided for in the accompanying agreement), PM grants to Client a limited royalty-free, nonexclusive, right and license to use such incorporated PM Intellectual Property for internal purposes only and in the original format. Client agrees not to copy, publish, modify, disclose, distribute, decompile, reverse engineer, or create derivative works based on PM Intellectual Property. Notwithstanding the foregoing, in no event will PM be precluded from developing for itself or for others, works of authorship which are similar to those included in the project deliverables.

If and to the extent PM shares information obtained from third-party data sources with Client, Client agrees not to (i) disclose or redistribute any such third-party data to third parties without the express written consent of PM; or (ii) attempt to extract, manipulate, or copy any embedded or aggregated third-party data from the Electronic Documents for any purpose.

5. **Confidentiality, Ownership, and Retention of Workpapers** – During the course of this engagement, PM and PM staff may have access to proprietary information of Client, including, but not limited to, information regarding general ledger balances, financial transactions, trade secrets, business methods, plans, or projects. PM acknowledges that such information, regardless of its form, is confidential and proprietary to Client. PM will comply with all applicable ethical standards, laws, and regulations as to the retention, protection, use, and distribution of such confidential client information. Except to the extent set forth herein, PM will not disclose such information to any third party without the prior written consent of Client.

In the interest of facilitating PM's services to Client, PM may communicate or exchange data by internet, email, facsimile transmission or other electronic methods. While PM will use its best efforts to keep such communications and transmissions secure in accordance with PM's obligations under applicable laws and professional standards, Client recognizes and accepts that PM has no control over the unauthorized interception of these communications or transmissions once they have been sent, and consents to PM's use of these electronic devices during this engagement.

Professional standards require that PM create and retain certain workpapers for engagements of this nature. All workpapers created in the course of this engagement are and shall remain the property of PM. PM will maintain the confidentiality of all such workpapers as long as they remain in PM's possession.

Both Client and PM acknowledge, however, that PM may be required to make its workpapers available to regulatory authorities or by court order or subpoena in a legal, administrative, arbitration, or similar proceeding in which PM is not a party. Disclosure of confidential information in accordance with requirements of regulatory authorities or pursuant to court order or subpoena shall not constitute a breach of the provisions of this Agreement. In the event that a request for any confidential information or workpapers covered by this Agreement is made by regulatory authorities or pursuant to a court order or subpoena, PM agrees to inform Client in a timely manner of such request and to cooperate with Client should Client attempt, at Client's cost, to limit such access. This provision will survive the termination of this Agreement. PM's efforts in complying with such requests will be deemed billable to Client as a separate engagement. PM shall be entitled to compensation for its time and reasonable reimbursement of its expenses (including legal fees) in complying with the request.

PM reserves the right to destroy, and it is understood that PM will destroy, workpapers created in the course of this engagement in accordance with PM's record retention and destruction policies, which are designed to meet all relevant regulatory requirements for retention of workpapers. PM has no obligation to maintain workpapers other than for its own purposes or to meet those regulatory requirements.

Upon Client's written request, PM may, at its sole discretion, allow others to view any workpapers remaining in its possession if there is a specific business purpose for such a review. PM will evaluate each written request independently. Client acknowledges and agrees that PM will have no obligation to provide such access or to provide copies of PM's workpapers, without regard to whether access had been granted with respect to any prior requests.

6. **Consent to Disclosures to Service Providers** – In some circumstances, PM may use third-party service providers to assist PM with its services, including affiliates of PM within or outside the United States. In those circumstances, PM will be solely responsible for the provision of any services by any such third-party service providers and for the protection of any information provided to such third-party service providers. PM will require any such third-party service provider to: (i) maintain the confidentiality of any information furnished; and (ii) not use any information for any purpose unrelated to assisting with PM’s services for Client. In order to enable these third-party service providers to assist PM in this capacity, Client, by its duly authorized signature on the accompanying agreement, consents to PM’s disclosure of all or any portion of Client’s information, including tax return information, to such third-party service providers, including affiliates of PM outside of the United States, if and to the extent such information is relevant to the services such third-party service providers may provide and agrees that PM’s disclosure of such information for such purposes shall not constitute a breach of the provisions of this Agreement. Client’s consent shall be continuing until the services provided for this Agreement are completed.
7. **Third-Party Data** – PM may reference third-party data sources in performing the services described in the Agreement. Third-party data may include publicly available data, commercially available data licensed to PM, or information obtained from other sources. PM will use its judgment, discretion, best efforts, and good faith in evaluating the use of third-party data sources, but does not warrant or guarantee the accuracy, completeness, or timeliness of any data obtained from third-party data sources and disclaims any liability arising out of or relating to the use of data from third-party data sources. Client acknowledges that any commercially available third-party data sources referenced by PM are licensed to PM and PM’s ability to share information obtained from commercially available third-party data sources is often restricted by the terms of use granted to PM by the licensor and, unless expressly set forth in the accompanying agreement, PM makes no representation or warranty that Client will have access to data obtained from third-party data sources. If and to the extent PM shares information obtained from third-party data sources with Client, Client agrees not to disclose or redistribute any such third-party data to third parties without the express written consent of PM. This Agreement does not convey to Client a sublicense to any third-party data source unless expressly agreed to in writing and signed by a duly authorized representative of PM. However, nothing herein shall prevent Client from directly contracting with or obtaining a license from any third-party data source if Client determines, in its sole discretion, that any such direct contract or license to be in its best interest.
8. **Fee Quotes** – In any circumstance where PM has provided estimated fees, fixed fees or not-to-exceed fees (“Fee Quotes”), these Fee Quotes are based on Client personnel providing PM staff the assistance necessary to satisfy Client responsibilities under the scope of services. This assistance includes availability and cooperation of those Client personnel relevant to PM’s project activities and providing needed information to PM in a timely and orderly manner. In the event that undisclosed or unforeseeable facts regarding these matters causes the actual work required for this engagement to vary from PM’s Fee Quotes, those Fee Quotes will be adjusted for the additional time PM incurs as a result.

In any circumstance where PM’s work is rescheduled, PM offers no guarantee, express or implied, that PM will be able to meet any previously established deadline related to the completion of PM’s work. Because rescheduling its work imposes additional costs on PM, in any circumstance where PM has provided Fee Quotes, those Fee Quotes may be adjusted for additional time PM incurs as a result of rescheduling its work.

PM will advise Client in the event these circumstances occur; however, it is acknowledged that the exact impact on the Fee Quote may not be determinable until the conclusion of the engagement. Such fee adjustments will be determined in accordance with the Fee Adjustments provision of this Agreement.
9. **Payment Terms** – PM’s invoices for professional services are due upon receipt unless otherwise specified in the accompanying agreement. In the event any of PM’s invoices are not paid in accordance with the terms of this Agreement, PM may elect, at PM’s sole discretion, to suspend work until PM receives payment in full for all amounts due or terminate this engagement. In the event that work is suspended, for nonpayment or other reasons, and subsequently resumed, PM offers no guarantee, express or implied, that PM will be able to meet any previously established deadlines related to the completion of PM’s consulting work. Client agrees that in the event that work is suspended, for non-payment or other reasons, PM shall not be liable for any damages that occur as a result of PM ceasing to render services.
10. **Fee Adjustments** – Any fee adjustments for reasons described in this agreement will be determined based on the actual time expended by PM staff at PM’s current hourly rate, plus related costs PM incurs, and included as an adjustment to PM’s invoices related to this engagement. Client acknowledges and agrees that payment for all such fee adjustments will be made in accordance with the payment terms provided in this Agreement.

11. **Force Majeure** – Neither party shall be deemed to be in breach of this Agreement as a result of any delays or non-performance directly or indirectly resulting from circumstances or causes beyond its reasonable control, including, without limitation, fire or other casualty, acts of God, war, other violence, epidemic, pandemic, or other public health emergency or government mandated shut down (each individually a “Force Majeure Event”). A Force Majeure Event shall not excuse any payment obligation relating to fees or costs incurred prior to any such Force Majeure Event.
12. **Exclusion of Certain Damages** – Except to the extent finally determined to have resulted from PM’s gross negligence or willful misconduct, the liability of PM and any of PM’s officers, directors, partners, members, managers, employees, affiliated, parent or subsidiary entities, and approved allied third-party service providers (collectively, “PM Persons”) for any and all claims, losses, costs, and damages of any nature whatsoever is limited so that the total aggregate liability of the PM and/or the PM Persons with respect to and arising out of the services provided hereunder shall not exceed the total fees paid to PM for the services provided in connection with this Agreement. It is agreed that these limitations on PM’s and the PM Persons’ maximum liability are reasonable in view of, among other things, the nature, scope, and limitations of the services PM is to provide, and the fees PM is to receive under this engagement. In no event shall the PM or the PM Persons be liable, whether a claim be in tort, contract, or otherwise, for any consequential, indirect, lost profit, punitive, exemplary, or other special damages. The exclusion of certain damages as set forth in this Section apply to any and all liabilities or causes of action against PM and/or the PM Persons, however alleged or arising, unless and to the extent otherwise prohibited by law. This provision shall survive the termination of this engagement.

In the event the accompanying agreement expressly identified multiple phases of services, the total aggregate liability of PM shall be limited to no more than the total amount of fees received by PM for the particular phase of services alleged to have given rise to any such liability.

13. **Defense, Indemnification, and Hold Harmless** – As a condition of PM’s willingness to perform the services provided for in the Agreement, Client agrees to defend, indemnify, and hold PM and the PM Persons harmless against any claims by third parties for losses, claims, damages, or liabilities, to which PM or the PM Persons may become subject in connection with or related to the services performed in the engagement, unless a court having jurisdiction shall have determined in a final judgment that such loss, claim, damage, or liability resulted primarily from the willful misconduct or gross negligence of PM, or one of the PM Persons. This defense, indemnity, and hold harmless obligation includes the obligation to reimburse PM and/or the PM Persons for any legal or other expenses incurred by PM or the PM Persons, as incurred, in connection with investigating or defending any such losses, claims, damages, or liabilities.
14. **Conditions of PM Visit to Client Facilities** – Client agrees that PM’s services will be provided remotely to the maximum extent possible. In order to facilitate the provision of services remotely, Client agrees to provide documentation and other information reasonably required by PM for PM’s performance of the engaged services electronically to the extent possible throughout the course of the engagement. In the event in-person visits to Client’s facility> are determined by PM in its sole discretion to be necessary for the performance of the engaged services, Client agrees, as a pre-condition to any such in-person visit, to provide to PM for PM’s evaluation Client’s policies and procedures that Client has implemented and will adhere to relating to workplace safety and the prevention of the transmission of disease at its facility>. In addition, Client affirms that it is in compliance with applicable Centers for Disease Control and Prevention and OSHA guidance pertaining to the prevention of the transmission of disease (collectively, “Applicable Preventative Guidance”) and agrees that it shall continue to comply with Applicable Preventative Guidance throughout any in-person visits by PM to Client’s facility>. Client further affirms that it is in compliance and shall continue to comply with all other applicable laws, regulations, or executive orders relating to COVID-19 and the prevention of the spread thereof (collectively, “COVID-19 Laws”) and agrees that it shall continue to comply with COVID-19 Laws throughout any in-person visits by PM to Client’s facility>. Notwithstanding the foregoing, PM reserves the right to suspend or refrain from any in-person visit by PM to Client’s facility> or impose further conditions on any such in-person visit if and as PM deems necessary at its sole discretion. Client agrees and acknowledges that any determination by PM to visit Client’s facility> is not and shall not be construed to be or relied on by Client as a determination by PM of Client’s compliance with Applicable Preventative Guidance or any COVID-19 Laws.
15. **Receipt of Legal Process** – In the event PM is required to respond to a subpoena, court order, or other legal process (in a matter involving Client but not PM) for the production of documents and/or testimony relative to information PM obtained and/or prepared during the course of this engagement, Client agrees to compensate PM for the affected PM staff’s time at such staff’s current hourly rates, and to reimburse PM for all of PM’s out-of-pocket costs incurred associated with PM’s response unless otherwise reimbursed by a third party.

16. **Termination of Engagement** – This Agreement may be terminated by either party upon written notice. Upon notification of termination, PM’s services will cease and PM’s engagement will be deemed to have been completed. Client will be obligated to compensate PM for all time expended and to reimburse PM for related costs PM incurs through the date of termination of this engagement.
17. **Time Limits** – Except for actions to enforce payment of PM’s invoices and without limiting any claims for indemnification hereunder, any claim or cause of action arising under or otherwise relating to this engagement must be filed within two years from the completion of the engagement without regard to any statutory provision to the contrary.
18. **Entire Agreement** – This Agreement is contractual in nature and includes all of the relevant terms that will govern the engagement for which it has been prepared. The terms of this Agreement supersede any prior oral or written representations or commitments by or between the parties regarding the subject matter hereof. Any material changes or additions to the terms set forth in this Agreement will only become effective if evidenced by a written amendment to this Agreement, signed by all of the parties.
19. **Severability** – If any provision of this Agreement (in whole or part) is held to be invalid or otherwise unenforceable, the other provisions shall remain in full force and effect.
20. **Conflicts of Interest** – PM’s engagement acceptance procedures include a check as to whether any conflicts of interest exist that would prevent PM’s acceptance of this engagement. No such conflicts have been identified. Client understands and acknowledges that PM may be engaged to provide professional services, now or in the future, unrelated to this engagement to parties whose interests may not be consistent with interests of Client.
21. **Agreement Not to Influence** – Client and PM each agree that each respective organization and its employees will not endeavor to influence the other’s employees to seek any employment or other contractual arrangement with it, during this engagement or for a period of one year after termination of the engagement. Client agrees that PM employees are not “contract for hire.” PM may release Client from these restrictions if Client agrees to reimburse PM for its recruiting, training, and administrative investment in the applicable employee. In such event, the reimbursement amount shall be equal to two hundred hours of billings at the current hourly rate for the PM employee.
22. **Signatures** – Any electronic signature transmitted through DocuSign or manual signature on the accompanying agreement transmitted by facsimile or by electronic mail in portable document format may be considered an original signature.
23. **Governing Law** – This Agreement shall be governed by and construed in accordance with the laws of the State of Illinois, and jurisdiction over any action to enforce this Agreement, or any dispute arising from or relating to this Agreement shall reside exclusively within the State of Illinois.

End of Professional Services Agreement – Consulting Services



**We look forward to working with you.
Please contact us with any questions.**



Judy Wright
Engagement Partner
248-223-3304
judy.wright@plantemoran.com

According to our recent client satisfaction survey,

97%

of clients say they
**would recommend
Plante Moran.**



**COMMUNITY UNIT SCHOOL DISTRICT NO. 300
BOARD of EDUCATION MEMO**

DATE: 09/03/2021

TO: Susan Harkin, Superintendent
Board of Education

FROM: Dan Opels,
Executive Director of Facilities

Presented at the following Board Meetings	
Construction/Facility	09/14/2021
Finance	
Policy/Legislative	
School Utilization	
BOE 1st Reading	09/14/2021
BOE 2nd Reading	09/28/2021

SUBJECT: Resolution for Addition Work at New Elementary School

Background

Beginning in June 2021 and in conjunction with LAMP and Dewberry Architects, planning, design, and construction documents were developed for an eight (8) classroom addition for the new elementary school being built in Hampshire. This addition addresses the ongoing expansion and rapid increase in community development on the west side of District 300.

Bidding for this Addition work would cause a significant delay in completing the New Elementary School in time for commencement of the 2022-2023 school year and potentially create a significant disruption to providing educational services to students. Lamp Incorporated secured proposals for the eight (8) Classroom Addition from the trade contractors currently under contract to perform the work for the New Elementary School. Lamp Incorporated and Dewberry Architects have completed a thorough review of the proposed costs submitted by the trade contractors and have determined them to be fair and reasonable. With this in mind, and conferring with the District's legal counsel, the Administration recommends awarding change orders for the Addition Work from each trade package as follows;

Building Concrete - The administration recommends a contract change order for Building Concrete (03A-1) to be awarded to Martin Cement from Romeoville, IL, for a contract amount of \$188,473.

Masonry - The administration recommends a contract change order for Masonry (04A-1) to be awarded to Iwanski Masonry from Downers Grove, IL, for a contract amount of \$723,691.

Structural Steel - The administration recommends a contract change order for Structural Steel (05A-1) to be awarded to SteelFab Inc. from Rockford, IL, for a contract amount of \$341,415.

General Trades (Including doors, frames & F.H.) - The administration is recommending a contract change order for General Trades (06A-1) be awarded to Manusos General Contracting Inc. from Fox Lake, IL for a contract amount of \$366,581.

Roofing - The administration recommends that a contract change order (07A-1) be awarded to Weatherguard Roofing from Elgin, IL, for a contract amount of \$66,478.

Aluminum, Glass, & Glazing - The administration recommends a contract change order for Aluminum, Glass, & Glazing (08B-1) to be awarded to Rock Valley Glass from Cherry Valley, IL, for a contract amount of \$50,526.

Acoustical Ceiling - The administration recommends a contract change order for Acoustical Ceilings (09D-1) to be awarded to Alpine Acoustics from Schaumburg, IL, of \$36,893.



Flooring - The administration recommends a contract change order for Flooring (09F-1) to be awarded to Consolidated Flooring from Addison, IL, for a contract amount of \$55,192.

Painting – The administration is recommending a contract change order for Painting (09G-1) be awarded to Oosterbaan & Sons from Rockford, IL, for a contract amount of \$25,929

Fire Protection – The administration recommends a contract change order for Fire Protection (21A-1) to be awarded to SJ Carlson Fire Protection from Rockford, IL, for a contract amount of \$18,500.

Plumbing – The administration recommends a contract change order for Plumbing (22A-1) to be awarded to MOST Plumbing from Rock Falls, IL, for a contract amount of \$195,000.

HVAC – The administration recommends a contract change order for HVAC (23A-1) to be awarded to Flotech Mechanical from Addison, IL, for a contract amount of \$568,000.

Test and Balance – The administration recommends a contract change order for Test and Balance (23B-1) to be awarded to International Test and Balance from Northbrook, IL, for a contract amount of \$3,850.

Electrical & Low Voltage– The administration recommends a contract change order for Electrical & Low Voltage (26A-1) to be awarded to Carey Electric from McHenry, IL, for a contract amount of \$558,322.

Excavation – The administration recommends a contract change order for Excavation (31A-1) to Reimer Engineering from St. Charles, IL, for a contract amount of 45,858.

Asphalt Paving – The administration recommends a contract change order for Asphalt Paving (32A-1) to be awarded to Schroeder Asphalt Services from Marengo, IL, for a contract amount of \$48,607.

Site Concrete – The administration is recommending a contract change order for Site Concrete (32C-1) be awarded to Abbey Paving from Aurora, IL, for a contract amount of \$24,414

Landscape – The administration is recommending a contract change order for Landscaping (32F-1) to Breezy Hill Nursery from Poplar Grove, IL, for a contract amount of \$17,934.

Site Utilities – The administration recommends a contract change order for Site Utilities (33A-1) to Reimer Engineering from Algonquin, IL, for a contract amount of \$20,824.

Recommendation

Administration recommends change orders, including applicable allowances, as well as fees that include; preconstruction, general conditions, CM fee, and liability insurance be awarded through Lamp Inc, in conjunction with District 300 for a total project amount of \$4,088,474 for the Addition Work to avoid causing a significant delay in completing the New Elementary School in time for commencement of the 2022-2023 school year.

The funding for this project will be paid for out of the Capital Projects fund (60).

**RESOLUTION APPROVING EMERGENCY EXPENDITURE OF FUNDS FOR
CONTRACTS RELATED TO ADDITION AT THE NEW HAMPSHIRE ELEMENTARY
SCHOOL**

WHEREAS, the Community Unit School District 300 is in the process of constructing a new elementary school in Hampshire, IL and has entered into various construction contracts with vendors pursuant to the Illinois School Code's bidding requirements;

WHEREAS, the New Elementary School must be completed by the commencement of the 2022-2023 school year to accommodate students;

WHEREAS, the School District has recently determined that enrollment is likely to be higher than originally anticipated and the current plans for the New Elementary School will not adequately accommodate the likely number of students that will start in the 2022-2023 school year;

WHEREAS, the School District has determined that to accommodate the likely number of students it must build an addition to the New Hampshire Elementary School not originally contemplated ("Addition Work");

WHEREAS, the amount of many of the individual construction contracts required for the Addition Work would typically require the Board of Education to comply with the bidding requirements of Section 10-20.21 of the Illinois School Code (105 ILCS 10-20.21);

WHEREAS, if the Board of Education by a $\frac{3}{4}$ vote of its members determines that an emergency exists, then the bidding requirements of Section 10-20.21 of the School Code are waived;

WHEREAS, the Board of Education has determined that bidding the Addition Work would cause a significant delay in completing the New Hampshire Elementary School in time for commencement of the 2022-2023 school year and create a safety hazard for students and

employees, make the New Hampshire Elementary School unavailable for student use for a significant period of time, and create a significant disruption to providing educational services to students;

WHEREAS, the Board has determined that it is in the best interests of the School District that the Addition Work be carried out without delay; and

WHEREAS, the Board of Education finds that the foregoing circumstances constitute an emergency, and therefore, the approval of a contract for the Addition Work is exempt from the public bidding requirements of Section 10-20.21 of the School Code, 105 ILCS 5/10-20.21;

NOW, THEREFORE, BE IT RESOLVED by the Board of Education of Community Unit School District No. 300, Kane McHenry, Cook, and Kane Counties, Illinois, as follows:

1. **Recitals.** The recitals to this Resolution are found to be true and correct, and are incorporated by reference as if set forth fully herein.

2. **Approval of Contract.** The Board approves the contracts in substantially the form attached to this Resolution as Exhibit A with the contractors and at the prices to complete the Addition Work at the prices set forth in the contracts. The Board hereby further finds and determines that this approval is exempt from public bidding pursuant to Section 5/10-20.21(xiv) of the School Code, 105 ILCS 5/10-20.21(xiv), for the reasons provided in the Recitals.

3. **Prior Board Actions.** All prior resolutions of the Board of Education that are inconsistent with this Resolution are hereby superseded and repealed to the extent of such inconsistency.

4. **Effective Date.** This Resolution shall be in full force and effect upon its adoption.

ADOPTED September 24, 2021, by roll call vote as follows:

YES: _____

NO: _____

ABSENT: _____

President, Board of Education

ATTEST:

Secretary, Board of Education

EXHIBIT A



Community Unit School District 300



New Elementary School - 8 Classroom Addition

Proposed Change Orders

September 2, 2021

PKG #	TRADE PACKAGE	TRADE CONTRACTOR	CONTRACT	PROPOSED CHANGE ORDER
03A-1	Building Concrete	Martin Cement	\$ 1,124,150	\$ 188,473
04A-1	Masonry	Iwanski Masonry	\$ 3,688,000	\$ 723,691
05A-1	Structural Steel	SteelFab Inc.	\$ 1,571,000	\$ 341,415
06A-1	General Trades (incl. Doors, Frames, & F.H.)	Manusos General Contracting	\$ 2,246,009	\$ 366,581
07A-1	Roofing	Weatherguard Roofing	\$ 670,000	\$ 66,478
08B-1	Aluminum, Glass, & Glazing	Rock Valley Glass	\$ 513,240	\$ 50,526
09D-1	Acoustical Ceiling	Alpine Acoustics	\$ 392,480	\$ 36,893
09F-1	Flooring	Consolidated Flooring Chicago	\$ 562,066	\$ 55,192
09G-1	Painting	Oosterbaan & Sons	\$ 264,200	\$ 25,929
21A-1	Fire Protection	S.J. Carlson Fire Protection	\$ 214,550	\$ 18,500
22A-1	Plumbing	MO-ST Plumbing	\$ 1,117,000	\$ 195,000
23A-1	HVAC (incl. Temperature Controls)	Flotech Mechanical	\$ 3,414,845	\$ 568,000
23B-1	Test and Balance	International Test & Balance	\$ 47,092	\$ 3,850
26A-1	Electrical & Low Voltage	Carey Electrical Contracting	\$ 2,954,018	\$ 558,322
31A-1	Excavation	Reimer Engineering	\$ 1,006,400	\$ 45,858
32A-1	Asphalt Paving	Schroeder Asphalt Services	\$ 502,407	\$ 48,607
32C-1	Site Concrete	Abbey Paving Co., Inc.	\$ 340,165	\$ 24,414
32F-1	Landscaping	Breezy Hill Nursery	\$ 467,400	\$ 17,934
33A-1	Site Utilities	Reimer Engineering	\$ 783,294	\$ 20,824
				\$ 3,356,487
General Conditions (Supervision)				\$ 39,810
Project General Conditions				\$ 65,190
Construction Management Fee (2.5%)				\$ 86,537
SUBTOTAL				\$ 3,548,024
Contingency				\$ -
SUBTOTAL				\$ 3,548,024
Architectural Fees				\$ 325,450
On-Site Observation				\$ 10,000
Architectural/Engineer Reimbursables				\$ 5,000
SUBTOTAL				\$ 340,450
Owner Costs/Inspections/Testing/Commissioning/FFE				\$ 200,000
TOTAL				\$ 4,088,474
Original Addition Construction Budget				\$ (3,239,577)
Deduct from Original Budget Unused Soil Remediation /Stabilization Allowance (\$975,556)				\$ (848,897)
				\$ -



**COMMUNITY UNIT SCHOOL DISTRICT NO. 300
BOARD of EDUCATION MEMO**

DATE: 09/06/2021

TO: Susan Harkin, Superintendent
Board of Education

FROM: Jennifer Porter, Chief Financial Officer

Presented at the following Board Meetings	
Construction/Facility	
Finance	8/10/2021 & 9/14/2021
Policy/Legislative	
School Utilization	
BOE 1st Reading	08/10 & 9/14
BOE 2nd Reading	09/28/2021

SUBJECT: Approval of the 2021-2022 Proposed Budget

Background

Tonight, we will be reviewing the highlights and asking for approval of the FY 2021-2022 (FY22) Proposed Budget. The timeline for the budget approval process was as follows:

- 10/27/20 Reviewed 2020 tentative levy
- 12/08/20 Adopted 2020 levy
- 06/22/21 Reviewed FY21 updated financial data and budget requests
- 08/10/21 Reviewed and approved the FY20-21 tentative budget and the public hearing notice
- 09/14/21 Reviewed updated FY21-22 budget with Board Finance Committee
- 09/28/21 Holds budget hearing and vote on FY22 Proposed Budget
- 09/29/21 Administration files 2021-2022 budget with Illinois State Board of Education, Cook, DeKalb, Kane & McHenry County Clerks, and Regional Office of Education and posts FY2021-2022 budget on D300 website.

I have included the following items in your board package:

- FY 22 Budget Fund - This document represents the budget by fund by object.
- FY 22 Budget Presentation - This document represents the budget presentation that was made during the budget hearing.
- FY 22 State Budget Form - This document is the State required budget form and resolution used in Illinois for adopting our annual budget.

Recommendation

As part of the final steps in the budget process, we will be asking the board for the following to:

- Adopt the FY21-22 Budget Resolution
- Authorize administration to:
 - Spend as outlined in the District budget;
 - Make purchases in accordance with State Statute and Board Policy; and
 - Make inter-fund loans as necessary.

Adoption of Proposed FY21-22 Budget Resolution

The Board of Education, having completed its budget hearing scheduled at the opening of this meeting, should consider adopting the proposed FY 2021-2022 Budget as presented tonight. The displayed budget contains all the required information and has been available to the public as required by law. If there are no further changes to be recommended in the budget, then it is appropriate that the Board of Education adopt the budget as displayed.

RECOMMENDATION: Adopt Resolution on FY 2021-2022 Proposed Budget

Spending Authorization

The Board of Education each year authorizes spending as outlined in the various district budgets.

RECOMMENDATION: That the Board of Education authorizes spending as outlined in the FY 2021-2022 District budget.

Bidding Authorization

It is the practice of D300 that in the formal adoption of the budget, the Board also directs the administrative staff to make purchases provided for within the budget in accordance with District policy and good business practice.

RECOMMENDATION: That the Board of Education authorizes the expenditures for all accounts in the FY 2021-2022 budget, as presented, in accordance with State Statute and Board Policy. Approval of bids and quotations for this budget shall be the responsibility of the Chief Financial Officer in alignment with Board Policy.

Inter-fund Loans Authorization

The Illinois School Code authorizes Boards of Education to make inter-fund loans between operating funds in the school district. It has been the practice of our school district to make such loans to facilitate the investment of money and avoid having to borrow money from outside financial institutions when one of the funds may be short due to the timing of local tax receipts. This inter-fund loan process is utilized only as authorized by State Statutes.

RECOMMENDATION: That the Board of Education reaffirms the past practice of transferring money on a loan basis between funds for the fiscal year, July 1, 2021, to June 30, 2022. Authorization is given to the Chief Financial Officer responsible for budget development to continue carrying out the process of inter-fund transfers for the Education Fund, O & M Fund, Transportation Fund, IMRF/SS Fund, Working Cash Fund, and Tort Immunity Fund as allowed under State Statute.

COMMUNITY UNIT SCHOOL DISTRICT #300
FISCAL YEAR 2021-2022 BUDGET
September 28, 2021

	Educational	O&M	Trans	IMRF/ SS	Tort	Working Cash	Operating	Debt Service	Capital Projects	All Funds
Audited Fund Balance 6/30/20	66,235,245	3,096,541	4,215,416	5,760,835	773,409	38,873,729	118,955,175	9,357,804	21,106,114	149,419,093
Budgeted Revenue	241,317,271	24,195,508	16,821,751	6,130,978	1,893,500	94,536	290,453,544	27,117,755	3,780,039	321,351,338
Budgeted Expenditures	241,306,793	22,624,712	16,821,751	6,774,106	1,944,127	-	289,471,489	26,981,613	12,613,367	329,066,469
Budgeted Surplus/(Deficit)	10,478	1,570,796	-	(643,128)	(50,627)	94,536	982,055	136,142	(8,833,328)	(7,715,131)
Fund Balance Transfer	-	-	-	-	-	-	-	-	-	-
Budgeted Fund Balance 6/30/21	66,245,723	4,667,337	4,215,416	5,117,707	722,782	38,968,265	119,937,230	9,493,946	12,272,786	141,703,962
Proposed Revenue	246,682,418	24,623,303	17,802,103	6,424,785	1,994,343	56,986	297,583,938	26,866,415	610,000	325,060,353
Proposed Expenditures	246,630,328	23,634,834	17,802,103	6,835,654	2,097,194	-	297,000,113	27,251,070	23,637,664	347,888,847
Proposed Surplus/(Deficit)	52,090	988,469	-	(410,869)	(102,851)	56,986	583,825	(384,655)	(23,027,664)	(22,828,494)
Fund Balance Transfer	-	-	-	-	-	-	-	-	-	-
Proposed Fund Balance 6/30/22	66,297,813	5,655,806	4,215,416	4,706,838	619,931	39,025,251	120,521,055	9,109,291	(10,754,878)	118,875,468

Income Statement

Consolidated

Educational Fund

Consolidated

Account Nbr	Description	Period Amount	Period Budget	Pct Of Budget	Year To Date Amount	Year To Date Budget	Pct Of Budget
REVENUE							
LOCAL							
	Revenue from Local Sources						
1111-0000	CUR YR General Levy	16.04	58,937,290.00	0.00	16.04	58,937,290.00	0.00
1112-0000	First PR YR General Levy	2,779,481.09	57,243,584.00	4.86	2,779,481.09	57,243,584.00	4.86
1113-0000	Other PR YR General Levies	6,842.53-	359,237.00-	1.90	6,842.53-	359,237.00-	1.90
1141-0000	CUR YR Special Education Levy	4.71	15,984,014.00	0.00	4.71	15,984,014.00	0.00
1142-0000	First PR YR Special Education	763,979.17	15,717,100.00	4.86	763,979.17	15,717,100.00	4.86
1231-0000	Corporate Personal Property Re	470,089.63	630,125.00	74.60	470,089.63	630,125.00	74.60
1311-0000	Tuition from Pupils or Parents	0.00	20,000.00	0.00	0.00	20,000.00	0.00
1312-0000	Tuition from Other LEAs	0.00	4,500.00	0.00	0.00	4,500.00	0.00
1321-0000	Summer School Tuition from Pup	0.00	617.00	0.00	0.00	617.00	0.00
1342-0000	Special Education Tuition from	0.00	13,229.00	0.00	0.00	13,229.00	0.00
1511-0000	Interest on Investments	12,447.56	99,000.00	12.57	12,447.56	99,000.00	12.57
1611-0000	Sales to Pupils - Lunch	1,297.33	25,000.00	5.19	1,297.33	25,000.00	5.19
1726-0000	Musical Instrument Rental	0.00	419.00	0.00	0.00	419.00	0.00
1727-0000	Athletic Fees	12,022.01	421,000.00	2.86	12,022.01	421,000.00	2.86
1728-0000	Driver Education Behind the Wh	3,576.00	46,686.00	7.66	3,576.00	46,686.00	7.66
1729-0000	Flex PE Fees	850.00	13,722.00	6.19	850.00	13,722.00	6.19
1792-0000	Music Special Events	206.40	4,861.00	4.25	206.40	4,861.00	4.25
1811-0000	Regular Textbook Rental	36,107.48	200,000.00	18.05	36,107.48	200,000.00	18.05
1812-0000	Summer School Textbook Rental	1,545.25	5,135.00	30.09	1,545.25	5,135.00	30.09
1819-0000	Other Textbook Rental	2,629.84	732.00	359.27	2,629.84	732.00	359.27
1892-0000	Heart Rate Monitors Fee	150.00	222.00	67.57	150.00	222.00	67.57
1898-0000	Merchant Processing Fee	2,934.30	36,000.00	8.15	2,934.30	36,000.00	8.15
1921-0000	Contributions & Donations from	0.00	24,601.00	0.00	0.00	24,601.00	0.00
1923-0000	Homeless Donations	0.00	387.00	0.00	0.00	387.00	0.00
1951-0000	Refund of PR YRs' Expenditure	4,548.63	470,000.00	.97	4,548.63	470,000.00	.97
1990-0000	P-Card Inadvertent	107.99	1,500.00	7.20	107.99	1,500.00	7.20
1991-0000	Payment from Other LEAs	119,322.44	200,000.00	59.66	119,322.44	200,000.00	59.66
1998-0000	Other Revenue-Athletics	0.00	80.00	0.00	0.00	80.00	0.00
1999-0000	Other Revenue-General	3,693.47-	600,000.00	.62-	3,693.47-	600,000.00	.62-
	Total Revenue from Local Sourc	4,200,779.87	150,340,567.00	2.79	4,200,779.87	150,340,567.00	2.79
STATE							
	Revenue from State Sources						
3001-0000	Evidence Based Funding (EBF)	0.00	60,287,826.00	0.00	0.00	60,287,826.00	0.00
3100-0000	Special Ed-Pvt Facility Tuitio	809,429.25	3,142,162.00	25.76	809,429.25	3,142,162.00	25.76
3120-0000	Special Ed-Orphanage Individua	0.00	527,038.00	0.00	0.00	527,038.00	0.00
3130-0000	Special Ed-Orphanage Summer	0.00	13,083.00	0.00	0.00	13,083.00	0.00
3370-0000	Driver Education	19,698.60	76,608.00	25.71	19,698.60	76,608.00	25.71
3696-0000	Safe School Grant	8,317.00	41,426.00	20.08	8,317.00	41,426.00	20.08
3999-0000	ALOP ROE Revenue	117,805.74	1,715,151.00	6.87	117,805.74	1,715,151.00	6.87
	Total Revenue from State Sourc	955,250.59	65,803,294.00	1.45	955,250.59	65,803,294.00	1.45
FEDERAL							
	Revenue from Federal Sources						
4225-0000	Summer Food Program	0.00	7,237,829.00	0.00	0.00	7,237,829.00	0.00
4240-0000	Fresh Fruit and Veg. Program	0.00	27,357.00	0.00	0.00	27,357.00	0.00

Income Statement

GL293 Date 09/21/21
Time 21:02

Company 10 - Educational Fund
Income Statement
For Period 1 Through 1 Ending July 31, 2021

USD

Page 2

Fiscal Year 2022 Budget

2

Consolidated

Educational Fund

Consolidated

Account Nbr	Description	Period Amount	Period Budget	Pct Of Budget	Year To Date Amount	Year To Date Budget	Pct Of Budget
FEDERAL							
	Revenue from Federal Sources						
4625-0000	Special Ed-IDEA Room & Board	0.00	795,992.00	0.00	0.00	795,992.00	0.00
4950-0000	Dept of Rehab Svcs	75.00	28,000.00	.27	75.00	28,000.00	.27
4991-0000	Medicaid Admin Outreach	284,390.00	700,000.00	40.63	284,390.00	700,000.00	40.63
4992-0000	Medicaid FFS	670,395.55	2,300,000.00	29.15	670,395.55	2,300,000.00	29.15
	Total Revenue from Federal Sou	954,860.55	11,089,178.00	8.61	954,860.55	11,089,178.00	8.61
	Total Revenue	6,110,891.01	227,233,039.00	2.69	6,110,891.01	227,233,039.00	2.69
EXPENSE							
100	Salaries						
111-0000	Certified Administrator	1,279,028.27	10,998,680.00	11.63	1,279,028.27	10,998,680.00	11.63
112-0000	Certified Directors/Supervisors	466,055.98	4,094,787.00	11.38	466,055.98	4,094,787.00	11.38
113-0000	Certified Teachers	97,216.06	95,137,152.00	.10	97,216.06	95,137,152.00	.10
114-0000	Other Certified	161.44	12,624,209.00	0.00	161.44	12,624,209.00	0.00
115-0000	Non-Certified Supervision/Head	293,233.04	2,656,931.00	11.04	293,233.04	2,656,931.00	11.04
116-0000	Non-Certified Sec/Spec	683,032.18	7,055,481.00	9.68	683,032.18	7,055,481.00	9.68
117-0000	Non-Certified Paras/Custodial	26,995.03	8,578,253.00	.31	26,995.03	8,578,253.00	.31
118-0000	Other Non-Certified	63,331.62	938,653.00	6.75	63,331.62	938,653.00	6.75
119-0000	Other	19,362.36	1,273,496.00	1.52	19,362.36	1,273,496.00	1.52
121-0000	Substitute-Teacher	23.63	1,454,250.00	0.00	23.63	1,454,250.00	0.00
122-0000	Substitute-Paraprofessionals	0.00	200,000.00	0.00	0.00	200,000.00	0.00
123-0000	Substitute-Conferences	0.00	312,350.00	0.00	0.00	312,350.00	0.00
132-0000	1.5 Overtime	9,440.95	93,294.00	10.12	9,440.95	93,294.00	10.12
133-0000	2.0 Overtime	0.00	3,800.00	0.00	0.00	3,800.00	0.00
135-0000	Long Term Certified Subs	0.00	815,000.00	0.00	0.00	815,000.00	0.00
143-0000	Overload	0.00	300,000.00	0.00	0.00	300,000.00	0.00
148-0000	Extra Pay-Non-Certified	24,420.23	102,975.00	23.71	24,420.23	102,975.00	23.71
149-0000	Extra Pay-Certified	274,256.10	4,409,499.00	6.22	274,256.10	4,409,499.00	6.22
161-0000	Mileage Stipend	18,973.41	173,620.00	10.93	18,973.41	173,620.00	10.93
	Total Salaries	3,255,530.30	151,222,430.00	2.15	3,255,530.30	151,222,430.00	2.15
200	Employee Benefits						
211-0000	Teachers Retirement (TRS)	177,500.44	7,746,626.00	2.29	177,500.44	7,746,626.00	2.29
212-0000	Municipal Retirement (IMRF)	64.82	119,567.00	.05	64.82	119,567.00	.05
215-0000	One-Time TRS Early Retirement	0.00	50,000.00	0.00	0.00	50,000.00	0.00
218-0000	THIS Fund Employer Contributio	35,383.82	1,095,873.00	3.23	35,383.82	1,095,873.00	3.23
221-0000	Life Insurance	3,394.66	87,097.00	3.90	3,394.66	87,097.00	3.90
222-0000	Medical Insurance	215,689.66	20,459,827.00	1.05	215,689.66	20,459,827.00	1.05
223-0000	Dental Insurance	12,176.84	1,063,117.00	1.15	12,176.84	1,063,117.00	1.15
224-0000	Vision Insurance	2,360.08	237,858.00	.99	2,360.08	237,858.00	.99
225-0000	Disability Insurance	2,465.00	21,416.00	11.51	2,465.00	21,416.00	11.51
226-0000	HRA/HSA Board Contributions	83,064.03	1,200,000.00	6.92	83,064.03	1,200,000.00	6.92
231-0000	Certified Tuition Reimbursemen	0.00	100,000.00	0.00	0.00	100,000.00	0.00

Income Statement

GL293 Date 09/21/21
Time 21:02

Company 10 - Educational Fund
Income Statement
For Period 1 Through 1 Ending July 31, 2021

USD

Page 3

Fiscal Year 2022 Budget

2

Consolidated

Educational Fund

Consolidated

Account Nbr	Description	Period Amount	Period Budget	Pct Of Budget	Year To Date Amount	Year To Date Budget	Pct Of Budget
200	Employee Benefits						
232-0000	DESA Tuition Reimbursement	0.00	2,000.00	0.00	0.00	2,000.00	0.00
234-0000	Non-Union Tuition Reimbursemen	0.00	2,000.00	0.00	0.00	2,000.00	0.00
235-0000	Admin Tuition Reimbursement	0.00	50,000.00	0.00	0.00	50,000.00	0.00
236-0000	Admin Relocation Reimbursement	0.00	3,000.00	0.00	0.00	3,000.00	0.00
	Total Employee Benefits	532,099.35	32,238,381.00	1.65	532,099.35	32,238,381.00	1.65
300	Purchased Services						
311-0000	Professional Services-Administ	7,152.50	703,113.00	1.02	7,152.50	703,113.00	1.02
312-0000	Staff Development-On Site	0.00	59,935.00	0.00	0.00	59,935.00	0.00
313-0000	Staff Development	1,835.55	208,832.00	.88	1,835.55	208,832.00	.88
314-0000	Professional Services-Instruct	2,178.53	564,842.00	.39	2,178.53	564,842.00	.39
315-0000	Food-Contracted	4,848.48	123,815.00	3.92	4,848.48	123,815.00	3.92
316-0000	Charter School Payment	0.00	8,102,852.00	0.00	0.00	8,102,852.00	0.00
317-0000	Audit/Financial Services	0.00	58,000.00	0.00	0.00	58,000.00	0.00
318-0000	Legal Services	16,944.75	350,000.00	4.84	16,944.75	350,000.00	4.84
319-0000	Other Professional & Technical	83,403.64	2,674,915.00	3.12	83,403.64	2,674,915.00	3.12
321-0000	Sanitation Services	0.00	1,000.00	0.00	0.00	1,000.00	0.00
323-0000	Repair & Maintenance	5,021.00	402,595.00	1.25	5,021.00	402,595.00	1.25
325-0000	Rentals	4,106.26	231,680.00	1.77	4,106.26	231,680.00	1.77
327-0000	Computer Maintenance	0.00	732.00	0.00	0.00	732.00	0.00
333-0000	District Travel	2,549.14	286,530.00	.89	2,549.14	286,530.00	.89
334-0000	Professional Meetings	199.00	35,979.00	.55	199.00	35,979.00	.55
336-0000	Pupil Transportation-Field Tri	0.00	26,988.00	0.00	0.00	26,988.00	0.00
339-0000	Other Transportation Services	0.00	6,259.00	0.00	0.00	6,259.00	0.00
341-0000	Postage & Shipping Charges	1,183.71	56,185.00	2.11	1,183.71	56,185.00	2.11
342-0000	Telephone-Local	18,712.36	195,249.00	9.58	18,712.36	195,249.00	9.58
346-0000	Telephone - WAN and Internet	0.00	302,637.00	0.00	0.00	302,637.00	0.00
347-0000	Telephone-Cellular	6,199.23	110,902.00	5.59	6,199.23	110,902.00	5.59
351-0000	Recruiting	0.00	14,300.00	0.00	0.00	14,300.00	0.00
352-0000	Legal Notices	700.60	25,500.00	2.75	700.60	25,500.00	2.75
361-0000	Printing & Binding	503.45	84,543.00	.60	503.45	84,543.00	.60
385-0000	Unemployment Insurance	0.00	35,000.00	0.00	0.00	35,000.00	0.00
390-0000	Officials-Tournaments	52.00	0.00	0.00	52.00	0.00	0.00
391-0000	Officials-IHSA Sponsored	421.00	169,313.00	.25	421.00	169,313.00	.25
392-0000	License & Registrations	0.00	2,400.00	0.00	0.00	2,400.00	0.00
395-0000	Management Fees	0.00	5,400,000.00	0.00	0.00	5,400,000.00	0.00
397-0000	Software Licensing	1,324,173.85	3,233,571.00	40.95	1,324,173.85	3,233,571.00	40.95
398-0000	Banking/Credit Card Fees	4,251.38	141,100.00	3.01	4,251.38	141,100.00	3.01
	Total Purchased Services	1,484,436.43	23,608,767.00	6.29	1,484,436.43	23,608,767.00	6.29
400	Supplies & Materials						
411-0000	Supplies-General	112,234.10	2,012,076.00	5.58	112,234.10	2,012,076.00	5.58
412-0000	Supplies-Testing Materials	0.00	237,900.00	0.00	0.00	237,900.00	0.00
415-0000	Supplies-Computer	0.00	33,815.00	0.00	0.00	33,815.00	0.00
417-0000	Supplies-Uniform	4,925.96	87,850.00	5.61	4,925.96	87,850.00	5.61

Income Statement

GL293 Date 09/21/21
Time 21:02

Company 10 - Educational Fund
Income Statement
For Period 1 Through 1 Ending July 31, 2021

USD

Page 4

Fiscal Year 2022 Budget

2

Consolidated

Educational Fund

Consolidated

Account Nbr	Description	Period Amount	Period Budget	Pct Of Budget	Year To Date Amount	Year To Date Budget	Pct Of Budget
400	Supplies & Materials						
421-0000	Textbooks- Approved Standard	0.00	2,200.00	0.00	0.00	2,200.00	0.00
422-0000	Textbooks-Consumables	0.00	10,616.00	0.00	0.00	10,616.00	0.00
424-0000	Textbooks-Suppl/Innovation Mat	0.00	15,200.00	0.00	0.00	15,200.00	0.00
425-0000	Textbooks-Approved Standard El	0.00	1,648,919.00	0.00	0.00	1,648,919.00	0.00
431-0000	Library Books	80,231.61	95,400.00	84.10	80,231.61	95,400.00	84.10
441-0000	Periodicals	902.75	30,950.00	2.92	902.75	30,950.00	2.92
464-0000	Gasoline	71.84	6,700.00	1.07	71.84	6,700.00	1.07
471-0000	System Software	0.00	105,701.00	0.00	0.00	105,701.00	0.00
472-0000	Instructional Software	0.00	80,393.00	0.00	0.00	80,393.00	0.00
481-0000	Equipment < \$500	4,872.31	75,764.00	6.43	4,872.31	75,764.00	6.43
482-0000	Parts-Transportation	0.00	2,800.00	0.00	0.00	2,800.00	0.00
484-0000	Computer Related Equip < \$500	37,993.17	118,150.00	32.16	37,993.17	118,150.00	32.16
491-0000	Mat & Sup-Shipping	0.00	2,642.00	0.00	0.00	2,642.00	0.00
	Total Supplies & Materials	241,231.74	4,567,076.00	5.28	241,231.74	4,567,076.00	5.28
500	Capital Outlay						
541-0000	Equipment	47.82	88,559.00	.05	47.82	88,559.00	.05
546-0000	Software	0.00	40,000.00	0.00	0.00	40,000.00	0.00
	Total Capital Outlay	47.82	128,559.00	.04	47.82	128,559.00	.04
600	Other Objects						
641-0000	Dues & Fees	18,505.71	251,812.00	7.35	18,505.71	251,812.00	7.35
671-0000	Private Facility Tuition	116,361.27	9,409,670.00	1.24	116,361.27	9,409,670.00	1.24
672-0000	Room and Board	21,472.13	601,981.00	3.57	21,472.13	601,981.00	3.57
673-0000	General Tuition	0.00	565,900.00	0.00	0.00	565,900.00	0.00
691-0000	Miscellaneous Objects	0.00	90,735.00	0.00	0.00	90,735.00	0.00
	Total Other Objects	156,339.11	10,920,098.00	1.43	156,339.11	10,920,098.00	1.43
700	Transfers						
702-0000	Transfer Principal	0.00	1,390,801.00	0.00	0.00	1,390,801.00	0.00
	Total Transfers	0.00	1,390,801.00	0.00	0.00	1,390,801.00	0.00
900	System Accounts						
750	Capital Outlay - Capitalized						
751-0000	Equipment < \$5000	1,362.51	709,918.00	.19	1,362.51	709,918.00	.19
755-0000	Computer Equipment < \$5000	6,690.20	2,246,649.00	.30	6,690.20	2,246,649.00	.30
757-0000	Network Equipment < \$5000	0.00	148,270.00	0.00	0.00	148,270.00	0.00
	Total Capital Outlay - Capita	8,052.71	3,104,837.00	.26	8,052.71	3,104,837.00	.26
	Total System Accounts	8,052.71	3,104,837.00	.26	8,052.71	3,104,837.00	.26

Income Statement

GL293 Date 09/21/21 Company 10 - Educational Fund USD Page 5
 Time 21:02 Income Statement
 For Period 1 Through 1 Ending July 31, 2021 Fiscal Year 2022 Budget 2

Consolidated

Educational Fund

Consolidated

Account Nbr	Description	Period Amount	Period Budget	Pct Of Budget	Year To Date Amount	Year To Date Budget	Pct Of Budget
750	Capital Outlay - Capitalized						
	Total Expense	5,677,737.46	227,180,949.00	2.50	5,677,737.46	227,180,949.00	2.50
	Total Net Change in Fund Balan	433,153.55	52,090.00	831.55	433,153.55	52,090.00	831.55

Income Statement

GL293 Date 09/21/21
Time 21:02

Company 14 - Grant Fund
Income Statement
For Period 1 Through 1 Ending July 31, 2021

USD

Page 6

Fiscal Year 2022 Budget

2

Consolidated

Grant Fund

Consolidated

Account Nbr	Description	Period Amount	Period Budget	Pct Of Budget	Year To Date Amount	Year To Date Budget	Pct Of Budget
REVENUE							
LOCAL							
	Revenue from Local Sources						
1511-0000	Interest on Investments	56.70	3,800.00	1.49	56.70	3,800.00	1.49
1921-0000	Contributions & Donations from	0.00	8,000.00	0.00	0.00	8,000.00	0.00
1922-0000	Foundation Donations	0.00	11,000.00	0.00	0.00	11,000.00	0.00
1999-0000	Other Revenue-General	0.00	5,977.00	0.00	0.00	5,977.00	0.00
	Total Revenue from Local Sourc	56.70	28,777.00	.20	56.70	28,777.00	.20
STATE							
	Revenue from State Sources						
3220-0000	Voc Ed School Improvement	8,261.00	232,077.00	3.56	8,261.00	232,077.00	3.56
3275-0000	Voc Ed Elem Career	4,618.00	13,837.00	33.37	4,618.00	13,837.00	33.37
3621-0000	School Library	0.00	16,857.00	0.00	0.00	16,857.00	0.00
3705-0000	Early Childhood-State PreK	0.00	1,581,831.00	0.00	0.00	1,581,831.00	0.00
3706-0000	Early Childhood-Prevention	0.00	332,372.00	0.00	0.00	332,372.00	0.00
3707-0000	Early Childhood-PreSchool For	0.00	791,133.00	0.00	0.00	791,133.00	0.00
3992-0000	After School Program Grant	12,694.00	101,531.00	12.50	12,694.00	101,531.00	12.50
	Total Revenue from State Sourc	25,573.00	3,069,638.00	.83	25,573.00	3,069,638.00	.83
FEDERAL							
	Revenue from Federal Sources						
4300-0000	Title I-Low Income	606,288.00	2,740,479.00	22.12	606,288.00	2,740,479.00	22.12
4400-0000	Title IV-Safe & Drug Free Scho	138,268.00	192,747.00	71.74	138,268.00	192,747.00	71.74
4600-0000	Special Ed-Preschool Flow Thro	0.00	94,605.00	0.00	0.00	94,605.00	0.00
4620-0000	Special Ed-IDEA Flow Through	0.00	4,113,666.00	0.00	0.00	4,113,666.00	0.00
4745-0000	Perkins-III	0.00	118,689.00	0.00	0.00	118,689.00	0.00
4909-0000	LIPLEPS-III	15,109.00	300,560.00	5.03	15,109.00	300,560.00	5.03
4932-0000	Title II-Teacher Quality	157,368.00	477,577.00	32.95	157,368.00	477,577.00	32.95
4991-0000	Medicaid Admin Outreach	0.00	100,000.00	0.00	0.00	100,000.00	0.00
4998-0000	Other Federal Revenues	0.00	1,650,961.00	0.00	0.00	1,650,961.00	0.00
	Total Revenue from Federal Sou	917,033.00	9,789,284.00	9.37	917,033.00	9,789,284.00	9.37
	Total Revenue	942,662.70	12,887,699.00	7.31	942,662.70	12,887,699.00	7.31
EXPENSE							
100							
	Expense						
	Salaries						
112-0000	Certified Directors/Supervisors	11,598.78	141,870.00	8.18	11,598.78	141,870.00	8.18
113-0000	Certified Teachers	0.00	2,852,269.00	0.00	0.00	2,852,269.00	0.00
114-0000	Other Certified	0.00	912,036.00	0.00	0.00	912,036.00	0.00
116-0000	Non-Certified Sec/Spec	6,497.97	0.00	0.00	6,497.97	0.00	0.00
117-0000	Non-Certified Paras/Custodial	569.74	178,426.00	.32	569.74	178,426.00	.32
118-0000	Other Non-Certified	169,266.29	945,656.00	17.90	169,266.29	945,656.00	17.90
148-0000	Extra Pay-Non-Certified	1,460.00	3,200.00	45.63	1,460.00	3,200.00	45.63
149-0000	Extra Pay-Certified	220,040.00	1,139,105.00	19.32	220,040.00	1,139,105.00	19.32
161-0000	Mileage Stipend	276.87	0.00	0.00	276.87	0.00	0.00

Income Statement

GL293 Date 09/21/21
Time 21:02

Company 14 - Grant Fund
Income Statement
For Period 1 Through 1 Ending July 31, 2021

USD

Page 7

Fiscal Year 2022 Budget

2

Consolidated

Grant Fund

Consolidated

Account Nbr	Description	Period Amount	Period Budget	Pct Of Budget	Year To Date Amount	Year To Date Budget	Pct Of Budget
100	Salaries						
	Total Salaries	409,709.65	6,172,562.00	6.64	409,709.65	6,172,562.00	6.64
200	Employee Benefits						
211-0000	Teachers Retirement (TRS)	2,497.15	242,655.00	1.03	2,497.15	242,655.00	1.03
212-0000	Municipal Retirement (IMRF)	0.00	16,030.00	0.00	0.00	16,030.00	0.00
213-0000	Federal Insurance Contribution	0.00	69,893.00	0.00	0.00	69,893.00	0.00
214-0000	Medicare Only	0.00	39,516.00	0.00	0.00	39,516.00	0.00
217-0000	TRS Federal Contribution	45,896.59	290,622.00	15.79	45,896.59	290,622.00	15.79
218-0000	THIS Fund Employer Contributio	2,133.92	36,633.00	5.83	2,133.92	36,633.00	5.83
221-0000	Life Insurance	50.08	54,524.00	.09	50.08	54,524.00	.09
222-0000	Medical Insurance	12,748.58	496,200.00	2.57	12,748.58	496,200.00	2.57
223-0000	Dental Insurance	774.49	149,946.00	.52	774.49	149,946.00	.52
224-0000	Vision Insurance	173.13	54,524.00	.32	173.13	54,524.00	.32
225-0000	Disability Insurance	16.80	0.00	0.00	16.80	0.00	0.00
	Total Employee Benefits	64,290.74	1,450,543.00	4.43	64,290.74	1,450,543.00	4.43
300	Purchased Services						
313-0000	Staff Development	0.00	329,650.00	0.00	0.00	329,650.00	0.00
314-0000	Professional Services-Instruct	0.00	120,457.00	0.00	0.00	120,457.00	0.00
319-0000	Other Professional & Technical	0.00	3,111,868.00	0.00	0.00	3,111,868.00	0.00
323-0000	Repair & Maintenance	0.00	3,000.00	0.00	0.00	3,000.00	0.00
331-0000	Pupil Transportation-General	12,378.88	81,258.00	15.23	12,378.88	81,258.00	15.23
333-0000	District Travel	62.04	0.00	0.00	62.04	0.00	0.00
334-0000	Professional Meetings	230.00	732,517.00	.03	230.00	732,517.00	.03
397-0000	Software Licensing	50,732.25	56,410.00	89.93	50,732.25	56,410.00	89.93
	Total Purchased Services	63,403.17	4,435,160.00	1.43	63,403.17	4,435,160.00	1.43
400	Supplies & Materials						
411-0000	Supplies-General	67,467.67	575,737.00	11.72	67,467.67	575,737.00	11.72
415-0000	Supplies-Computer	249.00	0.00	0.00	249.00	0.00	0.00
422-0000	Textbooks-Consumables	19,279.93	0.00	0.00	19,279.93	0.00	0.00
431-0000	Library Books	83.96	16,857.00	.50	83.96	16,857.00	.50
481-0000	Equipment < \$500	179.00	0.00	0.00	179.00	0.00	0.00
	Total Supplies & Materials	48,699.70	592,594.00	8.22	48,699.70	592,594.00	8.22
500	Capital Outlay						
545-0000	Computer Equipment > \$500	0.00	68,135.00	0.00	0.00	68,135.00	0.00
	Total Capital Outlay	0.00	68,135.00	0.00	0.00	68,135.00	0.00
600	Other Objects						
641-0000	Dues & Fees	0.00	45,000.00	0.00	0.00	45,000.00	0.00
	Total Other Objects	0.00	45,000.00	0.00	0.00	45,000.00	0.00
900	System Accounts						
750	Capital Outlay - Capitalized						

Income Statement

GL293 Date 09/21/21
Time 21:02

Company 14 - Grant Fund
Income Statement
For Period 1 Through 1 Ending July 31, 2021

USD

Page 8

Fiscal Year 2022 Budget

2

Consolidated

Grant Fund

Consolidated

Account Nbr	Description	Period Amount	Period Budget	Pct Of Budget	Year To Date Amount	Year To Date Budget	Pct Of Budget
750	Capital Outlay - Capitalized						
751-0000	Equipment < \$5000	0.00	123,705.00	0.00	0.00	123,705.00	0.00
755-0000	Computer Equipment < \$5000	260.00	0.00	0.00	260.00	0.00	0.00
	Total Capital Outlay - Capita	260.00	123,705.00	.21	260.00	123,705.00	.21
	Total System Accounts	260.00	123,705.00	.21	260.00	123,705.00	.21
	Total Expense	586,363.26	12,887,699.00	4.55	586,363.26	12,887,699.00	4.55
	Total Net Change in Fund Balan	356,299.44	0.00	0.00	356,299.44	0.00	0.00

Income Statement

GL293 Date 09/21/21
Time 21:02

Company 19 - Covid 19 Fund
Income Statement
For Period 1 Through 1 Ending July 31, 2021

USD

Page 9

Fiscal Year 2022 Budget

2

Consolidated

Covid 19 Fund

Consolidated

Account Nbr	Description	Period Amount	Period Budget	Pct Of Budget	Year To Date Amount	Year To Date Budget	Pct Of Budget
REVENUE							
Revenue							
FEDERAL							
Revenue from Federal Sources							
4942-0000	ESSER II	0.00	540,212.00	0.00	0.00	540,212.00	0.00
4943-0000	ESSER III	0.00	5,972,971.00	0.00	0.00	5,972,971.00	0.00
4996-0000	Elementary & Secondary Relief	2,890.00	0.00	0.00	2,890.00	0.00	0.00
4997-0000	ESSER I	142,575.00	48,497.00	293.99	142,575.00	48,497.00	293.99
Total Revenue from Federal Sou		145,465.00	6,561,680.00	2.22	145,465.00	6,561,680.00	2.22
Total Revenue		145,465.00	6,561,680.00	2.22	145,465.00	6,561,680.00	2.22
EXPENSE							
Expense							
100							
Salaries							
113-0000	Certified Teachers	0.00	1,660,308.00	0.00	0.00	1,660,308.00	0.00
114-0000	Other Certified	0.00	172,200.00	0.00	0.00	172,200.00	0.00
117-0000	Non-Certified Paras/Custodial	0.00	496,499.00	0.00	0.00	496,499.00	0.00
143-0000	Overload	0.00	239,414.00	0.00	0.00	239,414.00	0.00
149-0000	Extra Pay-Certified	0.00	992,744.00	0.00	0.00	992,744.00	0.00
Total Salaries		0.00	3,561,165.00	0.00	0.00	3,561,165.00	0.00
200							
Employee Benefits							
211-0000	Teachers Retirement (TRS)	0.00	282,786.00	0.00	0.00	282,786.00	0.00
212-0000	Municipal Retirement (IMRF)	0.00	43,817.00	0.00	0.00	43,817.00	0.00
213-0000	Federal Insurance Contribution	0.00	30,783.00	0.00	0.00	30,783.00	0.00
214-0000	Medicare Only	0.00	18,322.00	0.00	0.00	18,322.00	0.00
217-0000	TRS Federal Contribution	0.00	514,914.00	0.00	0.00	514,914.00	0.00
218-0000	THIS Fund Employer Contributio	0.00	21,184.00	0.00	0.00	21,184.00	0.00
221-0000	Life Insurance	0.00	7,343.00	0.00	0.00	7,343.00	0.00
222-0000	Medical Insurance	0.00	1,465,120.00	0.00	0.00	1,465,120.00	0.00
223-0000	Dental Insurance	0.00	20,194.00	0.00	0.00	20,194.00	0.00
224-0000	Vision Insurance	0.00	7,343.00	0.00	0.00	7,343.00	0.00
Total Employee Benefits		0.00	2,411,806.00	0.00	0.00	2,411,806.00	0.00
300							
Purchased Services							
325-0000	Rentals	7,527.54	92,200.00	8.16	7,527.54	92,200.00	8.16
Total Purchased Services		7,527.54	92,200.00	8.16	7,527.54	92,200.00	8.16
400							
Supplies & Materials							
411-0000	Supplies-General	250,821.70	342,677.00	73.19	250,821.70	342,677.00	73.19
Total Supplies & Materials		250,821.70	342,677.00	73.19	250,821.70	342,677.00	73.19
900							
System Accounts							
750							
Capital Outlay - Capitalized							

Income Statement

GL293 Date 09/21/21
Time 21:02

Company 19 - Covid 19 Fund USD
Income Statement
For Period 1 Through 1 Ending July 31, 2021

Page 10

Fiscal Year 2022 Budget

2

Consolidated

Covid 19 Fund

Consolidated

Account Nbr	Description	Period Amount	Period Budget	Pct Of Budget	Year To Date Amount	Year To Date Budget	Pct Of Budget
750	Capital Outlay - Capitalized						
751-0000	Equipment < \$5000	39,576.84	153,832.00	25.73	39,576.84	153,832.00	25.73
	Total Capital Outlay - Capita	39,576.84	153,832.00	25.73	39,576.84	153,832.00	25.73
	Total System Accounts	39,576.84	153,832.00	25.73	39,576.84	153,832.00	25.73
	Total Expense	297,926.08	6,561,680.00	4.54	297,926.08	6,561,680.00	4.54
	Total Net Change in Fund Balan	152,461.08-	0.00	0.00	152,461.08-	0.00	0.00

Income Statement

GL293 Date 09/21/21
Time 21:02

Company 20 - Operations & Maintenance Fund USD
Income Statement
For Period 1 Through 1 Ending July 31, 2021

Page 11

Fiscal Year 2022 Budget

2

Consolidated

Operations & Maintenance Fund Consolidated

Account Nbr	Description	Period Amount	Period Budget	Pct Of Budget	Year To Date Amount	Year To Date Budget	Pct Of Budget
REVENUE							
Revenue							
LOCAL							
Revenue from Local Sources							
1111-0000	CUR YR General Levy	4.41	11,427,945.00	0.00	4.41	11,427,945.00	0.00
1112-0000	First PR YR General Levy	541,330.66	11,132,255.00	4.86	541,330.66	11,132,255.00	4.86
1231-0000	Corporate Personal Property Re	0.00	1,131,643.00	0.00	0.00	1,131,643.00	0.00
1390-0000	Transition Fees	32,146.38	340,051.00	9.45	32,146.38	340,051.00	9.45
1511-0000	Interest on Investments	393.06	8,600.00	4.57	393.06	8,600.00	4.57
1791-0000	Parking Permits	22,151.74	162,156.00	13.66	22,151.74	162,156.00	13.66
1910-0000	Building Rental	350.00	69,244.00	.51	350.00	69,244.00	.51
1951-0000	Refund of PR YRs' Expenditiure	0.00	1,613.00	0.00	0.00	1,613.00	0.00
1997-0000	Revenue From Sale of Assets	0.00	89,796.00	0.00	0.00	89,796.00	0.00
1999-0000	Other Revenue-General	196.42	260,000.00	.08	196.42	260,000.00	.08
	Total Revenue from Local Sourc	596,572.67	24,623,303.00	2.42	596,572.67	24,623,303.00	2.42
	Total Revenue	596,572.67	24,623,303.00	2.42	596,572.67	24,623,303.00	2.42
EXPENSE							
Expense							
100							
Salaries							
115-0000	Non-Certified Supervision/Head	228,985.78	1,966,793.00	11.64	228,985.78	1,966,793.00	11.64
116-0000	Non-Certified Sec/Spec	5,355.34	49,126.00	10.90	5,355.34	49,126.00	10.90
117-0000	Non-Certified Paras/Custodial	675,292.82	6,375,813.00	10.59	675,292.82	6,375,813.00	10.59
119-0000	Other	21,493.81	211,164.00	10.18	21,493.81	211,164.00	10.18
132-0000	1.5 Overtime	6,244.95	196,383.00	3.18	6,244.95	196,383.00	3.18
133-0000	2.0 Overtime	880.24	29,250.00	3.01	880.24	29,250.00	3.01
161-0000	Mileage Stipend	622.90	7,200.00	8.65	622.90	7,200.00	8.65
	Total Salaries	938,875.84	8,835,729.00	10.63	938,875.84	8,835,729.00	10.63
200							
Employee Benefits							
221-0000	Life Insurance	446.73	4,083.00	10.94	446.73	4,083.00	10.94
222-0000	Medical Insurance	113,952.94	1,432,684.00	7.95	113,952.94	1,432,684.00	7.95
223-0000	Dental Insurance	6,467.16	78,520.00	8.24	6,467.16	78,520.00	8.24
224-0000	Vision Insurance	1,289.40	17,720.00	7.28	1,289.40	17,720.00	7.28
225-0000	Disability Insurance	55.89	485.00	11.52	55.89	485.00	11.52
	Total Employee Benefits	122,212.12	1,533,492.00	7.97	122,212.12	1,533,492.00	7.97
300							
Purchased Services							
313-0000	Staff Development	0.00	5,000.00	0.00	0.00	5,000.00	0.00
315-0000	Food-Contracted	11.20-	5,000.00	.22-	11.20-	5,000.00	.22-
319-0000	Other Professional & Technical	2,288.91	1,283,250.00	.18	2,288.91	1,283,250.00	.18
321-0000	Sanitation Services	11,142.81	175,504.00	6.35	11,142.81	175,504.00	6.35
323-0000	Repair & Maintenance	41,178.06	417,200.00	9.87	41,178.06	417,200.00	9.87
325-0000	Rentals	577.50	259,750.00	.22	577.50	259,750.00	.22
326-0000	Alarm System Services	1,400.00	100,000.00	1.40	1,400.00	100,000.00	1.40

Income Statement

GL293 Date 09/21/21
Time 21:02

Company 20 - Operations & Maintenance Fund USD
Income Statement
For Period 1 Through 1 Ending July 31, 2021

Page 12

Fiscal Year 2022 Budget

2

Consolidated

Operations & Maintenance Fund Consolidated

Account Nbr	Description	Period Amount	Period Budget	Pct Of Budget	Year To Date Amount	Year To Date Budget	Pct Of Budget
300	Purchased Services						
347-0000	Telephone-Cellular	0.00	1,000.00	0.00	0.00	1,000.00	0.00
353-0000	License & Registration	0.00	50.00	0.00	0.00	50.00	0.00
363-0000	Repair & Maint-Equip Elec	0.00	40,500.00	0.00	0.00	40,500.00	0.00
364-0000	Repair & Maint-Finishing Matl	1,948.50	15,000.00	12.99	1,948.50	15,000.00	12.99
365-0000	Repair & Maint-Plumbing	25,675.84	70,000.00	36.68	25,675.84	70,000.00	36.68
366-0000	Repair & Maint-Roofing	15,574.48	76,000.00	20.49	15,574.48	76,000.00	20.49
367-0000	Repair & Maint-HVAC	873.00	357,000.00	.24	873.00	357,000.00	.24
368-0000	Repair & Maint-Snowplowing	0.00	600,000.00	0.00	0.00	600,000.00	0.00
371-0000	Water/Sewer Services	20,483.10	271,254.00	7.55	20,483.10	271,254.00	7.55
385-0000	Unemployment Insurance	0.00	7,000.00	0.00	0.00	7,000.00	0.00
392-0000	License & Registrations	0.00	1,500.00	0.00	0.00	1,500.00	0.00
397-0000	Software Licensing	0.00	91,000.00	0.00	0.00	91,000.00	0.00
	Total Purchased Services	121,131.00	3,776,008.00	3.21	121,131.00	3,776,008.00	3.21
400	Supplies & Materials						
411-0000	Supplies-General	22,079.70	885,178.00	2.49	22,079.70	885,178.00	2.49
415-0000	Supplies-Computer	0.00	1,000.00	0.00	0.00	1,000.00	0.00
416-0000	Supplies-Athletic Fields	560.00	41,500.00	1.35	560.00	41,500.00	1.35
417-0000	Supplies-Uniform	0.00	43,000.00	0.00	0.00	43,000.00	0.00
418-0000	Supplies-B&G Schools	0.00	70,000.00	0.00	0.00	70,000.00	0.00
464-0000	Gasoline	199.63	37,000.00	.54	199.63	37,000.00	.54
465-0000	Natural Gas	39.51	508,294.00	.01	39.51	508,294.00	.01
466-0000	Electricity	243,573.58	3,246,211.00	7.50	243,573.58	3,246,211.00	7.50
481-0000	Equipment < \$500	0.00	29,000.00	0.00	0.00	29,000.00	0.00
482-0000	Parts-Transportation	334.68	17,000.00	1.97	334.68	17,000.00	1.97
485-0000	Supplies - Air Filters	0.00	52,100.00	0.00	0.00	52,100.00	0.00
486-0000	Supplies - Mop Heads Towels Ma	10,235.94	32,900.00	31.11	10,235.94	32,900.00	31.11
493-0000	Supplies-Equip Elec	11,921.46	190,000.00	6.27	11,921.46	190,000.00	6.27
494-0000	Supplies-Finishing Matl	5,602.45	253,500.00	2.21	5,602.45	253,500.00	2.21
495-0000	Supplies-Plumbing	3,738.41	74,000.00	5.05	3,738.41	74,000.00	5.05
496-0000	Supplies-Roofing	0.00	12,000.00	0.00	0.00	12,000.00	0.00
497-0000	Supplies-HVAC	13,607.73	300,000.00	4.54	13,607.73	300,000.00	4.54
498-0000	Supplies-Bagged Salt	0.00	30,000.00	0.00	0.00	30,000.00	0.00
499-0000	Supplies-Bulk Salt	0.00	45,000.00	0.00	0.00	45,000.00	0.00
	Total Supplies & Materials	311,893.09	5,867,683.00	5.32	311,893.09	5,867,683.00	5.32
500	Capital Outlay						
521-0000	Buildings	0.00	300,000.00	0.00	0.00	300,000.00	0.00
541-0000	Equipment	9,970.00	470,100.00	2.12	9,970.00	470,100.00	2.12
545-0000	Computer Equipment > \$500	0.00	45,000.00	0.00	0.00	45,000.00	0.00
	Total Capital Outlay	9,970.00	815,100.00	1.22	9,970.00	815,100.00	1.22
600	Other Objects						
641-0000	Dues & Fees	48.00	9,000.00	.53	48.00	9,000.00	.53

Income Statement

GL293 Date 09/21/21
Time 21:02

Company 20 - Operations & Maintenance Fund USD
Income Statement
For Period 1 Through 1 Ending July 31, 2021

Page 13

Fiscal Year 2022 Budget

2

Consolidated

Operations & Maintenance Fund

Consolidated

Account Nbr	Description	Period Amount	Period Budget	Pct Of Budget	Year To Date Amount	Year To Date Budget	Pct Of Budget
600	Other Objects						
	Total Other Objects	48.00	9,000.00	.53	48.00	9,000.00	.53
700	Transfers						
701-0000	Transfer Interest	0.00	818,178.00	0.00	0.00	818,178.00	0.00
702-0000	Transfer Principal	0.00	1,735,000.00	0.00	0.00	1,735,000.00	0.00
	Total Transfers	0.00	2,553,178.00	0.00	0.00	2,553,178.00	0.00
900	System Accounts						
750	Capital Outlay - Capitalized						
751-0000	Equipment < \$5000	554.99	243,644.00	.23	554.99	243,644.00	.23
755-0000	Computer Equipment < \$5000	0.00	1,000.00	0.00	0.00	1,000.00	0.00
	Total Capital Outlay - Capita	554.99	244,644.00	.23	554.99	244,644.00	.23
	Total System Accounts	554.99	244,644.00	.23	554.99	244,644.00	.23
	Total Expense	1,504,685.04	23,634,834.00	6.37	1,504,685.04	23,634,834.00	6.37
	Total Net Change in Fund Balan	908,112.37-	988,469.00	91.87-	908,112.37-	988,469.00	91.87-

Income Statement

GL293 Date 09/21/21
Time 21:02

Company 30 - Bond & Interest Fund
Income Statement
For Period 1 Through 1 Ending July 31, 2021

USD

Page 14

Fiscal Year 2022 Budget

2

Consolidated

Bond & Interest Fund

Consolidated

Account Nbr	Description	Period Amount	Period Budget	Pct Of Budget	Year To Date Amount	Year To Date Budget	Pct Of Budget
REVENUE							
LOCAL	Revenue from Local Sources						
1111-0000	CUR YR General Levy	4.08	13,386,616.00	0.00	4.08	13,386,616.00	0.00
1112-0000	First PR YR General Levy	661,133.21	13,463,299.00	4.91	661,133.21	13,463,299.00	4.91
1511-0000	Interest on Investments	31.83	16,500.00	.19	31.83	16,500.00	.19
	Total Revenue from Local Sourc	661,169.12	26,866,415.00	2.46	661,169.12	26,866,415.00	2.46
	Total Revenue	661,169.12	26,866,415.00	2.46	661,169.12	26,866,415.00	2.46
EXPENSE							
300	Expense Purchased Services						
319-0000	Other Professional & Technical	0.00	18,000.00	0.00	0.00	18,000.00	0.00
	Total Purchased Services	0.00	18,000.00	0.00	0.00	18,000.00	0.00
600	Other Objects						
611-0000	Redemption of Principle	0.00	3,391,782.00	0.00	0.00	3,391,782.00	0.00
612-0000	Lease Purchase-Principle	1,390,800.73	3,125,801.00	44.49	1,390,800.73	3,125,801.00	44.49
621-0000	Interest	0.00	24,659,466.00	0.00	0.00	24,659,466.00	0.00
	Total Other Objects	1,390,800.73	31,177,049.00	4.46	1,390,800.73	31,177,049.00	4.46
700	Transfers						
701-0000	Transfer Interest	0.00	818,178.00-	0.00	0.00	818,178.00-	0.00
702-0000	Transfer Principal	0.00	3,125,801.00-	0.00	0.00	3,125,801.00-	0.00
	Total Transfers	0.00	3,943,979.00-	0.00	0.00	3,943,979.00-	0.00
	Total Expense	1,390,800.73	27,251,070.00	5.10	1,390,800.73	27,251,070.00	5.10
	Total Net Change in Fund Balan	729,631.61-	384,655.00-	189.68	729,631.61-	384,655.00-	189.68

Income Statement

Consolidated		Transportation Fund			Consolidated		
Account Nbr	Description	Period Amount	Period Budget	Pct Of Budget	Year To Date Amount	Year To Date Budget	Pct Of Budget
REVENUE							
LOCAL							
	Revenue from Local Sources						
1111-0000	CUR YR General Levy	1.28	4,395,846.00	0.00	1.28	4,395,846.00	0.00
1112-0000	First PR YR General Levy	208,184.62	4,280,982.00	4.86	208,184.62	4,280,982.00	4.86
1231-0000	Corporate Personal Property Re	0.00	366,709.00	0.00	0.00	366,709.00	0.00
1511-0000	Interest on Investments	423.90	7,300.00	5.81	423.90	7,300.00	5.81
1994-0000	Field Trips	14,168.82	186,000.00	7.62	14,168.82	186,000.00	7.62
	Total Revenue from Local Sourc	222,778.62	9,236,837.00	2.41	222,778.62	9,236,837.00	2.41
STATE							
	Revenue from State Sources						
3500-0000	Transportation-Regular	863,435.30	3,480,103.00	24.81	863,435.30	3,480,103.00	24.81
3510-0000	Transportation-Special Ed	1,254,092.76	5,085,163.00	24.66	1,254,092.76	5,085,163.00	24.66
	Total Revenue from State Sourc	2,117,528.06	8,565,266.00	24.72	2,117,528.06	8,565,266.00	24.72
	Total Revenue	2,340,306.68	17,802,103.00	13.15	2,340,306.68	17,802,103.00	13.15
EXPENSE							
100							
	Expense						
	Salaries						
115-0000	Non-Certified Supervision/Head	10,929.88	94,838.00	11.52	10,929.88	94,838.00	11.52
116-0000	Non-Certified Sec/Spec	4,756.02	42,186.00	11.27	4,756.02	42,186.00	11.27
132-0000	1.5 Overtime	0.00	100.00	0.00	0.00	100.00	0.00
148-0000	Extra Pay-Non-Certified	0.00	1,300.00	0.00	0.00	1,300.00	0.00
149-0000	Extra Pay-Certified	0.00	315,000.00	0.00	0.00	315,000.00	0.00
161-0000	Mileage Stipend	276.87	2,400.00	11.54	276.87	2,400.00	11.54
	Total Salaries	15,962.77	455,824.00	3.50	15,962.77	455,824.00	3.50
200							
	Employee Benefits						
211-0000	Teachers Retirement (TRS)	0.00	1,003.00	0.00	0.00	1,003.00	0.00
218-0000	THIS Fund Employer Contributio	0.00	2,110.00	0.00	0.00	2,110.00	0.00
221-0000	Life Insurance	22.86	217.00	10.53	22.86	217.00	10.53
222-0000	Medical Insurance	743.80	6,281.00	11.84	743.80	6,281.00	11.84
223-0000	Dental Insurance	150.28	1,400.00	10.73	150.28	1,400.00	10.73
224-0000	Vision Insurance	26.16	249.00	10.51	26.16	249.00	10.51
225-0000	Disability Insurance	15.84	139.00	11.40	15.84	139.00	11.40
	Total Employee Benefits	958.94	11,399.00	8.41	958.94	11,399.00	8.41
300							
	Purchased Services						
319-0000	Other Professional & Technical	0.00	6,057.00	0.00	0.00	6,057.00	0.00
321-0000	Sanitation Services	4,117.24	23,585.00	17.46	4,117.24	23,585.00	17.46
323-0000	Repair & Maintenance	2,223.96	35,836.00	6.21	2,223.96	35,836.00	6.21
325-0000	Rentals	0.00	32,891.00	0.00	0.00	32,891.00	0.00
331-0000	Pupil Transportation-General	21,568.98	1,123,380.00	1.92	21,568.98	1,123,380.00	1.92

Income Statement

GL293 Date 09/21/21
Time 21:02

Company 40 - Transportation Fund
Income Statement
For Period 1 Through 1 Ending July 31, 2021

USD

Page 16

Fiscal Year 2022 Budget

2

Consolidated

Transportation Fund

Consolidated

Account Nbr	Description	Period Amount	Period Budget	Pct Of Budget	Year To Date Amount	Year To Date Budget	Pct Of Budget
300	Purchased Services						
333-0000	District Travel	22.80	10,600.00	.22	22.80	10,600.00	.22
334-0000	Professional Meetings	0.00	615.00	0.00	0.00	615.00	0.00
336-0000	Pupil Transportation-Field Tri	0.00	384,293.00	0.00	0.00	384,293.00	0.00
341-0000	Postage & Shipping Charges	0.00	5,181.00	0.00	0.00	5,181.00	0.00
346-0000	Telephone - WAN and Internet	0.00	425.00	0.00	0.00	425.00	0.00
347-0000	Telephone-Cellular	60.70	772.00	7.86	60.70	772.00	7.86
353-0000	License & Registration	0.00	724.00	0.00	0.00	724.00	0.00
361-0000	Printing & Binding	0.00	8,950.00	0.00	0.00	8,950.00	0.00
371-0000	Water/Sewer Services	336.45	6,023.00	5.59	336.45	6,023.00	5.59
389-0000	Insurance-Fire-Theft-All Other	52,800.00	52,800.00	100.00	52,800.00	52,800.00	100.00
392-0000	License & Registrations	0.00	1,263.00	0.00	0.00	1,263.00	0.00
394-0000	Managment Fees-Transportation	0.00	14,541,782.00	0.00	0.00	14,541,782.00	0.00
	Total Purchased Services	81,130.13	16,235,177.00	.50	81,130.13	16,235,177.00	.50
400	Supplies & Materials						
411-0000	Supplies-General	0.00	11,435.00	0.00	0.00	11,435.00	0.00
462-0000	Oil	0.00	57,305.00	0.00	0.00	57,305.00	0.00
464-0000	Gasoline	0.00	966,137.00	0.00	0.00	966,137.00	0.00
465-0000	Natural Gas	.04-	11,943.00	0.00	.04-	11,943.00	0.00
482-0000	Parts-Transportation	0.00	9,607.00	0.00	0.00	9,607.00	0.00
	Total Supplies & Materials	.04-	1,056,427.00	0.00	.04-	1,056,427.00	0.00
500	Capital Outlay						
541-0000	Equipment	0.00	43,636.00	0.00	0.00	43,636.00	0.00
	Total Capital Outlay	0.00	43,636.00	0.00	0.00	43,636.00	0.00
	Total Expense	98,051.80	17,802,463.00	.55	98,051.80	17,802,463.00	.55
	Total Net Change in Fund Balan	2,242,254.88	360.00-	0.00	2,242,254.88	360.00-	0.00
	Large Percent of Budget			622848.58-			622848.58-

Income Statement

GL293 Date 09/21/21
Time 21:02

Company 50 - Municipal Retirement Fund USD
Income Statement
For Period 1 Through 1 Ending July 31, 2021

Page 17

Fiscal Year 2022 Budget

2

Consolidated

Municipal Retirement Fund

Consolidated

Account Nbr	Description	Period Amount	Period Budget	Pct Of Budget	Year To Date Amount	Year To Date Budget	Pct Of Budget
REVENUE							
Revenue							
LOCAL Revenue from Local Sources							
1111-0000	CUR YR General Levy	.41	1,381,330.00	0.00	.41	1,381,330.00	0.00
1112-0000	First PR YR General Levy	66,848.91	1,345,355.00	4.97	66,848.91	1,345,355.00	4.97
1511-0000	Interest on Investments	237.97	5,800.00	4.10	237.97	5,800.00	4.10
	Total Revenue from Local Sourc	67,087.29	2,732,485.00	2.46	67,087.29	2,732,485.00	2.46
	Total Revenue	67,087.29	2,732,485.00	2.46	67,087.29	2,732,485.00	2.46
EXPENSE							
Expense							
200	Employee Benefits						
212-0000	Municipal Retirement (IMRF)	215,043.30	2,648,437.00	8.12	215,043.30	2,648,437.00	8.12
	Total Employee Benefits	215,043.30	2,648,437.00	8.12	215,043.30	2,648,437.00	8.12
	Total Expense	215,043.30	2,648,437.00	8.12	215,043.30	2,648,437.00	8.12
	Total Net Change in Fund Balan	147,956.01-	84,048.00	176.04-	147,956.01-	84,048.00	176.04-

Income Statement

GL293 Date 09/21/21
Time 21:02

Company 51 - Social Security/Medicare Fund USD
Income Statement
For Period 1 Through 1 Ending July 31, 2021

Page 18

Fiscal Year 2022 Budget

2

Consolidated

Social Security/Medicare Fund Consolidated

Account Nbr	Description	Period Amount	Period Budget	Pct Of Budget	Year To Date Amount	Year To Date Budget	Pct Of Budget
REVENUE							
Revenue							
LOCAL							
Revenue from Local Sources							
1151-0000	CUR YR Soc Sec/Medicare Levy	.47	1,616,469.00	0.00	.47	1,616,469.00	0.00
1152-0000	First PR YR Soc Sec/Medicare L	76,398.25	1,574,231.00	4.85	76,398.25	1,574,231.00	4.85
1231-0000	Corporate Personal Property Re	0.00	500,000.00	0.00	0.00	500,000.00	0.00
1511-0000	Interest on Investments	70.68	1,600.00	4.42	70.68	1,600.00	4.42
Total Revenue from Local Sourc		76,469.40	3,692,300.00	2.07	76,469.40	3,692,300.00	2.07
Total Revenue		76,469.40	3,692,300.00	2.07	76,469.40	3,692,300.00	2.07
EXPENSE							
Expense							
200							
Employee Benefits							
213-0000	Federal Insurance Contribution	133,568.54	1,882,769.00	7.09	133,568.54	1,882,769.00	7.09
214-0000	Medicare Only	64,583.96	2,304,448.00	2.80	64,583.96	2,304,448.00	2.80
Total Employee Benefits		198,152.50	4,187,217.00	4.73	198,152.50	4,187,217.00	4.73
Total Expense		198,152.50	4,187,217.00	4.73	198,152.50	4,187,217.00	4.73
Total Net Change in Fund Balan		121,683.10-	494,917.00-	24.59	121,683.10-	494,917.00-	24.59

Income Statement

GL293 Date 09/21/21
Time 21:02

Company 60 - Site & Construction Fund USD
Income Statement
For Period 1 Through 1 Ending July 31, 2021

Page 19

Fiscal Year 2022 Budget

2

Consolidated

Site & Construction Fund

Consolidated

Account Nbr	Description	Period Amount	Period Budget	Pct Of Budget	Year To Date Amount	Year To Date Budget	Pct Of Budget
REVENUE							
LOCAL	Revenue from Local Sources						
1511-0000	Interest on Investments	15,154.77	90,000.00	16.84	15,154.77	90,000.00	16.84
	Total Revenue from Local Sourc	15,154.77	90,000.00	16.84	15,154.77	90,000.00	16.84
	Total Revenue	15,154.77	90,000.00	16.84	15,154.77	90,000.00	16.84
EXPENSE							
500	Expense Capital Outlay						
521-0000	Buildings	26,212.67	23,637,664.00	.11	26,212.67	23,637,664.00	.11
	Total Capital Outlay	26,212.67	23,637,664.00	.11	26,212.67	23,637,664.00	.11
	Total Expense	26,212.67	23,637,664.00	.11	26,212.67	23,637,664.00	.11
	Total Net Change in Fund Balan	11,057.90-	23,547,664.00-	.05	11,057.90-	23,547,664.00-	.05

Income Statement

GL293 Date 09/21/21
Time 21:02

Company 61 - Impact Fees Fund
Income Statement
For Period 1 Through 1 Ending July 31, 2021

USD

Page 20

Fiscal Year 2022 Budget

2

Consolidated

Impact Fees Fund

Consolidated

Account Nbr	Description	Period Amount	Period Budget	Pct Of Budget	Year To Date Amount	Year To Date Budget	Pct Of Budget
REVENUE							
Revenue							
LOCAL Revenue from Local Sources							
1511-0000	Interest on Investments	816.53	20,000.00	4.08	816.53	20,000.00	4.08
1931-0000	Impact Fees-East Dundee/West D	5,904.00	175,398.00	3.37	5,904.00	175,398.00	3.37
1937-0000	Impact Fees-Hampshire	0.00	23,167.00	0.00	0.00	23,167.00	0.00
1939-0000	Impact Fees-Algonquin/Carpente	0.00	200,000.00	0.00	0.00	200,000.00	0.00
1941-0000	Technology E-Rate Revenue	0.00	101,435.00	0.00	0.00	101,435.00	0.00
	Total Revenue from Local Sourc	6,720.53	520,000.00	1.29	6,720.53	520,000.00	1.29
	Total Revenue	6,720.53	520,000.00	1.29	6,720.53	520,000.00	1.29
EXPENSE							
Expense							
	Total Net Change in Fund Balan	6,720.53	520,000.00	1.29	6,720.53	520,000.00	1.29

Income Statement

GL293 Date 09/21/21
Time 21:02

Company 70 - Working Capital Fund USD
Income Statement
For Period 1 Through 1 Ending July 31, 2021

Page 21

Fiscal Year 2022 Budget

2

Consolidated

Working Capital Fund

Consolidated

Account Nbr	Description	Period Amount	Period Budget	Pct Of Budget	Year To Date Amount	Year To Date Budget	Pct Of Budget
REVENUE							
Revenue							
LOCAL Revenue from Local Sources							
1111-0000	CUR YR General Levy	0.00	2,019.00	0.00	0.00	2,019.00	0.00
1112-0000	First PR YR General Levy	97.60	1,967.00	4.96	97.60	1,967.00	4.96
1511-0000	Interest on Investments	2,176.35	53,000.00	4.11	2,176.35	53,000.00	4.11
Total Revenue from Local Sourc		2,273.95	56,986.00	3.99	2,273.95	56,986.00	3.99
Total Revenue		2,273.95	56,986.00	3.99	2,273.95	56,986.00	3.99
EXPENSE							
Expense							
Total Net Change in Fund Balan		2,273.95	56,986.00	3.99	2,273.95	56,986.00	3.99

Income Statement

GL293 Date 09/21/21
Time 21:02

Company 80 - Tort Immunity Fund
Income Statement
For Period 1 Through 1 Ending July 31, 2021

USD

Page 22

Fiscal Year 2022 Budget

2

Consolidated

Tort Immunity Fund

Consolidated

Account Nbr	Description	Period Amount	Period Budget	Pct Of Budget	Year To Date Amount	Year To Date Budget	Pct Of Budget
REVENUE							
LOCAL Revenue from Local Sources							
1121-0000	CUR YR Tort Immunity Levy	47,749.35	1,010,234.00	4.73	47,749.35	1,010,234.00	4.73
1122-0000	First PR YR Tort Immunity Levy	0.00	983,909.00	0.00	0.00	983,909.00	0.00
1511-0000	Interest on Investments	0.00	200.00	0.00	0.00	200.00	0.00
Total Revenue from Local Sourc		47,749.35	1,994,343.00	2.39	47,749.35	1,994,343.00	2.39
Total Revenue		47,749.35	1,994,343.00	2.39	47,749.35	1,994,343.00	2.39
EXPENSE							
300 Expense Purchased Services							
382-0000	Fidelity Bond Premiums	2,150.00	19,688.00	10.92	2,150.00	19,688.00	10.92
383-0000	Worker's Compensation Insuranc	1,123,224.00	1,123,221.00	100.00	1,123,224.00	1,123,221.00	100.00
389-0000	Insurance-Fire-Theft-All Other	930,842.00	954,285.00	97.54	930,842.00	954,285.00	97.54
Total Purchased Services		2,056,216.00	2,097,194.00	98.05	2,056,216.00	2,097,194.00	98.05
Total Expense		2,056,216.00	2,097,194.00	98.05	2,056,216.00	2,097,194.00	98.05
Total Net Change in Fund Balan		2,008,466.65-	102,851.00-1952.79		2,008,466.65-	102,851.00-1952.79	



Proposed FY 2021-2022 Education Plan / Budget

Presented on September 28, 2021
Jennifer Porter, Chief Financial Officer

FY 2021-2022 Budget Timeline

- ~~06/08/21 BFC and CFOC Meetings & 06/22/21 BOE Meeting~~
 - ~~Present Budget Scenarios~~
 - ~~Present Proposed Budget Requests~~
 - ~~Present Proposed Capital Projects~~
- ~~06/22/21 BOE Meeting~~
 - ~~Vote on Proposed Budget Requests~~
 - ~~Vote on Proposed Capital Projects Design Work~~
- ~~08/10/2021 BFC/CFOC & BOE Meeting~~
 - ~~Present Tentative Budget & Vote on authorization of FY 2021-2022 education plan/tentative budget, public hearing & budget display.~~
- ~~09/14/2021 Joint Committee Meeting~~
 - ~~Review Proposed Budget~~
- **09/28/2021 BOE Meeting**
 - **Hold budget hearing**
 - **Vote on adoption of 2021-2022 budget**
- 09/30/2021 District
 - File 2021-2022 budget with required entities
 - Post budget on district website



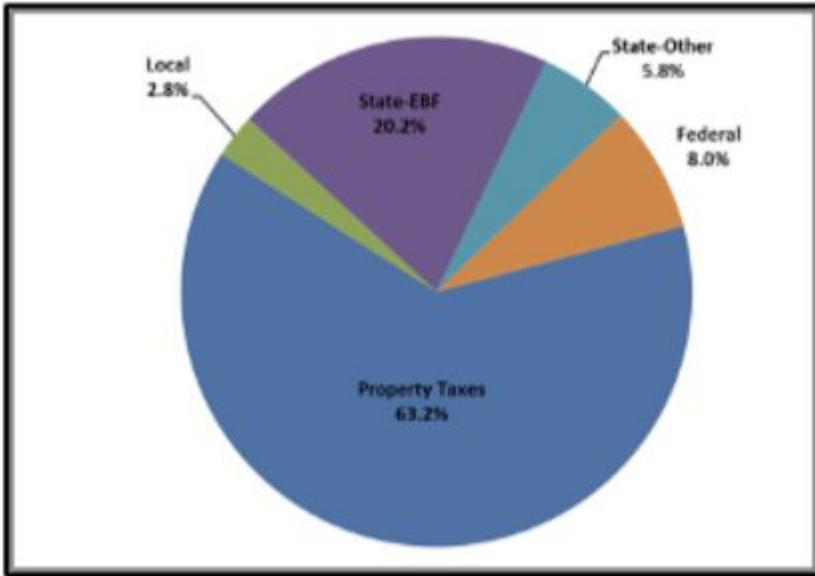
FY 2020-2021 Operating Funds Budget

Operating Funds	FY21-Budget
Property Taxes	180,159,978
EDA	-
Local	7,961,953
State-EBF	57,507,752
State-Other	16,507,327
Federal	22,745,770
Other Sources	5,570,764
Total Revenues	290,453,544
Salary	157,130,481
Insurance	24,570,315
Benefits	17,916,254
Purchased Services	42,243,241
Supplies	13,207,904
Capital Outlay	11,966,507
Outplaced Tuition	10,610,759
Charter School Payment	8,300,000
Other Uses	3,526,028
Total Expenditures	289,471,489
Net Change in Fund Balance	982,055
Fund Balance Transfer	-
Beginning Fund Balance	118,955,175
Ending Fund Balance	119,937,230
Fund Balance % > Target 30%	41%

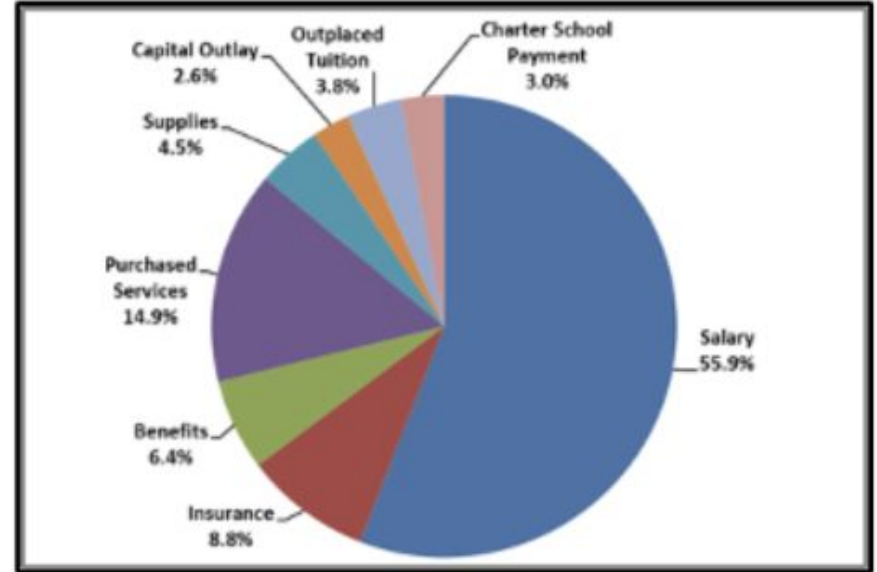


FY 2020-2021 Operating Funds Budget

Revenue - By Source



Expenditure- By Object



FY 2021-2022 Operating Funds Assumptions

Revenue & Expenditure Assumptions

Revenues

- Property Taxes = \$65M New Property
- Interest = -30% of FY 2021 Budget (1 year)
- Student Fees = -\$1.84M (1 year)
- CPPPRT= \$2.7M
- Evidenced Based Funding (EBF) = +\$2.7M
- Other State = Flat
- Federal =+\$6.5M ESSER Funding

Expenditures

- Salaries per negotiated agreements
- Health Insurance = +5%
- Tuition/Outplacements = +5%
- Charter School Payment = -2.4% (lower enrollment)
- Transportation = +5%
- Sanitation/Water & Sewer = +2%
- General Liability/Workers Comp = +7.9%
- 2 FTE Job Coaches for state mandated 22 ROCCS (HB40) - one time expenditure



Approved Budget Requests

Evidence Base Funding Core Investments

Position Title	FTE	Cost	Purpose
Digital Learning Coaches	3.0	\$238,314	Staffing
TOSA's	5.0	\$418,433	Staffing
Director of RTI	1.0	\$137,578	Staffing
PowerSchool Learning Professional Development Stipends		\$391,720	Staff Development
Total	9.0	\$1,186,045	



Approved FY 2021-2022 America Rescue Plan (ESSER) Dollars Request

Position Title	FTE	Cost	Location
Flex Teachers	22.0	\$1,876,380	Elementary Schools
Interventionists	10.0	\$852,900	Middle Schools
Interventionists	7.0	\$490,000	High Schools
Mental Health Social Workers	3.0	\$210,000	High School
Tutors	44.0	\$608,001	District-wide
Other COVID supplies & PPE		\$546,509	District-Wide
Direct to Classroom Extra Pay		\$418,000	Elementary Schools
Remote Resource Teachers	12.0	\$720,000	Elementary & Middle Schools
Mental Health Social Workers	3.0	\$210,000	High School
Remote Resource Overloads		\$144,000	High Schools
Total	101.0	\$6,075,790	

Planning is ongoing for the remaining ESSER grant allocations. Administration's intent is to maximize the use of these funds to develop cohesive programs and services and ensure sustainability through blending and braiding of all federal, state, and local funds to support our students.



FY 2021-2022 Proposed Budget - Operating Funds

	Educational	O&M	Trans	IMRF/ SS	Tort	Working Cash	Operating
Audited Fund Balance 6/30/20	66,235,245	3,096,541	4,215,416	5,760,835	773,409	38,873,729	118,955,175
Budgeted Revenue	241,317,271	24,195,508	16,821,751	6,130,978	1,893,500	94,536	290,453,544
Budgeted Expenditures	241,306,793	22,624,712	16,821,751	6,774,106	1,944,127	-	289,471,489
Budgeted Surplus/(Deficit)	10,478	1,570,796	-	(643,128)	(50,627)	94,536	982,055
Fund Balance Transfer	-	-	-	-	-	-	-
Budgeted Fund Balance 6/30/21	66,245,723	4,667,337	4,215,416	5,117,707	722,782	38,968,265	119,937,230
Proposed Revenue	246,682,418	24,623,303	17,802,103	6,424,785	1,994,343	56,986	297,583,938
Proposed Expenditures	246,630,328	23,634,834	17,802,103	6,835,654	2,097,194	-	297,000,113
Proposed Surplus/(Deficit)	52,090	988,469	-	(410,869)	(102,851)	56,986	583,825
Fund Balance Transfer	-	-	-	-	-	-	-
Proposed Fund Balance 6/30/22	66,297,813	5,655,806	4,215,416	4,706,838	619,931	39,025,251	120,521,055



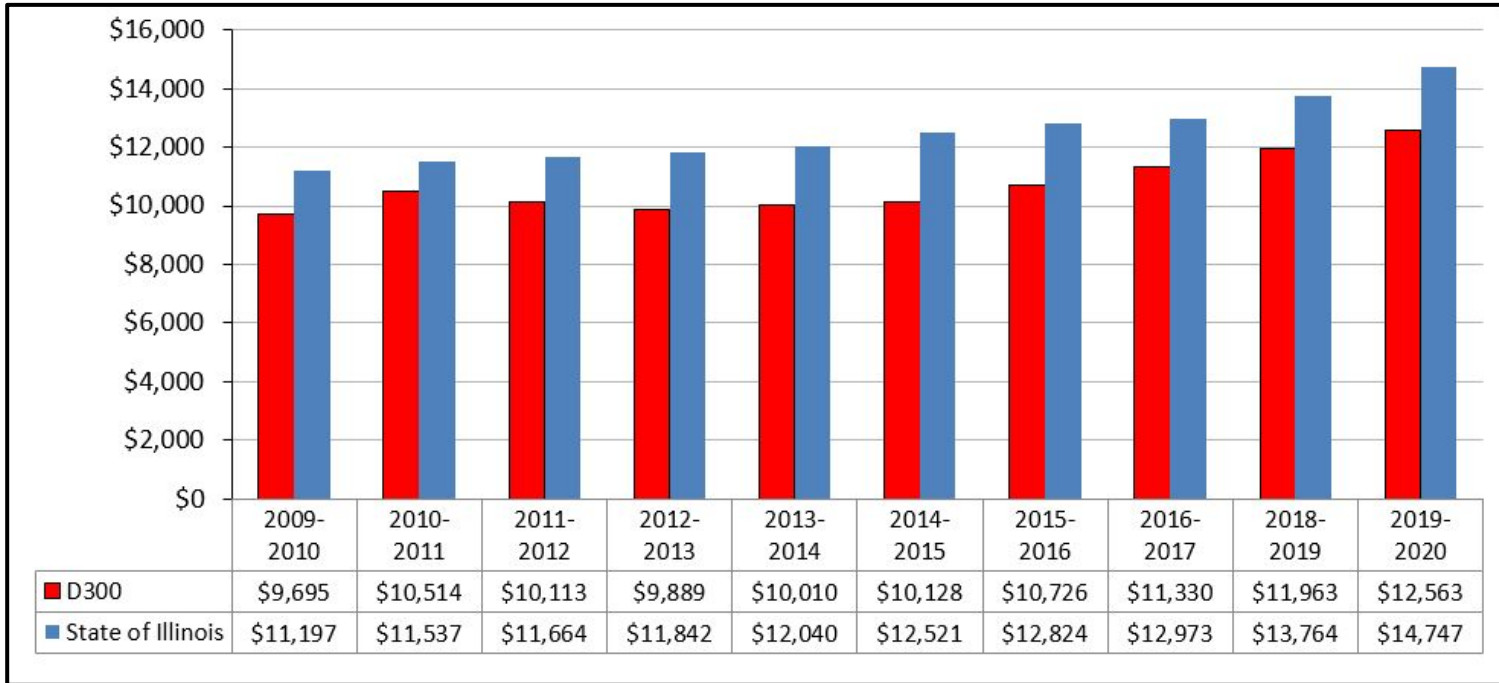
FY 2021-2022 Proposed Budget - All Funds

	Educational	O&M	Trans	IMRF/ SS	Tort	Working Cash	Operating	Debt Service	Capital Projects	All Funds
Audited Fund Balance 6/30/20	66,235,245	3,096,541	4,215,416	5,760,835	773,409	38,873,729	118,955,175	9,357,804	21,106,114	149,419,093
Budgeted Revenue	241,317,271	24,195,508	16,821,751	6,130,978	1,893,500	94,536	290,453,544	27,117,755	3,780,039	321,351,338
Budgeted Expenditures	241,306,793	22,624,712	16,821,751	6,774,106	1,944,127	-	289,471,489	26,981,613	12,613,367	329,066,469
Budgeted Surplus/(Deficit)	10,478	1,570,796	-	(643,128)	(50,627)	94,536	982,055	136,142	(8,833,328)	(7,715,131)
Fund Balance Transfer	-	-	-	-	-	-	-	-	-	-
Budgeted Fund Balance 6/30/21	66,245,723	4,667,337	4,215,416	5,117,707	722,782	38,968,265	119,937,230	9,493,946	12,272,786	141,703,962
Proposed Revenue	246,682,418	24,623,303	17,802,103	6,424,785	1,994,343	56,986	297,583,938	26,866,415	610,000	325,060,353
Proposed Expenditures	246,630,328	23,634,834	17,802,103	6,835,654	2,097,194	-	297,000,113	27,251,070	23,637,664	347,888,847
Proposed Surplus/(Deficit)	52,090	988,469	-	(410,869)	(102,851)	56,986	583,825	(384,655)	(23,027,664)	(22,828,494)
Fund Balance Transfer	-	-	-	-	-	-	-	-	-	-
Proposed Fund Balance 6/30/22	66,297,813	5,655,806	4,215,416	4,706,838	619,931	39,025,251	120,521,055	9,109,291	(10,754,878)	118,875,468



DISTRICT 300 FINANCIAL INFORMATION

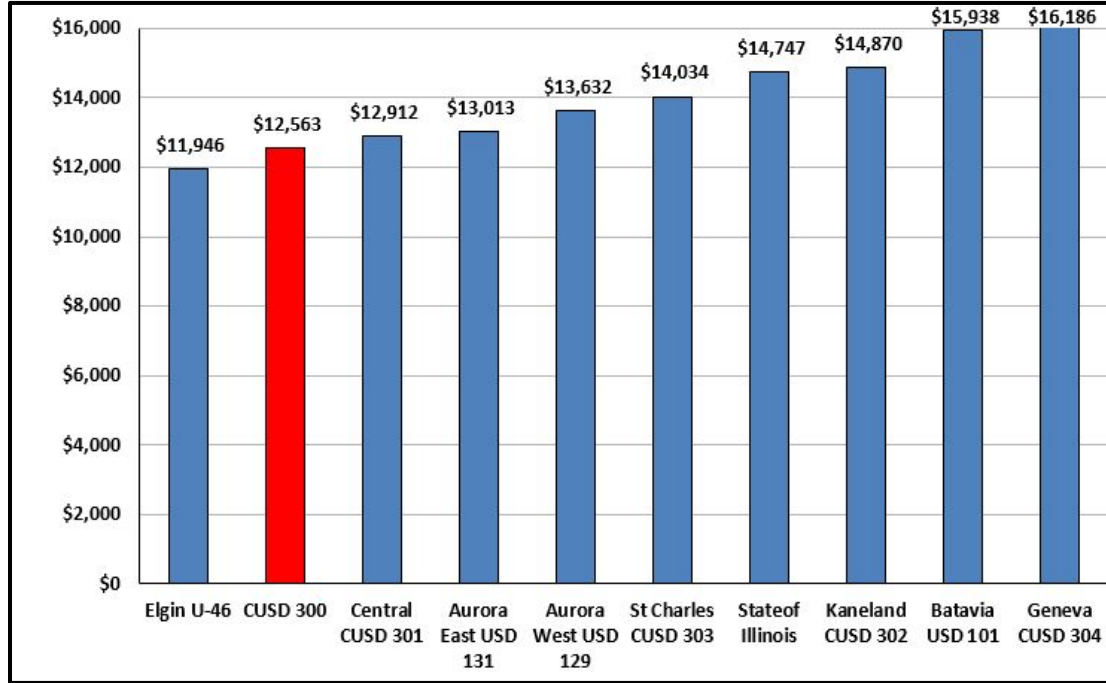
D300 vs. State of Illinois Operating Expense per Pupil



In FY 2019-2020, D300 spent \$2,184 less per pupil than the State of Illinois. This equates to just a difference of over \$42.6 million when multiplied by D300's average daily attendance. Source: [Illinois Local Education Agency Retrieval Network](#)



Kane County School Districts FY20 Operating Expense per Pupil

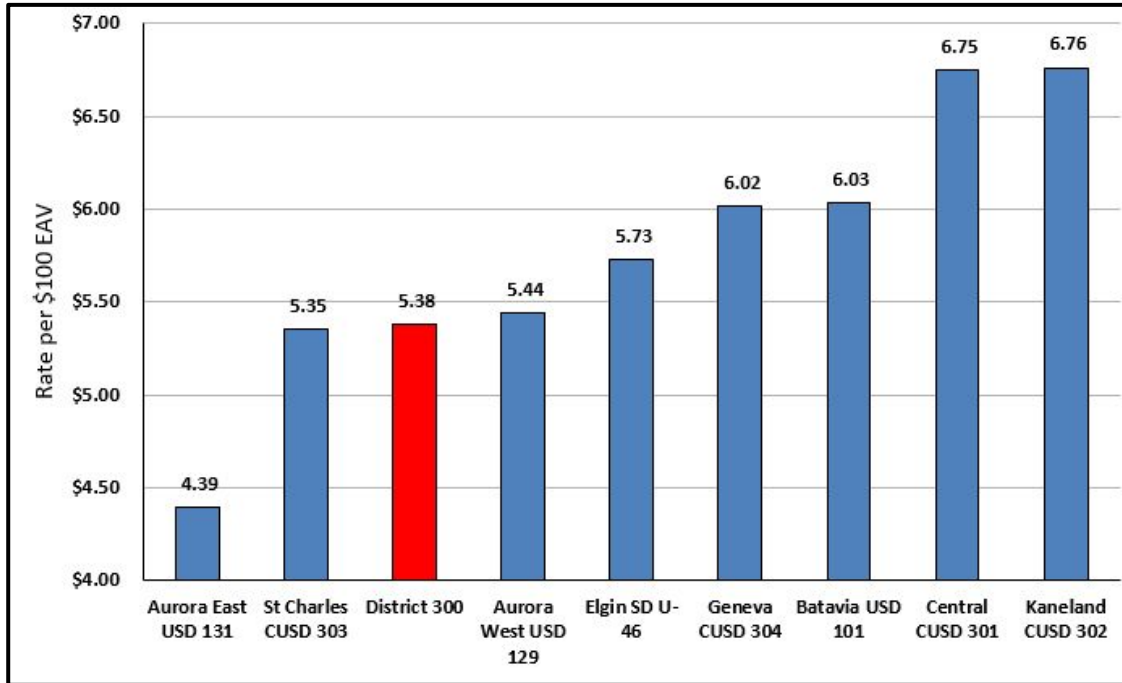


D300 has the second lowest operating expense per pupil for Kane Unit School Districts. D300 would incur \$45.9 million more if they spent

\$14,747 per pupil. Source: [Illinois Local Education Learning Retrieval Network](#)



Kane County School Districts 2020 Tax Rate



D300 continues to have one of the lower total tax rates for Kane County Unit School Districts.

Source: [Kane County Clerk Website](#)



legal notices

legals@dailyherald.com

Public Hearings & Notices

COMMUNITY UNIT SCHOOL DISTRICT 300 NOTICE OF PUBLIC HEARING
August 11, 2021
Notice is hereby given by the Board of Education of Community Unit School District 300, Kane, McHenry, Cook and DeKalb counties, State of Illinois, that a budget for said School District for the fiscal year beginning July 1, 2021 and ending June 30, 2022 will be on file and conveniently available for public inspection at the Central Office, 2250 Harnish Drive, Algonquin, Illinois, from and after 12:00 noon on the 12th day of August 2021. Notice is further hereby given that a public hearing on said budget will be held at 6:30 p.m. on the 28th day of September 2021 at the Central Office, 2250 Harnish Drive, Algonquin, Illinois, IL 60102.
Dated this 11th day of August 2021
Board of Education of Community Unit School District 300 in the counties of Kane, McHenry, Cook and DeKalb counties, State of Illinois
Leslie LaMarca,
Board Secretary
Published in Daily Herald August 11, 2021 (4568218)

Lake Zurich Rural Fire Protection District Public Notice

Please take notice that an audit of its funds for the period January 1, 2020 through December 31, 2020 has been made by Evoy, Kornschnitz, Jacobs & Co. and that the full report of such audit dated December 31, 2020 will be available for public inspection at the Lake Zurich Fire Station #1, 321 S. Buesching Road, Lake Zurich, IL 60047 during regular business hours: 9:00 am - 5:00 pm Monday through Friday, except for holidays beginning August 15th. The audit report will also be available in PDF format by contacting the Lake Zurich Rural Fire Protection District at lzrfd@prodigy.net.
Lake Zurich Rural Fire Protection District
By: /s/ Lawrence Bowman, Secretary
Published in Daily Herald August 11, 2021 (4568432)

LEGAL NOTICE IN THE CIRCUIT COURT OF THE NINETEENTH JUDICIAL CIRCUIT

LAKE COUNTY, ILLINOIS
The Bentley Place Homeowners Association vs Mungunsukh Davaasan, Deceased, et al defendants Case No 21 LM 249.
Notice is hereby given to you, all Unknown Heirs and Legatees of Mungunsukh Davaasan and All Unknown Occupants, that the above entitled action has been filed against you and other defendants in the Circuit Court of the Nineteenth Judicial Circuit of Lake County, Illinois for the recovery of the possession of real estate located at 368 Bentley Place, Buffalo Grove, IL 60089.
You are hereby required to appear in person on August 31, 2021 at 1:30 PM in Courtroom 404, Circuit Court of Lake County, 18 North County Street, Waukegan, IL, for return date of this cause. You are further required to file your written appearance by yourself or your attorney at the same place and time.
Now unless you, the said above named defendants appear at the time and place fixed for return date, judgment by default will be entered against you for possession of the aforesaid premises and an order for possession will be issued out of said court by which you will be dispossessed of said premises.
Published in Daily Herald Aug 4, 11, 18, 2021 (4567955)

Public Hearings & Notices

LEGAL NOTICE
The Forest Preserve District of Kane County Commission is seeking to obtain bids for the for the acquisition and delivery of Seed for the Forest Preserve District of Kane County.
Sealed Bids will be accepted until 2:00 p.m. September 1, 2021 at the District office where they will be publicly opened and read. The District reserves the right to reject any and all bids.
Bid documents may be obtained by contacting:
Anna Marano, CPPB - Finance
Forest Preserve District of Kane County
1996 Kirk Road, Suite 320
Geneva, Illinois 60134
630-208-2006
maranoanna@kaneforest.com
AN EQUAL OPPORTUNITY EMPLOYER
Published in Daily Herald August 11, 2021 (4568406)

LEGAL NOTICE PUBLIC HEARING

NOTICE IS HEREBY GIVEN that the Geneva Planning and Zoning Commission has received an application for a public hearing on Thomas Budzik of Thomas Architects on behalf of Melissa Smith, related to property located at 521 Illinois Street, P.I.N. 12-03-251-002.
THE APPLICANT IS REQUESTING a Variation from Section 11-5F-4B (Lot and Area Requirements) to decrease the street yard setback from 20' to 17'-8" in accordance with Section 11-14-5 (Variations) of the Geneva Zoning Ordinance.
NOTICE IS ALSO GIVEN that a Public Hearing to consider said request will be held before the Planning and Zoning Commission on August 26, 2021, at Geneva City Hall, 109 James Street, Geneva, Illinois, at 7:00 p.m. All interested parties are invited to present testimony for or against the application and cross-examine witnesses presenting testimony for or against the application. City of Geneva meetings are now a combination of live and virtual. In addition, meetings are livestreamed for the public to provide the ability to contemporaneously hear all discussion, testimony and roll call votes of the open meeting in real time. Please visit the City website for details on how to watch the meeting live. Individuals may be recognized during the meeting (audio only) by accessing the meeting via the link below:
<https://attendee.gotowebinar.com/register/6808045574140321548>
For more information about meeting procedures, providing public comment, or how to watch the meeting live, please see the "Notice Regarding Meeting and Public Comment Rule Modification Due to COVID-19" on the City's website by visiting the link below:
<https://www.geneva.il.us/DocumentCenter/View/8694/Notice-Regarding-Meeting-And-Public-Comment>
DOCUMENTS ARE ON FILE and available for public inspection during regular business hours at the Community Development Department office located at Geneva City Hall, 22 S. First Street, Geneva, Illinois, as well as on the City's website by visiting the link below:
<https://www.geneva.il.us/1416/521-Illinois-Street-Variation>
Scott Stocking, Chairman
Geneva Planning and Zoning Commission
Published in Daily Herald August 11, 2021 (4568403)

RIVERWOODS PLAN COMMISSION NOTICE

Please take notice that the Plan Commission of the Village of Riverwoods will hold a public hearing on September 2, 2021, at 7:30 p.m., in the Riverwoods Village Hall, 300 Portwine Road, Riverwoods, Illinois. However, at the time of publication, it is not known whether the executive orders issued by Governor J. B. Pritzker, suspending in-person attendance requirements for public meetings, will have been extended to cover the date of this hearing. If suspension of in-person attendance requirements has been continued, then due to public health concerns, the hearing will be conducted remotely. Public comment by email may be submitted in advance of or during the meeting at info@villageofriverwoods.com. The hearing can be viewed at:
Join Zoom Meeting
<https://us02web.zoom.us/j/84889924382>
Meeting ID: 848 8992 4382
Dial by your location
+1 312 626 6799 US (Chicago)
If the suspension of in-person attendance requirements has not been continued, then the meeting will be conducted at the Riverwoods Village Hall as first specified above. The purpose of the hearing is to consider the adoption of a text amendment to the Riverwoods Zoning Ordinance. The proposed ordinance would: add licensed establishments under the Video Gaming Act and tobacco stores, each as allowable uses under Section 9-5B-2 of the Village Code in a mixed-use planned development in the B-1 Neighborhood Business District ("B-1 District"); clarify that the term "hobby store" does not refer to a licensed establishment; remove an automobile service station as a stand-alone special use in the B-1 District while adding an automobile service station and convenience store as a special use in a mixed-use planned development in the B-1 District; and clarify that a mixed-use planned development must have frontage on Milwaukee Avenue or Deerfield Road. The foregoing is a summary; the full text of the amendment should be consulted. In addition, the proposed text amendment may be varied subsequent to the hearing before the Plan Commission. The amendment as currently proposed is available for inspection at the Riverwoods Village Hall. All persons desiring to be heard in support or opposition to the proposal shall be afforded an opportunity to be heard in person or to submit their statements in writing, or both. Further information may be obtained from Russ Kraly, Riverwoods Director of Community Services (847-945-3990).
Laurie Breitkopf, Chair
RIVERWOODS PLAN COMMISSION
Published in Daily Herald August 11, 2021 (4568408)

LEGAL NOTICE PUBLIC HEARING

NOTICE IS HEREBY GIVEN that the Geneva Planning and Zoning Commission has received an application for a public hearing from Timothy Riley related to the rezoning of property located behind 422 Hamilton Street and 419 W. State Street, locally described as follows:
PARCEL 2A
LOT 7 IN BLOCK 40 THE ORIGINAL TOWN OF GENEVA, ILLINOIS, DE WILSON, KANE COUNTY, ILLINOIS,

Public Hearings & Notices

Public Hearings & Notices

Public Notice
August 11, 2021
Kane County Office of Community Reinvestment
143 First Street
Batavia, Illinois 60510
This notice is to advise citizens of their opportunity to review and comment on the Kane-Elgin Consortium's draft 2020 Consolidated Annual Performance and Evaluation Report (CAPER) through Thursday, August 26, 2021. The CAPER summarizes projects funded by Kane County and the City of Elgin with Community Development Block Grant and HOME Investment Partnership Program funds from the U.S. Department of Housing and Urban Development. The report details the accomplishments achieved and funds disbursed during Program Year 2020 (June 1, 2020 through May 31, 2021).
Copies of the CAPER may be obtained from the Kane County Office of Community Reinvestment at the above address and at the office of the City of Elgin's Community Development Department at 150 Dexter Court Elgin, Illinois 60120. Questions and written comments regarding the report should be directed to Josh Beck, at the Kane County Office of Community Reinvestment whose contact information is as follows (630) 444-2960 or beckjosh@countyof-kane.org.
This notice also advises citizens that the Kane-Elgin Consortium (Kane County and the City of Elgin) will hold a public hearing at 9:30am on Thursday, August 26, 2021. The Public Hearing will be viewable via remote access via <https://zoom.us/j/94195928882?pwd=Z1pQXVYNIjYU-preDVCVGYcVWZz09>
Meeting ID: 941 9592 8882
Passcode: 302821
To join the public hearing for purpose of public comment via telephone please use the following contact information: Phone Number: (312) 626-6799 Meeting ID: 941 9592 8882 Passcode: 302821
Those wishing to provide comment can pre-register with Josh Beck from the Office of Community Reinvestment no later than 4:00pm Wednesday August 25, 2021. Following the public hearing and public comment period, the CAPER will be submitted to the U.S. Department of Housing and Urban Development with a summary of the comments received and the Consortium's responses to those comments.
Published in Daily Herald August 11, 2021 (4568353)

LEGAL NOTICE

VILLAGE OF SOUTH BARRINGTON COOK COUNTY, ILLINOIS
NOTICE OF PUBLIC HEARING BEFORE THE PLAN COMMISSION/ZONING BOARD OF APPEALS OF THE VILLAGE OF SOUTH BARRINGTON TO CONSIDER A TEXT AMENDMENT TO THE VILLAGE'S ZONING ORDINANCE REGARDING THE COMMERCIAL TRUCKS AND RECREATIONAL VEHICLES PARKING REGULATIONS
NOTICE IS HEREBY GIVEN that the Plan Commission/Zoning Board of Appeals ("Plan Commission") of the Village of South Barrington, Illinois, will hold a public hearing on August 26, 2021, at the South Barrington Village Hall, 30 South Barrington Road, South Barrington, Illinois 60010 commencing at 7:00 p.m. to consider, make recommendations and conduct a public hearing as required by the applicable statutes of the State of Illinois and the Village Code of the Village of South Barrington regarding a proposed text amendment to Section 9-2, entitled "Trucks and Recreational Vehicles," of Chapter 9, entitled "Vehicle Storage and Parking Regulations," of the Village's Zoning Ordinance regarding commercial trucks and recreational vehicles parking regulations.
The applicant of the proposed text amendment is the Village of South Barrington. Copies of the petition to amend the Zoning Ordinance will be on file with the Village Clerk and may be inspected during business hours.
All persons present at the public hearing will be afforded an opportunity to be heard. Written comments may be submitted to the attention of the Plan Commission Chairperson, c/o South Barrington Village Hall at the address aforesaid and will be considered if received at least five (5) days prior to the hearing. The Plan Commission reserves the right to continue the public hearing from time to time in accordance with the requirements of the Illinois Open Meetings Act.
Individuals with disabilities who plan to attend the hearing and require certain accommodations in order to allow them to observe or participate or who have questions regarding the accessibility of the meeting or other matters, are requested to contact the Office of the Village Clerk at 847-381-7510.
This Notice is given pursuant to law and published by authority of the Plan Commission of the Village of South Barrington.
Dated: August 11, 2021
/s/ Michael McCombie,
Plan Commission Chairperson
Published in Daily Herald August 11, 2021 (4568423)

Storage

Storage

Storage-Mart #802 1015 N. Halsted St. Chicago, IL 60622 @ 12:15pm, Unit 32 Benjamin Lee Johnson / Ben Johnson, Unit 1115 Tasha Reed, Unit 6518 Floyd Davis, Unit 6645 Myanna Watkins, Unit 7634 Zachary Pescetto / Zachary Joseph Pescetto Storage-Mart #805 3100 N. Mannheim Franklin Park, IL 60131 @ 12:30pm, Unit 109 J Refugio Orozco / Refugio Orozco, Unit 319 Michael Hink / Michael A Hinkle, Unit 328 Jeffrey Arnold, Unit 718 Rafal Straczek, Unit 643 Charles O'Neil / Charles O'Neil Storage-Mart #810 9004 Rt. 59, Elgin, IL 60120 @ 1:00pm, Unit 448 Laura Holliday / Laura Ann Holliday, Unit 500 Joanne Rizvi / Joanne M Rizvi Storage-Mart #820 100 W. North Ave. Lombard, IL 60148 @ 1:15pm, Unit 365 Marcy Moore, Unit 256 Emma J David-Thelma Foundation / Dana L Malone Storage-Mart #822 2727 Shermer Rd. Northbrook, IL 60062 @ 1:30pm, Unit 272 Julio Cesar / Julio Cesar Mora Storage-Mart #824 819 N. Eola Rd Aurora, IL 60504 @ 1:45pm, Unit 90 Brian Granger, Unit 117 Joe Lishman, Unit 223 Taurean Buck Storage-Mart #851 6714 S. Cottage Grove Ave Chicago, IL 60647 @ 2:15pm, Unit 712 Lisa A. Ganius / Lisa Ganius, Unit 764 Phyllis V Crowell Bey / Dr. P Vernon Crowell Bey, Unit 774 Roma Jackson, Unit 4151 Jonathan Henley / Jonathan E Henley, Unit 4193 Angelica Walton, Unit 4201 Earl D. Brown, Unit 4280 Megan Holmes, Unit 4309 Kazara Chadwick, Unit 4315

**UNITED STATES BANKRUPTCY COURT
SOUTHERN DISTRICT OF NEW YORK**

In re
SEARS HOLDINGS CORPORATION, *et al.*,
Debtors.

Chapter 11
Case No. 18-23538 (RDD)
(Jointly Administered)

**SETTLEMENT AGREEMENT BY AND AMONG THE VILLAGE OF
HOFFMAN ESTATES, THE DEBTORS, THE COMMUNITY UNIT
SCHOOL DISTRICT 300, THE OTHER TAXING DISTRICTS AND
THE COOK COUNTY TREASURER CONCERNING THE EDA**

WHEREAS, on October 10, 2018, Community Unit School District 300 (the “**School District**”) brought suit against the Village of Hoffman Estates (the “**Village**”) and Sears Holdings Corporation (“**SHC**,” and together with certain of its affiliates, as debtors and debtors in possession in the above-captioned chapter 11 cases (the “**Bankruptcy Cases**”), collectively, the “**Debtors**”) in the Circuit Court of Cook County, State of Illinois (the “**Circuit Court**”), in a matter styled *Community Unit School District 300 v. Village of Hoffman Estates, et al.*, Case No. 2018 CH 12683 (the “**Illinois Action**”), seeking declaratory, injunctive and other relief arising from SHC’s alleged failure to comply with certain terms and conditions of the Economic Development Area and Tax Increment Allocation Act, 20 ILCS 620/1 *et seq.* (the “**EDA Act**”) and an economic development agreement (the “**EDA Agreement**”) entered into by and between the Village and Sears, Roebuck and Co., as the developer (“**Sears**” or the “**Developer**”) under to the EDA Act, pursuant to which the Developer receives annual distributions from the Village’s special tax allocation fund maintained under the EDA Act (the “**Special Tax Allocation Fund**” and the funds therein, the “**EDA Funds**”).

WHEREAS, on October 15, 2018, the Debtors filed voluntary petitions for relief under chapter 11 of title 11 of the United States Code (the “**Bankruptcy Code**”) in the United States

Bankruptcy Court for the Southern District of New York (the “**Bankruptcy Court**”) commencing the Bankruptcy Cases and staying the Illinois Action pursuant to section 362 of the Bankruptcy Code.

WHEREAS, on January 11, 2019, the Bankruptcy Court entered a stipulation and order that, among other things, authorized and directed the Village to (i) distribute the forty-five percent (45%) portion (the “**45% Portion**”) of those EDA Funds then held in the Special Tax Allocation Fund consisting of property taxes levied for tax year 2017 that were extended and collected (net of offsets) in calendar year 2018 (the “**2017 EDA Funds**”) to various taxing districts within the EDA (excluding the Village and the School District, collectively, the “**Other Taxing Districts**”) and (ii) continue to hold in the Special Tax Allocation Fund the remaining fifty-five percent (55%) (the “**55% Portion**”) of such 2017 EDA Funds pending further order of the Bankruptcy Court or a written agreement among the parties thereto.

WHEREAS, on April 18, 2019, the Bankruptcy Court issued (i) the *Order Granting Community Unit School District 300’s Motion for Abstention* allowing the Circuit Court to adjudicate certain issues raised before the Bankruptcy Court, and (ii) the *Order Directing Partial Turnover of EDA Funds to Debtors and Reserving the Balance Pending Court Order* ordering and directing the Village (a) to disburse to the Developer \$2,508,660.33 of the 2017 EDA Funds then held in the Special Tax Allocation Fund and (b) to continue to hold in the Special Tax Allocation Fund the then balance of the 2017 EDA Funds.

WHEREAS, on October 23, 2019, the Bankruptcy Court entered the *Amended Stipulation and Order By and Among the Village of Hoffman Estates, the Debtors, and the Community Unit School District 300 Concerning 2017 EDA Funds Held in the Special Tax Allocation Fund*, pursuant to which, among other things, (i) the Debtors released all rights, claims and interests in

and to any further EDA Funds in exchange for, among other things, receipt of \$5,153,317 of the 2017 EDA Funds then held in the Special Tax Allocation Fund, (ii) the School District released all rights, claims and interests in and to the 2017 EDA Funds then held in the Special Tax Allocation Fund and withdrew its remaining claims and objections to confirmation of the *Modified Second Amended Joint Chapter 11 Plan of Sears Holdings Corporation and Its Affiliated Debtors* (ECF No. 4476) (as the same may have been amended or modified, the “**Plan**,” and as subsequently confirmed by order of the Bankruptcy Court on October 15, 2019 (the “**Confirmation Order**”) in exchange for, among other things, receipt of \$2,000,000 of the 2017 EDA Funds then held in the Special Tax Allocation Fund.

WHEREAS, on March 4, 2020, the Circuit Court entered an agreed order that, among other things, authorized and directed the Village to (i) distribute the 45% Portion of those EDA Funds then held in the Special Tax Allocation Fund consisting of property taxes levied for tax year 2018 that were extended and collected (net of offsets) in calendar year 2019 (the “**2018 EDA Funds**”) to the School District and the Other Taxing Districts consistent with the EDA Act and (ii) continue to hold in the Special Tax Allocation Fund the remaining 55% Portion of such 2018 EDA Funds (there being no 2017 EDA Funds remaining) pending further order of the Circuit Court.

WHEREAS, on or about December 9, 2016, November 13, 2017, and January 23, 2019, Sears Holdings Management Corporation, one of the Debtors, filed before the Property Tax Appeal Board (the “**PTAB Board**”) certain property tax assessment appeals for tax years 2016, 2017 and 2018 (Case Nos. 16-21549, 17-20023 and 18-23983, respectively) relating to certain real property located within the EDA and seeking property tax assessment refunds (the “**Sears PTAB Appeals**”). The School District opposed each of the Sears PTAB Appeals,

which are currently scheduled for hearings before the PTAB Board commencing on November 30, 2021.

WHEREAS, on December 4, 2020, the School District appealed to the United States District Court for the Southern District of New York (the “**District Court**”) the Bankruptcy Court’s Order dated November 23, 2020 denying the School District’s motion to deem the EDA Agreement rejected pursuant to the Plan, or alternatively, to compel the Debtors’ to reject the EDA Agreement (the “**Bankruptcy Appeal**”). By Order dated December 23, 2020, including extension orders entered thereafter, all deadlines in the Bankruptcy Appeal have been stayed pending further order of the District Court.

WHEREAS, on or about December 9, 2020, the School District, Transform (as defined therein) and the other Plaintiffs (as defined below) executed that certain settlement agreement (as thereafter amended, the “**Transform Settlement Agreement**”), pursuant to which, among other things, the parties thereto settled certain asserted rights, claims and interests of Transform relating to, among other things, the Illinois Action, the EDA Agreement and certain EDA Funds.

WHEREAS, the initial complaint filed in the Illinois Action by the School District has been amended from time to time to, among other things, add and realign parties thereto such that currently pending before the Circuit Court is the Fifth Amended Verified Complaint, which complaint remains subject to, among other things, the Circuit Court’s Order dated August 10, 2021 directing plaintiffs (the “**Plaintiffs**”) to file their verifications to the Fifth Amended Verified Complaint or a Sixth Amended Verified Complaint.

WHEREAS, on or about February 24, 2021, the Debtors, the Village and the School District agreed to non-binding mediation (“**Mediation**”) before John DeGroot of DeGroot Partners, LLC regarding, among other things, various issues and claims relating to the Illinois

Action, the Sears PTAB Appeals, the Bankruptcy Cases, the Bankruptcy Appeal, the EDA Agreement, the EDA Act and the EDA Funds.

WHEREAS, as a result of the Mediation, the Debtors, the Village and the School District have reached agreement on the principal terms of a global settlement reflected in that certain Settlement Term Sheet dated September 8, 2021 and attached hereto as **Exhibit A** (the “**Settlement Term Sheet**”), which settlement terms are more fully set forth in this agreement (this “**Settlement Agreement**”).

NOW, THEREFORE, in consideration of the foregoing and the mutual promises and covenants contained herein and other good and valuable consideration exchanged by and among the undersigned parties (collectively, the “**Parties**”), the receipt and sufficiency of which are hereby acknowledged, and intending to be legally bound, the Parties agree as follows:

1. In consideration of the mutual covenants and agreements contained herein and subject to the terms and conditions of this Settlement Agreement, including, without limitation, the occurrence of the Settlement Effective Date (as defined below), the Debtors:

a. Shall receive \$12.35 million (twelve million three hundred fifty thousand dollars), of which \$10.0 million (ten million dollars) shall be payable within five (5) business days following the EDA Dissolution Entry Date (as defined below), with the balance payable no later than fourteen (14) business days following receipt by the Village from the Cook County Treasurer into the Special Tax Allocation Fund of the second installment(s) of property taxes levied for tax year 2020 that were extended and collected (net of offsets) in calendar year 2021 (the “**2020 EDA Funds**”), which remaining payment(s) shall be comprised by 89% of such 2020 EDA Funds installment(s) (i.e., paid at the same time as the Village on a dollar-for-dollar basis according to the percentages set forth herein) until the Debtors’ \$12.35 million settlement amount has been paid

in full or such 2020 EDA Funds received by the Village from the Cook County Treasurer into the Special Tax Allocation Fund are no longer available. Funding of the foregoing settlement distributions shall come from a combination of the following sources: (i) first from the 55% Portion of the (A) 2018 EDA Funds currently held the Special Tax Allocation Fund, (B) property taxes levied for tax year 2019 that were extended and collected in calendar year 2020 (the “**2019 EDA Funds**”) and currently held in the Special Tax Allocation Fund, and (C) the 2020 EDA Funds currently held in or to be received into the Special Tax Allocation Fund; and (ii) second from the 45% Portion of the 2019 EDA Funds and the 2020 EDA Funds currently held in or to be received into the Special Tax Allocation Fund.

b. Shall withdraw or otherwise cause to be withdrawn, *with prejudice*, all pending property tax assessment appeals before the PTAB Board relating to real property of the Debtors located solely within the EDA, including, without limitation, the Sears PTAB Appeals.

c. Shall cause the entry by the Bankruptcy Court of the rejection of the EDA Agreement, effective as of the EDA Dissolution Effective Date (as defined below).

2. In consideration of the mutual covenants and agreements contained herein and subject to the terms and conditions of this Settlement Agreement, including, without limitation, the occurrence of the Settlement Effective Date, the Village:

a. Shall receive and retain all statutory distributions provided for and entitled to under the EDA Act for tax year 2020 (i.e., calendar year 2021) and all prior tax years during the existence of the EDA.

b. Shall continue to maintain all of its rights, claims and interests provided for and entitled to under the EDA Act through the end of tax year 2020, except as otherwise expressly set forth in this Settlement Agreement.

c. Shall receive annually as provided by law any property taxes levied by the Village directly against properties formerly located in the EDA and disbursed by the Cook County Treasurer for tax years 2021 and thereafter (i.e., calendar years 2022 and thereafter).

d. Shall receive a one-time cash payment of \$1.5 million (one million five hundred thousand dollars), of which \$1.09 million (one million ninety thousand dollars) shall be payable within five (5) business days following the EDA Dissolution Entry Date, with the balance payable no later than fourteen (14) business days following receipt by the Village from the Cook County Treasurer into the Special Tax Allocation Fund of such second installment(s) of the 2020 EDA Funds, which remaining payment(s) shall be comprised by 11% of such 2020 EDA Funds installment(s) (i.e., paid at the same time as the Debtors on a dollar-for-dollar basis according to the percentages set forth herein) until the Village's \$1.5 million settlement amount has been paid in full or such 2020 EDA Funds received by the Village from the Cook County Treasurer into the Special Tax Allocation Fund are no longer available. Funding of the foregoing settlement distributions shall come from a combination of the following sources: (i) first from the 55% Portion of the 2018 EDA Funds, the 2019 EDA Funds and the 2020 EDA Funds currently held in or to be received into the Special Tax Allocation Fund; and (ii) second from the 45% Portion of the 2019 EDA Funds and the 2020 EDA Funds currently held in or to be received into the Special Tax Allocation Fund.

e. Shall adopt or otherwise cause the adoption of an ordinance dissolving the EDA (the "**Ordinance**"), which Ordinance shall be entered within five (5) business days following the Settlement Effective Date (the "**EDA Dissolution Entry Date**"), but which Ordinance shall only become effective as of December 31, 2021 (the "**EDA Dissolution Effective Date**"); provided, however, that if the EDA Dissolution Entry Date does not occur prior to December 31,

2021, this Settlement Agreement, the Settlement Term Sheet and the Ordinance each are and shall be deemed null and void, all Parties shall retain all of their respective rights, claims and interests under the EDA Act, the EDA Agreement and otherwise, and the Village shall not have waived, nor be deemed to have waived, any rights, claims and/or interests it may have under the EDA Act, including, without limitation, under Section 4(g)(4) thereof.

f. Shall, within seven (7) business days following EDA Dissolution Entry Date (subject to the proviso in Section 2.e. herein), serve a certified copy of the Ordinance on both the Cook County Clerk and the Cook County Treasurer and request that each entity takes all actions reasonably necessary to make the EDA properties fully subject to the property tax levies of the School District and the Other Taxing Districts for tax year 2021 effective as of December 31, 2021.

g. Shall, subject to the applicable terms of and obligations under this Settlement Agreement, continue to comply with the EDA Act until the EDA Dissolution Effective Date.

h. Shall, and is hereby ordered and directed by the Bankruptcy Court to, disburse to the Debtors and the School District the EDA Funds in such amounts, from such sources and in accordance with such terms and conditions as set forth in this Settlement Agreement.

3. In consideration of the mutual covenants and agreements contained herein and subject to the terms and conditions of this Settlement Agreement, including, without limitation, the occurrence of the Settlement Effective Date, the School District:

a. Shall receive substantial financial benefit, including their tax base benefit, of the Debtors' rejection of the EDA Agreement, the withdrawal and waiver by Transform of its designation rights in respect of the EDA Agreement and the entry by the Village of the Ordinance on or prior to the EDA Dissolution Effective Date (subject to the proviso in Section 2.e. herein).

b. Shall receive the 55% Portion and the 45% Portion of the EDA Funds, if any, remaining in the Special Tax Allocation Fund solely after the receipt by the Debtors and the Village of all of their respective distributions as set forth in and required under Sections 1 and 2 herein, which EDA Funds may be used by the School District to satisfy its obligations as set forth in Sections (3)(d) and (3)(e) below.

c. Shall receive annually as provided by law its applicable non-EDA tax share of amounts provided by the Cook County Treasurer for tax years 2021 and thereafter (i.e., calendar years 2022 and thereafter).

d. Shall settle and pay all claims of the Other Taxing Districts relating to the Illinois Action and consistent with the EDA Act, including, without limitation, Sections 4(g)(4)(A) and 4.5(c) thereof.

e. Shall, unless Transform and the School District agree otherwise, comply with the terms of the Transform Settlement Agreement.

f. Shall withdraw or otherwise cause to be withdrawn, *with prejudice*, all of the School District's objections and related filings pending before the Bankruptcy Court.

g. Shall dismiss or otherwise cause to be dismissed, *with prejudice*, the Bankruptcy Appeal pending before the District Court.

h. Shall dismiss or otherwise cause to be dismissed, *with prejudice*, all other litigation relating to the EDA, including, without limitation, the Illinois Action and the objections to the Sears PTAB Appeals.

4. In consideration of the mutual covenants and agreements contained herein and subject to the terms and conditions of this Settlement Agreement, including, without limitation, the occurrence of the Settlement Effective Date, the School District and the Other Taxing Districts

each agree, authorize and direct the Cook County Treasurer (and any other applicable agency) to deduct, debit, offset and/or otherwise collect, directly and solely from the School District and the Other Taxing Districts (it being clear that the Village shall be expressly excluded from any and all such liabilities, deductions, offsets, collections and/or reimbursement obligations) in proportion to their recovery percentages (consistent with the language in the last sentence of Section 4.5(b) of the EDA Act), any and all property tax assessment refund liabilities arising from or relating to any and all properties located within the EDA prior to and including tax year 2020, that were paid by or through the Cook County Treasurer in respect of any property tax assessment related refunds and appeals (including any PTAB appeals) for any time periods prior to the EDA Dissolution Effective Date.

5. Notwithstanding anything herein to the contrary, the Village, and its officers, directors, committee members, employees, agents, advisors, representatives, attorneys and other professionals are hereby exculpated and shall have no liability to the fullest extent of any and all claims (as defined in Section 101(5) of the Bankruptcy Code), causes of actions, demands, suits, liabilities, obligations, losses, damages, offsets and/or judgments of any kind or nature, whether known or unknown, contingent or non-contingent, statutory or non-statutory, arising from, out of or in any way related to the Village's compliance with the terms of this Settlement Agreement, including, without limitation, the distributions made or to be made under this Settlement Agreement.

6. Each of the Parties, on behalf of themselves and their past, present, and future officers, directors, board members, trustees, employees, agents, advisors, accountants, attorneys, assignees, and representatives or other entities acting on their behalf or through which they claim a beneficial interest, hereby mutually release and absolutely and forever discharge (*except for each*

of the Parties' respective performance of the obligations set forth in this Settlement Agreement and as otherwise provided herein) each other Party, as well as their past and present companies, subsidiaries, and affiliates, and their respective present and former officers, directors, shareholders, trustees, employees, agents, advisors, accountants, attorneys, assignees, and representatives, of and from any and all claims, demands, damages, debts, liabilities, judgments, accounts, obligations, costs, expenses, actions, and causes of action of every kind and nature whatsoever, whether now known or unknown, asserted or which could have been asserted, suspected or unsuspected, choate or inchoate, which the Parties now have, own, or hold, or at any time heretofore ever had, owned, or held against any of them from the beginning of the world to the EDA Dissolution Effective Date, which arise out of, relate to, or are based upon the Illinois Action, the Sears PTAB Appeals, the Bankruptcy Cases, the Bankruptcy Appeal, the EDA Agreement, the EDA Act, the EDA Funds, any claims arising under section 362 of the Bankruptcy Code, and any claims in any way relating to the Village's administration of the EDA and compliance with the EDA Act.

7. Prior to the execution and submission of this Settlement Agreement for approval to the Bankruptcy Court, (a) each Party shall obtain (and provide written proof of the same to each other Party) all required internal approvals and authorizations in respect of this Settlement Agreement, and (b) the Parties shall present this Settlement Agreement (including the Settlement Term Sheet and Settlement Order (as defined below) attached hereto as Exhibits A and B, respectively) to counsel(s) for all applicable Cook County agencies for comment and approval, including, without limitation, written approval of and full compliance by the Cook County Treasurer with Sections 2.f. and 4 hereof.

8. All Other Taxing Districts shall join in and comply with, among other things, the (a) authorizations, directions and contributions contemplated in this Settlement Agreement,

(b) dismissal, *with prejudice*, of all applicable litigation, including, without limitation, the Illinois Action, and (c) grant of mutual releases by and among all Parties as set forth herein, including, without limitation, the release of the Village for solely distributing to the School District and no Other Taxing Districts any remaining 55% Portion and/or 45% Portion of the EDA Funds, if any, as required herein.

9. Subject to the proviso in Section 2.e. hereof, this Settlement Agreement shall be effective upon entry by the Bankruptcy Court of a final, non-appealable order (the “**Settlement Order**”) substantially similar to the order attached hereto as **Exhibit B** (the “**Settlement Effective Date**”).

10. Upon the occurrence of the Settlement Effective Date, the Parties shall submit this Settlement Agreement and the Settlement Order to (a) the Circuit Court as the basis for approval of the settlement and dismissal, *with prejudice*, of the entire Illinois Action, and (b) any other agency (including, without limitation, the PTAB Board) or taxing authority (including, without limitation, the Cook County Clerk and Cook County Treasurer) necessary to implement the terms of this Settlement Agreement and to enforce the mutual releases by and among the Parties.

11. Each Party shall do and perform, or cause to be done and performed, all such further acts and things, and shall execute and deliver all such other agreements, certificates, instruments, notices and documents, as another Party may reasonably request in order to carry out the intent and accomplish the purposes of the Settlement Term Sheet and this Settlement Agreement and the consummation of the transactions contemplated thereby and hereby.

12. This Settlement Agreement may be executed in multiple counterparts, any of which may be transmitted by facsimile, and each of which shall be deemed an original, but all of which together shall constitute one and the same instrument.

13. This Settlement Agreement may be modified only by a written document signed by the Parties. No waiver of this Settlement Agreement or of any of the promises, obligations, terms, or conditions hereof shall be valid unless it is written and signed by the Party against whom the waiver is to be enforced.

14. Each Party acknowledges that it has had the opportunity to consult with legal counsel of its choosing prior to entering into this Settlement Agreement and that it enters this Agreement knowingly and voluntarily. By executing this Settlement Agreement, each Party represents and attests to the other that (a) the person executing this Settlement Agreement on its behalf is duly authorized and empowered to execute and deliver this Settlement Agreement, and (b) this Settlement Agreement constitutes the legal, valid and binding obligation of such Party, enforceable against it in accordance with the Settlement Agreement's terms.

15. The Parties cooperated in the drafting of this Settlement Agreement, and in the event that it is determined that any provision herein is ambiguous, that provision shall not be presumptively construed against any Party.

16. To the extent there is any inconsistency between this Settlement Agreement and the Plan and Confirmation Order, this Settlement Agreement shall supersede and govern. To the extent there is any inconsistency between the Settlement Term Sheet and this Settlement Agreement, this Settlement Agreement shall supersede and govern.

17. The Bankruptcy Court shall retain jurisdiction to hear and determine all matters arising from or related to the implementation, interpretation, and/or enforcement of this Settlement Agreement, the Settlement Term Sheet, and the Settlement Order.

(Signature pages follow)

Signature: _____

Printed Name: _____

Title: _____

Community Unit School District 300

Signature: _____

Printed Name: _____

Title: _____

Debtors, including Sears, Roebuck and Co., As Developer

Signature: _____

Printed Name: _____

Title: _____

School District U-46

Signature: _____

Printed Name: _____

Title: _____

Hoffman Estates Park District

Signature: _____

Printed Name: _____

Title: _____

Cook County

Signature: _____

Printed Name: _____

Title: _____

The Village of Hoffman Estates

Signature: _____

Printed Name: _____

Title: _____

Metropolitan Water Reclamation District of Greater Chicago

Signature: _____

Printed Name: _____

Title: _____

Elgin Community College

Signature: _____

Printed Name: _____

Title: _____

Poplar Creek Library District

Signature: _____

Printed Name: _____

Title: _____

Cook County Forest Preserve

Signature: _____

Printed Name: _____

Title: _____

Barrington Township

Signature: _____

Printed Name: _____

Title: _____

Northwest Mosquito Abatement District

Signature: _____

Printed Name: _____

Title: _____

Barrington Area Public Library District

Signature: _____

Printed Name: _____

Title: _____



**COMMUNITY UNIT SCHOOL DISTRICT NO. 300
BOARD of EDUCATION MEMO**

DATE: TO: Susan Harkin, Superintendent Board of Education FROM: Colleen O’Keefe Chief Legal Counsel	Presented at the following Board Meetings	
	Construction/Facility	
	Finance	
	Policy/Legislative	
	School Utilization	
	BOE 1st Reading	09/28/2021
	BOE 2nd Reading	N/A

SUBJECT: Review of Board Policy 7:180 Prevention of and Response to Bullying, Intimidation, and Harassment at Board of Education Meeting and Petitions to the Board

Background

Pursuant to Illinois School Code, 105 ILCS 5/27-23.7, every two years, Community Unit School District 300 must conduct a review and re-evaluation of its policy and make any necessary and appropriate revisions.

Recommendation

It is recommended to approve the revisions to Board Policy 7:180 Prevention of and Response to Bullying, Intimidation, and Harassment at Board of Education Meeting and Petitions to the Board (see attached).

STUDENTS

7:180 Prevention of and Response to Bullying, Intimidation, and Harassment

Bullying, intimidation, and harassment diminish a student's ability to learn and a school's ability to educate. Preventing students from engaging in these disruptive behaviors and providing all students equal access to a safe, non-hostile learning environment are important District goals.

Bullying on the basis of actual or perceived race, color, national origin, military status, unfavorable discharge status from the military service, sex, sexual orientation, gender identity, gender-related identity or expression, ancestry, age, religion, physical or mental disability, order of protection status, status of being homeless, or actual or potential marital or parental status, including pregnancy, association with a person or group with one or more of the aforementioned actual or perceived characteristics, or any other distinguishing characteristic **is prohibited** in each of the following situations:

1. During any school-sponsored education program or activity.
2. While in school, on school property, on school buses or other school vehicles, at designated school bus stops waiting for the school bus, or at school-sponsored or school-sanctioned events or activities.
3. Through the transmission of information from a school computer, a school computer network, or other similar electronic school equipment.
4. Through the transmission of information from a computer that is accessed at a nonschool-related location, activity, function, or program or from the use of technology or an electronic device that is not owned, leased, or used by a school district or school if the bullying causes a substantial disruption to the educational process or orderly operation of a school. This item (4) applies only in cases in which a school administrator or teacher receives a report that bullying through this means has occurred and it does not require a district or school to staff or monitor any nonschool-related activity, function, or program.

Definitions from [105 ILCS 5/27-23.7](#)

Bullying includes *cyber-bullying* and means any severe or pervasive physical or verbal act or conduct, including communications made in writing or electronically, directed toward a student or students that has or can be reasonably predicted to have the effect of one or more of the following:

1. Placing the student or students in reasonable fear of harm to the student's or students' person or property;
2. Causing a substantially detrimental effect on the student's or students' physical or mental health;
3. Substantially interfering with the student's or students' academic performance; or

4. Substantially interfering with the student's or students' ability to participate in or benefit from the services, activities, or privileges provided by a school.

Cyber-bullying means bullying through the use of technology or any electronic communication, including without limitation any transfer of signs, signals, writing, images, sounds, data, or intelligence of any nature transmitted in whole or in part by a wire, radio, electromagnetic system, photo-electronic system, or photo-optical system, including without limitation electronic mail, Internet communications, instant messages, or facsimile communications. *Cyber-bullying* includes the creation of a webpage or weblog in which the creator assumes the identity of another person or the knowing impersonation of another person as the author of posted content or messages if the creation or impersonation creates any of the effects enumerated in the definition of *bullying*. *Cyber-bullying* also includes the distribution by electronic means of a communication to more than one person or the posting of material on an electronic medium that may be accessed by one or more persons if the distribution or posting creates any of the effects enumerated in the definition of *bullying*.

Restorative measures means a continuum of school-based alternatives to exclusionary discipline, such as suspensions and expulsions, that: (i) are adapted to the particular needs of the school and community, (ii) contribute to maintaining school safety, (iii) protect the integrity of a positive and productive learning climate, (iv) teach students the personal and interpersonal skills they will need to be successful in school and society, (v) serve to build and restore relationships among students, families, schools, and communities, and (vi) reduce the likelihood of future disruption by balancing accountability with an understanding of students' behavioral health needs in order to keep students in school.

School personnel means persons employed by, on contract with, or who volunteer in a school district, including without limitation school and school district administrators, teachers, school guidance counselors, school social workers, school counselors, school psychologists, school nurses, cafeteria workers, custodians, bus drivers, school resource officers, and security guards.

Bullying Prevention and Response Plan

The Superintendent or designee shall develop and maintain a bullying prevention and response plan that advances the District's goal of providing all students with a safe learning environment free of bullying and harassment. This plan must be consistent with the following requirements:

1. Using the definition of *bullying* as provided in this policy, the Superintendent or designee shall emphasize to the school community that: (1) the District prohibits bullying, and (2) all students should conduct themselves with a proper regard for the rights and welfare of other students. This may include a process for commending or acknowledging students for demonstrating appropriate behavior.

2. Bullying is contrary to State law and the policy of this District. However, nothing in the District's bullying prevention and response plan is intended to infringe upon any right to exercise free expression or the free exercise of religion or religiously based views protected under the [First Amendment to the U.S. Constitution](#) or under [Section 3 of Article I of the Illinois Constitution](#).
3. Students are encouraged to immediately report bullying. A report may be made orally or in writing to the Building Principal, Assistant Building Principal, Dean of Students, Director of School Safety, Nondiscrimination Coordinator, Complaint Manager, or any staff member with whom the student is comfortable speaking. Anyone, including staff members and parents/guardians, who has information about actual or threatened bullying is encouraged to report it to the District named officials or any staff member. The District named officials and all staff members are available for help with a bully or to make a report about bullying. Anonymous reports are also accepted by emailing SafeSchoolTipline@d300.org.

School Safety Director

Todd Rohlwing
2550 Harnish Dr., Algonquin, IL 60102
Todd.Rohlwing@D300.org
847-551-8365

Nondiscrimination Coordinator:

Colleen O'Keefe, Chief Legal Counsel
2550 Harnish Dr., Algonquin, IL 60102
TitleX@D300.org
847-551-8321

Complaint Managers:

Eberto Mora, Director **Assistant**
Superintendent of Human Resources
2550 Harnish Dr., Algonquin, IL 60102
Eberto.Mora@D300.org
847-551-8300

Everlean Dodson, Legal Coordinator
2550 Harnish Dr., Algonquin, IL 60102
TitleX@D300.org
847-551-8321

4. Consistent with federal and State laws and rules governing student privacy rights, the Superintendent or designee shall promptly inform parent(s)/guardian(s) of all students involved in an alleged incident of bullying

- and discuss, as appropriate, the availability of social work services, counseling, school psychological services, other interventions, and restorative measures.
5. The Superintendent or designee shall promptly investigate and address reports of bullying, by, among other things:
 - a. Making all reasonable efforts to complete the investigation within 10 school days after the date the report of the incident of bullying was received and taking into consideration additional relevant information received during the course of the investigation about the reported incident of bullying.
 - b. Involving appropriate school support personnel and other staff persons with knowledge, experience, and training on bullying prevention, as deemed appropriate, in the investigation process.
 - c. Notifying the Building Principal or school administrator or designee of the report of the incident of bullying as soon as possible after the report is received.
 - d. Consistent with federal and State laws and rules governing student privacy rights, providing parents and guardians of the students who are parties to the investigation information about the investigation and an opportunity to meet with the principal or school administrator or his or her designee to discuss the investigation, the findings of the investigation, and the actions taken to address the reported incident of bullying.
 - e. The Superintendent or designee shall investigate whether a reported act of bullying is within the permissible scope of the District's jurisdiction and shall require that the District provide the victim with information regarding services that are available within the District and community, such as counseling, support services, and other programs.
 6. The Superintendent or designee shall use interventions to address bullying, which may include, but are not limited to, school social work services, restorative measures, social-emotional skill building, counseling, school psychological services, and community-based services.
 7. A reprisal or retaliation against any person who reports an act of bullying **is prohibited**. A student's act of reprisal or retaliation will be treated as *bullying* for purposes of determining any consequences or other appropriate remedial actions.
 8. A student will not be punished for reporting bullying or supplying information, even if the District's investigation concludes that no bullying occurred. However, knowingly making a false accusation or providing knowingly false information will be treated as *bullying* for purposes of determining any consequences or other appropriate remedial actions.
 9. The District's bullying prevention and response plan must be based on the engagement of a range of school stakeholders, including students and parents/guardians.

10. The Superintendent or designee shall post this policy on the District's website, if any, and include it in the student handbook, and, where applicable, post it where other policies, rules, and standards of conduct are currently posted. The policy must be distributed annually to parents/guardians, students, and school personnel (including new employees when hired), and must also be provided periodically throughout the school year to students and faculty.
11. The Superintendent or designee shall assist the Board with its evaluation and assessment of this policy's outcomes and effectiveness. This process shall include, without limitation:
 - a. The frequency of victimization;
 - b. Student, staff, and family observations of safety at a school;
 - c. Identification of areas of a school where bullying occurs;
 - d. The types of bullying utilized; and
 - e. Bystander intervention or participation.

The evaluation process may use relevant data and information that the District already collects for other purposes. The Superintendent or designee must post the information developed as a result of the policy evaluation on the District's website, or if a website is not available, the information must be provided to school administrators, Board members, school personnel, parents/guardians, and students.

12. The District's bullying prevention plan must be consistent with other Board policies.
13. The Superintendent or designee shall fully inform staff members of the District's goal to prevent students from engaging in bullying and the measures being used to accomplish it. This includes each of the following:
 - a. Communicating the District's expectation and State law requirement that teachers and other certificated or licensed employees maintain discipline.
 - b. Establishing the expectation that staff members: (1) intervene immediately to stop a bullying incident that they witness or immediately contact building security and/or law enforcement if the incident involves a weapon or other illegal activity, (2) report bullying, whether they witness it or not, to an administrator, and (3) inform the administration of locations on school grounds where additional supervision or monitoring may be needed to prevent bullying.
 - c. Where appropriate in the staff development program, providing strategies to staff members to effectively prevent bullying and intervene when it occurs.
 - d. Establishing a process for staff members to fulfill their obligation to report alleged acts of bullying.

LEGAL REF.:

[405 ILCS 49/](#), Children's Mental Health Act.

[105 ILCS 5/10-20.14](#), [5/24-24](#), and [5/27-23.7](#).

[23 Ill.Admin.Code §§1.240](#) and [§1.280](#).

CROSS REF.: 2:240 (Board Policy Development), 2:260 (Uniform Grievance Procedure), 2:265 (Title IX Sexual Harassment Grievance Procedure), 4:170 (Safety), 5:230 (Maintaining Student Discipline), 6:60 (Curriculum Content), 6:65 (Student Social and Emotional Development), 6:235 (Access to Electronic Networks), 7:20 (Harassment of Students Prohibited), 7:185 (Teen Dating Violence Prohibited), 7:190 (Student Behavior), 7:220 (Bus Conduct), 7:230 (Misconduct by Students with Disabilities), 7:240 (Conduct Code for Participants in Extracurricular Activities), 7:285 (Food Allergy Management Program), 7:310 (Restrictions on Publications; Elementary Schools), 7:315 (Restrictions on Publications; High Schools)

Adopted: August 25, 2020

Community Unit School District 300