



**PORT TAMPA BAY
MONTHLY BUSINESS MEETING
NOVEMBER 18, 2013 - 10:00 AM**

A. Invocation - Pledge	3
Public Comment	
B. Minutes and Financial Statement	
1. Approval of Minutes of October 15, 2013 Board Meeting	4
2. Presentation of Cargo and Cruise Quarterly Report	24
3. Presentation and Approval of Financial Statement for One Month Ending October 31, 2013	26
C. Consent Agenda	
1. Approval of the Amendment to Lease Agreement with The Florida Aquarium, Inc.	27
2. Approval of the Variance Request for Standard Work Permit Application 13-006; Replacement of MacDill Air Force Base Marina Floating Dock Complex and Two Accessory Docks, Located in Gadsden Point, Tampa, Florida	30
3. Approval of the Revised Standard Work Permit Applications 11-015R and 12-010R: McKay Bay Dredge Hole Restoration and REK Pier Tampa Port Authority Berths 226/227, McKay Bay and Port of Tampa, Florida	32
4. Approval of the Amendment of Cemex Lease and Land Exchange with CSX Transportation, Inc. and the Atlantic Land and Improvement Company	35
D. Regular Agenda	38
1. Approval of the Contract Renewal for General Environmental Engineering Consulting Services Contract No. 12-03512	39
2. Approval of Joint Participation Agreement with the Florida Department of Transportation - Intermodal Program Funds	40
3. Approval of Joint Participation Agreement with the Florida Department of Transportation - FSTED Funds	41
4. Approval of Joint Participation Agreement with the Florida Department of Transportation - Seaports Bond Program Funds	42
E. Receipt of Reports	43
1. Report of Legal Fees by Project	44
2. Report of Aged Account Receivables	50
3. Report of Contract Status	55
4. Report of Work Permits	57
5. Report of Expenditures Between \$50,000 - \$100,000	58
F. Executive Director Report	59
G. Presentations	
Master Plan for TPA Lands within the Channel District	
H. New Business/Commissioners' Comments	
Port President / CEO Annual Performance Evaluation	
I. Future Proposed Projects	60

J. Calendar of Events

61

- State of the Port, January 8, 2014

- Shifting International Trade Routes Conference, January 23-24, 2014

K. Date of Next Meeting

Tuesday, December 17, 2013, 9:30 am

L. Adjournment

A. INVOCATION AND PLEDGE

B. PUBLIC COMMENT

C. APPROVAL OF MINUTES

**PRESENTATION OF CARGO AND CRUISE
QUARTERLY REPORT**

**PRESENTATION AND APPROVAL OF
FINANCIAL STATEMENT**

APPROVAL OF CONSENT AGENDA

**TAMPA PORT AUTHORITY
Business Meeting
October 15, 2013**

The Tampa Port Authority (TPA) Business Meeting was called to order at 9:30 a.m. with the following Board members present: Mr. Stephen Swindal, Chairman; Mr. Carl Lindell Jr., Vice Chairman; Mr. Patrick H. Allman, Secretary/Treasurer; Mr. Lawrence Shipp, Jr., Commissioner; Ms. Sandra Murman, Commissioner; and Mayor Bob Buckhorn, Commissioner.

The following senior management staff members were present: Mr. Paul Anderson, President and Chief Executive Officer; Mr. Charles Klug, Chief Legal Officer; Mr. Mike Macaluso, Chief Financial Officer; Mr. John Thorington, Vice President of Government Affairs and Board Coordination; Mr. Jim Renner, Vice President of Real Estate; Mr. Ken Washington, Vice President of Information Technology; Mr. Karl Strauch, Vice President of Branding and Regional Alliances; Mr. Mark Dubina, Vice President of Security; Mr. Bob Callahan, Vice President of Operations; and Ms. Donna Wysong, Vice President of Legal Affairs and Deputy Port Counsel.

The public attendance sheet is Attachment 1.

A. INVOCATION – PLEDGE

Deacon Max Montayre gave the invocation and led the Pledge of Allegiance.

INSTALLATION OF NEW COMMISISONER

Mr. John B. Grandoff III, appointed by Governor Rick Scott on September 10, 2013, was sworn in as the TPA's newest Commissioner by Chief Judge Manuel Menendez.

B. PUBLIC COMMENT

Ms. Marilyn Smith commented on the Consent Agenda and Item D 2.

The public comment sheet is Attachment 2.

C. APPROVAL OF MINUTES OF THE SEPTEMBER 17, 2013 BOARD MEETING, MINUTES OF AUGUST 20, 2013 FISCAL YEAR 2014 BUDGET WORKSHOP; MINUTES OF SEPTEMBER 9, 2013 TENTATIVE MILLAGE RATE AND BUDGET FOR FISCAL YEAR 2013-2014 PUBLIC HEARING AND MINUTES OF SEPTEMBER 18, 2013 FINAL MILLAGE RATE AND BUDGET FOR FISCAL YEAR 2013-2014 PUBLIC HEARING

Mayor Buckhorn, seconded by Commissioner Murman, moved to approve and receive the Minutes of the September 17, 2013 Board Meeting; Minutes of August 20, 2013 Fiscal Year 2014 Budget Workshop; Minutes of September 9, 2013 Tentative Millage Rate and Budget For Fiscal Year 2013-2014 Public Hearing and Minutes of September 18, 2013 Final Millage Rate and Budget for Fiscal Year 2013-2014 Public Hearing as presented. The motion carried unanimously.

APPROVAL OF THE FINANCIAL STATEMENT OF TWELVE MONTHS ENDING SEPTEMBER 30, 2013

Mr. Mike Macaluso presented the Financial Statement of Twelve Months ending September 30, 2013, and reviewed specific line items.

There being no questions, Commissioner Murman, seconded by Mayor Buckhorn, moved to approve the Financial Statement of Twelve Months ending September 30, 2013. The motion carried unanimously.

APPROVAL OF CONSENT AGENDA

- 1. Approval of the Resolution Endorsing the Hillsborough Metropolitan Planning Organization 2013 Membership Apportionment Plan**
- 2. Approval of the Standard Work Permit Application 13-006; Replacement of MacDill Air Force Base Marina Floating Dock Complex and Two Accessory Docks**
- 3. Approval of Lease Agreement with Verizon Wireless Personal Communications, LP**
- 4. Approval of Lease Amendment Agreement with Martin Marietta Materials, Inc.**
- 5. Approval of Easement Agreement with Buckeye Terminals, LLC**
- 6. Approval of License Agreement with Carter's Contracting Services, Inc.**
- 7. Approval of Petroleum Facilities License Agreement Option to Expand to Berth 220**
- 8. Approval of the Extension of General Planning Services Consultant Contract No. Q-004-12**

Commissioner Shipp, seconded by Commissioner Murman, moved to approve the Consent Agenda as presented. The motion carried unanimously.

D. REGULAR AGENDA

- 1. Approval of the Contract Award for Janitorial Services at Tampa Port Authority Properties**

Ms. Rebecca Valone, TPA Engineering staff, outlined the item as presented in the write-up in the agenda.

Commissioner Shipp, seconded by Mayor Buckhorn, moved to authorize the Port President/CEO or his designee to enter into an agreement with ASK Solutions, Inc. to provide janitorial services for the period of one (1) year with two (2) one-year renewal options in the amount not to exceed \$242,544.00, and authorize a total budget for the project for an amount

not to exceed \$254,671.20, which includes a five percent (5%) contingency for unforeseen circumstances that may occur during the contract term, subject to review by the Chief Legal Officer. The motion carried unanimously.

2. Approval of the Award of Unit Price Repair and Improvements Contract No. 14 – 00114

Ms. Marilyn Smith commented on this item.

Ms. Valone outlined the item as presented in the write-up in the agenda.

Commissioner Shipp, seconded by Commissioner Murman, moved to authorize the Port President/CEO or his designee to enter into an agreement with Seavy & Associates, Inc. for Unit Price Repair and Improvements Contract No. 14-00114 for three (3) years at an amount not to exceed \$1,000,000 per year, subject to review by the Chief Legal Officer. The motion carried unanimously.

3. Approval of Lease Amendment with Central Florida Pipeline, LLC

Mr. Jim Renner outlined the item as presented in the write-up in the agenda.

Commissioner Murman, seconded by Commissioner Shipp, moved to authorize the Port President/CEO or his designee to execute a Lease Amendment with Central Florida Pipeline, LLC, subject to the terms described in the agenda item and review by the Chief Legal Officer. The motion carried unanimously.

E. RECEIPT OF REPORTS

- 1. Report of Legal Fees by Project**
- 2. Report of Aged Account Receivables**
- 3. Report of Contract Status**
- 4. Report of Permits**
- 5. Report of New Contracts**

Commissioner Shipp, seconded by Mayor Buckhorn, moved to receive the reports as presented. The motion carried unanimously.

F. EXECUTIVE DIRECTOR REPORT

Mr. Anderson reported that in September 2013 he had traveled to Washington, D.C. to meet with House leadership regarding pending Water Resources Development Act (WRDA) legislation. Mr. Anderson stated that John Thorington had participated in a Florida Ports Council trip to Washington, D.C. as a part of a unified effort of Florida's ports to rally behind WRDA passage. Participants included Secretary Ananth Prasad, Florida Department of Transportation, as well as the Executive Director of the Florida Department of Economic Opportunity and representatives from the Governor's office, the Florida Chamber, and others.

Mr. Anderson noted several political leaders from around the state had visited the Port to learn more about key initiatives. Visitors included Adam Hollingsworth, Governor Scott's Chief

of Staff; Bob Henriquez, Hillsborough County Property Appraiser and his team; and Patrick Sheehan, Director of Florida Office of Energy.

Mr. Anderson reported that he and Ram Kancharla had attended the Florida Ports Council meeting in Orlando, Florida. The state announced strategic investments and allocations to its system of ports in Florida. TPA will receive \$10.4 million for container yard improvements from the Strategic Port Investment Initiative, a new state program enacted two years ago. TPA will also receive approximately \$23 million in state bond funds for capital improvements at Port Redwing, Hookers Point, and Eastport. Mr. Anderson thanked Governor Scott and Legislative leaders for their continued support, including key leaders in area business associations who joined the Florida ports in endorsing and supporting strategic investment in Florida's gateway infrastructure. Mr. Anderson also announced that Governor Scott would receive the Vision Award from the Florida Ports Council.

Mr. Anderson recognized Congressman C. W. "Bill" Young, who had announced his retirement when his current term expires in 2014. Congressman Young has represented the Tampa Bay area in the United States Congress for 43 years. Mr. Anderson briefly summarized the Congressman's many accomplishments and his strong leadership for both the state and nation.

Mr. Anderson announced TPA would host an automobile conference November 18 – 20, 2013. Leaders from the automotive industry would visit the Port to look at the prospective terminal for automobile processing. The conference would be held in conjunction with top management from CSX, Ampports, and Ports America.

Mr. Anderson asked Mr. Charles Klug to provide an update to the TPA's Small Business Enterprise (SBE) policy.

Mr. Klug stated the Board took action at the September 17, 2013 meeting to recognize that SBE firms having 25 employees at the time of procurement could continue their SBE designation even though the firm may hire additional employees after award of the contract. He stated the current TPA SBE policy defines a Small Business Enterprise as one that is independently owned and operated, that employs 25 or fewer permanent full-time employees, and whose gross annual sales averaged over the previous three-year period is \$3 million or less. Following the last meeting, staff modified the definition to read "...that employs 25 or fewer permanent full-time employees at the time of the contract award," which encourages continued growth of the SBE firm. Mr. Klug further stated in FY2013 TPA awarded contracts totaling \$9,696,000, and of those TPA awarded \$2,954,000 to SBE firms, which is 30% of the contracts awarded.

In addition, Mr. Klug stated that the Board discussed increasing the average gross sales revenue amount. In 2003, the Board originally adopted the SBE policy, which included a gross sales revenue amount of \$2 million, which was subsequently increased twice to \$3 million. The amount is based upon the firm's average gross sales for the previous three years. Mr. Klug briefly outlined SBE policies and average gross sales thresholds for other municipalities and government and compared these to the TPA policy. Commissioners discussed the various policies and what revisions would be best for TPA.

The SBE Program Comparison chart is [Attachment 3](#).

Commissioner Shipp, seconded by Commissioner Allman, moved to update the SBE policy definition for gross revenue allowance to \$3 million average over the previous three years for consultant or professional services fees and \$5 million average over the previous three years for construction services. The motion carried unanimously.

The updated SBE Policy is Attachment 4.

Commissioner Murman had requested staff review TPA auto-liability policy requirements for taxi drivers to carry an additional \$1 million of commercial general liability insurance coverage. Mr. Macaluso explained that buses, taxis, and limousines are licensed by the Hillsborough County Public Transportation Commission (PTC), which performs criminal background checks, verifies drivers' commercial licenses, and ensures drivers carry appropriate insurance coverage. Mr. Macaluso stated that PTC required taxi and limousine drivers to carry applicable workers' compensation; employer's liability; and business automobile liability coverage.

In addition, Mr. Macaluso stated that TPA also licensed buses, taxis, and limousines, if licensed by PTC. TPA's insurance requirements were similar to PTC except that TPA had a further requirement of \$1 million in commercial general liability insurance. Mr. Macaluso explained the rationale for the commercial general liability insurance requirement had been intended to include coverage for potential situations involving drivers that could occur in the confined areas surrounding the cruise terminal areas.

Mr. Macaluso stated that both Commissioner Murman and port staff had discussed with the PTC the possibility of their taking over the licensing of the buses, taxis, and limousines at TPA. He stated that PTC assigned a representative at TPA cruise terminals to monitor for license decals for buses, taxis, and limousines. Mr. Macaluso stated that consolidating the licensing through PTC would streamline the process for both the drivers/companies and TPA.

Commissioners discussed licensing of buses, taxi, and limousines at comparable agencies such as the Tampa International Airport (TIA).

After further discussion, Commissioner Murman, seconded by Commissioner Allman, moved to change the TPA insurance limits to reflect the policy of the PTC. The motion carried unanimously.

After clarification on the motion, Mr. Klug stated that TPA staff would negotiate an interlocal agreement with the PTC to actually collect the insurance and show TPA as an additional insured, and bring the agreement back for Board approval.

G. PRESENTATIONS

Mr. David Hale, CEO of Tampa Tank / Florida Structural Steel (Tampa Tank), presented a brief overview of Tampa Tank.

There was discussion regarding how TPA is working with companies like Tampa Tank to make space available on projects where they would need to assemble on dock to provide an export opportunity by barge.

The Tampa Tank / Florida Structural Steel presentation is Attachment 5.

H. NEW BUSINESS / COMMISSIONERS' COMMENTS

Commissioner Shipp asked staff to explain safeguards in place to ensure the unit price repair contractors were strictly doing repair work and not new business/projects. Mr. Klug explained that the contract discussed earlier included a menu of services including asphalt, pavement, concrete, and electrical work. He then explained the internal processes and review procedures to ensure unit price repair work orders complied with the contract as competitively bid. He stated those work orders over a certain amount would be sent to either Mr. Anderson or the Board for review and approval.

In response to Commissioner Shipp, Mr. Anderson stated that the Port Director's evaluation would be presented at the next meeting.

I. FUTURE PROPOSED PROJECTS

Mr. Anderson noted the list of upcoming projects and encouraged vendors to submit bids.

In response to Commissioner Allman's request for an update on Channelside, Mr. Klug stated that at the October 8 hearing, the bankruptcy court judge allowed the Anglo Irish Bank creditors a couple weeks to conduct discovery, and Mr. Klug anticipated a new hearing date at the end of October or in early November. If the Delaware bankruptcy court were to recognize the Chapter 15 filing, the bank would file a notice of TPA's settlement stipulation and the creditors would have a couple of weeks to review. If the bankruptcy court in Delaware does not recognize the Chapter 15 filing, Mr. Klug stated that TPA would file the notice of settlement stipulation with the state court in Hillsborough County.

Mr. Anderson thanked Mr. Klug and Ms. Donna Wysong for their work and noted that having an in-house legal department had a positive impact on TPA's ability to move through complex issues.

J. CALENDAR OF EVENTS

The following events were noted:

- **October 26, 2013, 6:00 pm – Tampa Port Ministries 2013 Anchor Ball – Embassy Suites Tampa –Downtown Convention Center**
- **November 4, 2013, 8:00 am – 2:30 pm – “Building Florida’s Future” Summit – TPA Cruise Terminal 3, 815 Channelside Drive**

K. NEXT MEETING

Chairman Swindal announced the next Board meeting was scheduled for Monday, November 18, 2013 at 10:00 am.

L. ADJOURNMENT

There being no further business, the meeting adjourned at 10:50 a.m.

ATTEST:

Stephen Swindal, Chairman

Patrick H. Allman, Secretary/Treasurer

TAMPA PORT AUTHORITY – BUSINESS MEETING
OCTOBER 15, 2013 – 9:00 a.m.

PUBLIC ATTENDANCE SIGN-IN SHEET

NAME**BUSINESS**

HENRY SAAVEDRA	PTMIA
A. CARZK-JONES	ASK JANITORIAL
Matt Wey	HDR
JAN GORRIT	BALLARD PARTNERS
MIKE BRUCE	MOFFATT & NICHOL
Chris Floyd	Perf
Beth Alden	Hillsborough MPO
Judge Anna	TPM
Bill Kermack	Pelous / An V-c
KEREM ESIN	Golder Associates
Stephen Hall	I L A
EMILIO F. SALABARRIA	TFR
Jonnie Bennetfield	TFR
Richard Ghest	CF Industries
SKIP HARVEY	GPI
Bob Nathan	Moffatt & Nichol

Additional spaces on next page.

TAMPA PORT AUTHORITY – BUSINESS MEETING
OCTOBER 15, 2013 – 9:00 a.m.

PUBLIC ATTENDANCE SIGN-IN SHEET

NAME**BUSINESS**

Rev. Mr. MAX MONTAGE	Tampa Port Seafarers CTR
Marc Bahn	Verizon Wireless
Gindy Clemens	Parsons Brinckerhoff
Brian Hunter	F.D.O.T.
P. Ching Bird	Summer Loop Kerdick
DAVID HALE	TPA - speaker TAMPA TANK
FEDERICO RIVAS	TAMPA TANK INC.
CONRAD PALERMO	AMERISAFETY, INC
Bryan Flynn	Atkins
Marty Millburg	RSJ
DOUG WRAY	Ports America
Marilyn Smith	Public's Bus
DANIELLE JOHNSON	ISR
Philip Erbland	S+ME
Rick Stransky	RS-P&C

Additional spaces on next page.

TAMPA PORT AUTHORITY – BUSINESS MEETING
OCTOBER 15, 2013 – 9:00 a.m.

PUBLIC ATTENDANCE SIGN-IN SHEET

NAME

BUSINESS

B Luitcut

Phupj

S. DWIGLE

DOLA & TAD

A. THOMPSON

TAMPA BAY PILOTS

MARY ELLEN HOGAN

THE GREEN COUNSELOR

Tomya Erbland

Ardaman

Whitney Allen

Ardaman

Alec McGillivray

Ardaman

Jason G. Hoopie

Federal Marine Terminal

Michael English

BCC ENGINEER

Kevin Newsome

PHOTOGRAPHER

Al McCray

Tampa News And Talk. Com
813 644 0664

PAUL RIES

Shh2! Architecture Group



TAMPA PORT AUTHORITY – BUSINESS MEETING
OCTOBER 15, 2013 – 9:30 a.m.

PUBLIC COMMENT
SIGN-IN SHEET

Public Comments may be made at the beginning of the Business Meeting, and/or prior to each Agenda Item. Please specify if you plan to speak at the beginning of the meeting and/or prior to an Agenda Item and list the agenda item number.

To make comments at beginning of meeting:

NOTE: If you wish to speak at the beginning of the meeting AND before a regular item, please sign in both places.

<u>NAME / ADDRESS</u>	<u>TOPIC / AGENDA ITEM NUMBER(S)</u>
Marilyn Smith	Gen Agenda
_____	_____
_____	_____
_____	_____
_____	_____
_____	_____

To make comments on specific agenda items:

<u>NAME / ADDRESS</u>	<u>AGENDA ITEM NUMBER(S)</u>
MAR. Lynn Smith	D-2
_____	_____
_____	_____
_____	_____
_____	_____

PLEASE NOTE: Members of the public wishing to make a statement have three (3) minutes to address the Board of Commissioners. Prepared written statements may be submitted to the recording secretary. Persons addressing the Board shall step up to the speaker's lectern and state their names and addresses.

SMALL BUSINESS ENTERPRISE (SBE) PROGRAM COMPARISON

	SBE PROGRAM	EMPLOYEES	3 YR AVG Gross Revenue*	Notes
1	Hillsborough County / City of Tampa	25 or less	\$2,000,000	Tampa-Hillsborough Unified Application
2	Pinellas County	50 or less	\$2,000,000	
3	Temple Terrace, City	25 or less	\$2,000,000	Accepts Tampa-Hillsborough Unified Application
4	Tampa Port Authority	25 or less	\$3,000,000	
5	St. Petersburg, City	25 or less	Goods/Services: \$3,000,000 Construction: \$5,000,000	
6	FDOT	N/A	Consultants: \$6,500,000	Different size standards vary on type of work

	OTHER PROGRAMS	EMPLOYEES	3 YR AVG Gross Revenue*	Notes
7	State of Florida	200 or less	\$5,000,000	MBE/WBE registration
8	Expressway Authority	N/A	N/A	Accepts other agency certifications
9	HART	N/A	N/A	Disadvantaged Business Enterprise Program
10	Manatee County	200 or less	\$5,000,000	Accepts State of Florida MBE/WBE registrations
11	Orlando, City	N/A	N/A	Minority & Women Business Enterprise Program
12	Polk County	200 or less	\$5,000,000	Accepts State of Florida MBE/WBE registrations
13	Tampa Aviation Authority	N/A	N/A	Disadvantaged Business Program Woman & Minority Owned Business
14	Tampa Sports Authority	N/A	N/A	Expects Bidders to have a EEOC/WMBE program in place

* Varies from annual sales volume, net worth to gross revenue



TAMPA PORT AUTHORITY

Number Section II

Effective March 2008

Revised Second

Page 1 of 4

SUBJECT: SMALL BUSINESS ENTERPRISE (SBE)

POLICY STATEMENT:

In an effort to increase contracting and procurement opportunities for Small Business Enterprises (hereinafter “SBEs”), the Tampa Port Authority (hereinafter “Authority”), hereby adopts this policy to provide mechanisms that will enhance contracting opportunities for SBEs in the Authority’s construction, architecture, engineering, and goods and services contracts. This policy shall apply to all contracts.

The Authority shall utilize race-neutral, ethnic-neutral and gender-neutral mechanisms to enhance contracting opportunities for SBEs on Authority contracts. The Authority is an equal opportunity employer and expects that the businesses with whom it does business to operate in the same manner. Additionally, this program will help ensure that small business enterprises will be provided opportunities to compete as prime contractors and subcontractors on Authority projects. The Authority wide goal is nine-percent (9%) SBE participation.

PROCEDURES FOR IMPLEMENTATION:

Definition of SBE

An eligible Small Business Enterprise (SBE) for all Authority transactions is one that is independently owned and operated, that employs twenty-five (25) or fewer permanent full-time employees at the time of contract award, and a) whose gross annual sales in goods/services/supplies averaged over the previous three (3) year period is three million dollars (\$3,000,000) or less; and b) whose gross annual sales in construction services and materials averaged over the previous three (3) year period is five million dollars (\$5,000,000) or less. A business entity must be in business at least six (6) months before an SBE application for that entity will be considered. Any qualified business entity within the TPA’s seven county area will be considered for SBE status. The seven county area includes: Hillsborough, Hernando, Pinellas, Pasco, Polk, Manatee and Sarasota Counties. Any small business with a certificate/registration as an SBE for the City of Tampa or Hillsborough County may be added to the Authority’s SBE list. This provision will become null and void if at any time either entity’s standards no longer match those of the Authority.

Program Administration

This SBE Policy shall be implemented by written procedures to ensure that SBEs have the opportunity to participate in the performance of contracts and the procurement of goods and services with the Authority. The Authority shall designate an employee to facilitate the participation of SBEs in Authority contracts. The employee responsible for SBE facilitation shall cooperate with firms seeking Authority contracts to assist them in identifying SBEs that are available to participate in the Project. The Authority may retain consultants, as needed, to assist in this effort.

Program Development

SBE Program participation is intended to and shall be designed to assist SBEs to overcome their economic disadvantage and to strengthen their financial and managerial skills by providing such assistance to compete in the private sector as may be necessary and appropriate to secure Authority contracts. This policy shall be implemented by procedures that address the following program objectives:

a) Outreach:

To the extent deemed appropriate and as may be required by regulation, the Authority shall include SBEs on solicitation mailing lists and solicit their participation in contracts for which such businesses may be suited. The Authority shall maintain a list of SBEs that have indicated an ability and willingness to participate in Authority projects and shall make the list available to firms seeking contracts from the Authority for the purpose of encouraging participation from SBEs.

The Authority shall advertise contract opportunities in local small business and minority focused media in an effort to notify and encourage participation on Authority contracts.

The Authority may offer training to assist businesses, including SBEs, on how to do business with the Authority. The Authority may refer SBEs to available training programs that may improve the ability of SBEs to provide services to the Authority.

b) Good Faith Efforts

Each contract of the Authority will attempt to include SBE participation to the extent feasible. Pursuant to Florida law, Authority contracts will be awarded to the lowest responsible bidder. The term “responsible” shall include a determination of whether or not the contractor used good faith efforts to utilize SBEs to meet the Authority’s SBE policy stated herein. “Good faith efforts” are those efforts that

SUBJ: SMALL BUSINESS ENTERPRISE (SBE) POLICY

(Cont)

could reasonably be expected from a contractor who actively and aggressively seeks to obtain SBE participation goals.

The Authority requires all firms and contractors seeking contracts to actively pursue obtaining bids and quotes from SBEs. The Authority shall require such firms and contractors to submit an SBE Outreach Action Plan that outlines their efforts in actively pursuing such bids and quotes.

c) Monitoring and Collection of Information:

The Authority shall monitor utilization of SBEs on contracts to determine the extent to which firms and contractors provide equal employment and contracting opportunities to SBEs.

The Authority shall require firms proposing or bidding as prime contractors to identify an SBE liaison. The Authority shall collect information from firms serving as prime contractors on contracts regarding their anticipated SBE participation on Authority contracts. The proposed SBE participation submitted in the bid shall become a mandatory part of the contract with the Tampa Port Authority and shall be made available to assist the Authority in tracking SBE utilization.

The Authority shall require firms serving as prime contractors to provide a Bidders' Opportunity List that includes all subcontractors or consultants who submitted bids or quotes to the prime contractor or firm for the Authority contract. The prime contractors and firms shall report actual payments, retainage, SBE status, and the work type of all SBE subcontractors.

The Authority shall require that information provided on SBEs be broken down into appropriate subcategories as established by the Authority.

d) Progress Payments:

The Authority's contracts may contain such special provisions for progress payments as deemed reasonably necessary to encourage SBE participation.

e) Waiver or Modification of Bonding:

So long as consistent with, and within the limits established by state law, the Port Director may waive or modify bid bonds and performance and payment bonds normally required or accept alternative forms of security to the extent reasonably necessary to encourage participation from SBEs. An alternative form of security shall be in the form of cash, cashier's check, or irrevocable letter of credit, and shall be subject to the same conditions as the bond required for the contract. In reducing the level or types of bid bonds and performance and payment bonds normally required of SBEs, the Port Director should take precautions to ensure that the Authority and any third parties will be adequately protected.

SUBJ: SMALL BUSINESS ENTERPRISE (SBE) POLICY

(Cont)*f) Sheltered Market Objective:*

The Authority's Port Director may recommend to the Board, from time to time, that certain contracts be made available only to SBEs. Such designated projects and/or contracts or portions of contracts shall be based on economic feasibility. The Port Director may waive or modify bid bonds and performance and payment bonds under the Sheltered Market Objective utilizing the same guidelines as subsection (e).

Prompt Payment

Every construction or consulting contract shall contain a provision requiring the contractor to certify in writing that all subcontractors have been paid for acceptable work and material from previous progress payments received prior to receipt of any further progress payments. During the contract and upon completion of the contract, the Authority shall require documentation to verify payments to such subcontractors have been made. This provision does not create a contractual relationship between subcontractor and the Authority.

Procedures and Annual Report to the Tampa Port Authority Board:

The Port Director or designee shall develop procedures as necessary to implement these policies, and shall annually report to the Board concerning the awarding of contracts and subcontracts in construction, architectural and engineering, goods and services to SBEs during the preceding fiscal year. To the extent practicable, the report required by this Section should include the total dollar value of awards made in the fiscal year to SBEs and comparison to overall value of dollars contracted.

Contract Compliance

Where a contract involves the expenditure of federal or state funds, the Port Director or designated representative shall comply with any mandatory federal law and authorized regulations. The Port Director shall modify the procedures as necessary to obtain federal approval, consistent with these policies, and shall bring recommendations for any required modification of these policies to the Board for consideration.

Additionally, the Port Director shall develop a procedure that identifies the circumstances under which the failure of a contractor to comply with this SBE policy and procedures may result in the Port taking remedial action, including debarment from bidding on future Port projects.

Contracts Controlled by Port Director

In addition to those contracts subject to the SBE Policy as set forth above, it is the intent of the Authority to authorize and encourage the Port Director to consider opportunities to

SUBJ: SMALL BUSINESS ENTERPRISE (SBE) POLICY

(Cont)

involve SBEs on those contracts that do not require Board approval but are solely within the Port Director's Authority.

APPROVED: _____ **DATE:** _____



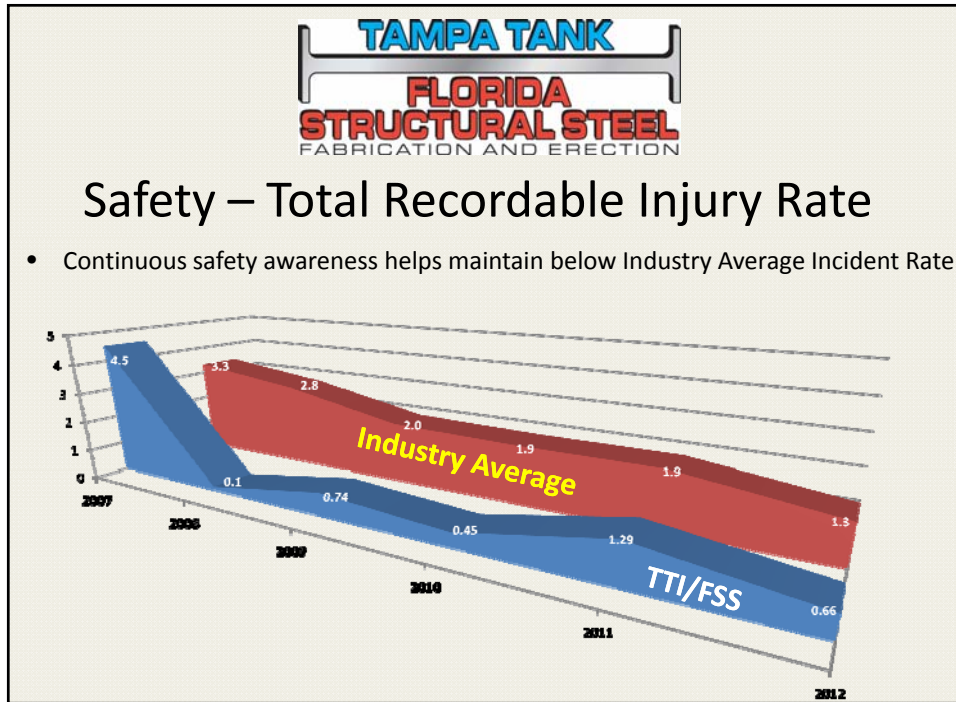
Presentation to TPA Board

October 15th, 2013



- Tampa Tank, Inc. (TTI), was established in 1953, and Florida Structural Steel (FSS) was acquired in 1984
- The TTI product line includes both shop assembled ASME and field erected API storage tanks, process tanks, silos, bins, hoppers, stacks, stack liners, ductwork, breechings, miscellaneous fabrications, and other custom structures in carbon steels, alloy steels and stainless steels
- FSS is an AISC certified fabricator and erector of standard steel building structures, major steel bridge with fracture critical endorsement and simple steel bridges






Community Contribution


- Tampa Tank Inc. main office is located in Ybor City as well as one of the two shops in the area. The second shop is located in Adamo Drive
- Total workforce is 215 employees of which 95% live in Tampa
- Tampa Tank Inc. is committed to obtain many of the goods and services through local vendors

Tampa Tank Inc. proudly supports:

- Voices for Children
- MOSI
- Sammy's House
- United Way – PCL Event
- Tampa Bay Hospice Cup
- Port of Tampa – Anchor Ball



FSS Circa 1949



TTI Circa 1957



Port Service Usage

- Tampa Tank and Welding and Florida Structural Steel process more than 40,000 tons of steel/yr.
- International business mainly to the Caribbean and Central America uses 40 % of the above tonnage which is mostly shipped through the ports of Florida
- Additionally, our company also is currently performing work for clients inside the Port of Tampa such as:
 - NexLube
 - PCS Phosphate
 - PASCO Terminal



Port of Tampa, Florida
PORT AUTHORITY BERTHS
FY13 VS FY12

BULK CARGO				
	FY13	FY12	Inc(Dec)	%
COMMODITY	NET TONS	NET TONS		
DRY BULK CARGO				
CEMENT, BULK	181,503	84,564	96,939	115%
CITRUS PELLETS	85,957	70,832	15,125	21%
GRANITE ROCK, BULK	734,132	853,643	(119,511)	-14%
LIMESTONE	1,414,676	886,950	527,726	59%
PHOSPHATIC CHEMICAL, BULK	1,226,897	1,374,619	(147,722)	-11%
<i>Other Dry Bulk Commodities</i>	119,032	160,976	(41,944)	-26%
Total Dry Bulk Cargo:	3,762,197	3,431,584	330,613	10%
LIQUID BULK CARGO				
AMMONIA, ANHYDROUS	551,368	444,293	107,075	24%
CONCENTRATE, CITRUS BULK	179,259	84,586	94,673	112%
PETROLEUM PRODUCTS	6,787,263	7,150,065	(362,802)	-5%
SULPHUR, LIQUID	888,242	929,045	(40,803)	-4%
SULPHURIC ACID	53,425	88,470	(35,045)	-40%
<i>Other Liquid Bulk Commodities</i>	90,274	66,046	24,228	37%
Total Liquid Bulk Cargo:	8,549,831	8,762,505	(212,674)	-2%
TOTAL BULK CARGO:	12,312,028	12,194,089	117,939	1%
GENERAL CARGO				
	FY13	FY12	Inc(Dec)	%
Commodity	NET TONS	NET TONS		
Containerized	362,781	341,787	20,994	6%
Scrap Metal	476,488	641,960	(165,472)	-26%
Steel Products	176,430	150,594	25,836	17%
Vehicles ¹ (in tons)	8,163	9,012	(849)	-9%
<i>Other General Cargo Commodities</i>	15,234	18,965	(3,731)	-20%
TOTAL GENERAL CARGO:	1,039,096	1,162,318	(123,222)	-11%
TOTAL BULK AND GENERAL:	13,351,124	13,356,407	(5,283)	0%
TEUS² (includes empties)	42,198	39,882	2,316	6%
Passengers³	854,260	974,259	(119,999)	-12%
No. of Sailings	187	213	(26)	-12%

Notes:

1 Does not include tractors, trailers or ferry vehicles

2 Port Authority Berths only-includes empties

3 Includes embark/disembark/intransit passengers

Data as of 11/12-13

Subject to Change
by ETA Date

Port of Tampa, Florida

TOTAL PORT

FY13 vs FY12

BULK CARGO				
	FY13	FY12	Inc(Dec)	%
COMMODITY	NET TONS	NET TONS		
DRY BULK CARGO				
CEMENT, BULK	189,547	84,564	104,983	124%
CITRUS PELLETS	135,587	229,459	(93,872)	-41%
COAL	2,237,293	2,112,690	124,603	6%
GRANITE ROCK, BULK	734,132	853,643	(119,511)	-14%
LIMESTONE	1,418,148	924,475	493,673	53%
PHOSPHATE, ROCK/CHEMICAL	7,257,835	6,801,342	456,493	7%
<i>Other Dry Bulk Commodities</i>	<i>1,018,563</i>	<i>864,699</i>	<i>153,864</i>	<i>18%</i>
Total Dry Bulk Cargo:	12,991,105	11,870,872	1,120,233	9%
LIQUID BULK CARGO				
AMMONIA, ANHYDROUS	1,830,800	1,835,289	(4,489)	0%
CONCENTRATE, CITRUS BULK	179,259	84,586	94,673	112%
PETROLEUM PRODUCTS	15,578,118	15,536,175	41,943	0%
SULPHUR, LIQUID	3,002,379	3,096,972	(94,593)	-3%
SULPHURIC ACID	53,425	88,470	(35,045)	-40%
<i>Other Liquid Bulk Commodities</i>	<i>212,468</i>	<i>153,554</i>	<i>58,914</i>	<i>38%</i>
Total Liquid Bulk Cargo:	20,856,449	20,795,046	61,403	0%
TOTAL BULK CARGO:	33,847,554	32,665,918	1,181,636	4%
GENERAL CARGO				
	FY13	FY12	Inc(Dec)	%
Commodity	NET TONS	NET TONS		
Containerized	362,781	341,787	20,994	6%
Scrap Metal	476,488	656,841	(180,353)	-27%
Steel Products	176,430	150,594	25,836	17%
Vehicles ¹ (in tons)	8,163	9,012	(849)	-9%
<i>Other General Cargo Commodities</i>	<i>69,236</i>	<i>83,412</i>	<i>(14,176)</i>	<i>-17%</i>
TOTAL GENERAL CARGO:	1,093,098	1,241,646	(148,548)	-12%
TOTAL BULK AND GENERAL:	34,940,652	33,907,564	1,033,088	3%
VESSELS				
Barge	958	834	124	15%
Cruise	187	213	(26)	-12%
Tug	973	831	142	17%
Vessel	870	997	(127)	-13%
Total:	2,988	2,875	113	4%

¹Does not include tractors, trailers or ferry vehicles
 Includes all port berths; foreign and domestic cargo
 Vessel includes training vessels, repair/idle vessels
 Data as of 11-12-13
 Subject to Change

TAMPA PORT AUTHORITY
Budgetary Comparative Statement of Revenue and Expenses
with Debt Service Coverage
For periods ending October, 2012 and 2013

YTD Oct, 2012 Actual	YTD Oct, 2013 Actual	Favorable (Unfavorable)	% Favorable (Unfavorable)		YTD Oct, 2013 Budget	YTD Oct, 2013 Actual	Favorable (Unfavorable)	% Favorable (Unfavorable)
				-----Operating revenue-----				
\$ 1,753,724	\$ 1,806,414	\$ 52,690	3.00%	Port usage fees	\$ 1,799,526	\$ 1,806,414	\$ 6,888	0.38%
\$ 965,354	\$ 930,174	\$ (35,179)	(3.64%)	Rentals	\$ 848,231	\$ 930,174	\$ 81,943	9.66%
\$ 115,892	\$ 95,670	\$ (20,223)	(17.45%)	Other operating	\$ 105,479	\$ 95,670	\$ (9,809)	(9.30%)
\$ 2,834,970	\$ 2,832,258	\$ (2,712)	(0.10%)	-----Total operating revenue-----	\$ 2,753,236	\$ 2,832,258	\$ 79,022	2.87%
				-----Operating expense-----				
\$ 396,990	\$ 540,710	\$ (143,720)	(36.20%)	Personnel	\$ 658,845	\$ 540,710	\$ 118,135	17.93%
\$ 24,662	\$ 30,683	\$ (6,020)	(24.41%)	Promotional	\$ 131,056	\$ 30,683	\$ 100,373	76.59%
\$ 816,816	\$ 774,038	\$ 42,778	5.24%	Administrative	\$ 1,268,388	\$ 774,038	\$ 494,350	38.97%
\$ 1,238,468	\$ 1,345,430	\$ (106,962)	(8.64%)	-----Total operating expense-----	\$ 2,058,289	\$ 1,345,430	\$ 712,859	34.63%
\$ 1,596,501	\$ 1,486,827	\$ (109,674)	(6.87%)	-----Operating income----- *	\$ 694,947	\$ 1,486,827	\$ 791,880	113.95%
				--Other non-operating revenue/(expense)--				
\$ 94,266	\$ 62,911	\$ (31,356)	(33.26%)	Interest income	\$ 62,911	\$ 62,911	\$ (0)	(0.00%)
\$ (483,581)	\$ (451,917)	\$ 31,664	6.55%	Interest expense	\$ (451,917)	\$ (451,917)	\$ (0)	(0.00%)
\$ 11,021	\$ 65,020	\$ 53,999	489.98%	Ad valorem tax receipts	\$ 10,000	\$ 65,020	\$ 55,020	550.20%
\$ 76,087	\$ (13,905)	\$ (89,993)	118.28%	Other, net	\$ 80,165	\$ (13,905)	\$ (94,070)	117.35%
\$ (302,206)	\$ (337,892)	\$ (35,685)	11.81%	-----Net non-operating revenue-----	\$ (298,841)	\$ (337,892)	\$ (39,051)	13.07%
\$ 1,294,295	\$ 1,148,936	\$ (145,359)	(11.23%)	Net income, excluding grant revenue*	\$ 396,106	\$ 1,148,936	\$ 752,830	190.06%
				-----Grants-----				
\$ 42,826	\$ 347,026	\$ 304,200	710.32%	Capital/Non-Operating Grants	\$ 75,000	\$ 347,026	\$ 272,026	362.70%
\$ 42,826	\$ 347,026	\$ 304,200	710.32%	-----Total Grants-----	\$ 75,000	\$ 347,026	\$ 272,026	362.70%
\$ 1,337,121	\$ 1,495,961	\$ 158,840	11.88%	Net income, including grant revenue*	\$ 471,106	\$ 1,495,961	\$ 1,024,855	217.54%
<i>*Before depreciation/amortization</i>								
				-----Debt Service Coverage-----				
				<i>(based on preceding 12-month period)</i>				
\$ 22,299,537	\$ 22,651,804	\$ 352,267	1.58%	Total available for debt service				
\$ 13,824,749	\$ 15,335,488	\$ (1,510,739)	(10.93%)	Combined debt service, parity bonds				
1.61	1.48			Bond coverage, parity bonds				
\$ 13,824,749	\$ 15,335,488	\$ (1,510,739)	(10.93%)	Combined debt service, parity & junior				
1.61	1.48			Bond coverage, parity & junior bonds				

SUBJECT: **AMENDMENT TO LEASE AGREEMENT WITH THE FLORIDA AQUARIUM, INC.**

BACKGROUND:

The Florida Aquarium, Inc. (Aquarium) currently leases approximately 1,365 square feet of land owned by the Tampa Port Authority (TPA) in connection with its expansion project called the "Rising Tides." This project includes the addition of new space and the renovation of existing space which will accommodate marine science classrooms, a conference center, and exhibit space for aquatic ecosystems and marine animals. The Aquarium requested to lease an additional 2,191 square feet of land from TPA in order to accommodate existing improvements associated with the Explore-A-Shore attraction.

FACTS/COMMENTS:

TPA staff and the Aquarium have negotiated the following lease terms:

Additional

Premises: An additional approximately 2,191 square feet of land will be added to the existing Premises for a total of 3,556 square feet of land.

Term: The Term of the Lease shall remain the same at forty (40) years commencing on March 1, 2012.

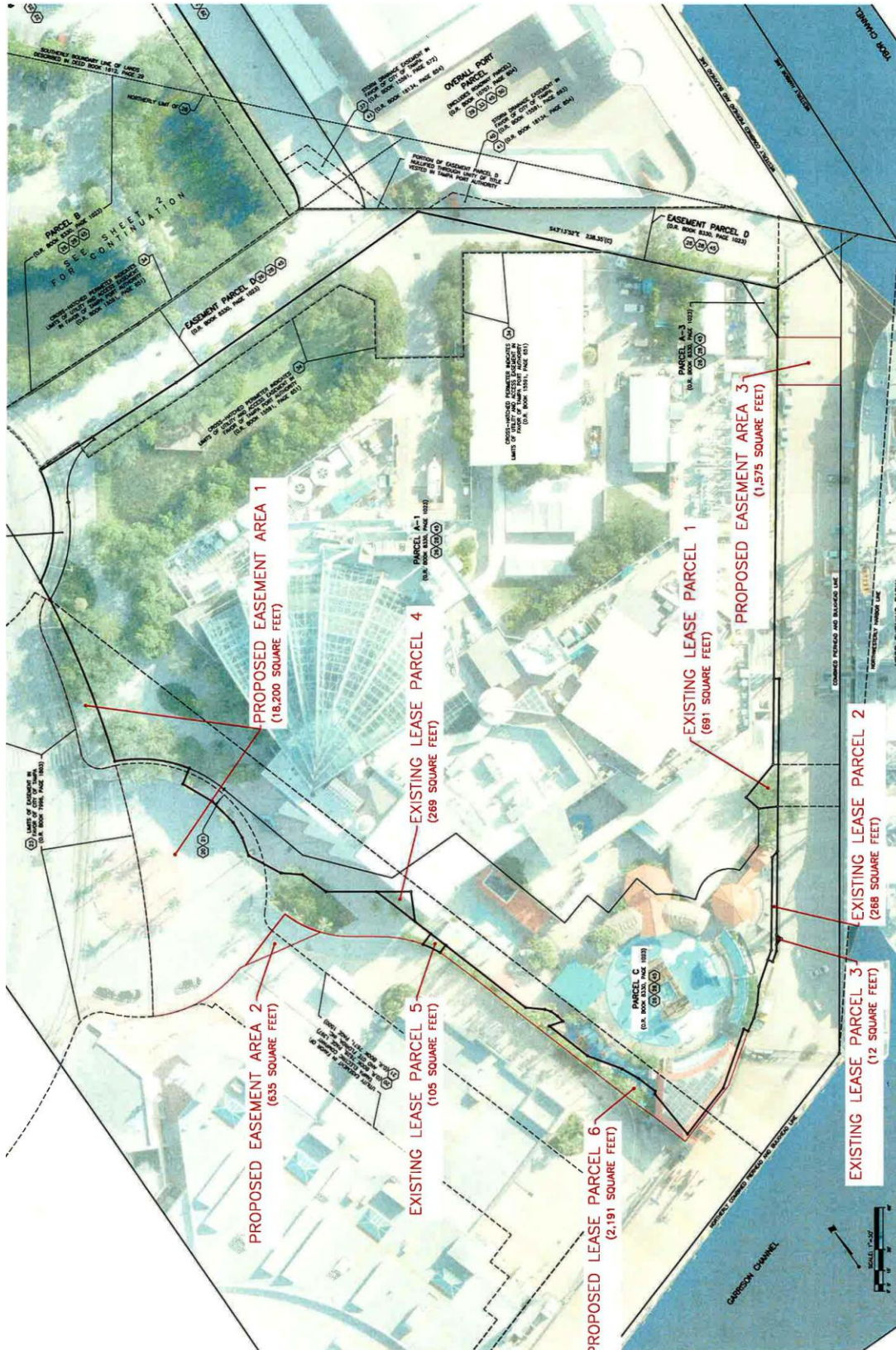
Rent: Rent for the Premises shall remain the same at \$2.00 per square foot and shall be adjusted by CPI or five percent (5%), whichever is less, each year thereafter.

Other: The Premises shall be leased "AS IS" and the Aquarium shall be responsible for all maintenance and repairs of the Premises and all applicable taxes on the Premises.

Easements: TPA shall provide the Aquarium with any and all easements that are required for the project or that may have expired.

RECOMMENDATION:

Authorize the Port President/CEO or his designee to execute a lease amendment and all necessary easements with The Florida Aquarium, Inc., subject to the terms described above and review by the Chief Legal Officer.



SUBJECT: VARIANCE REQUEST FOR STANDARD WORK PERMIT APPLICATION 13-006; REPLACEMENT OF MACDILL AIR FORCE BASE MARINA FLOATING DOCK COMPLEX AND TWO ACCESSORY DOCKS, LOCATED IN GADSDEN POINT, TAMPA, FLORIDA

BACKGROUND:

The MacDill Air Force Base Marina project, located adjacent to the northern side of Gadsden Point Aquatic Resource Protection Area (ARPA) at 9909 Marina Bay Drive, Tampa, Florida, includes a variance request for the following proposed marine construction along the southern property frontage within the ARPA:

- Construct one replacement fixed accessory boat ramp dock exceeding the ARPA standard by 15 feet and replace one floating accessory boat ramp dock exceeding the ARPA standard by 30 feet. These two docks are used to assist boat launching associated with the boat ramp that are proposed to extend 65 feet and 80 feet beyond the Mean High Water (MHW) Line which is necessary to accommodate vessels with greater draft and minimize congestion on the ramp docks during high-use periods.

FACTS/COMMENTS:

Guidelines governing the allowable dock length standard of no more than 50 feet from the MHW line elevation are detailed in Section V.B.3.b of the TPA Submerged Land Management Rules. The Rules provide for granting a variance if conditions are met which assure that the proposal is not contrary to the spirit and intent of the rules, and the variance requested arises from a unique and peculiar submerged land or riparian property condition. The application information meets these conditions.

The proposed project received recommendations of approval from the Environmental Protection Commission (EPC) of Hillsborough County, has been deemed consistent with the *Hillsborough County Comprehensive Plan* by the Hillsborough County Planning Commission (Planning Commission), and no objections to this proposal were received from adjacent property owners. The Southwest Florida Water Management District issued a corresponding permit on July 25, 2013, and a similar federal permit was issued by the U.S. Army Corps of Engineers on August 20, 2013.

The Tampa Port Authority (TPA) held a public hearing on October 7, 2013. No objections were received. The application meets all applicable EPC and Planning Commission rules/requirements. TPA's Board of Commissioners approved the overall project October 15, 2013.

RECOMMENDATION:

Authorize the Port President/CEO or his designee to grant the variance for Standard Work Permit No. 13-006, subject to review by the Chief Legal Officer.



SUBJECT: REVISED STANDARD WORK PERMIT APPLICATIONS 11-015R and 12-010R: MCKAY BAY DREDGE HOLE RESTORATION AND REK PIER TAMPA PORT AUTHORITY BERTHS 226/227, MCKAY BAY AND PORT OF TAMPA, FLORIDA

BACKGROUND:

The Tampa Port Authority (TPA) Board of Commissioners approved standard work permit (SWP) No. 11-015 at its September 20, 2011 meeting, authorizing TPA to restore the approximately 59 acre existing McKay Bay dredge hole (MBDH) with approximately 306,000 cubic yards of material from the McKay Bay Mitigation Site and TPA Berth 222.

The Tampa Port Authority (TPA) Board approved standard work permit (SWP) No. 12-010 at its March 19, 2013 meeting, authorizing TPA to:

- Alter the shoreline along the northeastern side of the Richard E. Knight (REK) basin (TPA Berths 226/227) by filling approximately 0.27 acres of submerged lands, and install an approximately 415 linear foot section of new steel sheet pile seawall and approximately 825 linear feet of rip-rap revetment to protect the new shoreline;
- Construct an approximately 10,000 square foot new concrete commercial dock and six associated mooring dolphins to establish petroleum Berth 227 North along the northwestern face of the basin;
- Remove the existing REK Pier, including all support pilings; and
- Conduct new dredging to remove approximately 8,000 cubic yards of submerged lands from the REK Pier site to a design depth of -41 feet Mean Low Water elevation to match existing adjacent berth depths and dispose of material on TPA Spoil Islands 2D and/or 3D.

FACTS/COMMENTS:

The revision request to modify the MBDH restoration originally permitted under TPA SWP 11-015 with SWP 12-010 is summarized as follows:

- Placement of the approximately 8,000 cubic yards of dredged material from REK Pier and Berth 227 North into the McKay Bay Dredge Hole, and
- Allow placement of approximately 81,000 cubic yards of other suitable clean material from future TPA projects to be placed within the McKay Bay Dredge

Hole footprint to reach -2.0 to -3.5 feet Mean Low Water Elevation, as previously permitted.

The project proposal has received recommendations for approval from the Environmental Protection Commission (EPC) of Hillsborough County, and the project has been deemed consistent with the *City of Tampa Comprehensive Plan* by the Hillsborough County Planning Commission. Based upon this review, TPA has no basis to deny the application revision proposal since it meets all applicable TPA and EPC standards as well as Planning Commission rules/requirements.

The Florida Department of Environmental Protection has issued a corresponding permit for the project and a similar permit application is under review by the U.S. Army Corps of Engineers.

A public hearing was not held to incorporate the minor modifications from the original permits due to the insignificant impact of the revisions.

RECOMMENDATION:

Authorize the Port President/CEO to execute Standard Work Permit 11-015R (Revision #1) and 12-010R (Revision #1), subject to review by the Chief Legal Officer.



SUBJECT: AMENDMENT OF CEMEX LEASE AND LAND EXCHANGE WITH CSX TRANSPORTATION, INC. AND THE ATLANTIC LAND AND IMPROVEMENT COMPANY

BACKGROUND:

The Tampa Port Authority (TPA) leases approximately twenty-nine (29) acres of land to Cemex Construction Materials Florida, LLC (Cemex) pursuant to a ground lease dated November 1, 2007 (Lease) in an area commonly referred to as Eastport (TPA Lands). The Lease requires Cemex to design and permit the layout and improvements for its aggregate facility and to pay for the cost of constructing a new roadway and other site improvements. The Lease also requires TPA to grant any deeds or easements necessary for the configuration of the Cemex facility. Cemex has designed its aggregate facility and needs to reconfigure the TPA Lands which necessitate an exchange of lands between TPA and CSX Transportation, Inc. (CSX) and/or its affiliated land holding company, the Atlantic Land and Improvement Company (ALIC). In September, 2009 the Tampa Port Authority Board of Commissioners approved an Agreement for the exchange of land and the issuance of easements between the TPA and CSX and ALIC.

FACTS/COMMENTS:

In addition to the exchange of land previously approved by the Board, the TPA needs to transfer approximately 0.04 acres, more or less, and 0.36 acres, more or less, of additional lands to ALIC and CSX in connection with the construction of the new roadway and a storm water retention pond to drain the new roadway. These additional parcels are located within the TPA Lands leased by Cemex. As a result, the Lease with Cemex will need to be amended to reduce the Lease premises by approximately 0.40 acres, more or less, and the TPA will need to transfer these additional lands to ALIC and/or CSX.

RECOMMENDATION:

Authorize the Port President/CEO or his designee to execute an amendment to the Lease with Cemex Construction Materials Florida, LLC to reduce the Lease premises by approximately 0.40 acres, and execute a deed to transfer approximately 0.40 acres, more or less, of additional lands from the Tampa Port Authority to the Atlantic Land and Improvement Company and/or CSX Transportation, Inc., subject to the terms set forth above and review by the Chief Legal Officer.

Board Meeting
November 18, 2013
Real Estate # 182452 v 2

D. REGULAR AGENDA

**SUBJECT: CONTRACT RENEWAL FOR GENERAL ENVIRONMENTAL
ENGINEERING CONSULTING SERVICES CONTRACT NO. 12-03512**

BACKGROUND:

On November 20, 2012, the Tampa Port Authority's (TPA) Board of Commissioners approved Contract No. 12-03512 for Environmental Engineering Consulting Services to Cardno, Inc. (Cardno) and URS Corporation Southern (URS). The original contract term is December 6, 2012 through December 5, 2013 with two (2) consecutive one (1) year renewal options.

FACTS/COMMENTS:

TPA assigns work to be performed under continuing contracts on an "as needed" basis utilizing a work order system. Within the FY2014 Capital Program, TPA staff budgeted \$450,000 for environmental engineering consulting services; however, there is no obligation for TPA to spend the allocated budget, and larger projects that may arise can be bid separately.

Both consultants have exceeded their Small Business Enterprise (SBE) goal. The actual SBE participation for Cardno is 39.9% (goal: 12.0%) and participation for URS is 17.0% (Goal: 9.5%). The performance of both firms has been acceptable; therefore, staff recommends exercising the first one (1) year renewal option with both Cardno and URS.

Funding for this item was included in the FY14 Capital Budget.

RECOMMENDATION:

Authorize the Port President/CEO or his designee to execute the first one-year renewal options with Cardno, Inc. and URS Corporation Southern to provide general environmental engineering services from December 6, 2013 through December 5, 2014 in an amount not to exceed \$450,000, subject to review by Chief Legal Officer.

**SUBJECT: JOINT PARTICIPATION AGREEMENT WITH THE FLORIDA
DEPARTMENT OF TRANSPORTATION – INTERMODAL
PROGRAM FUNDS**

BACKGROUND:

The Tampa Port Authority (TPA) secured \$1,100,000 of Florida Department of Transportation (FDOT) Intermodal program funds for fiscal year 2013-14. FDOT, District Seven, has been authorized to administer the disbursement of the funds, and requires TPA to enter into a joint participation agreement with FDOT concerning the disbursement of the funds.

FACTS/COMMENTS:

TPA was allocated \$1,100,000 for port master planning and related services and port-wide intermodal improvements on Hookers Point, Port Sutton, Pendola Point, East Port, and Port Redwing. TPA will pay matching funds of \$366,667 from TPA revenues, to be applied against the \$1,100,000 planning and infrastructure improvements allocation.

Funding for this item was included in the FY 14 Capital Budget.

RECOMMENDATION:

Authorize the Port President/CEO or his designee to enter into a joint participation agreement with FDOT, District Seven, for \$1,100,000, which requires \$366,667 in TPA matching funds, subject to review by the Chief Legal Officer.

Board Meeting.
November 18, 2013
Planning/Development 182194 v1

**SUBJECT: JOINT PARTICIPATION AGREEMENT WITH THE FLORIDA
DEPARTMENT OF TRANSPORTATION – FSTED FUNDS**

BACKGROUND:

The State of Florida budgeted \$15 million to the Florida Seaports Transportation and Economic Development Council (FSTED) in fiscal year 2013-14 for the state's fifteen deep-water ports. The Tampa Port Authority (TPA) secured \$2,516,669 in FSTED funds for fiscal year 2013-14. The Florida Department of Transportation (FDOT), District Seven, is authorized to administer the disbursement of the funds, and requires TPA to enter into a joint participation agreement with FDOT concerning the disbursement of the funds.

FACTS/COMMENTS:

TPA's allotment of FSTED funds can be utilized for various approved FSTED projects, including developments on Hookers Point, East Port, and port-wide dredging. This funding requires a 50:50 match from TPA, which will be paid from TPA revenues.

The Florida Ports Council (FPC), a non-profit Florida corporation, provides administrative services to ports to ensure compliance with the rules and procedures in order to receive monies from the FSTED fund. In addition, FPC hires consultants and pays for legal services to support FSTED. All ports receiving such funding have agreed to pay FPC a fee equal to two percent (2%) of the amount received. Thus, TPA is required to pay FPC a fee of \$50,333 in return for the funding it receives from FSTED. These costs are considered fair and reasonable for the performance of the defined work.

Funding for these items were included in the FY14 Capital Budget and FY 2014 Operating Budget.

RECOMMENDATION:

Authorize the Port President/CEO or his designee to enter into a joint participation agreement with FDOT, District Seven, for \$2,516,669, which requires a 50:50 match from TPA revenues, subject to review by the Chief Legal Officer, and authorize the payment of \$50,333 to the Florida Ports Council.

SUBJECT: **JOINT PARTICIPATION AGREEMENT WITH THE FLORIDA
DEPARTMENT OF TRANSPORTATION – SEAPORTS BOND
PROGRAM FUNDS**

BACKGROUND:

The Tampa Port Authority (TPA) secured \$22,685,937 from the Florida Department of Transportation Seaports Bond program funds. The Florida Department of Transportation (FDOT), District Seven, has been authorized to administer the disbursement of the funds, and requires TPA to enter into a joint participation agreement with FDOT concerning the disbursement of the funds.

FACTS/COMMENTS:

The TPA was allocated \$22,685,937 for the following three strategic projects:

- Port Redwing Improvements
- Hooker Point Improvements
- Eastport Development

TPA will pay 50:50 matching funds from its revenues, to be applied against the \$22,685,937 infrastructure improvements seaports bond funds allocation. Therefore, in order to receive the \$22,685,937, TPA will need to expend an additional \$22,685,937 in matching funds. These projects can be undertaken over the next three years. Some phases of these projects are expected to commence in the current fiscal year and the other phases will be developed over the next 2-3 years.

Partial funding for these projects is included in the FY 2014 Capital Budget and the remaining funding will be budgeted in FY 2015 and FY 2016.

RECOMMENDATION:

Authorize the Port President/CEO or his designee to enter into a joint participation agreement with FDOT, District Seven, for \$22,685,937, which requires 50:50 matching funds in the amount of \$22,685,937 from current and future TPA revenues, subject to review by the Chief Legal Officer.

Board Meeting.
November 18, 2013
Planning/Development 182196 v2

E. RECEIPT OF REPORTS

- 1. REPORT OF LEGAL FEES BY PROJECT**
- 2. REPORT OF AGED ACCOUNTS RECEIVABLES**
- 3. REPORT OF CONTRACT STATUS**
- 4. REPORT OF PERMITS**
- 5. REPORT OF EXPENDITURES BETWEEN \$50,000 - \$100,000**

FY 2013 – REVISED LEGAL FEES AND EXPENSES REPORT THROUGH SEPTEMBER 30, 2013

YEAR-TO-DATE LEGAL FEES AND EXPENSES

	<u>FY 2013 Budget</u>	<u>FY 2013 Actual</u>
General Support / Litigation	\$ 65,000.00	\$ <u>79,882.75</u>
General Admiralty / Maritime	\$ 9,000.00	\$ 4,657.50
General Real Estate / Land Use	\$ 69,000.00	\$ <u>60,780.66</u>
General Construction Services Legal Support	\$ 18,000.00	\$ 42,527.50
General Environmental Legal Support	\$ 15,000.00	\$ 3,442.50
General Labor/Employment Legal Support	\$ 25,000.00	\$ 62,833.33
General Bankruptcy Services Legal Support	<u>\$ 9,000.00</u>	<u>\$ 2,160.00</u>
YEAR-TO-DATE FY 2012-13	<u>\$210,000.00</u>	<u>\$ <u>256,284.24</u></u>
[Over – Budget (\$46,284.24)]		

LITIGATION AND GENERAL LEGAL SUPPORT

Outside Counsel / Matter	September	Cumulative FY To Date	Cumulative Budget (1)	Budget Increase/ Matter Total
Gray Robinson				
General		\$ 2,316.19	\$ 30,000.00	
Channelside Bay Mall/Lit	\$ <u>14,805.50</u>	\$ <u>48,331.92</u>	\$225,000.00	
Anglo-Irish Bank v. CBM	\$ <u>10,732.50</u>	\$ <u>20,124.00</u>	\$135,000.00	
Hamilton, Miller & Birthisel				
General		\$ 1,365.00	\$ 15,000.00	
Ins – CD *	\$ 4,311.00	\$32,722.72	\$ 40,000.00	
Ins – MD			\$ 15,000.00	
Ins – JH		\$ 1,480.00	\$ 15,000.00	

* Information only – Legal Fees paid by Insurance Company

GENERAL ADMIRALTY / MARITIME LEGAL SUPPORT

Outside Counsel / Matter	September	Cumulative FY To Date	Cumulative Budget (1)	Budget Increase/ Matter Total
Venable, LLC.				
General	\$ 2,512.50	\$ 8,646.50	\$ 15,000.00	

GENERAL REAL ESTATE / LAND USE LEGAL SUPPORT

<u>Outside Counsel / Matter</u>	<u>September</u>	<u>Cumulative FY To Date</u>	<u>Cumulative Budget (1)</u>	<u>Budget Increase/ Matter Total</u>
Gray Robinson – Real Estate				
General			\$ 50,000.00	
Channelside Bay Mall/RE			\$ 15,000.00	
DRI	\$ 337.50	\$ 742.50	\$ 15,000.00	
Murphy Oil USA, Inc.			\$ 30,000.00	
NexLube Tampa, LLC			\$ 20,000.00	
CBM – New Developer	\$ 157.50	\$44,317.50	\$ 45,000.00	
P&M Consulting Group				
DRI		\$ 2,125.30	\$ 20,000.00	
NexLube Tampa, LLC			\$ 15,000.00	
Cruise Terminals		\$ 200.00	\$ 15,000.00	
South Bay			\$ 15,000.00	
Gen'l Projects			\$ 15,000.00	
Trenam Kemker				
Buckeye Terminals	\$ 8,524.86	\$14,532.36	\$ 15,000.00	

45

GENERAL CONSTRUCTION SERVICES LEGAL SUPPORT

<u>Outside Counsel / Matter</u>	<u>September</u>	<u>Cumulative FY To Date</u>	<u>Cumulative Budget (1)</u>	<u>Budget Increase/ Matter Total</u>
Trenam Kemker				
Special Construction	\$17,652.50	\$36,520.00	\$ 75,000.00	
General			\$ 15,000.00	

GENERAL BANKRUPTCY LEGAL SUPPORT

<u>Outside Counsel / Matter</u>	<u>September</u>	<u>Cumulative FY To Date</u>	<u>Cumulative Budget (1)</u>	<u>Budget Increase/ Matter Total</u>
McIntyre Panzarella				
Hoeffner			\$ 15,000.00	
Corp Svcs			\$ 15,000.00	
Claims/Collection		\$ 2,160.00	\$ 15,000.00	

GENERAL LABOR / EMPLOYMENT LEGAL SUPPORT

<u>Outside Counsel / Matter</u>	<u>September</u>	<u>Cumulative FY To Date</u>	<u>Cumulative Budget (1)</u>	<u>Budget Increase/ Matter Total</u>
Glenn Rasmussen				
General		\$ 3,712.95	\$155,000.00	
Civil Service-JH		\$ 1,652.03	\$ 25,000.00	
Civil Service-AL		\$ 1,583.68	\$ 25,000.00	
Civil Service-MB			\$ 15,000.00	
Civil Service-MD		\$13,123.67	\$ 15,000.00	
Gray Robinson				
Civil Service		\$ 500.00	\$ 15,000.00	
Civil Service-MD			\$ 15,000.00	
Civil Service-22		\$23,064.00	\$ 25,000.00	
Civil Service-23		\$19,179.50	\$ 25,000.00	
Thompson Sizemore				
General			\$ 15,000.00	
Allen Norton & Blue, P.A.				
General			\$ 15,000.00	

46

GENERAL ENVIRONMENTAL LEGAL SUPPORT

<u>Outside Counsel / Matter</u>	<u>September</u>	<u>Cumulative FY To Date</u>	<u>Cumulative Budget (1)</u>	<u>Budget Increase/ Matter Total</u>
Enola Brown, P.A.				
General			\$ 15,000.00	
South Bay			\$ 15,000.00	
Winner Metals			\$ 15,000.00	
Pendola Point			\$ 15,000.00	
Manson Law Group				
General		\$ 3,442.50	\$ 15,000.00	

Board Meeting
 October 15, 2013 - *Revised 11/12/2013*
 Legal #181910v1

FY 2014 – LEGAL FEES AND EXPENSES REPORT THROUGH OCTOBER 31, 2013

YEAR-TO-DATE LEGAL FEES AND EXPENSES

	<u>FY 2014 Budget</u>	<u>FY 2014 Actual</u>
General Support / Litigation	\$ 79,000.00	\$ 0.00
General Admiralty / Maritime	\$ 24,000.00	\$ 0.00
General Real Estate / Land Use	\$ 50,000.00	\$ 75.00
General Construction Services Legal Support	\$ 13,000.00	\$ 0.00
General Environmental Legal Support	\$ 15,000.00	\$ 0.00
General Labor/Employment Legal Support	\$ 35,000.00	\$ 470.00
General Bankruptcy Services Legal Support	\$ 9,000.00	\$ 0.00
 YEAR-TO-DATE FY 2013-14	 \$225,000.00	 \$ 545.00
[Under – Budget (\$224,455.00)]		

LITIGATION AND GENERAL LEGAL SUPPORT

Outside Counsel / Matter	October	Cumulative FY To Date	Cumulative Budget (1)	Budget Increase/ Matter Total
Gray Robinson				
General			\$ 30,000.00	
Channelside Bay Mall/Lit			\$225,000.00	
Anglo-Irish Bank v. CBM			\$135,000.00	
Hamilton, Miller & Birthisel				
General			\$ 15,000.00	
Ins – CD *	\$ 1,079.25	\$ 1,079.25	\$ 40,000.00	
Ins – MD			\$ 15,000.00	
Ins – JH			\$ 15,000.00	

* Information only – Legal Fees paid by Insurance Company

GENERAL ADMIRALTY / MARITIME LEGAL SUPPORT

Outside Counsel / Matter	October	Cumulative FY To Date	Cumulative Budget (1)	Budget Increase/ Matter Total
Venable, LLC.				
General			\$ 15,000.00	

GENERAL REAL ESTATE / LAND USE LEGAL SUPPORT

<u>Outside Counsel / Matter</u>	<u>October</u>	<u>Cumulative FY To Date</u>	<u>Cumulative Budget (1)</u>	<u>Budget Increase/ Matter Total</u>
Gray Robinson – Real Estate				
General			\$ 50,000.00	
Channelside Bay Mall/RE			\$ 15,000.00	
DRI			\$ 15,000.00	
Murphy Oil USA, Inc.			\$ 30,000.00	
NexLube Tampa, LLC			\$ 20,000.00	
CBM – New Developer			\$ 45,000.00	
P&M Consulting Group				
DRI	\$ 75.00	\$ 75.00	\$ 20,000.00	
NexLube Tampa, LLC			\$ 15,000.00	
Cruise Terminals			\$ 15,000.00	
South Bay			\$ 15,000.00	
Gen'l Projects			\$ 15,000.00	
Trenam Kemker				
Buckeye Terminals			\$ 15,000.00	

48

GENERAL CONSTRUCTION SERVICES LEGAL SUPPORT

<u>Outside Counsel / Matter</u>	<u>October</u>	<u>Cumulative FY To Date</u>	<u>Cumulative Budget (1)</u>	<u>Budget Increase/ Matter Total</u>
Trenam Kemker				
Special Construction			\$ 75,000.00	
General			\$ 15,000.00	

GENERAL BANKRUPTCY LEGAL SUPPORT

<u>Outside Counsel / Matter</u>	<u>October</u>	<u>Cumulative FY To Date</u>	<u>Cumulative Budget (1)</u>	<u>Budget Increase/ Matter Total</u>
McIntyre Panzarella				
Hoeffner			\$ 15,000.00	
Corp Svcs			\$ 15,000.00	
Claims/Collection			\$ 15,000.00	

GENERAL LABOR / EMPLOYMENT LEGAL SUPPORT

<u>Outside Counsel / Matter</u>	<u>October</u>	<u>Cumulative FY To Date</u>	<u>Cumulative Budget (1)</u>	<u>Budget Increase/ Matter Total</u>
Glenn Rasmussen				
General	\$ 450.00	\$ 450.00	\$155,000.00	
Civil Service-MD	\$ 20.00	\$ 20.00	\$ 15,000.00	
Gray Robinson				
Civil Service			\$ 15,000.00	
Civil Service-MD			\$ 15,000.00	
Civil Service-22			\$ 25,000.00	
Civil Service-23			\$ 25,000.00	
Thompson Sizemore				
General			\$ 15,000.00	
Allen Norton & Blue, P.A.				
General			\$ 15,000.00	

GENERAL ENVIRONMENTAL LEGAL SUPPORT

<u>Outside Counsel / Matter</u>	<u>October</u>	<u>Cumulative FY To Date</u>	<u>Cumulative Budget (1)</u>	<u>Budget Increase/ Matter Total</u>
Enola Brown, P.A.				
General			\$ 15,000.00	
South Bay			\$ 15,000.00	
Winner Metals			\$ 15,000.00	
Pendola Point			\$ 15,000.00	
Manson Law Group				
General			\$ 15,000.00	
Board Meeting November 18, 2013 Legal #182713v1				

TAMPA PORT AUTHORITY
Monthly Aged Receivables Report
as of October 31, 2013

Customer Number	Customer Name	Current	31 - 60 Days	61 - 90 Days	91 & Over	Customer Balance
Port Usage Fees:						
B195	241 CAR SERVICES, INC.	\$ -	\$ -	\$ -	\$ 260.00	\$ 260.00
S036	ALTAMAR SHIPPING	\$ 136.00	\$ 184.00	\$ -	\$ -	\$ 320.00
Q023	ALTAMAR SHIPPING SERVICE	\$ 931.27	\$ 609.39	\$ -	\$ -	\$ 1,540.66
T012	AMALIE OIL COMPANY	\$ 5,039.88	\$ -	\$ -	\$ -	\$ 5,039.88
B149	AMBASSADOR LIMOUSINE & SEDAN INC	\$ -	\$ -	\$ -	\$ 250.00	\$ 250.00
A490	AMERICAN BRIDGE	\$ 80.00	\$ -	\$ -	\$ -	\$ 80.00
A470	AMERICAN MARINE AGENCIES	\$ 728.25	\$ -	\$ -	\$ -	\$ 728.25
A415	AMERICAN VICTORY MARINERS	\$ 44.28	\$ 61.81	\$ 85.79	\$ 201.73	\$ 393.61
B057	ANYWHERE TOURS OF FLORIDA	\$ -	\$ -	\$ -	\$ 250.00	\$ 250.00
Q228	ArcelorMittal International America	\$ 4,496.29	\$ -	\$ -	\$ -	\$ 4,496.29
Q212	ATLANTIC RO-RO CARRIERS, INC.	\$ 2,160.84	\$ -	\$ -	\$ -	\$ 2,160.84
B196	BLACK PEARL LIMOUSINE	\$ -	\$ -	\$ -	\$ 20.00	\$ 20.00
A012	BOUCHARD TRANSPORT CO	\$ 20,348.24	\$ 13,744.11	\$ -	\$ 779.18	\$ 34,871.53
S041	BRONCO TRANSPORT	\$ 184.00	\$ -	\$ -	\$ -	\$ 184.00
T002	C F INDUSTRIES	\$ 10,670.77	\$ -	\$ -	\$ -	\$ 10,670.77
T021	C F INDUSTRIES (NH3)	\$ 7,650.82	\$ -	\$ -	\$ -	\$ 7,650.82
D049	CARGILL SALT	\$ 20.00	\$ -	\$ -	\$ -	\$ 20.00
T151	CARGILL SALT	\$ 20,486.04	\$ -	\$ -	\$ -	\$ 20,486.04
S025	CARGILL SALT DIVISION	\$ 504.00	\$ -	\$ -	\$ -	\$ 504.00
T131	CARNIVAL CRUISE LINES	\$ 335,165.40	\$ -	\$ -	\$ -	\$ 335,165.40
T198	CEMEX CEMENT OF LOUISIANA, INC.	\$ 26,998.91	\$ -	\$ -	\$ -	\$ 26,998.91
T141	CEMEX INC	\$ -	\$ 219,672.11	\$ 315.00	\$ 867.08	\$ 220,854.19
T014	CENTRAL FLORIDA PIPELINE LLC	\$ 177,519.89	\$ -	\$ -	\$ -	\$ 177,519.89
T145	CENTRAL FLORIDA PIPELINE LLC	\$ 10,698.95	\$ -	\$ -	\$ -	\$ 10,698.95
T109	CITRUS PRODUCTS	\$ 352.00	\$ -	\$ -	\$ -	\$ 352.00
B181	CITY KEY LIMO, LLC.	\$ -	\$ -	\$ -	\$ 320.00	\$ 320.00
D047	CITY OF TAMPA	\$ 1,400.00	\$ 1,860.00	\$ -	\$ -	\$ 3,260.00
D004	CTL DISTRIBUTION INC	\$ 140.00	\$ -	\$ -	\$ -	\$ 140.00
A423	DANN OCEAN TOWING, INC	\$ 72.00	\$ -	\$ -	\$ -	\$ 72.00
A028	DONBAR STEAMSHIP COMPANY, INC	\$ -	\$ -	\$ -	\$ 250.00	\$ 250.00
B191	ELITE TRANSPORTATION SOLUTIONS	\$ -	\$ -	\$ -	\$ 270.00	\$ 270.00

TAMPA PORT AUTHORITY
Monthly Aged Receivables Report
as of October 31, 2013

Customer Number	Customer Name	Current	31 - 60 Days	61 - 90 Days	91 & Over	Customer Balance
B194	ENTERPRISE LIMO AND TOWN CAR SERVICE, LLC.	\$ -	\$ -	\$ -	\$ 270.00	\$ 270.00
A478	ENTERPRISE MARINE SERVICES LLC	\$ 14,682.44	\$ -	\$ -	\$ -	\$ 14,682.44
B159	EXPRESS TRANSPORTATION	\$ -	\$ -	\$ -	\$ 280.00	\$ 280.00
A031	FILLETTE GREEN & CO, INC	\$ 22,616.43	\$ -	\$ -	\$ -	\$ 22,616.43
T095	FLORIDA COASTAL CORP	\$ -	\$ -	\$ -	\$ 250.00	\$ 250.00
A429	GAC SHIPPING (USA) INC	\$ 36,923.24	\$ -	\$ -	\$ 60.23	\$ 36,983.47
S043	GLOBAL DISTRIBUTION INC	\$ 32.00	\$ -	\$ -	\$ -	\$ 32.00
A264	GULF MARINE REPAIR INC	\$ 3,390.35	\$ 66.75	\$ -	\$ -	\$ 3,457.10
C052	HAPPY'S PRODUCE	\$ -	\$ -	\$ -	\$ 250.00	\$ 250.00
A116	HENDRY CORPORATION	\$ -	\$ 44.25	\$ 532.50	\$ -	\$ 576.75
M001	HILLSBOROUGH COUNTY BOARD OF COUNTY COMMISSIONERS	\$ 150,000.00	\$ -	\$ -	\$ -	\$ 150,000.00
A306	INCHCAPE SHIPPING SERVICES	\$ 26,753.83	\$ -	\$ -	\$ -	\$ 26,753.83
A040	INTERNATIONAL SHIP MANAGEMENT & AGENCY SERVICES	\$ 828.00	\$ -	\$ -	\$ -	\$ 828.00
A078	INTERNATIONAL SHIP REPAIR	\$ 340.00	\$ -	\$ -	\$ -	\$ 340.00
S021	J W WATSON TRUCKING INC	\$ 200.00	\$ -	\$ -	\$ -	\$ 200.00
B151	KATHY'S AIRPORT SERVICE INC	\$ -	\$ -	\$ -	\$ 290.00	\$ 290.00
A350	KIMMINS CONTRACTING	\$ 180.00	\$ -	\$ -	\$ -	\$ 180.00
D036	KINDER MORGAN BULK	\$ 60.00	\$ -	\$ -	\$ -	\$ 60.00
T116	KINDER MORGAN BULK/TBS	\$ 1,309.01	\$ -	\$ -	\$ -	\$ 1,309.01
B170	KINGDOM TRANSPORTATION LLC	\$ -	\$ -	\$ -	\$ 260.00	\$ 260.00
B162	KINGS EXECUTIVE LIMO & CAR SERVICE	\$ -	\$ -	\$ -	\$ 50.00	\$ 50.00
A346	KIRBY CORPORATION	\$ 102.75	\$ -	\$ -	\$ -	\$ 102.75
A010	KIRBY INLAND MARINE, LP	\$ 21,824.45	\$ -	\$ -	\$ -	\$ 21,824.45
A003	KIRBY OFFSHORE MARINE	\$ 1,172.25	\$ 3,152.71	\$ -	\$ -	\$ 4,324.96
A248	LA CARRIERS, INC	\$ 52.50	\$ 348.75	\$ -	\$ -	\$ 401.25
T115	LEHIGH PORTLAND CEMENT	\$ -	\$ 107,856.00	\$ -	\$ -	\$ 107,856.00
T148	LIBERTY TERMINALS LLC	\$ -	\$ -	\$ -	\$ 750.00	\$ 750.00
Q004	M G MAHER & COMPANY	\$ 406.87	\$ -	\$ 1,315.14	\$ -	\$ 1,722.01
V107	MAINSAIL SUITES HOTEL	\$ -	\$ -	\$ -	\$ 250.00	\$ 250.00
A360	MARTIN GAS MARINE	\$ 10,123.96	\$ -	\$ -	\$ -	\$ 10,123.96
T135	MARTIN MARIETTA AGGREGATES	\$ 42,611.93	\$ -	\$ -	\$ -	\$ 42,611.93
T134	MARTIN OPERATING PARTNERSHIP	\$ 20,146.61	\$ 9,567.44	\$ -	\$ 273.54	\$ 29,987.59
Q216	MARUBENI-ITOCHU	\$ 95.91	\$ 6,394.23	\$ -	\$ -	\$ 6,490.14

TAMPA PORT AUTHORITY
Monthly Aged Receivables Report
as of October 31, 2013

Customer Number	Customer Name	Current	31 - 60 Days	61 - 90 Days	91 & Over	Customer Balance
D044	MCROBERTS PROTECTIVE AGENCY	\$ 40.00	\$ -	\$ -	\$ -	\$ 40.00
T199	MEDITERRANEAN SHIPPING CO./CHARLESTON	\$ 12,492.76	\$ 20,164.28	\$ 8,578.36	\$ -	\$ 41,235.40
Q070	METAL ONE AMERICA	\$ 6,108.56	\$ -	\$ -	\$ -	\$ 6,108.56
M025	MILLENIUM MANAGEMENT GROUP, INC.	\$ -	\$ 1,421.09	\$ -	\$ -	\$ 1,421.09
A053	MORAN TOWING CORPORATION	\$ 10,139.21	\$ -	\$ -	\$ -	\$ 10,139.21
A430	MORAN-GULF SHIPPING AGENCIES	\$ 30,979.08	\$ -	\$ -	\$ -	\$ 30,979.08
V099	MORENO MARITIME CONSULTANTS	\$ -	\$ -	\$ -	\$ 250.00	\$ 250.00
D050	NEXLUBE TAMPA, LLC	\$ 60.00	\$ -	\$ -	\$ -	\$ 60.00
A486	NORTH AMERICAN GENERAL AGENTS	\$ 6,078.39	\$ -	\$ -	\$ -	\$ 6,078.39
A071	NORTON LILLY INTERNATIONAL	\$ 2,455.26	\$ -	\$ -	\$ -	\$ 2,455.26
A439	NOVA INTERNATIONAL SHIPPING	\$ 18,777.56	\$ -	\$ -	\$ -	\$ 18,777.56
A211	NSA AGENCIES, INC	\$ -	\$ -	\$ -	\$ 250.00	\$ 250.00
A464	NYK LINE (NA) INC.	\$ 10,038.92	\$ 85.78	\$ 2,711.29	\$ 3,007.41	\$ 15,843.40
T150	ONESTEEL RECYCLING INC	\$ 72,631.59	\$ -	\$ -	\$ -	\$ 72,631.59
A341	ORION MARINE CONSTRUCTION	\$ 236.25	\$ 120.00	\$ -	\$ -	\$ 356.25
A069	OSG AMERICA INC	\$ 472.01	\$ 537.00	\$ -	\$ -	\$ 1,009.01
A516	PALMETTO BEACH LINEHANDLERS	\$ -	\$ -	\$ -	\$ 250.00	\$ 250.00
T064	PASCO TERMINALS INC	\$ 5,112.74	\$ -	\$ -	\$ -	\$ 5,112.74
T006	PORTS AMERICA	\$ 4,213.74	\$ 2,250.21	\$ -	\$ -	\$ 6,463.95
T182	PORTS AMERICA	\$ 248.57	\$ 16,571.17	\$ -	\$ 1,294.70	\$ 18,114.44
B206	PRESIDENT LIMOUSINE AND SEDAN SVC	\$ -	\$ -	\$ -	\$ 30.00	\$ 30.00
Q332	PRIME CHARTER USA, INC.	\$ 1,022.52	\$ -	\$ -	\$ -	\$ 1,022.52
B176	PROMENADE LIMOUSINE & COACHWORKS, INC.	\$ -	\$ -	\$ -	\$ 20.00	\$ 20.00
A064	SAVAGE & SON, AR	\$ 120,885.87	\$ -	\$ -	\$ -	\$ 120,885.87
A065	SEA & LAND SHIPPING	\$ 28,352.07	\$ -	\$ -	\$ -	\$ 28,352.07
V083	SEABULK TOWING INC	\$ -	\$ -	\$ -	\$ 250.00	\$ 250.00
Q195	SELF INDUSTRIES	\$ 713.11	\$ -	\$ -	\$ -	\$ 713.11
T192	SEPARATION TECHNOLOGIES LLC	\$ -	\$ -	\$ -	\$ 500.00	\$ 500.00
A417	SULPHUR CARRIERS	\$ 4,857.48	\$ -	\$ -	\$ -	\$ 4,857.48
M059	Tampa Bay Partnership	\$ -	\$ 3,000.00	\$ -	\$ -	\$ 3,000.00
M060	Tampa International Airport	\$ -	\$ 3,000.00	\$ -	\$ -	\$ 3,000.00
T137	TAMPA JUICE SERVICE INC	\$ 1,121.91	\$ -	\$ -	\$ -	\$ 1,121.91
B189	TAMPA METRO TRANSPORT	\$ -	\$ -	\$ -	\$ 270.00	\$ 270.00

TAMPA PORT AUTHORITY
Monthly Aged Receivables Report
as of October 31, 2013

Customer Number	Customer Name	Current	31 - 60 Days	61 - 90 Days	91 & Over	Customer Balance
T173	TARMAC AMERICA TITAN	\$ 25,367.53	\$ -	\$ -	\$ -	\$ 25,367.53
Q334	Tata Steel International	\$ 41.40	\$ -	\$ -	\$ -	\$ 41.40
T193	TITAN METAL SERVICE, INC.	\$ 2,888.15	\$ -	\$ -	\$ -	\$ 2,888.15
A251	TRADEMARK METALS RECYCLING LLC	\$ 952.16	\$ 43,729.64	\$ 406.34	\$ -	\$ 45,088.14
T197	TRANSFLO TERMINAL SERVICES, INC.	\$ 134,465.13	\$ -	\$ -	\$ -	\$ 134,465.13
T020	TRANSMONTAIGNE INC	\$ 53,761.65	\$ 11,714.73	\$ -	\$ 14,273.83	\$ 79,750.21
T139	TROPICAL SHIPPING	\$ -	\$ -	\$ -	\$ 250.00	\$ 250.00
A034	UNITED OCEAN SHIPPING (TECO)	\$ 4,130.25	\$ -	\$ -	\$ -	\$ 4,130.25
M034	USA PARKING SYSTEM, INC.	\$ 200.00	\$ -	\$ -	\$ -	\$ 200.00
Q220	VA INTERTRADING	\$ -	\$ -	\$ -	\$ 30.00	\$ 30.00
A465	VALLS SHIPPING COMPANY	\$ 61,020.60	\$ 32,275.26	\$ -	\$ 250.00	\$ 93,545.86
B101	VIP TAXI /DBA/ A-1 TAXI	\$ -	\$ -	\$ -	\$ 340.00	\$ 340.00
B010	YELLOW CAB COMPANY OF TAMPA INC	\$ -	\$ 37.50	\$ -	\$ -	\$ 37.50
T171	ZIM ISRAELI NAVIGATION COMPANY	\$ 97,432.00	\$ 63,272.50	\$ -	\$ -	\$ 160,704.50
Subtotal Port Usage Fees		\$ 1,696,976.83	\$ 561,740.71	\$ 13,944.42	\$ 27,717.70	\$ 2,300,379.66

Lease Charges:

L045	AMALIE OIL	\$ 769.23	\$ -	\$ -	\$ -	\$ 769.23
L225	CHANNELSIDE BAY MALL LLC	\$ 47,136.92	\$ 47,136.92	\$ -	\$ -	\$ 94,273.84
L044	DIVERSIFIED MARINE TECH	\$ 78.99	\$ -	\$ -	\$ -	\$ 78.99
L257	ECOVENTURE NEWPORT MARINA LLC	\$ 40,748.68	\$ -	\$ -	\$ -	\$ 40,748.68
L124	GULF MARINE REPAIR INC	\$ 26,617.15	\$ -	\$ -	\$ -	\$ 26,617.15
L103	INTERNATIONAL SHIP REPAIR	\$ 163.26	\$ -	\$ -	\$ -	\$ 163.26
L019	KLOECKNER METAL CORPORATION	\$ 20,676.06	\$ -	\$ -	\$ -	\$ 20,676.06
L039	MURPHY OIL USA INC	\$ 21,857.51	\$ -	\$ -	\$ -	\$ 21,857.51
L209	ONESTEEL RECYCLING INC	\$ 905.47	\$ -	\$ -	\$ -	\$ 905.47
L289	PROPELLER CLUB OF UNITED STATES	\$ 321.00	\$ -	\$ -	\$ -	\$ 321.00
L138	SHRIMP SVC DOCK ASSOCIATION	\$ 8.00	\$ -	\$ -	\$ -	\$ 8.00
L235	STARSHIP CRUISE LINE	\$ 82.43	\$ -	\$ -	\$ -	\$ 82.43
L064	SUPERIOR SEAFOODS INC	\$ 61.60	\$ -	\$ -	\$ -	\$ 61.60
L301	TAMPA BAY INTERNL TERMINALS	\$ 9,000.00	\$ -	\$ -	\$ -	\$ 9,000.00

TAMPA PORT AUTHORITY
Monthly Aged Receivables Report
as of October 31, 2013

Customer Number	Customer Name	Current	31 - 60 Days	61 - 90 Days	91 & Over	Customer Balance
L055	TAMPA PORT MINISTRIES	\$ 378.42	\$ 378.42	\$ -	\$ 378.42	\$ 1,135.26
L239	TARMAC AMERICA	\$ -	\$ 492.06	\$ -	\$ -	\$ 492.06
L078	TRANSMONTAIGNE TERMINALING INC	\$ 30.62	\$ 20.71	\$ -	\$ -	\$ 51.33
L187	TROPICAL SHIPPING	\$ 882.87	\$ -	\$ -	\$ -	\$ 882.87
L282	UNIVERSITY OF SOUTH FLORIDA	\$ -	\$ 400.00	\$ -	\$ -	\$ 400.00
L079	VERSAGGI SHRIMP COMPANY	\$ 110.95	\$ 65.87	\$ -	\$ -	\$ 176.82
L191	VIPER VENTURE	\$ 101.12	\$ 6,741.58	\$ -	\$ -	\$ 6,842.70
L146	VULCAN MATERIALS	\$ 116,750.55	\$ -	\$ -	\$ -	\$ 116,750.55
L222	WORLD TRADE ASSOCIATION OF TAMPA BAY, INC.	\$ 374.50	\$ 2,247.00	\$ -	\$ -	\$ 2,621.50
L100	YARA NORTH AMERICA	\$ 133.02	\$ -	\$ -	\$ -	\$ 133.02
Subtotal Lease Charges		\$ 287,188.35	\$ 57,482.56	\$ -	\$ 378.42	\$ 345,049.33

54

Accounts in Litigation/Renegotiation/Bankruptcy

L219	AMERICAN VICTORY SHIP MEMORIAL MUSEUM	\$ -	\$ -	\$ -	\$ 1,725.00	\$ 1,725.00
L279	ANDINO CEMENT USA, LLC	\$ -	\$ -	\$ -	\$ 99,973.04	\$ 99,973.04
Q205	ASSURANCE FORENINGEN SKULD(GJENSIDIG)	\$ -	\$ -	\$ -	\$ 19,682.93	\$ 19,682.93
Q226	MEGA FERTILIZER AND FEED, LLC.	\$ -	\$ -	\$ -	\$ 2,602.58	\$ 2,602.58
T011	MURPHY OIL USA INC	\$ 236,811.74	\$ -	\$ -	\$ 2,564.49	\$ 239,376.23
Subtotal Accounts in Litigation/Renegotiation/Bankruptcy		\$ 236,811.74	\$ -	\$ -	\$ 126,548.04	\$ 363,359.78

Total Monthly Aged Receivables as of October 31, 2013

\$ 2,220,976.92 \$ 619,223.27 \$ 13,944.42 \$ 154,644.16 \$ 3,008,788.77

TAMPA PORT AUTHORITY
MONTHLY CONTRACT STATUS REPORT
OCTOBER 31, 2013

Project	Contractor	Financial Record #	Original Bd App Date	Including Amendments	Costs Incurred to Date	Percent Complete
OPERATING AND NON-CAPITAL CONTRACTS:						
Federal Government Relations Consultants	Alcade & Fay	11-10	09/21/10	\$ 272,000	\$ 264,208	97%
Financial Advisory Services	Public Financial Management	11-16	08/17/10	\$ 150,000	\$ 91,636	61%
Parking Facilities Operations	USA System Parking	12-12	05/15/12	\$ 1,620,499	\$ 1,002,106	62%
Parking Facilities Operations (renewal 9/1/13-8/31/14)	USA System Parking	12-12	07/16/13	\$ 1,324,273	\$ 153,925	12%
Landscape Maintenance	Ed's Lawn & Landscaping, Inc.	12-13	07/17/12	\$ 73,900	\$ 5,947	8%
Grounds Maintenance	Great Bay Landscape	12-14	08/21/12	\$ 149,400	\$ 12,450	8%
Financial Audit & Related Areas	Cherry, Bekaert & Holland	12-15	07/17/12	\$ 87,750	\$ -	0%
Insurance Broker Services	Hugh Wood (year 2)	12-17	07/16/13	\$ 52,000	\$ 13,000	25%
Copier Leases (7 copiers)	Ricoh Americas Corporation	12-18	07/17/12	\$ 72,000	\$ 5,124	7%
Annual Maintenance & License - Great Plains	Tribridge (year 2)	12-19	09/18/12	\$ 55,000	\$ 49,571	90%
PARCS Parking Access Revenue Control System Maintenance	Scheidt & Bachmann USA (year 2)	12-22	07/16/13	\$ 47,250	\$ 6,838	14%
Janitorial Services	Performance Cleaning Service	13-05	10/16/12	\$ 220,000	\$ 167,732	76%
Renaissance Planning Group	General Planning Services	13-06	10/16/12	\$ 400,000	\$ 57,776	14%
State Legislative Services	Bryant Miller Olive	13-07	12/18/12	\$ 25,000	\$ 25,000	100%
Security Guard Services	AlliedBarton	13-08	12/18/12	\$ 1,370,728	\$ 1,023,317	75%
Maintain TPA Cameras and Access Control	GSA	13-09	12/18/12	\$ 192,318	\$ 192,318	100%
Law Enforcement Services	BOCC / HCSO	13-10	01/15/13	\$ 1,900,708	\$ 102,416	5%
Online Data Service Backup	Venyy Solutions, Inc.	13-13	05/21/13	\$ 50,000	\$ 7,320	15%
License & Support for Document Management System (eDocs)	OpenText Corporation	13-14	05/21/13	\$ 50,000	\$ 24,709	49%
SBE Uniformed Security Guard Service	Martinez & Company	13-15	05/21/13	\$ 150,000	\$ 15,594	10%
2014 Tampa Steel Conference	Tampa Marriott Waterside	13-16	06/18/13	\$ 89,045	\$ -	0%
Insurance Consultants	Interisk	13-24	07/16/13	\$ 75,000	\$ 24,503	33%
NetApp Network Storage System Maintenance	Softchoice Corporation	13-25	10/16/13	\$ 23,000	\$ 21,024	91%
Elevator/Escalator Maintenance & Repair Services	ThyssenKrupp Elevator	13-26	08/20/13	\$ 137,000	\$ 5,900	4%
REK Pollution Policy (Ironshore Indemnity)	Hugh Wood, Inc	13-27	08/20/13	\$ 100,540	\$ 100,540	100%
Employee Dental Plan	Direct Assignment Benefit Plans	14-03	09/17/13	\$ 80,000	\$ -	0%
State Legislative Services	Advocacy Group at Cardenas Partners	14-05	08/20/13	\$ 60,000	\$ -	0%
State Legislative Services	Ballard Partners	14-06	08/20/13	\$ 60,000	\$ -	0%
Workers Compensation Insurance	PGIT (Preferred Governmental Insurance Trust)	14-07	09/17/13	\$ 80,886	\$ -	0%
Janitorial Services	ASK Solutions; All Southern Cleaning	14-08	10/15/13	\$ 254,671	\$ -	0%
Federal Government Relations Consultant	Alcalde & Fay	14-10	09/17/13	\$ 90,000	\$ -	0%
Financial Advisory Service	Public Financial Management	14-16	08/20/13	\$ 60,000	\$ -	0%
				\$ 9,372,968	\$ 3,372,954	
CONTINUING ANNUAL CONTRACTS:						
Container Terminal Facilities Development Consultant	Moffatt & Nichol	09-06	11/18/08	\$ 1,000,000	\$ 999,105	100%
Professional Service Contracts	Various	10-10	09/15/09	\$ 2,250,000	\$ 1,800,774	80%
Continuing Repair / Improvements Contracts	Various	10-11	09/15/09	\$ 2,200,000	\$ 895,391	41%
Continuing Repair / Improvements Contracts	Various	11-01	09/21/10	\$ 2,200,000	\$ 804,839	37%
Professional Service Contracts	Various	11-02	09/21/10	\$ 2,050,000	\$ 1,868,533	91%
Continuing Repair / Improvements Contracts	Various	12-01	09/20/11	\$ 2,200,000	\$ 1,522,499	69%
Professional Service Contracts	Various	12-02	09/20/11	\$ 2,050,000	\$ 1,866,879	91%

TAMPA PORT AUTHORITY

MONTHLY CONTRACT STATUS REPORT

OCTOBER 31, 2013

Project	Contractor	Financial Record #	Original Bd App Date	Including Amendments	Costs Incurred to Date	Percent Complete
Continuing Repair / Improvements Contracts	Various	13-01	09/18/12	\$ 1,760,000	\$ 741,459	42%
Professional Service Contracts	Various	13-02	09/18/12	\$ 2,390,000	\$ 895,052	37%
Wi-Fi Private Line Service	Level 3 Communications	13-21	07/16/13	\$ 40,000	\$ -	0%
Disaster Recovery services	Belfor USA Group	13-22	07/16/13	\$ 50,000	\$ -	0%
Cloud computing purchase & implementation	Tribridge Holdings, LLC	13-23	07/16/13	\$ 80,000	\$ -	0%
Continuing Repair / Improvements Contracts	Various	14-01	09/17/13	\$ 1,850,000	\$ -	0%
Professional Service Contracts	Various	14-02	09/17/13	\$ 3,330,000	\$ 14,910	0%
				<u>\$ 23,450,000</u>	<u>\$ 11,409,441</u>	
CONSTRUCTION AND CAPITAL CONTRACTS:						
Final Closeout/Pmt Ybor Turning Basin	US Army Corps of Engineers	04-40	09/21/04	\$ 1,826,482	\$ 558,597	31%
Feasibility Study Cost Sharing Agreement	Department of the Army - ACOE	05-16	03/15/05	\$ 2,000,000	\$ 1,357,557	68%
Ph 2 - Amend 1 -4 (Container Term Facility)	Batson-Cook	09-13	03/17/09	\$ 22,430,881	\$ 22,206,264	99%
ERP Phase III & Support	Tribridge, Inc	11-03	11/16/10	\$ 273,000	\$ 237,572	87%
Rail Crossing Improvements	CSX	11-06	06/15/10	\$ 450,000	\$ 342,551	76%
Channelside Parking Garage LED Lighting	Himes Electrical	11-12	04/19/11	\$ 643,448	\$ 582,167	90%
Professional Engineering Services - Petroleum Facilities	CH2M Hill	11-13	12/21/10	\$ 2,557,020	\$ 2,305,634	90%
Port Redwing Off-Site Mitigation	Keystone Excavators	11-14	04/19/11	\$ 983,081	\$ 939,847	96%
TPA Container Expansion Phase 4B- IERT	Batson-Cook	12-03	09/20/11	\$ 10,941,673	\$ 10,924,141	100%
Navigational Improvements / Unit Price Dredging	Orion Dredging	12-04	07/19/11	\$ 8,329,870	\$ 8,295,069	100%
Eastport B151/152 Mitigation	Tampa Bay Construction	12-08	10/18/11	\$ 2,907,632	\$ 2,885,579	99%
Petroleum Facilities Improvements -CMS	Balfour Beatty/Batson Cook	12-09	05/15/12	\$ 46,352,357	\$ 27,311,542	59%
Cruise Terminal 2 & 3 Security Improvements	Tampa Bay Marine	12-10	05/15/12	\$ 176,259	\$ 150,803	86%
Spoil Island 3D Control Discharge Structures	Orion Dredging	12-11	08/21/12	\$ 1,709,509	\$ 1,293,070	76%
Economic Analysis Services	Martin & Associates	12-16	09/18/12	\$ 150,000	\$ 88,681	59%
Disaster Recovery Trailers and Equipment	Texas Trailers	12-21	07/17/12	\$ 30,818	\$ 30,008	97%
Navigational Improvements / Unit Price Dredging	Orion Dredging	13-04	09/18/12	\$ 4,500,000	\$ 1,798,699	40%
Pendola Point Reclaimed Water and Force Main Service	TB Landmark Construction	13-11	12/18/12	\$ 2,600,000	\$ 2,348,624	90%
Eastport B151/152 Phase 2 Fill Project	JVS Contracting Inc	13-12	12/18/12	\$ 1,800,000	\$ 1,194,408	66%
Digital Signing System for Cruise Terminal Three	Audio Visual Innovations (AVI-SPL)	13-17	06/18/13	\$ 49,950	\$ 15,850	32%
Cruise Terminal 6 Customs & Border Protection	Nelco & Customs and Border Protection	13-19	06/18/13	\$ 956,000	\$ 105,660	11%
Railroad Construction and Improvements	Gonzalez & Sons Equipment	13-20	06/18/13	\$ 1,347,000	\$ 379,596	28%
Construction of Equipment Storage Bldg	Kincart Construction Company	13-32	09/17/13	\$ 555,814	\$ -	0%
Improvements to Warehouse Bld # 229	Eveland Brothers, Inc.	13-33	09/17/13	\$ 363,180	\$ -	0%
Construction of Pendola Point Security Bldg	Kincart Construction Company	13-34	09/17/13	\$ 376,047	\$ -	0%
Navigational Improvements / Unit Price Dredging	Orion Dredging	14-04	08/20/13	\$ 3,500,000	\$ -	0%
				<u>\$ 117,810,021</u>	<u>\$ 85,351,919</u>	
				<u>\$ 150,632,989</u>	<u>\$ 100,134,314</u>	

PERMIT REPORT
10/1/2013– 10/31/2013

PERMITS ISSUED

13-001	Tampa Sailing Squadron	Construct Observational dock/non-covered floating dock/non-covered fixed dock/Apollo Beach Canal/Apollo Beach
13-011	Hess Corporation	Remove/replace breasting dolphins/Ybor Channel/Tampa

REVISIONS

--	--	--

VIOLATIONS

--	--	--

*Indicates that permit was issued After-The-Fact

PENDING APPLICATIONS SUMMARY

Permit #	Appl. Received	Minor/Standard	Applicant	Proposed Work
10-016	10/22/2010	S	Tampa Yacht & Country Club	Demolish/Construct new expanded marina
13-003 (R1)	6/25/2013	M	Jian Lu	Single-family dock with non-covered boatlift (revised alignment)
13-006	3/12/2013	S	MacDill AFB	Remove/Replace marina & boat ramp docks
13-008	6/4/2013	M	National Audubon/Mosaic Fertilizer LLC/TPA	Shoreline restoration-Wave Attenuation Device (WADs)/oyster reef
13-012	9/18/13	S	Hillsborough County/TPA	Apollo Beach Nature Park shoreline stabilization
13-013	9/20/13	M	NOAA/TetraTech	Oyster Reef Creation @ 2-D Island
11-015 (R1)	9/11/13	S	TPA/SFWMD SWIM (Agent CH2MHILL)	Add 81,000 cyds material into McKay Bay dredge hole for restoration
12-010 (R1)	9/11/13	S	TPA/SFWMD SWIM (Agent CH2MHILL)	Add 81,000 cyds material into McKay Bay dredge hole for restoration

Board Meeting/November 18, 2013
Environmental Department/ #182524 v1

EXPENDITURES
Between \$50,000 - \$100,000
10/1/2013 – 10/31/2013

COMPANY	DESCRIPTION	AMOUNT	FUNDING	ADDITIONAL INFORMATION
Florida Aquarium	Agreement	\$60,000	Included in approved FY 14 Operating Budget	Agreement for Boat Tours 2013 – 2014
FL Ports Council (FPC)	Annual Dues	\$73,500	Included in approved FY 14 Operating Budget.	FL Seaports pay annual membership dues based on the revenues of each port. FPC recently revised its overall fee structure which resulted in higher annual base dues, but which will reduce the administrative fee charged by FPC for the various grants received by the Port of Tampa through FDOT.
				58

F. EXECUTIVE DIRECTOR REPORT

G. PRESENTATIONS

**MASTER PLAN FOR TPA LANDS WITHIN THE
CHANNEL DISTRICT**

**H. NEW BUSINESS/COMMISSIONERS'
COMMENTS**

**PORT PRESIDENT / CEO ANNUAL
PERFORMANCE EVALUATION**

I. FUTURE PROPOSED PROJECTS

TAMPA PORT AUTHORITY LIST OF FUTURE PROPOSED PROJECTS

UPDATED 11/04/13

Project Name	Current Contractor	Estimated Proposal Release	Estimated Board Approval
Port Siren Warning System Improvements <i>(fka Toxic Inhalation Hazard Alert System)</i>	New ITB	November 2013	December 2013
General Engineering Consultant Services	Halcrow Jacobs Engineering Moffatt & Nichol	November 2013	January 2014
Eastport Development - Design / Build	New RFQ	November 2013	January 2014

Recently added projects are reflected in **bold**.

J. CALENDAR OF EVENTS

- **STATE OF THE PORT, JANUARY 8, 2014**
- **SHIFTING INTERNATIONAL TRADE ROUTES CONFERENCE, JANUARY 23-24, 2014**

K. DATE OF NEXT MEETING

TUESDAY, DECEMBER 17, 2013 – 9:30 AM

L. ADJOURNMENT