Huntley Community School District 158 – Board of Education

Working Agenda

Date: Thursday, February 2, 2023
Meeting: Committee of the Whole with Closed Session
Time: 6:00 PM
Location: District Office
650 Dr. John Burkey Drive
Algonquin, IL 60102

Mission Statement: Our learning community will inspire, challenge and empower all students always.
Board of Education Members: President, Mr. Anthony Quagliano; Vice President, Mr. Kevin Gentry; Secretary, Mr. Paul Troy; Mr. William Geheren; Mrs. Melissa Maiorino; Mr. Sean Cratty; Mr. Jonathan Dailey.

Agenda

All times are approximate. D=Discussion, R=Report, A=Action

1. **Call to Order / Roll Call (A)** (Mr. Quagliano)
Call to Order the Committee of the Whole meeting for Thursday, February 2, 2023 at __ p.m.
A quorum must be met.
Roll Call: Ayes / Absent / Motion ____
Members: Mr. Cratty, Mr. Geheren, Mr. Gentry, Mr. Quagliano, Mr. Troy, Mrs. Maiorino, Mr. Dailey
2. **Pledge of Allegiance** (Mr. Quagliano)
The following students from ECC will lead us in the Pledge:Leo Borcz, Riley Doyle, Luke Hall, Peyton Podgorny, Riley Korabik, Wyatt Korabik and Natalie Shawil

3. **Student Recognition:**
The following students will be recognized by the Board of Education. David Sommer, ***Band Clarinet***, Frank Scarpelli, ***Compositions Track*** and Grace Lehman, ***Future Music Educator Seminar.***
The following students have qualified for **District *IX ILMEA***
Karsin Bader, Ava Burns, Sean Cavanaugh, Taylor Dulson, Ella Felz, Ainsley Robbins, David Sommer, Olivia Zak, Gino Clark, Sofija Graba, Katie Scaletta, and Bobby Zimmerman.

4. **Public Comment**
As per Policy 2:230, public comment can be made during this portion of the meeting. The members of the public and district employees may comment on or ask questions of the Board, subject to reasonable constraints.
5. **Revision and Adoption of the Agenda (A)** (Mr. Quagliano)
Motion to adopt the agenda as presented or with changes.
Voice Call: Ayes / Nays / Motion _____
Recommendation: Seeking approval of the agenda.__
6. **Curriculum & Instruction (C&I) Committee** (Mr. Geheren-chair, Mr. Gentry, Mr. Troy)
   1. **Summer Learning Programming 2023 (R)** (Dr. del Castillo,Dr. MacCrindle and Dr. Zwemke) **3**
   Updates and plans for the summer learning program for **Summer 2023** will be presented.
   Recommendation: For informational purposes only.
   2. **Middle School Programming: AVID and AVID Excel** (A) (Dr. Zwemke) **11**
   Seeking approval as presented for AVID and AVID Excel programs at the middle school level and the approval of the AVID Contract.
   Recommendation: Seeking approval as presented.

7. **Finance Committee** (Mr. Quagliano-chair, Mr. Gentry, Mr. Cratty)
   1. **Payables (A)** (Mr. Altmayer) **30**
   The Finance Committee is submitting the purchase orders at $3,708,073.63; imprest checks at $119,132.98; accounts payable at $1,091.57; and disbursements issued at $4,224,635.12; for review and seeking approval to move forward.
   Recommendation: Seeking approval of the Board at their next Regular meeting.

2. **Monthly Fiscal Updates (R)** (Mr. Altmayer) **110**
Mr. Altmayer will provide the monthly fiscal updates and the Activity Fund Balance Report.
Recommendation: For informational purposes only.
3. **Revenue & Expenditures Report (R)** (Mr. Altmayer) **120**
Monthly report for review and comment.
Recommendation: For informational purposes only.
4. **Revenue Contract (A)** (Mr. Altmayer) **174**
Mr. Altmayer will seek approval of the fundraising contracts as presented.
Recommendation: Seeking approval of the Board at their next regular meeting.

8. **Building and Grounds (B&G) Committee** (Mr. Troy-chair, Mr. Quagliano, Mr. Cratty)
1. **O&M Updates (R)** (Mr. Renkosik) **179**
Mr. Renkosik will report on O&M project updates.
Recommendation: For informational purposes only.
2. **D158 O&M Annual Report (R)** (Mr. Renkosik) **180**
Mr. Renkosik will provide the **O&M Department Annual Report.**
Recommendation: For informational purposes only.

9. **Legislation Committee** (Mr. Cratty-chair, Mrs. Maiorino)
1. **Legislation Updates (R)**
Legislative updates will be given.

10. **Board of Education** (Mr. Quagliano)
1. **Minutes** (A) **199**
The following minutes have been prepared for the BOE's approval.
Recommendation: Seeking approval of the Board at the next Regular Meeting.

11. **Closed Session / Roll Call (A)** (Mr. Quagliano)
Move to enter into Closed Session at __ p.m. as indicated in the Open Meetings Act and 5ILCS120/2c ford discussion of: (1) The appointment, employment, discipline, performance, or dismissal of specific employees or legal counsel; (2) Collective negotiating matters; (9) Student Disciplinary; (11) Litigation; (21) Discussion of minutes of meetings lawfully closed under this Act.
Roll Call: Ayes / Nays / Absent / Motion __

1. **Exit Closed Session / Voice Call (A)** (Mr. Quagliano)

12. **Resume in Public Session / Roll Call (A)** (Mr. Quagliano)
Resume the Committee of the Whole meeting at __ p.m.
Roll Call: Ayes / Absent / Motion _____

13. **Adjournment (A)** (Mr. Quagliano)
Motion to adjourn the meeting at __ p.m.
Voice Call: Ayes / Nays / Motion __

HUNTLEY
COMMUNITY SCHOOL DISTRICT 158

Huntley Community School District 158

650 Academic Drive
Algonquin, Illinois 60102
(847) 659-6158 • www.district158.org

Date: February 2, 2023
To: Board of Education
From: Dr. Rocio del Castillo, Dr. Amy MacCrindle, Dr. Bryan Zwemke
Cc: Dr. Scott Rowe, Superintendent
Subject: **Summer School Programming, Summer 2023**

Executive Summary

Huntley District 158 offers an engaging summer school experience for students at all levels needing learning support, and for high school students wishing to move ahead in their course sequences. The summer learning program for summer 2023 maintains some features of prior years, as programming in the past has been successful and continues to be in demand.

Program Features

The following program features from each level will be offered during summer school in 2023.

- Elementary School: Elementary Summer Bridge summer school program will include an in-person session in June, plus asynchronous continued learning support in July. In addition to this, the Summer Adventure independent self-paced exploration and Summer Reading Challenge independent remote reading program will continue to be offered. Additional details are included in the attachment.
- Middle School: Middle School programming will be revamped to include opportunities for students to focus on reading and math as well as participate in potential STEM based activities. Reading and math will follow a proficiency-based approach, allowing students to focus on the areas of their learning that need support, while avoiding redundancy. A multilingual focused summer programming will be provided to support EL students.
- High School: High School programming will continue to consist of both credit advancement courses and credit recovery courses. Credit recovery courses will be approached in a proficiency-based manner, with students assessed at the beginning of the course to determine their specific learning gaps so that they can focus on mastery of specific standards to move ahead in their learning and pass the course.
- ESY: ESY encompasses services for students with IEPS from ECC through LIGHT based upon their eligibility for ESY, which is determined by their IEP Teams. The goal for ESY is to engage students in learning tasks that will help them maintain previous growth on the goals included within their IEPs.

Key Logistics for Summer 2023

Summer school 2023 will include the following key logistics.

- Calendar: All of the Huntley 158 Summer Learning opportunities, will consist of four 4-day weeks, beginning after school is out and completing before the end of June. Secondary general education summer school will continue with an online second session during the month of July. The schedule will be modified for the Juneteenth and 4th of July federal holidays.

- Costs: For summer 2023, District 158 will charge $50 for Elementary, Middle School, and High School credit recovery summer programming, ESY will remain free of charge, and the High School Fee Structure is as follows for credit enhancement programming: $125/class semester, $175/class out of district, $250/ Driver Ed, $300/class out of district

Recommendation

This report is for information only.

District 158 Summer Learning Structure, Summer 2023

Purpose: The purpose of summer programming in District 158 is to meet students' needs for enrichment and for learning recovery during the summer months.

	Dates and Times	Fees	Location	Programming
Elementary Academic Programming Link to Details	Asynchronous options for all students beginning June 5 Summer Bridge June 5-June 29th Mon-Thursday 8:00-12:00 *Not in session June 19th*	$50	Leggee	Summer Adventure: Weekly independent and self-paced activities to extend the curriculum experienced during the school year, with a thematic focus on the 7 Natural Wonders of the World. 10 weeks, beginning June 5th Summer Bridge: Skills, tools, and strategies with a focus on literacy, math, and/or language support targeted towards invited students based on identified need. In-person learning beginning June 5-June 30th, Monday-Thursday. The next 6 weeks will include self-paced work with weekly virtual check-in opportunities. Summer Reading Challenge: An engaging and motivational campaign to challenge students to read all summer! This will be fully remote with motivation and accountability options built in.
ESY Link to Details	June 5 - 29th, 2023 Monday - Thursday 8:00-12:00 *Not in session June 19th*	No fee	Leggee HHS	As mandated through IDEA, we must provide Extended School Year (ESY) services for eligible students as a way to help them maintain skills learned throughout the regular school year. ESY encompasses services for students with IEPS from ECC through LIGHT based upon their eligibility for ESY, which is determined by their IEP Teams. The goal for ESY is to engage students in learning tasks that will help them maintain previous growth on the goals included within their IEPs .
Middle School Academic Programming Link to Details	Session 1: June 5 - June 29, 2023 Monday-Thursday 8:00-12:00 4 day per week	$50	HHS In person sessions	Literacy and Math Middle school programming will focus on learning recovery and will be conducted in a proficiency-based manner, with students focused on the standards and skills that they have not mastered from the grade level. Learning will occur in-person. When students have demonstrated proficiency in the identified standards, they will move on in their learning or complete their summer school experience. Throughout this time, students will have the opportunity to also participate in hands-on, problem-solving activities that promote authentic development in creativity, confidence and STEM interest through an Interdisciplinary approach. Middle School: Multilingual Summer Bridge Program Middle school programming will focus on English Language Development and community building through engaging and fun lessons that will address all four domains of language (reading, writing, listening, and speaking). Emergent multilingual learners will have the opportunity to expand their academic vocabulary, understanding of language, and further develop skills that incorporate language to accelerate college and career readiness.
Jump Start to Middle School	TBD 9:00 - 11:00 am	No fee	MMS HMS	Jump Start is a program that helps our incoming 6th grade students get to know our building while participating in fun activities. Students will learn their daily schedule, practice opening their locker, meet some of their teachers, make some new friends, and better understand a typical day as an HMS student.

High School Academic Programming **Link to Details**	Session 1: June 5 - June 29, 2023 Monday-Thursday 8:00-12:00 Session 2: July 3- July 27, 2023 Online Courses	Credit Enhancement Programming $125/class semester $175/class out of district $250/ Driver Ed $300/class out of district Recovery Programming No fee	HHS In person sessions and Online session	Credit Enhancement Programming: Classes will be offered based on need and student interest. It is anticipated that several courses will be offered online, pending student registration and staff availability. Recovery Programming: A full credit recovery program will be offered. Students will approach their academic program based on demonstrating proficiency, in order to allow them to focus on the skills and knowledge that are needed for recovery to pass each course.

Elementary Summer Programming

2023

Purpose

Huntley District 158 elementary summer programming's goal is to provide students with a menu of opportunities to engage in continuous learning, connect with students and staff, and minimize the summer slide. We invite all K-5 students to continue their learning with Huntley 158 this summer by selecting an opportunity that best fits them based on interest and need.

Summer Offerings

Huntley 158 K-5 Summer Adventure

Interested students are invited to go on an adventure with us this summer as we explore the 7 Wonders of the World!

Participate in independent self-paced activities based on skills you learned last year connected to reading, math, and specials.

There will be prizes for participation!

Huntley 158 K-5 SUMMER BRIDGE

Invited students will continue receiving Literacy, Math, Language, inquiry, and social emotional learning supports with Huntley 158 staff throughout the summer.

The first 4 weeks of summer will include in person support, June 5th - June 29th, Mon-Thurs mornings from 8:00-12:00.

The remaining 6 weeks will consist of remote check-ins and monitored "on my own" work.

HUNTLEY 158 K-5 SUMMER READING CHALLENGE

Interested students are invited to participate in the summer reading challenge!

Participants will have the opportunity to partake in fun activities, challenges, and receive prizes throughout the summer.

Logistic Specifics

- **Communication and Enrollment:** Families will receive information and/or invitations about the Summer Offerings during the Spring of 2023. Enrollment will occur at that time.
- **Staffing:** 2-3 Teachers per grade monolingual and dual language depending on enrollment, 1 Aide per grade monolingual and dual language, MTSS Facilitator, 2 Inquiry Teachers, Summer School Administrator and Admin Assistant. Compensation per the HEA Collective Bargaining Agreement.
- **Fees:** There will be a $50 charge to families for the Elementary Summer Bridge Opportunities for invited students, with the Summer Adventure and Reading Challenge being free of charge to all students.

HUNTLEY Community School District 158

D158 Extended School Year

Extended School Year (ESY) Purpose

As mandated through IDEA, we must provide Extended School Year (ESY) services for eligible students as a way to help them maintain skills learned throughout the regular school year. Huntley District 158 ESY encompasses services for students with IEPS from ECC through LIGHT based upon their eligibility for ESY, which is determined by their IEP Teams. The goal for ESY is to engage students in learning tasks that will help them maintain previous growth on the goals included within their IEPs .

Specific Information

Scheduled Dates	**June 5th - June 29th (No school June 19th)** Monday - Thursday 8:00am - 12:00pm
Location	Elementary **- Leggee** Secondary **- Huntley High School**
Eligible Students	Students' eligibility for ESY is decided by their IEP Teams. Data is reviewed to assess students' regression of learned skills during extended breaks. Further, student ability to recoup learned skills following extended breaks is considered by the IEP Team when making eligibility decisions about ESY. Multiple sources of data are used by IEP Teams to determine students' eligibility for ESY, including progress monitoring data along with classroom grades, grade-level benchmarks, and standardized assessments.
Parent Communications	❏ A letter will be e-mailed to parents explaining the ESY Program along with registration information no later than March 1st and/or immediately following determination of eligibility for ESY by the IEP Team for meetings held after March 1st ❏ Follow up emails will be sent to parents who do not complete the registration forms
Registration Dates	Enrollment can begin as soon as parent letters, including registration information, go home, with a target date of March 31, 2023.
Staffing Needs	Staffing needs will be solidified as we determine student enrollment. Based on the needs of students, class sizes will need to remain comparable to those during the regular school year for self-contained classrooms. Generally, class sizes are limited to ten students. However, the severity of the student needs will determine class sizes with understanding that students with more significant needs will require smaller class sizes. Related service providers and paraprofessionals will be hired following similar guidelines. Hiring will occur based on the number of students who have registered with prioritization to match students with familiar teachers and related service providers.
Instructional Requirements	Learning will occur through in-person learning. All effort will be made to continue utilizing curriculum materials that are used throughout the regular school year specific to students' identified goals.
Program Resources	Technology ● Technology resources will be similar to tools currently being utilized and implemented based on student needs. (Google Meets / Zoom) Curriculum ● Instructional tools will be similar to tools currently being utilized and implemented based on student needs. ○ Unique Learning System, IXL, Mobymax, TeachTown, Oneder

Training Needs	❑ Professional learning will be provided for teachers, related service providers, and paraprofessionals based on needed classroom and student supports - Instructional Tools - Schedules - Attendance Guidelines - Health and Safety Guidelines - Crisis Response Protocols

Financial Considerations

Salary Compensation	Hearing Teacher Itinerants	Hourly Rate (Internal Candidates) $45.00 / Hour (External Candidates)
	Nurses	Hourly Rate (Internal Candidates) $28.00 / Hour (External Candidates) $45.00/Hour w/ School Nurse Endorsement
	Occupational Therapists	Hourly Rate (Internal Candidates) $45.00 / Hour (External Candidates)
	Paraprofessionals	Hourly Rate (Internal Candidates) $16.00/ Hour (External Candidates) *Additional Stipends Assigned (as appropriate):* ESY Stipend - $1.00/Hour 1:1 Stipend - $1.25/Hour SES/SNAP Stipend - $0.50/Hour Hygiene Stipend - $0.50/Hour
	Physical Therapists	Hourly Rate (Internal Candidates) $45.00 / Hour (External Candidates)
	Social Workers	$3240 / Session
	Speech-Language Pathologists	$3240 / Session
	Teachers	$3240 / Session
	Vision Teacher Itinerants	Hourly Rate (Internal Candidates) $45.00 / Hour (External Candidates)
Registration Fee	**None**	

MS and HS Summer School 2023

Purpose

Huntley District 158 secondary summer programming encompasses learning opportunities for students to recover learning, as well as to enhance and accelerate learning. The goal for summer programming is to engage, enhance, and empower each student to extend their learning in the areas of reading and math at the middle school level and provide "get ahead" and credit recovery options at the high school. Further a JumpStart program to middle school supports students' transition to each new school experience.

Specific Information

Dates and Times	**Summer School Sessions (In Person and Online Classes)** **Session 1: June 5 -June 29, 2023** *(June 19th closed for Juneteenth holiday)* **Session 2: July 3 - July 27 2023 (***July 3rd and 4th closed for holiday) (Online only courses and credit recovery programs online)* Asynchronous online learning provides student flexibility, based on course offerings. *Session two will be be offered only online
Student Participation	**Middle School Summer School** Summer school will be available to all students. The middle schools and the summer school administration will identify and invite students that are struggling in math and reading. This may include students who have struggled to maintain grades, students who have needed interventions, and students who have gaps in learning in specific areas. Parents will be provided with specific instructions to register. **Data Sources:** - Grade data - Star Assessment data - Teacher input/feedback **High School Summer School** The high school programming will be available to any student wishing to take a qualified "get ahead" course as long as they meet the course requirements. Credit recovery courses will be available to those students that are credit deficient.
Enrollment Dates	Summer School enrollment will begin in the spring of 2023. As continued student learning results are gathered in buildings, it is anticipated that individual student needs will continue to emerge throughout the spring semester, resulting in potential additional enrollment.
Hiring	- Hiring will be based on student enrollment and need.
Parent Communication	- An invitation will be e-mailed to parents explaining the summer program. - Students will register in late March-early April.
Staffing	**Summer School:** 1 teacher per course - **Typical High School Courses:** - US History - American Government - Consumer Ed/Personal Finance - Computer Programming - Drivers Ed - Credit Recovery

	- English Credit Recovery **Typical Middle School Courses:** - 6/7th Math - 8th Math - 6/7th Literacy - 8th Literacy - Multilingual Support
Instructional Model	**<u>Summer School: In Person Sessions and HS Online Session</u>** Students in the **in-person sessions** will master concepts and complete their credit throughout the summer school sessions. Students in the **online session** will engage in HHS online classes. Online classes are primarily asynchronous and flexible, with staff check-ins and support. **<u>Credit Recovery: In-Person High School Courses</u>** High School Credit Recovery is conducted in a proficiency-based manner. Students focus on standards and skills that they have not mastered from the relevant course. When students have demonstrated proficiency in the identified standards, they will move on in their learning or complete their summer school experience. **<u>Middle School: Literacy and Math (Tier II/Tier III Group)</u>** Middle school programming will focus on learning recovery and will be conducted in a proficiency-based manner, with students focused on the standards and skills that they have not mastered from the grade level. Learning will occur in-person. When students have demonstrated proficiency in the identified standards, they will move on in their learning or complete their summer school experience. Throughout this time, students will have the opportunity to also participate in hands-on, problem-solving activities that promote authentic development in creativity, confidence and STEM interest through an Interdisciplinary approach. **<u>Middle School: Multilingual Summer Bridge Program</u>** Middle school programming will focus on English Language Development and community building through engaging and fun lessons that will address all four domains of language (reading, writing, listening, and speaking). Emergent multilingual learners will have the opportunity to expand their academic vocabulary, understanding of language, and further develop skills that incorporate language to accelerate college and career readiness.
Additional Summer Programs	**<u>Middle School: JumpStart</u>** Jump Start is a program that helps our incoming 6th grade students get to know our building while participating in fun activities. Students will learn their daily schedule, practice opening their locker, meet some of their teachers, make some new friends, and better understand a typical day as an HMS student.
Fee	<u>Middle School</u> HS credit recovery classes and MS learning recovery classes **<u>HHS</u>** $125 for in district “get ahead” courses $250 for in district Driver Education classes

HUNTLEY
COMMUNITY SCHOOL DISTRICT 158

Huntley Community School District 158

650 Academic Drive
Algonquin, Illinois 60102
(847) 659-6158 • www.district158.org

Date: February 2, 2023
To: Board of Education
From: Bryan Zwemke, Ed.D, Assistant Superintendent of Learning and Innovation
Cc: Scott Rowe, Ed.D, Superintendent
Rocio del Castillo, Ed.D. Assistant Superintendent of Special Services
Subject: Middle School AVID and AVID Excel

Executive Summary

Both AVID and AVID Excel —Advancement Via Individual Determination—are programs that foster a safe and open culture, high expectations for teachers and students, and collaboration in all classrooms. It is a program that helps middle and high school students develop the skills they need to be successful in college, career and beyond. The program focuses on teaching students how to think critically, write effectively, and study efficiently. AVID also provides students with college and career readiness resources, such as college visits and mentoring. AVID is important to middle school students because it helps them develop the skills and knowledge they need to be successful in their educational journey. Students will understand the importance of education, goal-setting, and the opportunities that come with hard work and determination. AVID is fueled by relational capacity, high expectations, collaboration, inquiry, and layers on existing curriculum.

AVID is directly connected to college and career readiness because it is designed to help students develop the skills and knowledge they need to be successful life-long learners. The program focuses on teaching students how to think critically, write effectively, and study efficiently, which are all skills that are essential for success in college and in the workforce. Further the benefits of AVID and AVID Excel include but are not limited to:

- ☐ Students will be prepared for more rigorous coursework
- ☐ Students become leaders in all classrooms
- ☐ Students will have a strong family-like unit
- ☐ Students will build towards college and career readiness
- ☐ Teachers will utilize AVID resources and strategies

There are two programs that were reviewed and recommended. The AVID elective is for all students focusing on those with good attendance, involved in school, math skills on target, and good academic skills. The AVID Excel Elective will focus on long term English Language Learners. .
A three year timeline is recommended for both AVID programs and would require a dedicated staff member at each middle school.

650 Academic Drive
Algonquin, Illinois 60102
(847) 659-6158 • www.district158.org

The table below provides a summary.

AVID Program	Year One	Year Two	Year Three
AVID Elective	6	6-7	6-8
AVID Excel Elective	6-8	6-8	6-8

A review of the AVID program was conducted beginning in summer of 2022, and spanning the first semester of the 2022-2023 school year with an AVID Core team with site visits throughout the state of Illinois. Mike Kennedy will provide an overview of the review process, the outcomes, and recommendations for program adoption for the 2023-2024 school year at Heineman Middle School and Marlowe Middle School for AVID and AVID Excel programs.

Attached is a contract for associated expenses for AVID and AVID excel for a three period of time beginning in the Fall of 2023.

Recommendation
Seeking approval as presented for AVID and AVID Excel programs at the middle school level and the approval of the AVID contract.

Advancement via Individual Determination - AVID

HUNTLEY COMMUNITY SCHOOL DISTRICT 158

Committee of the Whole
February 2nd, 2023

AVID/AVID Excel

- The mission of AVID is to close the opportunity gap by preparing all students for college and career readiness and success in a global society.

- AVID statistics:
  - Started in 1980
  - Over 85,000 educators trained annually
  - Over 2 million students supported annually
  - In 2020-2021:
    - 65% of AVID students were low-income students
    - 94% of seniors met college readiness indicators
    - 87% of students made plans to attend postsecondary education

AVID/AVID Excel Research

- Professional Development - Summer Institute
- Site Visits - Woodstock, Elgin, Harvard, Oswego, Champaign (Virtual), Wheeling (Virtual)
- National Conference - Focus on implementation
- Meetings with our Regional Representative
- District Director and Regional Connect sessions

Local districts with AVID:

- Evanston, New Trier, St. Charles, Wheeling, Hampshire Crystal Lake, McHenry, Glenbard, Rolling Meadows, Downers Grove, Mundelein, Freeport

AVID®
Decades *of* College Dreams

AVID/AVID Excel Benefits

- Students will be prepared for more rigorous coursework
- Students become leaders in all classrooms
- Students will have a strong family-like unit
- Students will build towards college and career readiness
- Teachers will utilize AVID resources and strategies

- Illinois: (2021-2022)
  - 35 school districts for 155 AVID sites
  - Over 28,000 students
  - Over 4,000 teachers, administrators, and counselors
  - 62% Free and Reduced
  - 97% College and Career Ready
  - 99% Graduation Rate
  - 3.3 Average GPA



AVID

- AVID and AVID Excel align with current School Improvement Plan

- AVID provides professional learning, classroom activities, lesson plans, and time relevant articles to focus on best practices in the classroom.

ALL STUDENTS ACHIEVE PERSONAL GROWTH & DEVELOPMENT

KEY PERFORMANCE INDICATORS

- ☐ Based on the local growth model in ECRISS, in the 2022-23 District Overall Summary, at least 84% of students will make expected or high growth in reading.
- ☐ Based on the local growth model in ECRISS, in the 2022-23 District Overall Summary, at least 84% of students will make expected or high growth in math.
- ☐ Huntley 158 will increase the percentage of students scoring at the proficient level in ELA, on state accountability assessments.
- ☐ Huntley 158 will increase the percentage of students scoring at the proficient level in Math, on state accountability assessments.
- ☐ The 2022-23 Action Steps in the District Social Emotional Learning Plan will be implemented.
- ☐ The 2022-23 Action Steps Elementary Literacy Action Plan will be implemented.

ALL STUDENTS ARE PREPARED TO ACHIEVE THEIR LIFELONG GOALS

KEY PERFORMANCE INDICATORS

- ☐ Huntley 158 will increase the percentage of students with IEP's making their expected or high growth in Reading based on the ECRISS model.
- ☐ Huntley 158 will increase the percentage of students with IEP's making their expected or high growth in Math based on the ECRISS model.
- ☐ The 2022-23 Phase of the District Personalization of Learning Plan will be implemented.
- ☐ The 2022-23 Phase of the College and Career Readiness Framework will be implemented.

AVID

- Prepares students with the necessary skills to be successful in advanced coursework (Honors, Advanced Placement, and Dual Credit)
- AVID provided Professional Development (Communities of Practice):
  - Principals
  - Counselors
  - Site Coordinators
  - Elective Teachers
  - Core Instruction
  - District Director

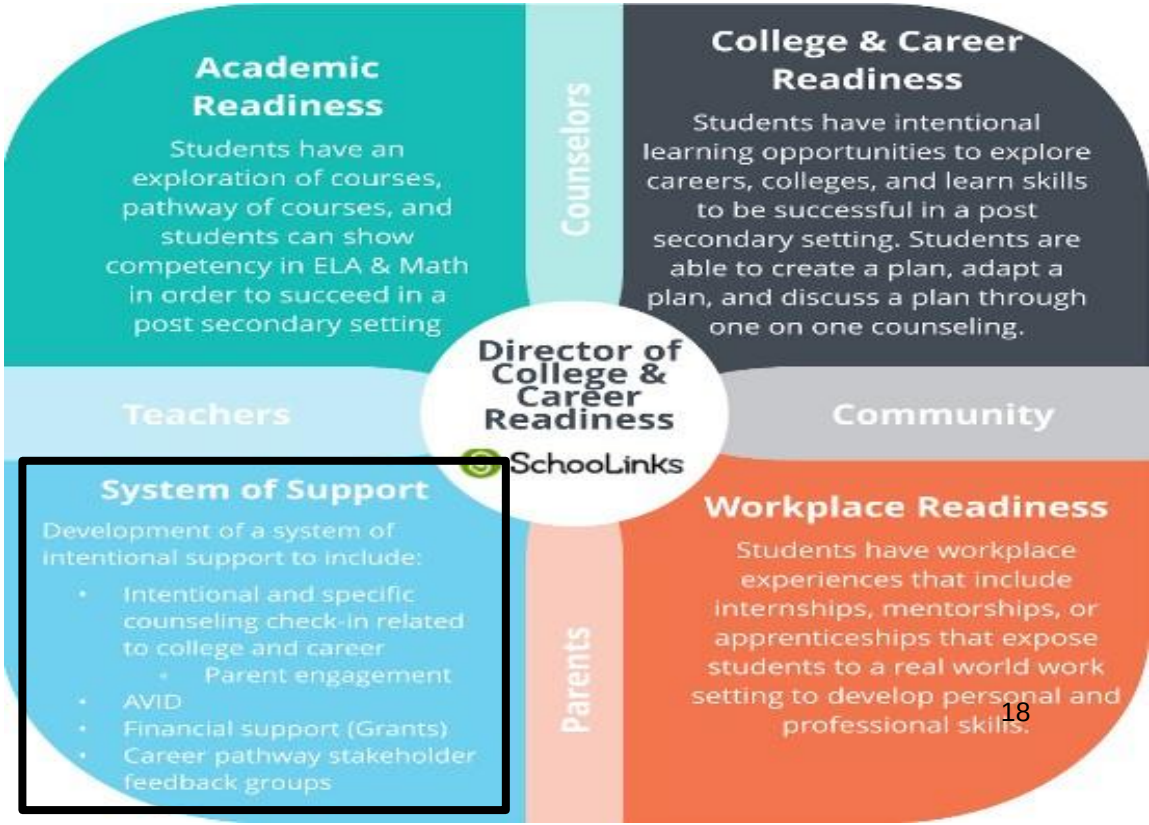

AVID and AVID Excel

AVID Elective	AVID Excel Elective

- All Students
  - One section at each grade per M.S.
- Placement:
  - GPA (2.5-3.0)
  - Math skills on target
  - First-generation college students
  - Good attendance
  - Involved with school (clubs, sports, etc.)
- Curriculum:
  - College/Career Readiness
  - WICOR Strategies
  - Research-Based Curriculum
  - Tutorial Request Forms
	- Multilingual Students
	  - One section at each grade per M.S.
	- Placement:
	  - Long-term EL students
	  - ACCESS scores
	- Curriculum:
	  - College/Career Readiness
	  - WICOR Strategies
	  - Research-Based Curriculum
	  - Scholar Groups

AVID/AVID Excel Implementation

- Year 1:
  - AVID: 6th Grade at Heineman and Marlowe
  - AVID Excel: 6th-8th Grade at Heineman and Marlowe
- Year 2:
  - AVID: 6th and 7th Grade at Heineman and Marlowe
  - AVID Excel: 6th-8th Grade at Heineman and Marlowe
- Year 3:
  - AVID: 6th-8th Grade at Heineman and Marlowe
  - AVID Excel: 6th-8th Grade at Heineman and Marlowe

AVID®

Advancement via Individual Determination

AVID® Excel

College Readiness *for* English Learners

AVID/AVID Excel Implementation

- Year 1 - 1.0 FTE dedicated to AVID at ***each*** middle school. (Total 2.0 FTE's)
  - Teach three sections of the AVID Excel elective
  - One section of the AVID elective
  - One release period in the first year to support the launch of AVID and serve as the AVID Site Coordinator. The Site Coordinator will transition to a stipend position in subsequent years.

Recommendation

The Administration recommends that the contract for AVID and AVID Excel moves forward for approval at the February 9th, 2023 Board of Education Meeting.

Questions?

AVID Center

Products and Services Quote/Order

Client:	Huntley Community School Dist 158	AVID Center Representative :	Mekia Hearn
Address:	650 Dr. John Burkey Dr	Phone :	(858) 380-4777
	Algonquin, IL, 60102	Email :	mhearn@avid.org
Effective Date:	July 1, 2023	Expiration Date:	June 30, 2026

2023-24 Huntley Cmty School Dist 158- Combo Ex
Quote/Order #: Q-86046

District Products

QTY	PRODUCT NAME	UNIT PRICE	DISCOUNT	EXTENDED PRICE
1	AVID District Leadership Year 1	$9000.00	$0.00	$9000.00
1	AVID Excel Coaching Sessions and Professional Learning	$5998.00	$0.00	$5998.00
2	AVID Summer Institute	$1050.00	$200.00	$1900.00
1	AVID Excel Curriculum Library Set	$440.00	$0.00	$440.00
1	Shipping & Handling	$35.00	$0.00	$35.00
			SUBTOTAL	$ 17,373.00

Heineman Middle School

QTY	PRODUCT NAME	UNIT PRICE	DISCOUNT	EXTENDED PRICE
1	AVID Membership Fees Secondary	$4349.00	$0.00	$4349.00
1	AVID Weekly Secondary	$675.00	$0.00	$0.00
1	AVID Secondary Library Package	$4590.00	$0.00	$4590.00
1	Shipping & Handling	$150.00	$0.00	$150.00
1	Secondary Digital Library Set - 8 Licenses	$1250.00	$0.00	$0.00
6	AVID Summer Institute	$1050.00	$600.00	$5700.00

1	AVID EXCEL Benefit Package	$1050.00	$0.00	$1050.00
1	AVID Excel Curriculum Library Set	$440.00	$0.00	$440.00
1	Shipping & Handling	$35.00	$0.00	$35.00
3	AVID Summer Institute	$1050.00	$300.00	$2850.00
			SUBTOTAL	$ 19,164.00

Henry Marlowe Middle School

QTY	PRODUCT NAME	UNIT PRICE	DISCOUNT	EXTENDED PRICE
1	AVID Membership Fees Secondary	$4349.00	$0.00	$4349.00
1	AVID Weekly Secondary	$675.00	$0.00	$0.00
1	AVID Secondary Library Package	$4590.00	$0.00	$4590.00
1	Shipping & Handling	$150.00	$0.00	$150.00
1	Secondary Digital Library Set - 8 Licenses	$1250.00	$0.00	$0.00
1	AVID EXCEL Benefit Package	$1050.00	$0.00	$1050.00
3	AVID Summer Institute	$1050.00	$300.00	$2850.00
1	AVID Excel Curriculum Library Set	$440.00	$0.00	$440.00
1	Shipping & Handling	$35.00	$0.00	$35.00
6	AVID Summer Institute	$1050.00	$600.00	$5700.00
			SUBTOTAL	$ 19,164.00

2024-25 Huntley Cmty School Dist 158 - Combo Ex
Quote/Order #: Q-86048

District Products

QTY	PRODUCT NAME	UNIT PRICE	DISCOUNT	EXTENDED PRICE
1	AVID District Leadership Year 2	$6000.00	$0.00	$6000.00
4	AVID Summer Institute	$1050.00	$400.00	$3800.00
1	AVID Excel Coaching Sessions and Professional Learning	$5998.00	$0.00	$5998.00
2	AVID Summer Institute	$1050.00	$200.00	$1900.00
			SUBTOTAL	$ 17,698.00

Heineman Middle School				
QTY	PRODUCT NAME	UNIT PRICE	DISCOUNT	EXTENDED PRICE
1	AVID Membership Fees Secondary	$4349.00	$0.00	$4349.00
1	AVID Weekly Secondary	$675.00	$15.00	$660.00
1	Secondary Digital Library Set - 8 Licenses - Year 2	$0.00	$0.00	$0.00
1	AVID EXCEL Benefit Package	$1050.00	$0.00	$1050.00
3	AVID Summer Institute	$1050.00	$300.00	$2850.00
			SUBTOTAL	$ 8,909.00

Henry Marlowe Middle School				
QTY	PRODUCT NAME	UNIT PRICE	DISCOUNT	EXTENDED PRICE
1	AVID Membership Fees Secondary	$4349.00	$0.00	$4349.00
1	AVID Weekly Secondary	$675.00	$15.00	$660.00
1	Secondary Digital Library Set - 8 Licenses - Year 2	$0.00	$0.00	$0.00
1	AVID EXCEL Benefit Package	$1050.00	$0.00	$1050.00
3	AVID Summer Institute	$1050.00	$300.00	$2850.00
			SUBTOTAL	$ 8,909.00

2025-26 Huntley Cmty School Dist 158 - Combo Ex
Quote/Order #: Q-86049

District Products				
QTY	PRODUCT NAME	UNIT PRICE	DISCOUNT	EXTENDED PRICE
8	AVID Summer Institute	$1050.00	$800.00	$7600.00
			SUBTOTAL	$ 7,600.00

Heineman Middle School				
QTY	PRODUCT NAME	UNIT PRICE	DISCOUNT	EXTENDED PRICE
1	AVID Membership Fees Secondary	$4349.00	$0.00	$4349.00
1	AVID Weekly Secondary	$675.00	$15.00	$660.00

1	AVID EXCEL Benefit Package	$1050.00	$0.00	$1050.00
1	AVID Summer Institute	$1050.00	$100.00	$950.00
			SUBTOTAL	$ 7,009.00

Henry Marlowe Middle School

QTY	PRODUCT NAME	UNIT PRICE	DISCOUNT	EXTENDED PRICE
1	AVID Membership Fees Secondary	$4349.00	$0.00	$4349.00
1	AVID Weekly Secondary	$675.00	$15.00	$660.00
1	AVID EXCEL Benefit Package	$1050.00	$0.00	$1050.00
1	AVID Summer Institute	$1050.00	$100.00	$950.00
			SUBTOTAL	$ 7,009.00

Quote Summary :

Quote #	Quote Start Date	Quote End Date	Subtotal
Q-86046	July 1, 2023	June 30, 2024	$ 55,701.00
Q-86048	July 1, 2024	June 30, 2025	$ 35,516.00
Q-86049	July 1, 2025	June 30, 2026	$ 21,618.00
		Grand Total	**$ 112,835.00**
			***plus all applicable taxes**

Additional Comments :
Prices for this multi-year Agreement 2023-2026 are contingent upon Client paying for all quotes/years in 2023 - 2024. If Client does not pay the Grand Total indicated above in 2023 - 2024, then Client agrees that AVID Center has the right to adjust pricing of applicable quotes to the then current list prices for each respective year and invoice accordingly.

This AVID Center Products and Services Quote/Order is a Subsequent Quote/Order as defined in the General Terms and Conditions previously agreed to by AVID Center and the "Client" identified above ("Ts&Cs"). This Quote/Order and any exhibits or attachments hereto, together with the Ts&Cs (including the definitions of terms set forth at https://www.avid.org/Page/3290 or another location on AVID Center's website designated by AVID Center), supersedes all previous Quote/Orders and constitutes a binding agreement between AVID Center and Client with respect to the AVID Products and Services specified above. Certain AVID Products and Services may be cancelled by Client as set forth in AVID Center's Rest Assured Policy at https://www.avid.org/rest-assured-policy.

AVID Center is committed to assisting Client with a successful implementation. Additional information regarding professional learning registrations is listed below:

- Newly implementing AVID sites are best supported by a core site team of educators – at least 8 for AVID Secondary or 4 for AVID Elementary. In the initial year of implementation, Client agrees to enroll participants into AVID Summer Institute ("SI") equal to the minimum core site team described herein, unless AVID Center agrees otherwise on this Quote/Order. If other professional learning events are taken instead of SI, prices will be adjusted accordingly upon completion of the training event.

- For each existing site in year 2 and beyond of AVID implementation, Client agrees to enroll one (1) participant into AVID Ignite, unless Client notifies otherwise. If a participant is not enrolled or a registrant does not attend, Client will receive a voucher to be used for AVID Ignite in the following summer after payment has been received.

Client will be invoiced for the greater of the number of participants from a site registered for the event or committed to on this Quote/Order.

No payment is due at the time of execution of this Quote/Order, notwithstanding anything to the contrary in the General Terms and Conditions. At the time of invoicing, AVID Center will verify registration fees for each site listed on this Quote/Order and any registrations which have been previously paid will be removed from the invoice. Payment will be due within thirty (30) days following receipt of AVID Center's invoice related to this Quote/Order. Each party has caused this Quote/Order to be signed by its duly authorized representative. The terms of this Quote/Order will control in the event of a conflict with any terms or conditions set forth in any purchase order or other document or communication from Client and any such terms and conditions are hereby rejected by AVID Center and of no effect.

AVID Center, a California Non-Profit Corporation 501(c)(3)	Huntley Community School Dist 158
Sign: _____	Sign: _____
Print Name: _____	Print Name: _____
Title: _____	Title: _____
Date: _____	Date: _____
Email: contracts@avid.org	Email: _____

AVID Center
9797 Aero Drive, Suite 100
San Diego, CA 92123
Employer ID # 33-0522594

Exhibit to AVID Center General Terms and Conditions

COVID-19 Specific Provisions

1. **Client's Representations and Warranties**. Client makes the following representations and warranties with respect to SARS-CoV-2:

   a. It has in effect policies and protocols designed to prevent the spread of COVID-19 and protect Client and its affiliates, and their respective employees, contractors and vendors, from contracting or spreading COVID-19 ("COVID-19 Policies");

   b. It has made an independent review of all federal, state, and local statutes and regulations (the "COVID-19 Rules") applicable to the participation of Client and its affiliates in any training program, meeting or other event contemplated under the Agreement and the COVID-19 Policies fully comply with the COVID-19 Rules;

   c. It remains up-to-date on the COVID-19 Rules and Client updates and implements the COVID-19 Policies to reflect changes to the COVID-19 Rules, as necessary; and

   d. It has made its affiliates and their employees aware of the COVID-19 Policies and it is solely responsible for implementation of the COVID-19 Policies.

2. **Limitation of Liability**. CLIENT IS AWARE OF THE CURRENT, ONGOING GLOBAL COVID-19 PANDEMIC AND UNDERSTANDS THAT THERE EXIST INHERENT RISKS ASSOCIATED WITH HOSTING AND/OR ATTENDING IN-PERSON EVENTS, INCLUDING CONTRACTING OR PROMOTING THE SPREAD OF COVID-19. CLIENT AGREES THAT ITS AFFILIATES, AND ITS AND THEIR RESPECTIVE EMPLOYEES, PARTICIPATE IN ANY EVENT CONTEMPLATED IN THE AGREEMENT (THE "EVENT(S)") AT THEIR OWN RISK. TO THE MAXIMUM EXTENT PERMITTED UNDER APPLICABLE LAW, CLIENT AGREES THAT AVID CENTER IS NOT LIABLE FOR THOSE WHO MIGHT CONTRACT OR SPREAD THE COVID-19 VIRUS (OR ANY VARIANT THEREOF) AS A RESULT OF OR FOR ANY REASON RELATED TO ATTENDING OR PARTICIPATING IN ANY OF THE EVENT(S). CLIENT RELEASES AVID CENTER FROM ALL LIABILITY ARISING FROM OR RELATED TO EXPOSURE TO COVID-19 BY EMPLOYEES OF CLIENT OR ANY OF ITS AFFILIATES ATTENDING OR PARTICIPATING IN ANY OF THE EVENT(S).

3. **Indemnification**. Client covenants and agrees to defend, indemnify and hold harmless AVID Center from any and all claims and suits and resulting liabilities, damages, costs and expenses, including reasonable attorneys' fees and court costs, AVID Center may incur arising out of or related to exposure to COVID-19 by employees of Client or its affiliates attending or participating in any of the Event(s).

4. **Survival**. The provisions of this Exhibit shall survive expiration or any termination of the Agreement.

5. **General**. Notwithstanding anything in this Agreement to the contrary, the terms of this Exhibit will supersede, replace and control over all conflicting terms in (a) elsewhere in this Agreement or any Subsequent Quote/Order, or any amendments thereto, (b) any and all terms pre-printed or otherwise on any invoices, business forms, purchase or other orders, proposals, quotations and other related documents, and (c) any electronic agreements contained in or required to access or use the Services, or otherwise provided by AVID Center. This order of precedence replaces and controls over any other or conflicting order of precedence elsewhere in this Agreement.

HUNTLEY
COMMUNITY SCHOOL DISTRICT 158

Huntley Community School District 158

650 Dr. John Burkey Drive
Algonquin, Illinois 60102
(847) 659-6158 • www.district158.org

To: Board of Education and Administration

From: Mark Altmayer, Chief Financial Officer

Date: February 2, 2023

Subject: **Purchase Order Summary**
Committee of the Whole Meeting, February 2, 2023
Finance Committee

The following is an executive summary of the attached report titled "Purchase Orders" which is a listing of purchase orders issued from January 13, 2023 to January 27, 2023 for which administration is requesting Board Approval to issue payment once invoices have been received. Invoices which exceed an approved Purchase Order by $100 or 10% of the Purchase Order (whichever is lower) will not be issued without additional Board approval.

Education Fund	$	1,260,521.68
Operations & Maintenance Fund		1,264,431.65
Debt Service Fund		0.00
Transporation Fund		1,183,120.30
Municipal Retirement and Social Security Fund		0.00
Capital Projects Fund		0.00
Working Cash Fund		0.00
Fire Prevention and Safety Fund		0.00
Total	$	3,708,073.63

At this time there is no Supplemental Purchase Order Summary for which Board approval is needed. Therefore, one will be provided in the packet for the upcoming Regular Board meeting. It will consist of an executive summary and an attached report titled "Purchase Orders" which will contain a listing of purchase orders issued for which Administration will request Board Approval to issue payment once invoices have been received.

RECOMMENDATION
Administration requests that the Finance Committee recommends the Board of Education approve the Purchase Order Report at the February 9, 2023 Regular Board of Education meeting.

Huntley Community School District 158

P.O. Summary by Vendor (Custom)

From: 1/13/2023 to 1/27/2023

P.O. #	Account Number	Account# Description	P.O. Date	Original Amount	State Account Number	
95 Percent Group Inc						
20231984	10-1100-410-56-79-605-25	Rtl Materials PK-5	01/24/2023	195.00	10-1100-410-56-79-605-25	
20231984			01/24/2023	0.00		
			Total	$195.00		
A Parts Warehouse						
20232060	40-2554-410-00-79	Fleet Supplies	01/26/2023	456.00	40-2554-410-00-79	
			Total	$456.00		
Abbey Paving & Sealcoating Co. Inc						
20232057	20-2543-530-00-79	Improvements not Buildings	01/26/2023	1,210,730.00	20-2543-530-00-79	
20232057			01/26/2023	0.00		31
20232057			01/26/2023	0.00		
			Total	$1,210,730.00		
Accessibyte LLC						
20231985			01/24/2023	0.00		
20231985	10-1200-310-92-79-600-14	IDEA General Purchased Service	01/24/2023	0.00	10-1200-310-92-79-600-14	
20231985	10-1200-310-92-79-600-14	IDEA General Purchased Service	01/24/2023	199.95	10-1200-310-92-79-600-14	
			Total	$199.95		
Anderson Lock Co Inc						
20231992	10-2546-490-00-79-600-14	Security Officer Supplies	01/24/2023	31.35	10-2546-490-00-79-600-14	
20231992	10-2546-490-00-79-600-14	Security Officer Supplies	01/24/2023	8.00	10-2546-490-00-79-600-14	
20231992	10-2546-490-00-79-600-14	Security Officer Supplies	01/24/2023	1,050.00	10-2546-490-00-79-600-14	
20231992			01/24/2023	0.00		
20231992	10-2546-490-00-79-600-14	Security Officer Supplies	01/24/2023	1,050.00	10-2546-490-00-79-600-14	
			Total	$2,139.35		
Auto Tech Centers Inc						
20231937	10-1700-323-21-71-300-13	Driver Ed Repair & Maintenance	01/18/2023	62.90	10-1700-323-21-71-300-13	
20231937	10-1700-323-21-71-300-13	Driver Ed Repair & Maintenance	01/18/2023	120.35	10-1700-323-21-71-300-13	

P.O. #	Account Number	Account# Description	P.O. Date	Original Amount	State Account Number
20231937	10-1700-323-21-71-300-13	Driver Ed Repair & Maintenance	01/18/2023	62.90	10-1700-323-21-71-300-13
			Total	$246.15	
Bilingual Educational Specialists Inc					
20231993	10-2150-310-92-79-600-14	IDEA Sp Path & Audiology Serv	01/24/2023	850.00	10-2150-310-92-79-600-14
20231993	10-2150-310-92-79-600-14	IDEA Sp Path & Audiology Serv	01/24/2023	0.00	10-2150-310-92-79-600-14
			Total	$850.00	
Bio-Rad Laboratories					
20231943	10-1130-410-13-71-300-13	Science Supplies HS	01/18/2023	108.15	10-1130-410-13-71-300-13
20231943	10-1130-410-13-71-300-13	Science Supplies HS	01/18/2023	20.00	10-1130-410-13-71-300-13
			Total	$128.15	
BMO Mastercard					
20231961	10-158	Activity Funds	01/13/2023	116.20	10-120
20231954	10-1100-421-00-74-500-25	Materials PK-5	01/13/2023	135.92	10-1100-421-00-74-500-25
20231956	10-2520-410-00-74-500-14	Supplies Fiscal	01/13/2023	9.29	10-2520-410-00-74-500-14
20231956	10-2520-410-00-74-500-14	Supplies Fiscal	01/13/2023	31.43	10-2520-410-00-74-500-14
20231954	10-2210-490-00-74-500-25	Curr Supplies PK-5	01/13/2023	17.18	10-2210-490-00-74-500-25
20231954	10-2210-490-00-74-500-25	Curr Supplies PK-5	01/13/2023	17.18	10-2210-490-00-74-500-25
20231954	10-2210-490-00-74-500-25	Curr Supplies PK-5	01/13/2023	17.18	10-2210-490-00-74-500-25
20231954	10-1100-421-00-74-500-25	Materials PK-5	01/13/2023	10.69	10-1100-421-00-74-500-25
20231954	10-1100-421-00-74-500-25	Materials PK-5	01/13/2023	47.48	10-1100-421-00-74-500-25
20231954	10-1100-421-00-74-500-25	Materials PK-5	01/13/2023	21.99	10-1100-421-00-74-500-25
20231952	10-2660-410-00-79-600-14	Supplies Tech	01/13/2023	127.45	10-2660-410-00-79-600-14
20231954	10-1100-421-00-74-500-25	Materials PK-5	01/13/2023	22.28	10-1100-421-00-74-500-25
20231970	10-2410-410-00-74-140-14	Copier Paper & Toner Mackeben	01/13/2023	118.99	10-2410-410-00-74-140-14
20231954	10-1100-421-00-74-500-25	Materials PK-5	01/13/2023	169.90	10-1100-421-00-74-500-25
20231954	10-1100-421-00-74-500-25	Materials PK-5	01/13/2023	21.99	10-1100-421-00-74-500-25
20231954	10-1100-421-00-74-500-25	Materials PK-5	01/13/2023	12.99	10-1100-421-00-74-500-25
20231954	10-1100-421-00-74-500-25	Materials PK-5	01/13/2023	9.29	10-1100-421-00-74-500-25
20231954	10-1100-421-00-74-500-25	Materials PK-5	01/13/2023	67.96	10-1100-421-00-74-500-25
20231954	10-2210-490-00-74-500-25	Curr Supplies PK-5	01/13/2023	17.18	10-2210-490-00-74-500-25

32

Huntley Community School District 158

P.O. Summary by Vendor (Custom)

From: 1/13/2023 to 1/27/2023

P.O. #	Account Number	Account# Description	P.O. Date	Original Amount	State Account Number
20231954	10-2212-332-00-74-500-14	Travel & Conference Curr 6-12	01/13/2023	116.31	10-2212-332-00-74-500-14
20231952	10-2660-410-00-79-600-14	Supplies Tech	01/13/2023	84.72	10-2660-410-00-79-600-14
20231956	10-2520-410-00-74-500-14	Supplies Fiscal	01/13/2023	14.12	10-2520-410-00-74-500-14
20231954	10-1100-421-00-74-500-25	Materials PK-5	01/13/2023	44.27	10-1100-421-00-74-500-25
20231961	10-158	Activity Funds	01/13/2023	374.24	10-120
20231957	10-2310-410-00-74-500-14	Supplies Board	01/13/2023	66.93	10-2310-410-00-74-500-14
20231960	10-158	Activity Funds	01/13/2023	6.79	10-120
20231960	10-1110-410-12-72-120-13	Music SuppliesMartin	01/13/2023	59.50	10-1110-410-12-72-120-13
20231960	10-1110-410-12-72-120-13	Music SuppliesMartin	01/13/2023	22.50	10-1110-410-12-72-120-13
20231960	10-1110-410-12-72-120-13	Music SuppliesMartin	01/13/2023	54.98	10-1110-410-12-72-120-13
20231960	10-1110-410-00-72-120-13	Inst Supplies Martin	01/13/2023	74.18	10-1110-410-00-72-120-13
20231961	10-1110-410-02-72-110-13	Art Supplies Chesak	01/13/2023	57.88	10-1110-410-02-72-110-13
20231961	10-1110-410-00-72-110-13	Inst Supplies Chesak	01/13/2023	59.98	10-1110-410-00-72-110-13
20231960	10-158	Activity Funds	01/13/2023	9.49	10-120
20231961	10-1110-410-00-72-110-13	Inst Supplies Chesak	01/13/2023	57.09	10-1110-410-00-72-110-13
20231960	10-158	Activity Funds	01/13/2023	162.07	10-120
20231961	10-1110-410-02-72-110-13	Art Supplies Chesak	01/13/2023	69.86	10-1110-410-02-72-110-13
20231961	10-2410-410-00-72-110-13	Office Supplies Chesak	01/13/2023	39.56	10-2410-410-00-72-110-13
20231961	10-1110-410-02-72-110-13	Art Supplies Chesak	01/13/2023	13.24	10-1110-410-02-72-110-13
20231961	10-1110-410-02-72-110-13	Art Supplies Chesak	01/13/2023	50.62	10-1110-410-02-72-110-13
20231961	10-1110-410-02-72-110-13	Art Supplies Chesak	01/13/2023	12.02	10-1110-410-02-72-110-13
20231961	10-1110-410-00-72-110-13	Inst Supplies Chesak	01/13/2023	241.20	10-1110-410-00-72-110-13
20231961	10-158	Activity Funds	01/13/2023	370.64	10-120
20231961	10-158	Activity Funds	01/13/2023	134.07	10-120
20231961	10-1110-410-00-72-110-13	Inst Supplies Chesak	01/13/2023	39.99	10-1110-410-00-72-110-13
20231960	10-158	Activity Funds	01/13/2023	42.55	10-120
20231956	10-2520-640-00-74-500-14	Dues & Fees Fiscal	01/13/2023	1,575.00	10-2520-640-00-74-500-14
20231957	10-2546-490-00-79-600-14	Security Officer Supplies	01/13/2023	18.99	10-2546-490-00-79-600-14
20231957	10-2321-390-00-74-500-14	Purchased Service Supt	01/13/2023	700.00	10-2321-390-00-74-500-14
20231956	10-2520-410-00-74-500-14	Supplies Fiscal	01/13/2023	75.56	10-2520-410-00-74-500-14
20231957	10-2642-350-00-74-500-14	Advertising Human Res	01/13/2023	97.58	10-2642-350-00-74-500-14
20231956	10-2520-410-00-74-500-14	Supplies Fiscal	01/13/2023	9.73	10-2520-410-00-74-500-14
20231952	10-2660-319-61-79-600-14	Software Maintenance	01/13/2023	22.66	10-2660-319-61-79-600-14
20231952	10-2660-410-00-79-600-14	Supplies Tech	01/13/2023	1,838.72	10-2660-410-00-79-600-14

33

Huntley Community School District 158

P.O. Summary by Vendor (Custom)

From: 1/13/2023 to 1/27/2023

P.O. #	Account Number	Account# Description	P.O. Date	Original Amount	State Account Number	
20231960	10-158	Activity Funds	01/13/2023	39.98	10-120	
20231960	10-158	Activity Funds	01/13/2023	39.96	10-120	
20231956	10-2520-410-00-74-500-14	Supplies Fiscal	01/13/2023	168.04	10-2520-410-00-74-500-14	
20231960	10-158	Activity Funds	01/13/2023	44.99	10-120	
20231960	10-1110-410-00-72-120-13	Inst Supplies Martin	01/13/2023	59.56	10-1110-410-00-72-120-13	
20231960	10-1110-410-00-72-120-13	Inst Supplies Martin	01/13/2023	34.62	10-1110-410-00-72-120-13	
20231960	10-1110-410-00-72-120-13	Inst Supplies Martin	01/13/2023	11.91	10-1110-410-00-72-120-13	
20231960	10-1110-410-00-72-120-13	Inst Supplies Martin	01/13/2023	60.18	10-1110-410-00-72-120-13	
20231960	10-1110-410-00-72-120-13	Inst Supplies Martin	01/13/2023	16.96	10-1110-410-00-72-120-13	
20231960	10-1110-410-00-72-120-13	Inst Supplies Martin	01/13/2023	223.23	10-1110-410-00-72-120-13	
20231960	10-158	Activity Funds	01/13/2023	22.64	10-120	
20231960	10-158	Activity Funds	01/13/2023	29.32	10-120	
20231954	10-2212-310-00-79-505-25	Curr Gen Pur Svc PK-5	01/13/2023	280.50	10-2212-310-00-79-505-25	34
20231954	10-1100-423-00-74-500-25	New Adoption PK-5	01/13/2023	33.49	10-1100-423-00-74-500-25	
20231954	10-1100-423-00-74-500-25	New Adoption PK-5	01/13/2023	93.99	10-1100-423-00-74-500-25	
20231954	10-1100-423-00-74-500-25	New Adoption PK-5	01/13/2023	34.99	10-1100-423-00-74-500-25	
20231954	10-1100-423-00-74-500-25	New Adoption PK-5	01/13/2023	56.08	10-1100-423-00-74-500-25	
20231954	10-1100-423-00-74-500-25	New Adoption PK-5	01/13/2023	31.48	10-1100-423-00-74-500-25	
20231954	10-1100-423-00-74-500-25	New Adoption PK-5	01/13/2023	16.86	10-1100-423-00-74-500-25	
20231954	10-1130-410-67-71-300-13	PLTW Supplies 6-12	01/13/2023	32.77	10-1130-410-67-71-300-13	
20231954	10-1130-410-67-71-300-13	PLTW Supplies 6-12	01/13/2023	34.83	10-1130-410-67-71-300-13	
20231955	10-1800-410-84-79-605-14	Title III LIPLEPS Supplies	01/13/2023	13.77	10-1800-410-84-79-605-14	
20231954	10-2210-490-00-74-500-14	Supplies Curr & Inst 6-12	01/13/2023	9.98	10-2210-490-00-74-500-14	
20231954	10-1100-423-00-74-500-25	New Adoption PK-5	01/13/2023	92.97	10-1100-423-00-74-500-25	
20231954	10-2212-332-00-74-500-25	Travel & Conf Curr PK-5	01/13/2023	100.00	10-2212-332-00-74-500-25	
20231954	10-2213-415-00-74-500-25	Staff Dev Supplies PK-5	01/13/2023	(10.34)	10-2213-415-00-74-500-25	
20231954	10-1100-423-00-74-500-25	New Adoption PK-5	01/13/2023	(10.93)	10-1100-423-00-74-500-25	
20231954	10-1100-423-00-74-500-25	New Adoption PK-5	01/13/2023	139.96	10-1100-423-00-74-500-25	
20231955	10-1800-410-84-79-605-14	Title III LIPLEPS Supplies	01/13/2023	199.80	10-1800-410-84-79-605-14	
20231955	10-2213-410-00-79-600-14	Special Svcs Supplies	01/13/2023	20.99	10-2213-410-00-79-600-14	
20231955	10-1800-410-84-79-605-14	Title III LIPLEPS Supplies	01/13/2023	95.92	10-1800-410-84-79-605-14	
20231955	10-1800-410-84-79-605-14	Title III LIPLEPS Supplies	01/13/2023	12.95	10-1800-410-84-79-605-14	
20231956	10-2520-410-00-74-500-14	Supplies Fiscal	01/13/2023	13.39	10-2520-410-00-74-500-14	
20231954	10-2210-490-00-74-500-25	Curr Supplies PK-5	01/13/2023	10.87	10-2210-490-00-74-500-25	

Huntley Community School District 158

P.O. Summary by Vendor (Custom)

From: 1/13/2023 to 1/27/2023

P.O. #	Account Number	Account# Description	P.O. Date	Original Amount	State Account Number	
20231952	10-2660-410-00-79-600-14	Supplies Tech	01/13/2023	32.93	10-2660-410-00-79-600-14	
20231954	10-2210-490-00-74-500-14	Supplies Curr & Inst 6-12	01/13/2023	163.80	10-2210-490-00-74-500-14	
20231954	10-1100-421-00-74-500-25	Materials PK-5	01/13/2023	6.95	10-1100-421-00-74-500-25	
20231954	10-2210-490-00-74-500-25	Curr Supplies PK-5	01/13/2023	71.95	10-2210-490-00-74-500-25	
20231952	10-2660-410-00-79-600-14	Supplies Tech	01/13/2023	43.25	10-2660-410-00-79-600-14	
20231952	10-2660-410-00-79-600-14	Supplies Tech	01/13/2023	79.95	10-2660-410-00-79-600-14	
20231952	10-2660-410-00-79-600-14	Supplies Tech	01/13/2023	47.94	10-2660-410-00-79-600-14	
20231952	10-2660-410-00-79-600-14	Supplies Tech	01/13/2023	249.90	10-2660-410-00-79-600-14	
20231952	10-2660-410-00-79-600-14	Supplies Tech	01/13/2023	25.62	10-2660-410-00-79-600-14	
20231952	10-2660-410-00-79-600-14	Supplies Tech	01/13/2023	8.99	10-2660-410-00-79-600-14	
20231954	10-1100-423-00-74-500-25	New Adoption PK-5	01/13/2023	85.00	10-1100-423-00-74-500-25	
20231952	10-2660-410-00-79-600-14	Supplies Tech	01/13/2023	12.99	10-2660-410-00-79-600-14	
20231954	10-1100-423-00-74-500-25	New Adoption PK-5	01/13/2023	42.49	10-1100-423-00-74-500-25	35
20231952	10-2660-319-61-79-600-14	Software Maintenance	01/13/2023	791.01	10-2660-319-61-79-600-14	
20231954	10-2210-490-00-74-500-25	Curr Supplies PK-5	01/13/2023	40.79	10-2210-490-00-74-500-25	
20231954	10-1100-421-00-74-500-25	Materials PK-5	01/13/2023	7.02	10-1100-421-00-74-500-25	
20231954	10-1100-421-00-74-500-25	Materials PK-5	01/13/2023	63.92	10-1100-421-00-74-500-25	
20231954	10-1100-421-00-74-500-25	Materials PK-5	01/13/2023	79.90	10-1100-421-00-74-500-25	
20231954	10-1100-421-00-74-500-25	Materials PK-5	01/13/2023	15.98	10-1100-421-00-74-500-25	
20231954	10-2210-490-00-74-500-25	Curr Supplies PK-5	01/13/2023	198.99	10-2210-490-00-74-500-25	
20231954	10-2210-490-00-74-500-25	Curr Supplies PK-5	01/13/2023	(151.36)	10-2210-490-00-74-500-25	
20231955	10-1800-410-84-79-605-14	Title III LIPLEPS Supplies	01/13/2023	207.69	10-1800-410-84-79-605-14	
20231952	10-2660-410-00-79-600-14	Supplies Tech	01/13/2023	29.92	10-2660-410-00-79-600-14	
20231955	10-2213-415-00-79-600-14	Staff Dev Supplies Spec Svcs	01/13/2023	22.42	10-2213-415-00-79-600-14	
20231955	10-1800-410-82-79-605-14	TBE/TPI Instructional Supplies	01/13/2023	15.55	10-1800-410-82-79-605-14	
20231955	10-2213-415-00-79-600-14	Staff Dev Supplies Spec Svcs	01/13/2023	49.48	10-2213-415-00-79-600-14	
20231955	10-1800-410-82-79-605-14	TBE/TPI Instructional Supplies	01/13/2023	4.74	10-1800-410-82-79-605-14	
20231955	10-1800-410-82-79-605-14	TBE/TPI Instructional Supplies	01/13/2023	141.31	10-1800-410-82-79-605-14	
20231955	10-1800-410-82-79-605-14	TBE/TPI Instructional Supplies	01/13/2023	28.73	10-1800-410-82-79-605-14	
20231955	10-1100-410-76-79-600-14	CURES Instruc Supplies	01/13/2023	(14.99)	10-1100-410-76-79-600-14	
20231955	10-2210-390-82-79-605-14	T Bilingual Impr Inst Services	01/13/2023	1,400.00	10-2210-390-82-79-605-14	
20231955	10-1800-310-84-79-605-14	Title III LIPLEPS Pur Svc	01/13/2023	695.00	10-1800-310-84-79-605-14	
20231955	10-1800-410-84-79-605-14	Title III LIPLEPS Supplies	01/13/2023	19.99	10-1800-410-84-79-605-14	
20231955	10-2213-415-00-79-600-14	Staff Dev Supplies Spec Svcs	01/13/2023	57.36	10-2213-415-00-79-600-14	

Huntley Community School District 158

P.O. Summary by Vendor (Custom)

From: 1/13/2023 to 1/27/2023

P.O. #	Account Number	Account# Description	P.O. Date	Original Amount	State Account Number	
20231955	10-1800-410-84-79-605-14	Title III LIPLEPS Supplies	01/13/2023	183.55	10-1800-410-84-79-605-14	
20231955	10-2213-310-00-79-600-14	Special Svcs Pur Svc	01/13/2023	49.50	10-2213-310-00-79-600-14	
20231955	10-1800-310-84-79-605-14	Title III LIPLEPS Pur Svc	01/13/2023	45.80	10-1800-310-84-79-605-14	
20231955	10-1800-310-84-79-605-14	Title III LIPLEPS Pur Svc	01/13/2023	352.25	10-1800-310-84-79-605-14	
20231955	10-1800-310-84-79-605-14	Title III LIPLEPS Pur Svc	01/13/2023	352.25	10-1800-310-84-79-605-14	
20231956	10-2520-410-00-74-500-14	Supplies Fiscal	01/13/2023	38.39	10-2520-410-00-74-500-14	
20231956	10-2520-410-00-74-500-14	Supplies Fiscal	01/13/2023	57.94	10-2520-410-00-74-500-14	
20231956	10-2520-410-00-74-500-14	Supplies Fiscal	01/13/2023	40.44	10-2520-410-00-74-500-14	
20231956	10-2520-410-00-74-500-14	Supplies Fiscal	01/13/2023	61.99	10-2520-410-00-74-500-14	
20231956	10-2520-410-00-74-500-14	Supplies Fiscal	01/13/2023	50.95	10-2520-410-00-74-500-14	
20231955	10-1800-310-84-79-605-14	Title III LIPLEPS Pur Svc	01/13/2023	1,390.00	10-1800-310-84-79-605-14	
20231955	10-1800-410-84-79-605-14	Title III LIPLEPS Supplies	01/13/2023	479.60	10-1800-410-84-79-605-14	
20231955	10-1800-410-84-79-605-14	Title III LIPLEPS Supplies	01/13/2023	13.77	10-1800-410-84-79-605-14	36
20231955	10-1800-410-84-79-605-14	Title III LIPLEPS Supplies	01/13/2023	194.85	10-1800-410-84-79-605-14	
20231955	10-1800-410-82-79-605-14	TBE/TPI Instructional Supplies	01/13/2023	71.96	10-1800-410-82-79-605-14	
20231955	10-2213-410-00-79-600-14	Special Svcs Supplies	01/13/2023	7.99	10-2213-410-00-79-600-14	
20231955	10-1800-410-82-79-605-14	TBE/TPI Instructional Supplies	01/13/2023	6.88	10-1800-410-82-79-605-14	
20231955	10-1800-410-82-79-605-14	TBE/TPI Instructional Supplies	01/13/2023	35.95	10-1800-410-82-79-605-14	
20231955	10-1800-410-84-79-605-14	Title III LIPLEPS Supplies	01/13/2023	9.95	10-1800-410-84-79-605-14	
20231955	10-1800-410-84-79-605-14	Title III LIPLEPS Supplies	01/13/2023	17.82	10-1800-410-84-79-605-14	
20231955	10-1800-410-84-79-605-14	Title III LIPLEPS Supplies	01/13/2023	237.24	10-1800-410-84-79-605-14	
20231955	10-1800-410-82-79-605-14	TBE/TPI Instructional Supplies	01/13/2023	16.99	10-1800-410-82-79-605-14	
20231955	10-1800-410-84-79-605-14	Title III LIPLEPS Supplies	01/13/2023	13.08	10-1800-410-84-79-605-14	
20231955	10-1800-410-84-79-605-14	Title III LIPLEPS Supplies	01/13/2023	119.90	10-1800-410-84-79-605-14	
20231955	10-1800-410-84-79-605-14	Title III LIPLEPS Supplies	01/13/2023	115.40	10-1800-410-84-79-605-14	
20231955	10-1800-410-84-79-605-14	Title III LIPLEPS Supplies	01/13/2023	194.85	10-1800-410-84-79-605-14	
20231955	10-1800-410-84-79-605-14	Title III LIPLEPS Supplies	01/13/2023	4.68	10-1800-410-84-79-605-14	
20231955	10-1800-410-84-79-605-14	Title III LIPLEPS Supplies	01/13/2023	30.99	10-1800-410-84-79-605-14	
20231954	10-1100-421-00-74-500-25	Materials PK-5	01/13/2023	79.90	10-1100-421-00-74-500-25	
20231954	10-2210-490-00-74-500-25	Curr Supplies PK-5	01/13/2023	17.18	10-2210-490-00-74-500-25	
20231955	10-1800-410-84-79-605-14	Title III LIPLEPS Supplies	01/13/2023	22.74	10-1800-410-84-79-605-14	
20231955	10-1800-410-84-79-605-14	Title III LIPLEPS Supplies	01/13/2023	9.56	10-1800-410-84-79-605-14	
20231955	10-1800-410-84-79-605-14	Title III LIPLEPS Supplies	01/13/2023	37.90	10-1800-410-84-79-605-14	
20231955	10-1800-410-84-79-605-14	Title III LIPLEPS Supplies	01/13/2023	91.75	10-1800-410-84-79-605-14	

Huntley Community School District 158

P.O. Summary by Vendor (Custom)

From: 1/13/2023 to 1/27/2023

P.O. #	Account Number	Account# Description	P.O. Date	Original Amount	State Account Number
20232028	10-2213-415-00-74-500-25	Staff Dev Supplies PK-5	01/20/2023	9.18	10-2213-415-00-74-500-25
20232028	10-1100-421-00-74-500-25	Materials PK-5	01/20/2023	233.94	10-1100-421-00-74-500-25
20232029	10-2213-410-00-79-600-14	Special Svcs Supplies	01/20/2023	23.98	10-2213-410-00-79-600-14
20232029	10-2213-410-00-79-600-14	Special Svcs Supplies	01/20/2023	3.95	10-2213-410-00-79-600-14
20232029	10-2213-410-00-79-600-14	Special Svcs Supplies	01/20/2023	370.95	10-2213-410-00-79-600-14
20232029	10-1800-410-84-79-605-14	Title III LIPLEPS Supplies	01/20/2023	259.80	10-1800-410-84-79-605-14
20232029	10-1800-410-84-79-605-14	Title III LIPLEPS Supplies	01/20/2023	177.27	10-1800-410-84-79-605-14
20232029	10-1800-410-84-79-605-14	Title III LIPLEPS Supplies	01/20/2023	23.99	10-1800-410-84-79-605-14
20232029	10-1800-410-84-79-605-14	Title III LIPLEPS Supplies	01/20/2023	83.93	10-1800-410-84-79-605-14
20232029	10-1800-410-84-79-605-14	Title III LIPLEPS Supplies	01/20/2023	179.85	10-1800-410-84-79-605-14
20232028	10-1100-423-00-74-500-25	New Adoption PK-5	01/20/2023	(139.96)	10-1100-423-00-74-500-25
20232028	10-1100-423-00-74-500-25	New Adoption PK-5	01/20/2023	24.46	10-1100-423-00-74-500-25
20232028	10-1100-421-00-74-500-25	Materials PK-5	01/20/2023	161.82	10-1100-421-00-74-500-25
20232028	10-1100-421-00-74-500-25	Materials PK-5	01/20/2023	161.82	10-1100-421-00-74-500-25
20232028	10-1100-421-00-74-500-25	Materials PK-5	01/20/2023	44.95	10-1100-421-00-74-500-25
20232028	10-1100-421-00-74-500-25	Materials PK-5	01/20/2023	8.99	10-1100-421-00-74-500-25
20231961	10-158	Activity Funds	01/13/2023	69.10	10-120
20232029	10-1800-410-84-79-605-14	Title III LIPLEPS Supplies	01/20/2023	20.54	10-1800-410-84-79-605-14
20232029	10-1800-410-84-79-605-14	Title III LIPLEPS Supplies	01/20/2023	8.00	10-1800-410-84-79-605-14
20232035	10-1110-410-35-74-150-13	Conley Band Supplies	01/20/2023	102.99	10-1110-410-35-74-150-13
20232035	10-2220-430-00-74-150-13	Media Center Conley	01/20/2023	17.97	10-2220-430-00-74-150-13
20232034	10-1110-410-00-72-110-13	Inst Supplies Chesak	01/20/2023	108.05	10-1110-410-00-72-110-13
20232034	10-2410-410-00-72-110-14	Copier Paper & Toner Chesak	01/20/2023	2,201.74	10-2410-410-00-72-110-14
20232030	10-2520-410-00-74-500-14	Supplies Fiscal	01/20/2023	94.99	10-2520-410-00-74-500-14
20232030	10-2520-410-00-74-500-14	Supplies Fiscal	01/20/2023	42.20	10-2520-410-00-74-500-14
20232029	10-2213-410-00-79-600-14	Special Svcs Supplies	01/20/2023	119.90	10-2213-410-00-79-600-14
20232030	10-2520-410-00-74-500-14	Supplies Fiscal	01/20/2023	12.80	10-2520-410-00-74-500-14
20232028	10-1100-421-00-74-500-25	Materials PK-5	01/20/2023	19.97	10-1100-421-00-74-500-25
20232029	10-1600-410-89-79-605-14	Title I Supplies	01/20/2023	9.70	10-1600-410-89-79-605-14
20232029	10-1600-410-89-79-605-14	Title I Supplies	01/20/2023	2.50	10-1600-410-89-79-605-14
20232029	10-1800-410-84-79-605-14	Title III LIPLEPS Supplies	01/20/2023	145.00	10-1800-410-84-79-605-14
20232029	10-2213-415-00-79-600-14	Staff Dev Supplies Spec Svcs	01/20/2023	303.93	10-2213-415-00-79-600-14
20232029	10-1800-310-84-79-605-14	Title III LIPLEPS Pur Svc	01/20/2023	128.00	10-1800-310-84-79-605-14
20232029	10-2213-415-00-79-600-14	Staff Dev Supplies Spec Svcs	01/20/2023	25.15	10-2213-415-00-79-600-14

37

Huntley Community School District 158

P.O. Summary by Vendor (Custom)

From: 1/13/2023 to 1/27/2023

P.O. #	Account Number	Account# Description	P.O. Date	Original Amount	State Account Number	
20232029	10-2213-332-00-79-600-14	Special Svcs Travel & Conf	01/20/2023	51.35	10-2213-332-00-79-600-14	
20232030	10-2520-410-00-74-500-14	Supplies Fiscal	01/20/2023	37.98	10-2520-410-00-74-500-14	
20231976	10-158	Activity Funds	01/13/2023	126.54	10-120	
20232028	10-1100-421-00-74-500-25	Materials PK-5	01/20/2023	71.92	10-1100-421-00-74-500-25	
20232026	10-2660-319-61-79-600-14	Software Maintenance	01/20/2023	199.98	10-2660-319-61-79-600-14	
20232026	10-2660-410-00-79-600-14	Supplies Tech	01/20/2023	22.99	10-2660-410-00-79-600-14	
20232025	10-2213-415-00-71-300-13	HHS Staff Devel Supplies	01/20/2023	62.63	10-2213-415-00-71-300-13	
20231954	10-2212-310-00-79-505-14	Curriclum Gen Pur Svc 6-12	01/13/2023	363.58	10-2212-310-00-79-505-14	
20231978	10-2213-415-00-74-500-14	Staff Dev Supplies 6-12	01/13/2023	(5.03)	10-2213-415-00-74-500-14	
20232028	10-1100-410-67-74-500-25	PLTW Supplies PK-5	01/20/2023	23.99	10-1100-410-67-74-500-25	
20231977	10-2642-350-00-74-500-14	Advertising Human Res	01/13/2023	56.75	10-2642-350-00-74-500-14	
20232028	10-1100-423-00-74-500-25	New Adoption PK-5	01/20/2023	10.16	10-1100-423-00-74-500-25	
20231976	10-158	Activity Funds	01/13/2023	126.54	10-120	38
20231976	10-158	Activity Funds	01/13/2023	87.01	10-120	
20231976	10-158	Activity Funds	01/13/2023	32.30	10-120	
20231976	10-158	Activity Funds	01/13/2023	458.96	10-120	
20231976	10-158	Activity Funds	01/13/2023	207.92	10-120	
20231970	10-2410-410-00-74-140-14	Copier Paper & Toner Mackeben	01/13/2023	393.78	10-2410-410-00-74-140-14	
20231976	10-158	Activity Funds	01/13/2023	195.96	10-120	
20231977	10-2642-350-00-74-500-14	Advertising Human Res	01/13/2023	2,496.00	10-2642-350-00-74-500-14	
20232028	10-1100-421-00-74-500-25	Materials PK-5	01/20/2023	99.90	10-1100-421-00-74-500-25	
20232028	10-1100-421-00-74-500-25	Materials PK-5	01/20/2023	16.99	10-1100-421-00-74-500-25	
20232028	10-1100-421-00-74-500-25	Materials PK-5	01/20/2023	174.65	10-1100-421-00-74-500-25	
20232028	10-1100-421-00-74-500-25	Materials PK-5	01/20/2023	116.97	10-1100-421-00-74-500-25	
20232028	10-1100-421-00-74-500-25	Materials PK-5	01/20/2023	18.69	10-1100-421-00-74-500-25	
20232028	10-1100-421-00-74-500-25	Materials PK-5	01/20/2023	18.69	10-1100-421-00-74-500-25	
20232028	10-1100-421-00-74-500-25	Materials PK-5	01/20/2023	118.93	10-1100-421-00-74-500-25	
20232026	10-2660-319-61-79-600-14	Software Maintenance	01/20/2023	417.57	10-2660-319-61-79-600-14	
20232028	10-1100-421-00-74-500-25	Materials PK-5	01/20/2023	119.85	10-1100-421-00-74-500-25	
20232035	10-2213-415-00-74-150-13	Conley Staff Devel Supplies	01/20/2023	269.00	10-2213-415-00-74-150-13	
20232028	10-1100-421-00-74-500-25	Materials PK-5	01/20/2023	95.88	10-1100-421-00-74-500-25	
20232028	10-1100-421-00-74-500-25	Materials PK-5	01/20/2023	79.90	10-1100-421-00-74-500-25	
20232028	10-1100-421-00-74-500-25	Materials PK-5	01/20/2023	149.85	10-1100-421-00-74-500-25	
20232028	10-1100-423-00-74-500-25	New Adoption PK-5	01/20/2023	12.23	10-1100-423-00-74-500-25	

Huntley Community School District 158

P.O. Summary by Vendor (Custom)

From: 1/13/2023 to 1/27/2023

P.O. #	Account Number	Account# Description	P.O. Date	Original Amount	State Account Number
20232028	10-1100-423-00-74-500-25	New Adoption PK-5	01/20/2023	19.85	10-1100-423-00-74-500-25
20232028	10-1100-423-00-74-500-25	New Adoption PK-5	01/20/2023	24.46	10-1100-423-00-74-500-25
20232028	10-1100-423-00-74-500-25	New Adoption PK-5	01/20/2023	25.99	10-1100-423-00-74-500-25
20232028	10-1100-421-00-74-500-25	Materials PK-5	01/20/2023	119.88	10-1100-421-00-74-500-25
20232040	10-158	Activity Funds	01/20/2023	147.20	10-120
20232035	10-2130-332-00-79-600-14	Health Travel	01/20/2023	51.50	10-2130-332-00-79-600-14
20232043	10-158	Activity Funds	01/20/2023	1,506.96	10-120
20232043	10-2213-415-00-74-140-13	Mackeben Staff Devel Supplies	01/20/2023	188.50	10-2213-415-00-74-140-13
20232042	10-1200-410-66-71-300-13	STEP Supplies	01/20/2023	107.59	10-1200-410-66-71-300-13
20232042	10-1200-410-66-71-300-13	STEP Supplies	01/20/2023	250.75	10-1200-410-66-71-300-13
20232041	10-158	Activity Funds	01/20/2023	92.08	10-120
20232045	10-1125-410-97-79-600-14	All Children Supplies	01/20/2023	62.75	10-1125-410-97-79-600-14
20232041	10-1120-410-09-74-210-13	Home Ec Heineman	01/20/2023	7.18	10-1120-410-09-74-210-13
20232045	10-1125-410-97-79-600-14	All Children Supplies	01/20/2023	5.99	10-1125-410-97-79-600-14
20232040	10-158	Activity Funds	01/20/2023	449.03	10-120
20232040	10-158	Activity Funds	01/20/2023	39.97	10-120
20232040	10-158	Activity Funds	01/20/2023	39.97	10-120
20232040	10-158	Activity Funds	01/20/2023	64.16	10-120
20232040	10-158	Activity Funds	01/20/2023	94.24	10-120
20232040	10-158	Activity Funds	01/20/2023	3,234.06	10-120
20232040	10-158	Activity Funds	01/20/2023	33.91	10-120
20232041	10-1120-410-09-74-210-13	Home Ec Heineman	01/20/2023	141.43	10-1120-410-09-74-210-13
20232047	20-2542-410-00-79	Supplies B & G	01/20/2023	86.11	20-2542-410-00-79
20232028	10-2213-415-00-74-500-14	Staff Dev Supplies 6-12	01/20/2023	9.18	10-2213-415-00-74-500-14
20232050	10-2642-350-00-74-500-14	Advertising Human Res	01/20/2023	330.00	10-2642-350-00-74-500-14
20232050	10-2642-350-00-74-500-14	Advertising Human Res	01/20/2023	199.00	10-2642-350-00-74-500-14
20232050	10-2642-350-00-74-500-14	Advertising Human Res	01/20/2023	25.90	10-2642-350-00-74-500-14
20232047	20-2540-640-00-79	Dues & Fees	01/20/2023	45.00	20-2540-640-00-79
20232047	20-2540-640-00-79	Dues & Fees	01/20/2023	25.00	20-2540-640-00-79
20232045	10-1125-410-97-79-600-14	All Children Supplies	01/20/2023	14.99	10-1125-410-97-79-600-14
20232047	20-2542-410-00-79	Supplies B & G	01/20/2023	16.58	20-2542-410-00-79
20232040	10-158	Activity Funds	01/20/2023	14.99	10-120
20232046	10-2560-410-00-74-140-13	Cafe Supplies Mackeben	01/20/2023	9.96	10-2560-410-00-74-140-13
20232045	10-2213-415-00-72-165-13	Preschool Staff Devel Supplies	01/20/2023	209.98	10-2213-415-00-72-165-13

39

Huntley Community School District 158

P.O. Summary by Vendor (Custom)

From: 1/13/2023 to 1/27/2023

P.O. #	Account Number	Account# Description	P.O. Date	Original Amount	State Account Number	
20232045	10-1125-410-97-79-600-14	All Children Supplies	01/20/2023	34.99	10-1125-410-97-79-600-14	
20232045	10-1125-410-97-79-600-14	All Children Supplies	01/20/2023	140.91	10-1125-410-97-79-600-14	
20232045	10-1225-410-95-79-600-14	ECE Instr Supplies	01/20/2023	8.26	10-1225-410-95-79-600-14	
20232045	10-1125-410-97-79-600-14	All Children Supplies	01/20/2023	254.80	10-1125-410-97-79-600-14	
20232045	10-1125-410-97-79-600-14	All Children Supplies	01/20/2023	11.29	10-1125-410-97-79-600-14	
20232047	20-2542-410-00-79	Supplies B & G	01/20/2023	241.96	20-2542-410-00-79	
20232037	10-1130-410-05-71-300-13	English Supplies HS	01/20/2023	199.93	10-1130-410-05-71-300-13	
20232037	10-1130-410-67-71-300-13	PLTW Supplies 6-12	01/20/2023	8.24	10-1130-410-67-71-300-13	
20232037	10-2410-410-00-71-300-14	Copier Paper & Toner HS	01/20/2023	168.89	10-2410-410-00-71-300-14	
20232037	10-1130-410-13-71-300-13	Science Supplies HS	01/20/2023	276.86	10-1130-410-13-71-300-13	
20232037	10-2220-430-00-71-300-13	Media Center HS	01/20/2023	9.94	10-2220-430-00-71-300-13	
20232037	10-2220-430-00-71-300-13	Media Center HS	01/20/2023	44.99	10-2220-430-00-71-300-13	
20232037	10-1130-323-00-71-300-13	Repairs HS	01/20/2023	46.25	10-1130-323-00-71-300-13	40
20232040	10-158	Activity Funds	01/20/2023	44.97	10-120	
20232037	10-1538-410-00-71-305-13	TV Production Supplies	01/20/2023	179.97	10-1538-410-00-71-305-13	
20232037	10-1400-410-09-71-300-13	Home Economics Supplies	01/20/2023	51.53	10-1400-410-09-71-300-13	
20232037	10-1130-410-05-71-300-13	English Supplies HS	01/20/2023	59.54	10-1130-410-05-71-300-13	
20232037	10-1130-410-05-71-300-13	English Supplies HS	01/20/2023	23.40	10-1130-410-05-71-300-13	
20232037	10-1130-410-05-71-300-13	English Supplies HS	01/20/2023	80.00	10-1130-410-05-71-300-13	
20232037	10-1130-410-05-71-300-13	English Supplies HS	01/20/2023	66.95	10-1130-410-05-71-300-13	
20232037	10-1130-420-00-71-300-13	HS Curriculum Textbooks	01/20/2023	97.37	10-1130-420-00-71-300-13	
20232037	10-1130-410-00-71-300-13	Inst Supplies HS	01/20/2023	277.19	10-1130-410-00-71-300-13	
20231976	10-158	Activity Funds	01/13/2023	169.53	10-120	
20232037	10-1538-410-00-71-305-13	TV Production Supplies	01/20/2023	354.30	10-1538-410-00-71-305-13	
20232038	10-1110-410-00-71-100-13	Inst Supplies Leggee	01/20/2023	107.12	10-1110-410-00-71-100-13	
20232035	10-2410-410-00-74-150-14	Copier Paper & Toner Conley	01/20/2023	36.86	10-2410-410-00-74-150-14	
20232040	10-158	Activity Funds	01/20/2023	14.99	10-120	
20232040	10-158	Activity Funds	01/20/2023	29.98	10-120	
20232040	10-158	Activity Funds	01/20/2023	14.99	10-120	
20232038	10-158	Activity Funds	01/20/2023	106.70	10-120	
20232038	10-158	Activity Funds	01/20/2023	59.82	10-120	
20232038	10-2410-410-00-71-100-14	Copier Paper & Toner Leggee	01/20/2023	92.89	10-2410-410-00-71-100-14	
20232037	10-1130-410-12-71-300-13	Music Supplies HS	01/20/2023	460.00	10-1130-410-12-71-300-13	
20232038	10-1110-410-00-71-100-13	Inst Supplies Leggee	01/20/2023	98.60	10-1110-410-00-71-100-13	

Huntley Community School District 158

P.O. Summary by Vendor (Custom)

From: 1/13/2023 to 1/27/2023

P.O. #	Account Number	Account# Description	P.O. Date	Original Amount	State Account Number	
20232037	10-1130-410-67-71-300-13	PLTW Supplies 6-12	01/20/2023	35.99	10-1130-410-67-71-300-13	
20232038	10-158	Activity Funds	01/20/2023	185.82	10-120	
20232038	10-2220-430-00-71-100-13	Media Center Leggee	01/20/2023	13.19	10-2220-430-00-71-100-13	
20232037	10-2213-415-00-71-300-13	HHS Staff Devel Supplies	01/20/2023	101.38	10-2213-415-00-71-300-13	
20232037	10-1130-410-02-71-300-13	Art Supplies HS	01/20/2023	13.48	10-1130-410-02-71-300-13	
20232037	10-1130-410-02-71-300-13	Art Supplies HS	01/20/2023	40.16	10-1130-410-02-71-300-13	
20232037	10-1130-410-15-71-300-13	Social Studies Supplies HS	01/20/2023	80.00	10-1130-410-15-71-300-13	
20232040	10-158	Activity Funds	01/20/2023	30.99	10-120	
20232038	10-1110-410-00-71-100-13	Inst Supplies Leggee	01/20/2023	95.08	10-1110-410-00-71-100-13	
20231965	10-1110-410-00-71-100-13	Inst Supplies Leggee	01/13/2023	41.96	10-1110-410-00-71-100-13	
20231967	10-158	Activity Funds	01/13/2023	104.93	10-120	
20231967	10-158	Activity Funds	01/13/2023	7,375.00	10-120	
20231965	10-1110-410-00-71-100-13	Inst Supplies Leggee	01/13/2023	87.74	10-1110-410-00-71-100-13	41
20231965	10-158	Activity Funds	01/13/2023	79.98	10-120	
20231965	10-158	Activity Funds	01/13/2023	25.65	10-120	
20231965	10-158	Activity Funds	01/13/2023	36.34	10-120	
20231968	10-1120-410-00-74-210-13	Inst Supplies Heineman	01/13/2023	35.98	10-1120-410-00-74-210-13	
20231965	10-1110-410-00-71-100-13	Inst Supplies Leggee	01/13/2023	11.99	10-1110-410-00-71-100-13	
20231967	10-158	Activity Funds	01/13/2023	118.40	10-120	
20231965	10-1110-410-00-71-100-13	Inst Supplies Leggee	01/13/2023	10.44	10-1110-410-00-71-100-13	
20231965	10-1110-410-00-71-100-13	Inst Supplies Leggee	01/13/2023	239.70	10-1110-410-00-71-100-13	
20231964	10-1130-410-02-71-300-13	Art Supplies HS	01/13/2023	74.83	10-1130-410-02-71-300-13	
20231964	10-1130-410-15-71-300-13	Social Studies Supplies HS	01/13/2023	373.20	10-1130-410-15-71-300-13	
20231964	10-1130-332-00-71-300-13	Teacher Travel HS	01/13/2023	149.00	10-1130-332-00-71-300-13	
20231964	10-2410-332-00-71-300-13	Prin Travel HS	01/13/2023	149.00	10-2410-332-00-71-300-13	
20231964	10-1400-410-09-71-300-13	Home Economics Supplies	01/13/2023	51.00	10-1400-410-09-71-300-13	
20231965	10-158	Activity Funds	01/13/2023	(45.89)	10-120	
20231967	10-1543-640-00-71-305-13	Activities Fees	01/13/2023	315.00	10-1543-640-00-71-305-13	
20231976	10-158	Activity Funds	01/13/2023	105.07	10-120	
20231968	10-2410-410-00-74-210-13	Office Supplies Heineman	01/13/2023	23.32	10-2410-410-00-74-210-13	
20231968	10-2410-410-00-74-210-13	Office Supplies Heineman	01/13/2023	5.95	10-2410-410-00-74-210-13	
20231968	10-1120-410-12-74-210-13	Chorus/Band Supplies Heineman	01/13/2023	42.98	10-1120-410-12-74-210-13	
20231968	10-158	Activity Funds	01/13/2023	71.22	10-120	
20231968	10-158	Activity Funds	01/13/2023	(71.64)	10-120	

Huntley Community School District 158

P.O. Summary by Vendor (Custom)

From: 1/13/2023 to 1/27/2023

P.O. #	Account Number	Account# Description	P.O. Date	Original Amount	State Account Number	
20231968	10-158	Activity Funds	01/13/2023	71.64	10-120	
20231967	10-158	Activity Funds	01/13/2023	23.98	10-120	
20231967	10-158	Activity Funds	01/13/2023	323.12	10-120	
20231967	10-158	Activity Funds	01/13/2023	20.99	10-120	
20231967	10-1543-640-00-71-305-13	Activities Fees	01/13/2023	250.00	10-1543-640-00-71-305-13	
20231967	10-1543-640-00-71-305-13	Activities Fees	01/13/2023	165.00	10-1543-640-00-71-305-13	
20231967	10-158	Activity Funds	01/13/2023	438.27	10-120	
20231967	10-158	Activity Funds	01/13/2023	107.82	10-120	
20231967	10-158	Activity Funds	01/13/2023	62.40	10-120	
20231967	10-158	Activity Funds	01/13/2023	124.48	10-120	
20231964	10-1130-490-00-71-300-13	Instructional Coaching Supplies HS	01/13/2023	49.00	10-1130-490-00-71-300-13	
20231967	10-158	Activity Funds	01/13/2023	264.33	10-120	
20231962	10-1110-410-00-74-150-13	Inst Supplies Conley	01/13/2023	39.19	10-1110-410-00-74-150-13	42
20231964	10-1130-410-13-71-300-13	Science Supplies HS	01/13/2023	89.56	10-1130-410-13-71-300-13	
20231964	10-1130-410-67-71-300-13	PLTW Supplies 6-12	01/13/2023	30.99	10-1130-410-67-71-300-13	
20231964	10-2410-410-00-71-300-14	Copier Paper & Toner HS	01/13/2023	38.01	10-2410-410-00-71-300-14	
20231964	10-1130-490-02-71-300-13	High School Fine Arts/PAC Supplies	01/13/2023	(12.98)	10-1130-490-02-71-300-13	
20231964	10-1130-323-00-71-300-13	Repairs HS	01/13/2023	23.23	10-1130-323-00-71-300-13	
20231964	10-1130-410-13-71-300-13	Science Supplies HS	01/13/2023	280.46	10-1130-410-13-71-300-13	
20231964	10-1130-490-00-71-300-13	Instructional Coaching Supplies HS	01/13/2023	24.88	10-1130-490-00-71-300-13	
20231964	10-1130-410-67-71-300-13	PLTW Supplies 6-12	01/13/2023	28.21	10-1130-410-67-71-300-13	
20231963	10-158	Activity Funds	01/13/2023	304.66	10-120	
20231964	10-1130-410-67-71-300-13	PLTW Supplies 6-12	01/13/2023	100.17	10-1130-410-67-71-300-13	
20231962	10-2410-410-00-74-150-13	Office Supplies Conley	01/13/2023	40.52	10-2410-410-00-74-150-13	
20231962	10-1110-410-00-74-150-13	Inst Supplies Conley	01/13/2023	165.40	10-1110-410-00-74-150-13	
20231962	10-2410-410-00-74-150-13	Office Supplies Conley	01/13/2023	63.47	10-2410-410-00-74-150-13	
20231962	10-2410-410-00-74-150-13	Office Supplies Conley	01/13/2023	29.97	10-2410-410-00-74-150-13	
20231962	10-2410-410-00-74-150-13	Office Supplies Conley	01/13/2023	51.38	10-2410-410-00-74-150-13	
20231962	10-2410-410-00-74-150-13	Office Supplies Conley	01/13/2023	26.40	10-2410-410-00-74-150-13	
20231962	10-2220-490-00-74-150-13	Media Center Tech Conley	01/13/2023	38.09	10-2220-490-00-74-150-13	
20231963	10-158	Activity Funds	01/13/2023	303.65	10-120	
20231964	10-2410-410-00-71-300-13	Office Supplies HS	01/13/2023	23.63	10-2410-410-00-71-300-13	
20231968	10-1120-410-00-74-210-13	Inst Supplies Heineman	01/13/2023	27.02	10-1120-410-00-74-210-13	
20231964	10-1130-490-00-71-300-13	Instructional Coaching Supplies HS	01/13/2023	30.46	10-1130-490-00-71-300-13	

Huntley Community School District 158

P.O. Summary by Vendor (Custom)

From: 1/13/2023 to 1/27/2023

P.O. #	Account Number	Account# Description	P.O. Date	Original Amount	State Account Number	
20231964	10-1400-410-09-71-300-13	Home Economics Supplies	01/13/2023	21.99	10-1400-410-09-71-300-13	
20231964	10-1400-410-09-71-300-13	Home Economics Supplies	01/13/2023	16.50	10-1400-410-09-71-300-13	
20231964	10-1400-410-09-71-300-13	Home Economics Supplies	01/13/2023	30.17	10-1400-410-09-71-300-13	
20231964	10-1400-410-09-71-300-13	Home Economics Supplies	01/13/2023	80.52	10-1400-410-09-71-300-13	
20231964	10-1130-410-00-71-300-13	Inst Supplies HS	01/13/2023	97.20	10-1130-410-00-71-300-13	
20231964	10-1130-410-67-71-300-13	PLTW Supplies 6-12	01/13/2023	15.06	10-1130-410-67-71-300-13	
20231964	10-2410-410-00-71-300-13	Office Supplies HS	01/13/2023	54.66	10-2410-410-00-71-300-13	
20231964	10-2213-415-00-71-300-13	HHS Staff Devel Supplies	01/13/2023	400.00	10-2213-415-00-71-300-13	
20231964	10-1130-410-05-71-300-13	English Supplies HS	01/13/2023	19.99	10-1130-410-05-71-300-13	
20231964	10-1130-410-05-71-300-13	English Supplies HS	01/13/2023	15.95	10-1130-410-05-71-300-13	
20231964	10-1130-410-05-71-300-13	English Supplies HS	01/13/2023	21.49	10-1130-410-05-71-300-13	
20231964	10-1130-410-67-71-300-13	PLTW Supplies 6-12	01/13/2023	24.99	10-1130-410-67-71-300-13	
20231964	10-1130-410-67-71-300-13	PLTW Supplies 6-12	01/13/2023	14.92	10-1130-410-67-71-300-13	43
20231964	10-1130-410-67-71-300-13	PLTW Supplies 6-12	01/13/2023	8.60	10-1130-410-67-71-300-13	
20231964	10-1130-410-67-71-300-13	PLTW Supplies 6-12	01/13/2023	7.00	10-1130-410-67-71-300-13	
20231964	10-2410-410-00-71-300-13	Office Supplies HS	01/13/2023	12.82	10-2410-410-00-71-300-13	
20231972	10-2300-410-97-79-600-14	All Children Gen Admin Sup	01/13/2023	5.04	10-2300-410-97-79-600-14	
20231971	10-2410-410-00-74-210-13	Office Supplies Heineman	01/13/2023	20.80	10-2410-410-00-74-210-13	
20231973	10-2560-410-00-72-120-13	Cafe Supplies Martin	01/13/2023	30.98	10-2560-410-00-72-120-13	
20231972	10-2213-415-00-72-165-13	Preschool Staff Devel Supplies	01/13/2023	47.94	10-2213-415-00-72-165-13	
20231972	10-1125-410-97-79-600-14	All Children Supplies	01/13/2023	97.86	10-1125-410-97-79-600-14	
20231972	10-1225-410-95-79-600-14	ECE Instr Supplies	01/13/2023	7.95	10-1225-410-95-79-600-14	
20231972	10-158	Activity Funds	01/13/2023	34.65	10-120	
20231975	10-2321-332-00-74-500-14	Travel Supt	01/13/2023	414.10	10-2321-332-00-74-500-14	
20231972	10-1125-410-97-79-600-14	All Children Supplies	01/13/2023	86.08	10-1125-410-97-79-600-14	
20231975	10-2321-415-00-74-500-14	Community Supplies	01/13/2023	104.00	10-2321-415-00-74-500-14	
20231972	10-2410-491-00-72-165-13	Rebate Supplies ECE	01/13/2023	215.88	10-2410-491-00-72-165-13	
20231972	10-1125-410-97-79-600-14	All Children Supplies	01/13/2023	17.88	10-1125-410-97-79-600-14	
20231971	10-1120-410-00-74-210-13	Inst Supplies Heineman	01/13/2023	(81.48)	10-1120-410-00-74-210-13	
20231971	10-1120-410-09-74-210-13	Home Ec Heineman	01/13/2023	85.61	10-1120-410-09-74-210-13	
20231971	10-1120-410-13-74-210-07	Heineman Science Supplies 7	01/13/2023	40.51	10-1120-410-13-74-210-07	
20231971	10-1120-410-12-74-210-13	Chorus/Band Supplies Heineman	01/13/2023	216.00	10-1120-410-12-74-210-13	
20231968	10-1120-410-00-74-210-13	Inst Supplies Heineman	01/13/2023	(17.99)	10-1120-410-00-74-210-13	
20231972	10-1125-410-97-79-600-14	All Children Supplies	01/13/2023	36.58	10-1125-410-97-79-600-14	

Huntley Community School District 158

P.O. Summary by Vendor (Custom)

From: 1/13/2023 to 1/27/2023

P.O. #	Account Number	Account# Description	P.O. Date	Original Amount	State Account Number
20231976	10-158	Activity Funds	01/13/2023	323.94	10-120
20231976	10-158	Activity Funds	01/13/2023	193.54	10-120
20231976	10-158	Activity Funds	01/13/2023	193.54	10-120
20231976	10-158	Activity Funds	01/13/2023	193.54	10-120
20231976	10-158	Activity Funds	01/13/2023	193.54	10-120
20231976	10-158	Activity Funds	01/13/2023	424.41	10-120
20231976	10-158	Activity Funds	01/13/2023	19.00	10-120
20231973	10-2560-410-00-71-300-13	Cafe Supplies HS	01/13/2023	492.81	10-2560-410-00-71-300-13
20231976	10-158	Activity Funds	01/13/2023	253.73	10-120
20231971	10-1120-410-00-74-210-13	Inst Supplies Heineman	01/13/2023	216.24	10-1120-410-00-74-210-13
20231976	10-158	Activity Funds	01/13/2023	323.94	10-120
20231976	10-158	Activity Funds	01/13/2023	49.99	10-120
20231976	10-158	Activity Funds	01/13/2023	100.83	10-120
20231976	10-158	Activity Funds	01/13/2023	16.65	10-120
20231976	10-158	Activity Funds	01/13/2023	59.97	10-120
20231975	10-2321-390-00-74-500-14	Purchased Service Supt	01/13/2023	102.56	10-2321-390-00-74-500-14
20231975	10-2321-332-00-74-500-14	Travel Supt	01/13/2023	84.99	10-2321-332-00-74-500-14
20231976	10-158	Activity Funds	01/13/2023	58.75	10-120
20231969	10-1200-410-66-71-300-13	STEP Supplies	01/13/2023	258.66	10-1200-410-66-71-300-13
20231970	10-2213-415-00-74-140-13	Mackeben Staff Devel Supplies	01/13/2023	225.00	10-2213-415-00-74-140-13
20231971	10-1120-410-00-74-210-13	Inst Supplies Heineman	01/13/2023	96.00	10-1120-410-00-74-210-13
20231970	10-158	Activity Funds	01/13/2023	34.60	10-120
20231970	10-2220-430-00-74-140-13	Media Center Mackeben	01/13/2023	67.77	10-2220-430-00-74-140-13
20231970	10-2410-410-00-74-140-13	Office Supplies Mackeben	01/13/2023	16.99	10-2410-410-00-74-140-13
20231970	10-2410-410-00-74-140-14	Copier Paper & Toner Mackeben	01/13/2023	197.29	10-2410-410-00-74-140-14
20231976	10-158	Activity Funds	01/13/2023	193.54	10-120
20231970	10-2410-410-00-74-140-14	Copier Paper & Toner Mackeben	01/13/2023	627.12	10-2410-410-00-74-140-14
20231970	10-158	Activity Funds	01/13/2023	10.00	10-120
20231968	10-1120-410-09-74-210-13	Home Ec Heineman	01/13/2023	19.13	10-1120-410-09-74-210-13
20231968	10-1120-410-09-74-210-13	Home Ec Heineman	01/13/2023	9.36	10-1120-410-09-74-210-13
20231968	10-1120-360-00-74-210-13	Printing Heineman	01/13/2023	284.42	10-1120-360-00-74-210-13
20231968	10-1120-360-00-74-210-13	Printing Heineman	01/13/2023	107.89	10-1120-360-00-74-210-13
20231968	10-1120-410-12-74-210-13	Chorus/Band Supplies Heineman	01/13/2023	128.99	10-1120-410-12-74-210-13
20231968	10-1535-410-00-74-210-15	Wrestling Supplies Heineman	01/13/2023	9.98	10-1535-410-00-74-210-15

44

Huntley Community School District 158

P.O. Summary by Vendor (Custom)

From: 1/13/2023 to 1/27/2023

P.O. #	Account Number	Account# Description	P.O. Date	Original Amount	State Account Number
20231970	10-2410-410-00-74-140-14	Copier Paper & Toner Mackeben	01/13/2023	(118.99)	10-2410-410-00-74-140-14
20231971	10-1120-410-13-74-210-07	Heineman Science Supplies 7	01/13/2023	10.99	10-1120-410-13-74-210-07
20231971	10-1120-410-12-74-210-13	Chorus/Band Supplies Heineman	01/13/2023	80.99	10-1120-410-12-74-210-13
20231971	10-2410-640-00-74-210-13	Office Dues & Fees Heineman	01/13/2023	598.00	10-2410-640-00-74-210-13
20231971	10-2410-410-00-74-210-14	Copier Paper & Toner Heineman	01/13/2023	210.95	10-2410-410-00-74-210-14
20231971	10-2410-410-00-74-210-13	Office Supplies Heineman	01/13/2023	79.00	10-2410-410-00-74-210-13
20231971	10-2410-410-00-74-210-13	Office Supplies Heineman	01/13/2023	108.41	10-2410-410-00-74-210-13
20231971	10-1120-410-12-74-210-13	Chorus/Band Supplies Heineman	01/13/2023	14.95	10-1120-410-12-74-210-13
20231971	10-1120-410-13-74-210-07	Heineman Science Supplies 7	01/13/2023	151.62	10-1120-410-13-74-210-07
20231970	10-2213-415-00-74-140-13	Mackeben Staff Devel Supplies	01/13/2023	89.94	10-2213-415-00-74-140-13
20231971	10-1120-410-13-74-210-07	Heineman Science Supplies 7	01/13/2023	16.63	10-1120-410-13-74-210-07
20231970	10-2410-410-00-74-140-13	Office Supplies Mackeben	01/13/2023	105.59	10-2410-410-00-74-140-13
20231971	10-1120-410-13-74-210-07	Heineman Science Supplies 7	01/13/2023	43.91	10-1120-410-13-74-210-07
20231971	10-1120-410-00-74-210-13	Inst Supplies Heineman	01/13/2023	163.98	10-1120-410-00-74-210-13
20231971	10-1120-410-12-74-210-13	Chorus/Band Supplies Heineman	01/13/2023	50.51	10-1120-410-12-74-210-13
20231971	10-1120-410-12-74-210-13	Chorus/Band Supplies Heineman	01/13/2023	5.90	10-1120-410-12-74-210-13
20231971	10-2220-430-00-74-210-13	Media Center Heineman	01/13/2023	464.72	10-2220-430-00-74-210-13
20231971	10-2220-430-00-74-210-13	Media Center Heineman	01/13/2023	7.99	10-2220-430-00-74-210-13
20231971	10-2220-430-00-74-210-13	Media Center Heineman	01/13/2023	22.69	10-2220-430-00-74-210-13
			Total	$65,609.91	

45

Camelot Therapeutic Schools LLC

20232066	10-4220-670-00-79-600-14	Sp Ed Private Tuition	01/27/2023	1,654.64	10-4220-670-00-79-600-14
20232066	10-4220-670-00-79-600-14	Sp Ed Private Tuition	01/27/2023	0.00	10-4220-670-00-79-600-14
			Total	$1,654.64	

Canteen Refreshments

20232051	10-2560-415-00-71-300-13	Cafe Food HS	01/26/2023	594.71	10-2560-415-00-71-300-13
			Total	$594.71	

Carolina Biological Supply Co

20231986			01/24/2023	0.00	
20231929	10-1130-410-67-71-300-13	PLTW Supplies 6-12	01/17/2023	1,325.00	10-1130-410-67-71-300-13

P.O. #	Account Number	Account# Description	P.O. Date	Original Amount	State Account Number
20231928			01/17/2023	0.00	
20231929			01/17/2023	0.00	
20231928	10-1130-410-67-71-300-13	PLTW Supplies 6-12	01/17/2023	65.00	10-1130-410-67-71-300-13
20231928	10-1130-410-67-71-300-13	PLTW Supplies 6-12	01/17/2023	1,325.00	10-1130-410-67-71-300-13
20231986	10-1130-410-67-71-300-13	PLTW Supplies 6-12	01/24/2023	19.95	10-1130-410-67-71-300-13
20231986	10-1130-410-67-71-300-13	PLTW Supplies 6-12	01/24/2023	38.04	10-1130-410-67-71-300-13
20231929	10-1130-410-67-71-300-13	PLTW Supplies 6-12	01/17/2023	65.00	10-1130-410-67-71-300-13
			Total	$2,837.99	
CDW Government Inc					
20231915	10-2660-490-00-79-600-14	Inventoriable Equipment Tech	01/13/2023	10.56	10-2660-490-00-79-600-14
20231915	10-2660-490-00-79-600-14	Inventoriable Equipment Tech	01/13/2023	612.00	10-2660-490-00-79-600-14
20231980	10-2220-490-00-71-100-13	Media Center Tech Leggee	01/20/2023	69.48	10-2220-490-00-71-100-13
20231987	10-2660-319-61-79-600-14	Software Maintenance	01/24/2023	39,150.00	10-2660-319-61-79-600-14
20231980	10-2220-490-00-71-100-13	Media Center Tech Leggee	01/20/2023	10.56	10-2220-490-00-71-100-13
20231930	10-2660-319-00-79-600-14	Hardware Maintenance Renewal	01/17/2023	15,941.00	10-2660-319-00-79-600-14
			Total	$55,793.60	
Center for Psychological Services					
20231994	10-2140-310-92-79-600-14	IDEA Psychological Services	01/24/2023	0.00	10-2140-310-92-79-600-14
20231994	10-2140-310-92-79-600-14	IDEA Psychological Services	01/24/2023	1,200.00	10-2140-310-92-79-600-14
			Total	$1,200.00	
Central States Bus Sales Inc					
20231938	40-2554-410-00-79	Fleet Supplies	01/18/2023	7,085.00	40-2554-410-00-79
20231938	40-2554-410-00-79	Fleet Supplies	01/18/2023	2,233.44	40-2554-410-00-79
			Total	$9,318.44	
Chicago Poetry Center					
20231995	10-1100-310-76-79-600-14	CURES Instruc Pur Svcs	01/24/2023	1,000.00	10-1100-310-76-79-600-14
			Total	$1,000.00	
Colley Elevator Co					

46

P.O. #	Account Number	Account# Description	P.O. Date	Original Amount	State Account Number
20231947	20-2542-323-00-79	Repairs & Maint Buildings	01/18/2023	1,899.00	20-2542-323-00-79
20231947			01/18/2023	0.00	
20231947			01/18/2023	0.00	
			Total	$1,899.00	
Commercial Specialties Inc					
20231981	20-2542-323-00-79	Repairs & Maint Buildings	01/20/2023	766.00	20-2542-323-00-79
			Total	$766.00	
CommonLit Inc					
20231988	10-2212-310-00-79-505-25	Curr Gen Pur Svc PK-5	01/24/2023	9,750.00	10-2212-310-00-79-505-25
			Total	$9,750.00	
Crystal Lake School District 47					
20231996	10-4120-310-92-79-600-14	IDEA Payments to Other Districts	01/24/2023	0.00	10-4120-310-92-79-600-14
20231996	10-4120-310-92-79-600-14	IDEA Payments to Other Districts	01/24/2023	300.00	10-4120-310-92-79-600-14
20231996	10-4120-310-92-79-600-14	IDEA Payments to Other Districts	01/24/2023	225.00	10-4120-310-92-79-600-14
			Total	$525.00	
D & H Energy Managment Company					
20231924	20-2542-323-00-79	Repairs & Maint Buildings	01/13/2023	575.00	20-2542-323-00-79
20231924			01/13/2023	0.00	
20231924	20-2542-323-00-79	Repairs & Maint Buildings	01/13/2023	1,500.00	20-2542-323-00-79
			Total	$2,075.00	
Dreisilker Electric Motors Inc					
20231920	20-2542-410-00-79	Supplies B & G	01/13/2023	351.97	20-2542-410-00-79
			Total	$351.97	
DuPage Federation on Human Services					
20232052	10-2213-310-00-79-600-14	Special Svcs Pur Svc	01/26/2023	60.12	10-2213-310-00-79-600-14
20232052	10-2213-310-00-79-600-14	Special Svcs Pur Svc	01/26/2023	24.75	10-2213-310-00-79-600-14

47

P.O. #	Account Number	Account# Description	P.O. Date	Original Amount	State Account Number
20232052	10-1200-310-92-79-600-14	IDEA General Purchased Service	01/26/2023	94.05	10-1200-310-92-79-600-14
20232052	10-1200-310-92-79-600-14	IDEA General Purchased Service	01/26/2023	6.60	10-1200-310-92-79-600-14
			Total	$185.52	
Easterseals					
20231997	10-2210-314-92-79-605-14	IDEA Impr of Instr-Staff Dev	01/24/2023	3,600.00	10-2210-314-92-79-605-14
20231997	10-2210-314-92-79-605-14	IDEA Impr of Instr-Staff Dev	01/24/2023	0.00	10-2210-314-92-79-605-14
			Total	$3,600.00	
EMS LINQ Inc					
20232053	10-2520-310-00-74-500-14	Prof & Tech Fiscal	01/26/2023	4,200.00	10-2520-310-00-74-500-14
			Total	$4,200.00	
Everyday Speech LLC					
20231931	10-1100-310-75-79-600-14	ESSER III Instruc Pur Svcs	01/17/2023	(46,126.00)	10-1100-310-75-79-600-14
20231931			01/17/2023	0.00	
20231931	10-1100-310-75-79-600-14	ESSER III Instruc Pur Svcs	01/17/2023	105,000.00	10-1100-310-75-79-600-14
			Total	$58,874.00	
Fastsigns Carpentersville					
20232054	40-2550-323-00-79	Repairs and Maintenance	01/26/2023	320.80	40-2550-323-00-79
			Total	$320.80	
Flinn Scientific Inc					
20232065	10-1130-410-13-71-300-13	Science Supplies HS	01/27/2023	855.40	10-1130-410-13-71-300-13
20232065	10-1130-410-13-71-300-13	Science Supplies HS	01/27/2023	128.27	10-1130-410-13-71-300-13
			Total	$983.67	
Follett Content Solutions LLC					
20231916	10-2220-430-00-71-300-13	Media Center HS	01/13/2023	170.37	10-2220-430-00-71-300-13
			Total	$170.37	
Fox Valley Fire Safety					

48

P.O. #	Account Number	Account# Description	P.O. Date	Original Amount	State Account Number
20231998	20-2542-390-00-79	Other Purchased Service	01/24/2023	20.00	20-2542-390-00-79
20231998	20-2542-390-00-79	Other Purchased Service	01/24/2023	20.00	20-2542-390-00-79
20231998	20-2542-390-00-79	Other Purchased Service	01/24/2023	20.00	20-2542-390-00-79
20231998	20-2542-390-00-79	Other Purchased Service	01/24/2023	20.00	20-2542-390-00-79
20231926	20-2542-390-00-79	Other Purchased Service	01/17/2023	147.61	20-2542-390-00-79
20231998	20-2542-390-00-79	Other Purchased Service	01/24/2023	20.00	20-2542-390-00-79
20231998			01/24/2023	0.00	
20231998	20-2542-390-00-79	Other Purchased Service	01/24/2023	20.00	20-2542-390-00-79
20231998	20-2542-390-00-79	Other Purchased Service	01/24/2023	20.00	20-2542-390-00-79
20231926	20-2542-390-00-79	Other Purchased Service	01/17/2023	147.61	20-2542-390-00-79
20231926	20-2542-390-00-79	Other Purchased Service	01/17/2023	106.61	20-2542-390-00-79
20231998	20-2542-390-00-79	Other Purchased Service	01/24/2023	20.00	20-2542-390-00-79
20231926	20-2542-390-00-79	Other Purchased Service	01/17/2023	104.50	20-2542-390-00-79
20231926	20-2542-390-00-79	Other Purchased Service	01/17/2023	104.50	20-2542-390-00-79
20231926	20-2542-390-00-79	Other Purchased Service	01/17/2023	147.61	20-2542-390-00-79
20231926	20-2542-390-00-79	Other Purchased Service	01/17/2023	147.61	20-2542-390-00-79
20231926	20-2542-390-00-79	Other Purchased Service	01/17/2023	470.00	20-2542-390-00-79
20231926	20-2542-390-00-79	Other Purchased Service	01/17/2023	106.61	20-2542-390-00-79
			Total	$1,642.66	

49

Gopher Performance

20231944	10-1110-410-50-72-120-13	PE Supplies Martin	01/18/2023	29.25	10-1110-410-50-72-120-13
20231944	10-1110-410-50-72-120-13	PE Supplies Martin	01/18/2023	213.48	10-1110-410-50-72-120-13
20231944	10-1110-410-50-72-120-13	PE Supplies Martin	01/18/2023	256.20	10-1110-410-50-72-120-13
			Total	$498.93	

Gordon Flesch Co Inc

20231948	10-2900-390-00-79-600-14	Copier Maintenance	01/18/2023	1,056.00	10-2900-390-00-79-600-14
20231999	10-2900-390-00-79-600-14	Copier Maintenance	01/24/2023	792.68	10-2900-390-00-79-600-14
20231999	10-2900-390-00-79-600-14	Copier Maintenance	01/24/2023	1,973.21	10-2900-390-00-79-600-14
20231948	10-2900-390-00-79-600-14	Copier Maintenance	01/18/2023	550.05	10-2900-390-00-79-600-14
20231999	10-2900-390-00-79-600-14	Copier Maintenance	01/24/2023	133.03	10-2900-390-00-79-600-14
20231948	10-2900-390-00-79-600-14	Copier Maintenance	01/18/2023	1,609.64	10-2900-390-00-79-600-14

P.O. #	Account Number	Account# Description	P.O. Date	Original Amount	State Account Number
20231999	10-2900-390-00-79-600-14	Copier Maintenance	01/24/2023	773.34	10-2900-390-00-79-600-14
20231948	10-2900-390-00-79-600-14	Copier Maintenance	01/18/2023	3,190.30	10-2900-390-00-79-600-14
20231948	10-2900-390-00-79-600-14	Copier Maintenance	01/18/2023	775.68	10-2900-390-00-79-600-14
20231999	10-2900-390-00-79-600-14	Copier Maintenance	01/24/2023	940.42	10-2900-390-00-79-600-14
20231999	10-2900-390-00-79-600-14	Copier Maintenance	01/24/2023	806.92	10-2900-390-00-79-600-14
			Total	$12,601.27	
Hargrave Builders Inc					
20232000			01/24/2023	0.00	
20232000	20-2542-323-00-79	Repairs & Maint Buildings	01/24/2023	9,508.00	20-2542-323-00-79
20232000			01/24/2023	0.00	
			Total	$9,508.00	
Hayden Construction & Service					
20232001			01/24/2023	0.00	
20232001	20-2542-390-00-79	Other Purchased Service	01/24/2023	10,650.00	20-2542-390-00-79
20232001	20-2542-323-00-79	Repairs & Maint Buildings	01/24/2023	1,725.00	20-2542-323-00-79
20232001	20-2542-323-00-79	Repairs & Maint Buildings	01/24/2023	1,440.00	20-2542-323-00-79
20232001	20-2542-323-00-79	Repairs & Maint Buildings	01/24/2023	1,620.00	20-2542-323-00-79
20232001			01/24/2023	0.00	
20232002	20-2542-323-00-79	Repairs & Maint Buildings	01/24/2023	500.00	20-2542-323-00-79
20232002			01/24/2023	0.00	
20232001	20-2542-323-00-79	Repairs & Maint Buildings	01/24/2023	600.00	20-2542-323-00-79
			Total	$16,535.00	
Hickman, Kirk					
20231939	10-1130-410-12-71-300-13	Music Supplies HS	01/18/2023	160.00	10-1130-410-12-71-300-13
			Total	$160.00	
Hyperstitch Inc					
20232003			01/24/2023	0.00	
20232003	10-2546-490-00-79-600-14	Security Officer Supplies	01/24/2023	10.50	10-2546-490-00-79-600-14
20232003	10-2546-490-00-79-600-14	Security Officer Supplies	01/24/2023	15.00	10-2546-490-00-79-600-14

Huntley Community School District 158

P.O. Summary by Vendor (Custom)

From: 1/13/2023 to 1/27/2023

P.O. #	Account Number	Account# Description	P.O. Date	Original Amount	State Account Number
			Total	$25.50	
Illinois State University					
20231932	10-2210-312-97-79-600-14	All Children Prof Dev	01/17/2023	225.00	10-2210-312-97-79-600-14
20231932	10-2210-312-97-79-600-14	All Children Prof Dev	01/17/2023	225.00	10-2210-312-97-79-600-14
20231932			01/17/2023	0.00	
20231932	10-2210-312-97-79-600-14	All Children Prof Dev	01/17/2023	225.00	10-2210-312-97-79-600-14
20231932	10-2210-312-97-79-600-14	All Children Prof Dev	01/17/2023	0.00	10-2210-312-97-79-600-14
20231932	10-2210-312-97-79-600-14	All Children Prof Dev	01/17/2023	225.00	10-2210-312-97-79-600-14
20231932	10-2210-312-97-79-600-14	All Children Prof Dev	01/17/2023	225.00	10-2210-312-97-79-600-14
			Total	$1,125.00	
Illinois Tollway Violation					51
20232004	40-2552-640-00-79	Dues & Fees	01/24/2023	26.65	40-2552-640-00-79
20232067	40-2552-640-00-79	Dues & Fees	01/27/2023	45.60	40-2552-640-00-79
20232004	40-2552-640-00-79	Dues & Fees	01/24/2023	19.75	40-2552-640-00-79
20232004	40-2552-640-00-79	Dues & Fees	01/24/2023	33.45	40-2552-640-00-79
20231940	40-2552-640-00-79	Dues & Fees	01/18/2023	59.85	40-2552-640-00-79
			Total	$185.30	
IMG Photo Group					
20231941	10-1100-310-76-79-600-14	CURES Instruc Pur Svcs	01/18/2023	250.00	10-1100-310-76-79-600-14
			Total	$250.00	
IXL Learning Inc					
20231990	10-1100-410-56-79-605-14	RtI Materials 6-12	01/24/2023	(64.00)	10-1100-410-56-79-605-14
20231990	10-1100-410-56-79-605-14	RtI Materials 6-12	01/24/2023	384.00	10-1100-410-56-79-605-14
			Total	$320.00	
Jensens Plumbing & Heating Inc					
20231950			01/18/2023	0.00	
20231950	20-2542-323-00-79	Repairs & Maint Buildings	01/18/2023	1,471.86	20-2542-323-00-79
			Total	$1,471.86	

Huntley Community School District 158

P.O. Summary by Vendor (Custom)

From: 1/13/2023 to 1/27/2023

P.O. #	Account Number	Account# Description	P.O. Date	Original Amount	State Account Number
JJ Keller & Associates Inc					
20232005	40-2552-331-00-79	Contracted Transportation	01/24/2023	2,240.35	40-2552-331-00-79
			Total	$2,240.35	
Johnson Floor Co					
20231982			01/20/2023	0.00	
20232006			01/24/2023	0.00	
20231982	20-2549-323-00-74-600	Insurance Claim Repair	01/20/2023	650.00	20-2549-323-00-74-600
20232006	20-2542-323-00-79	Repairs & Maint Buildings	01/24/2023	1,450.00	20-2542-323-00-79
			Total	$2,100.00	
Kelso Burnett Co					52
20232010	10-2546-323-00-79-600-14	Security Officer Repairs	01/24/2023	24.00	10-2546-323-00-79-600-14
20232008	10-2546-323-00-79-600-14	Security Officer Repairs	01/24/2023	720.00	10-2546-323-00-79-600-14
20231951	10-2546-323-00-79-600-14	Security Officer Repairs	01/18/2023	240.00	10-2546-323-00-79-600-14
20231951			01/18/2023	0.00	
20232007	10-2546-323-00-79-600-14	Security Officer Repairs	01/24/2023	1,620.00	10-2546-323-00-79-600-14
20232007	10-2546-323-00-79-600-14	Security Officer Repairs	01/24/2023	3,449.00	10-2546-323-00-79-600-14
20232007			01/24/2023	0.00	
20231927	10-2660-390-00-79-600-14	Purchased Service Technology	01/17/2023	2,640.00	10-2660-390-00-79-600-14
20232007	10-2546-323-00-79-600-14	Security Officer Repairs	01/24/2023	162.00	10-2546-323-00-79-600-14
20231927	10-2660-390-00-79-600-14	Purchased Service Technology	01/17/2023	132.00	10-2660-390-00-79-600-14
20232010	10-2546-323-00-79-600-14	Security Officer Repairs	01/24/2023	480.00	10-2546-323-00-79-600-14
20232008			01/24/2023	0.00	
20232009	10-2546-490-00-79-600-14	Security Officer Supplies	01/24/2023	8,967.00	10-2546-490-00-79-600-14
20231951	10-2546-323-00-79-600-14	Security Officer Repairs	01/18/2023	12.00	10-2546-323-00-79-600-14
20231927	10-2660-390-00-79-600-14	Purchased Service Technology	01/17/2023	119.00	10-2660-390-00-79-600-14
20232009			01/24/2023	0.00	
20232008	10-2546-323-00-79-600-14	Security Officer Repairs	01/24/2023	36.00	10-2546-323-00-79-600-14
			Total	$18,601.00	
Kendall Hunt Publishing					

P.O. #	Account Number	Account# Description	P.O. Date	Original Amount	State Account Number
20231923	10-1100-310-75-79-600-14	ESSER III Instruc Pur Svcs	01/13/2023	505,419.00	10-1100-310-75-79-600-14
20231923			01/13/2023	0.00	
20231923	10-1100-410-75-79-600-14	ESSER III Instruc Supplies	01/13/2023	243,547.76	10-1100-410-75-79-600-14
			Total	$748,966.76	
Leach Enterprises Inc					
20232061	40-2554-410-00-79	Fleet Supplies	01/26/2023	998.92	40-2554-410-00-79
			Total	$998.92	
Little City Foundation					
20232068	10-4220-670-00-79-600-14	Sp Ed Private Tuition	01/27/2023	18,632.67	10-4220-670-00-79-600-14
20232068	10-4220-670-00-79-600-14	Sp Ed Private Tuition	01/27/2023	14,196.32	10-4220-670-00-79-600-14
20232068	10-4220-670-00-79-600-14	Sp Ed Private Tuition	01/27/2023	0.00	10-4220-670-00-79-600-14
20232011	10-4220-670-00-79-600-14	Sp Ed Private Tuition	01/24/2023	17,745.40	10-4220-670-00-79-600-14
20232011	10-4220-670-00-79-600-14	Sp Ed Private Tuition	01/24/2023	0.00	10-4220-670-00-79-600-14
			Total	$50,574.39	
Lowes					
20231945	10-1558-410-00-71-300-13	VEI Supplies HS	01/18/2023	3,998.00	10-1558-410-00-71-300-13
			Total	$3,998.00	
NCS Pearson Inc.					
20232069			01/27/2023	0.00	
20232069	10-2230-312-00-79-600-14	Testing/Assessment 6-12	01/27/2023	7,593.75	10-2230-312-00-79-600-14
20232069	10-2230-312-00-79-600-25	Testing/Assessment PK-5	01/27/2023	15,187.50	10-2230-312-00-79-600-25
			Total	$22,781.25	
North American Corporation					
20231922			01/13/2023	0.00	
20231922	20-2542-323-00-79	Repairs & Maint Buildings	01/13/2023	345.50	20-2542-323-00-79
			Total	$345.50	
North Shore Transit Inc					

53

P.O. #	Account Number	Account# Description	P.O. Date	Original Amount	State Account Number
20232055	40-2552-331-00-79	Contracted Transportation	01/26/2023	961.32	40-2552-331-00-79
			Total	$961.32	
Northwestern Illinois Association					
20232012	10-4220-670-00-79-600-14	Sp Ed Private Tuition	01/24/2023	40,650.00	10-4220-670-00-79-600-14
20232012	10-4220-670-00-79-600-14	Sp Ed Private Tuition	01/24/2023	0.00	10-4220-670-00-79-600-14
			Total	$40,650.00	
Northwestern Medicine Occupational Health					
20232013	40-2550-310-00-79	Prof & Tech Service Trans	01/24/2023	270.00	40-2550-310-00-79
20232013	40-2550-310-00-79	Prof & Tech Service Trans	01/24/2023	620.00	40-2550-310-00-79
20231949	10-1100-220-00-79-600-14	Regular Programs Insurance	01/18/2023	71,610.00	10-1100-220-00-79-600-14
			Total	$72,500.00	
On Target Sales					
20231991	10-1504-410-00-71-300-15	Baseball Boys Supplies HS	01/24/2023	330.00	10-1504-410-00-71-300-15
20231991	10-1504-410-00-71-300-15	Baseball Boys Supplies HS	01/24/2023	1,485.00	10-1504-410-00-71-300-15
20231991	10-1504-410-00-71-300-15	Baseball Boys Supplies HS	01/24/2023	1,625.00	10-1504-410-00-71-300-15
			Total	$3,440.00	
P & M Distributors Inc					
20232056	10-2560-415-00-74-210-13	Cafe Food Heineman	01/26/2023	354.70	10-2560-415-00-74-210-13
20232070	10-2560-415-00-74-210-13	Cafe Food Heineman	01/27/2023	337.80	10-2560-415-00-74-210-13
20232056	10-2560-415-00-72-220-13	Cafe Food Marlowe	01/26/2023	899.74	10-2560-415-00-72-220-13
20232056	10-2560-415-00-74-210-13	Cafe Food Heineman	01/26/2023	337.80	10-2560-415-00-74-210-13
20232056	10-2560-415-00-72-220-13	Cafe Food Marlowe	01/26/2023	1,294.56	10-2560-415-00-72-220-13
			Total	$3,224.60	
Parkland Preparatory Academy Inc					
20232014	10-4220-670-00-79-600-14	Sp Ed Private Tuition	01/24/2023	3,340.50	10-4220-670-00-79-600-14
20232014	10-4220-670-00-79-600-14	Sp Ed Private Tuition	01/24/2023	0.00	10-4220-670-00-79-600-14
20232014	10-4220-670-00-79-600-14	Sp Ed Private Tuition	01/24/2023	4,194.58	10-4220-670-00-79-600-14

54

P.O. #	Account Number	Account# Description	P.O. Date	Original Amount	State Account Number
			Total	$7,535.08	
Patlin Inc					
20232062	40-2554-410-00-79	Fleet Supplies	01/26/2023	897.10	40-2554-410-00-79
20232062	40-2554-410-00-79	Fleet Supplies	01/26/2023	419.75	40-2554-410-00-79
20232062	40-2554-410-00-79	Fleet Supplies	01/26/2023	551.61	40-2554-410-00-79
			Total	$1,868.46	
PlumbMaster Inc					
20232015	20-2542-410-00-79	Supplies B & G	01/24/2023	272.48	20-2542-410-00-79
			Total	$272.48	
Professional Audio Designs Inc					
20232016	10-2223-323-00-79-600-14	PAC Repairs	01/24/2023	850.00	10-2223-323-00-79-600-14
			Total	$850.00	
Quantum Learning					
20232017	10-2212-310-00-79-505-25	Curr Gen Pur Svc PK-5	01/24/2023	450.00	10-2212-310-00-79-505-25
20232017	10-2212-310-00-79-505-25	Curr Gen Pur Svc PK-5	01/24/2023	4,500.00	10-2212-310-00-79-505-25
			Total	$4,950.00	
Rockford Public Schools					
20232018	10-4220-670-00-79-600-14	Sp Ed Private Tuition	01/24/2023	0.00	10-4220-670-00-79-600-14
20231921	10-4210-670-00-79-600-14	Reg Ed Out of District	01/13/2023	76.93	10-4210-670-00-79-600-14
20232018	10-4220-670-00-79-600-14	Sp Ed Private Tuition	01/24/2023	230.79	10-4220-670-00-79-600-14
			Total	$307.72	
Rush Truck Center Huntley					
20232063	40-2554-410-00-79	Fleet Supplies	01/26/2023	1,685.75	40-2554-410-00-79
20232063	40-2554-410-00-79	Fleet Supplies	01/26/2023	1,755.60	40-2554-410-00-79
20232063	40-2554-410-00-79	Fleet Supplies	01/26/2023	464.97	40-2554-410-00-79
20232063	40-2554-410-00-79	Fleet Supplies	01/26/2023	153.99	40-2554-410-00-79

55

P.O. #	Account Number	Account# Description	P.O. Date	Original Amount	State Account Number
			Total	$4,060.31	
Schoolbells Ltd					
20231979	40-2552-331-00-79	Contracted Transportation	01/20/2023	38,254.00	40-2552-331-00-79
			Total	$38,254.00	
Schroeder Asphalt Services Inc					
20232058	40-2552-590-00-79	EV Bus Power Station	01/26/2023	1,122,000.00	40-2552-590-00-79
20232058			01/26/2023	0.00	
			Total	$1,122,000.00	
Seal of Illinois					
20232019	10-4220-670-00-79-600-14	Sp Ed Private Tuition	01/24/2023	0.00	10-4220-670-00-79-600-14
20232019	10-4220-670-00-79-600-14	Sp Ed Private Tuition	01/24/2023	12,784.05	10-4220-670-00-79-600-14
			Total	$12,784.05	
Senase, Judith					
20232020	10-2150-310-92-79-600-14	IDEA Sp Path & Audiology Serv	01/24/2023	875.00	10-2150-310-92-79-600-14
20232020	10-2150-310-92-79-600-14	IDEA Sp Path & Audiology Serv	01/24/2023	875.00	10-2150-310-92-79-600-14
20232020	10-2150-310-92-79-600-14	IDEA Sp Path & Audiology Serv	01/24/2023	0.00	10-2150-310-92-79-600-14
			Total	$1,750.00	
Supreme School Supply Co					
20231917	10-1130-410-00-71-300-13	Inst Supplies HS	01/13/2023	143.75	10-1130-410-00-71-300-13
20231917	10-1130-410-00-71-300-13	Inst Supplies HS	01/13/2023	237.50	10-1130-410-00-71-300-13
20231917	10-1130-410-00-71-300-13	Inst Supplies HS	01/13/2023	41.90	10-1130-410-00-71-300-13
			Total	$423.15	
TCI					
20231933	10-1130-420-00-71-300-13	HS Curriculum Textbooks	01/17/2023	168.35	10-1130-420-00-71-300-13
20231933	10-1130-420-00-71-300-13	HS Curriculum Textbooks	01/17/2023	3,367.00	10-1130-420-00-71-300-13
			Total	$3,535.35	

56

P.O. #	Account Number	Account# Description	P.O. Date	Original Amount	State Account Number
Tennant Sales and Service					
20231918	20-2542-410-00-79	Supplies B & G	01/13/2023	1,171.68	20-2542-410-00-79
20232059			01/26/2023	0.00	
20232059			01/26/2023	0.00	
20232059	20-2542-410-00-79	Supplies B & G	01/26/2023	297.60	20-2542-410-00-79
			Total	$1,469.28	
Texthelp Inc					
20231946	10-1200-310-92-79-600-14	IDEA General Purchased Service	01/18/2023	0.00	10-1200-310-92-79-600-14
20231946	10-1200-310-92-79-600-14	IDEA General Purchased Service	01/18/2023	17,955.00	10-1200-310-92-79-600-14
			Total	$17,955.00	
TouchMath Acquisition LLC					
20231989			01/24/2023	0.00	
20231989	10-1100-410-72-79-600-14	ARP IDEA Instruc Sup	01/24/2023	700.00	10-1100-410-72-79-600-14
20231989	10-1100-410-72-79-600-14	ARP IDEA Instruc Sup	01/24/2023	0.00	10-1100-410-72-79-600-14
			Total	$700.00	
TPI Tyler Press Inc					
20232022	10-1200-410-92-79-600-14	IDEA Instructional Supplies	01/24/2023	0.00	10-1200-410-92-79-600-14
20232021	10-2633-360-00-74-500-14	Communications Purch Services	01/24/2023	16,066.21	10-2633-360-00-74-500-14
20232022	10-1200-410-92-79-600-14	IDEA Instructional Supplies	01/24/2023	834.20	10-1200-410-92-79-600-14
			Total	$16,900.41	
Trane					
20231925	20-2542-410-00-79	Supplies B & G	01/13/2023	2,519.00	20-2542-410-00-79
			Total	$2,519.00	
Unity School Bus Parts, Inc					
20232064	40-2554-410-00-79	Fleet Supplies	01/26/2023	1,566.40	40-2554-410-00-79
			Total	$1,566.40	

57

Huntley Community School District 158

P.O. Summary by Vendor (Custom)

From: 1/13/2023 to 1/27/2023

P.O. #	Account Number	Account# Description	P.O. Date	Original Amount	State Account Number
US Tennis Court Construction Co					
20231983			01/20/2023	0.00	
20231983			01/20/2023	0.00	
20231983	20-2543-323-00-79	Repairs-Grounds	01/20/2023	11,600.00	20-2543-323-00-79
			Total	$11,600.00	
Village of Huntley					
20232023	20-2546-310-00-71-305	Resource Officer	01/24/2023	406.25	20-2546-310-00-71-305
20232024	20-2546-310-00-71-305	Resource Officer	01/24/2023	227.50	20-2546-310-00-71-305
20232023			01/24/2023	0.00	
20232024			01/24/2023	0.00	
20232024	20-2546-310-00-71-305	Resource Officer	01/24/2023	97.50	20-2546-310-00-71-305
			Total	$731.25	
Wards Science					
20231934			01/17/2023	0.00	
20231935			01/17/2023	0.00	
20231934	10-1130-410-67-71-300-13	PLTW Supplies 6-12	01/17/2023	509.96	10-1130-410-67-71-300-13
20231935	10-1130-410-67-71-300-13	PLTW Supplies 6-12	01/17/2023	509.96	10-1130-410-67-71-300-13
			Total	$1,019.92	
West Music Company					
20231936	10-1110-410-12-72-120-13	Music SuppliesMartin	01/17/2023	89.94	10-1110-410-12-72-120-13
20231936	10-1110-410-12-72-120-13	Music SuppliesMartin	01/17/2023	48.00	10-1110-410-12-72-120-13
20231936	10-1110-410-12-72-120-13	Music SuppliesMartin	01/17/2023	36.00	10-1110-410-12-72-120-13
20231919	10-1110-410-00-74-140-13	Inst Supplies Mackeben	01/13/2023	1,675.00	10-1110-410-00-74-140-13
20231919	10-1110-410-00-74-140-13	Inst Supplies Mackeben	01/13/2023	134.00	10-1110-410-00-74-140-13
20231936	10-1110-410-12-72-120-13	Music SuppliesMartin	01/17/2023	80.00	10-1110-410-12-72-120-13
			Total	$2,062.94	
William Rainey Harper College					
20231942	10-1400-310-00-74-305-13	Voc Ed Tuition	01/18/2023	598.00	10-1400-310-00-74-305-13

58

P.O. #	Account Number	Account# Description	P.O. Date	Original Amount	State Account Number
			Total	$598.00	
			Total	$3,708,073.63	

59

HUNTLEY
COMMUNITY SCHOOL DISTRICT 158

Huntley Community School District 158

650 Dr. John Burkey Drive
Algonquin, Illinois 60102
(847) 659-6158 • www.district158.org

To: Board of Education and Administration

From: Mark Altmayer, Chief Financial Officer

Date: February 2, 2023

Subject: **Imprest Checks Issued**
Committee of the Whole Meeting, February 2, 2023
Finance Committee

The following is an executive summary of the attached report titled "Imprest Checks Issued" which is a listing of payments made as of January 27, 2023 for which the Board had not previously approved purchase orders. Therefore, Administration is requesting Board Approval acknowledging the issuance of payment:

Education Fund	$	9,201.43
Operations & Maintenance Fund		71,677.55
Debt Service Fund		0.00
Transporation Fund		38,254.00
Municipal Retirement and Social Security Fund		0.00
Capital Projects Fund		0.00
Working Cash Fund		0.00
Fire Prevention and Safety Fund		0.00
Total	$	119,132.98

RECOMMENDATION
Administration requests that the Finance Committee recommend the Board of Education approve the Imprest Checks Issued Report at the February 9, 2023 Regular Board meeting.

Huntley Community School District 158

Imprest Checks Issued
As of: 01/27/2023

Vendor Name / P.O. Number	Description	Amount	State Account Number
Baranski, Adam			
	Textbook Fees	95.00	10-1811
		$95.00	
Barraza, Hugo			
	Sports Officials HS	62.00	10-1500-319-00-71-300-13
		$62.00	
Barton, Adam			
	Textbook Fees	465.00	10-1811
		$465.00	
Bautista, Cristano			
	Textbook Fees	95.00	10-1811
		$95.00	
Claussner, Sheila			
	Textbook Fees	155.00	10-1811
		$155.00	
Cummings, Michael			
	Sports Officials HS	118.00	10-1500-319-00-71-300-13
		$118.00	
Davis, Kathy			
	Student Food Svc - Mackeben	23.00	10-1611-145
		$23.00	
DeBlieck, Jaime			
	Textbook Fees	95.00	10-1811
		$95.00	
Downers Grove South			
	Activities Fees	250.00	10-1543-640-00-71-305-13
		$250.00	
Frigo, Dina			
	Textbook Fees	190.00	10-1811
		$190.00	
Gallagher, Dean			
	Activities Judges/Officials	75.00	10-1543-310-00-71-305-13
		$75.00	
Gaus, Donna			
	Student Food Svc - HS	49.85	10-1611-305
		$49.85	
Glenbrook North HS			
	Activities Fees	150.00	10-1543-640-00-71-305-13
		$150.00	
Green, Max			
	Activities Judges/Officials	75.00	10-1543-310-00-71-305-13
	Activities Judges/Officials	75.00	10-1543-310-00-71-305-13
		$150.00	
Guilford High School c/o Athletics			
	Sports Dues & Fees HS	250.00	10-1500-640-00-71-300-13
		$250.00	
Illinois HOSA - Future Health Professionals			

Vendor Name / P.O. Number	Description	Amount	State Account Number
	Activities Fees	1,600.00	10-1543-640-00-71-305-13
	Activities Fees	200.00	10-1543-640-00-71-305-13
		$1,800.00	
Kelly, Carrie			
	Textbook Fees	95.00	10-1811
		$95.00	
Khairat			
	Textbook Fees	155.00	10-1811
		$155.00	
Ledwitch, Anne			
	Textbook Fees	190.00	10-1811
		$190.00	
Logan, Jamie			
	Textbook Fees	155.00	10-1811
		$155.00	
Maksymiv, Olha			
	Textbook Fees	310.00	10-1811
		$310.00	
Marengo Community High School			
	Sports Dues & Fees HS	225.00	10-1500-640-00-71-300-13
		$225.00	
Martil, Diana			
	Textbook Fees	95.00	10-1811
		$95.00	
Nicor Gas			
	Natural Gas	2,463.55	20-2540-465-00-79
	Natural Gas	1,132.88	20-2540-465-00-79
	Natural Gas	1,215.68	20-2540-465-00-79
	Natural Gas	1,131.78	20-2540-465-00-79
	Natural Gas	553.90	20-2540-465-00-79
	Natural Gas	993.95	20-2540-465-00-79
	Natural Gas	1,105.64	20-2540-465-00-79
	Natural Gas	1,026.94	20-2540-465-00-79
	Natural Gas	1,110.89	20-2540-465-00-79
	Natural Gas	285.66	20-2540-465-00-79
		$11,020.87	
Ouimette, Nicole			
	Textbook Fees	86.00	10-1811
		$86.00	
Patel, Khushbu			
	Textbook Fees	112.00	10-1811
		$112.00	
Pelc, Michael			
	Textbook Fees	155.00	10-1811
		$155.00	
Petty Cash-Fiscal Services			
	Student Food Svc - HS	400.00	10-1611-305
		$400.00	
Petty Cash-HHS SpEd			

Vendor Name / P.O. Number	Description	Amount	State Account Number
	ARP IDEA Instruc Sup	34.09	10-1100-410-72-79-600-14
		$34.09	
Petty Cash-LIGHT			
	STEP Supplies	118.83	10-1200-410-66-71-300-13
	STEP Supplies	66.44	10-1200-410-66-71-300-13
	STEP Supplies	32.90	10-1200-410-66-71-300-13
		$218.17	
Poncio Jordan, Johanna			
	Bilingual PD Travel & Conference	16.39	10-2210-332-82-79-605-14
		$16.39	
Rodriguez, Tammy			
	Textbook Fees	100.00	10-1811
		$100.00	
Schoolbells Ltd			
0020231979	Contracted Transportation	38,254.00	40-2552-331-00-79
		$38,254.00	
Sykora, Jennifer			
	AP Payroll Net Checks	2,178.93	10-475
		$2,178.93	
Symmetry Energy Solutions			
	Natural Gas	57,555.04	20-2540-465-00-79
		$57,555.04	
Vendegna, Ryan			
	Sports Officials HS	118.00	10-1500-319-00-71-300-13
		$118.00	
VILLAGE OF ALGONQUIN			
	Water/Sewer	924.76	20-2540-370-00-79
	Water/Sewer	10.00	20-2540-370-00-79
	Water/Sewer	806.18	20-2540-370-00-79
	Water/Sewer	1,043.34	20-2540-370-00-79
	Water/Sewer	281.04	20-2540-370-00-79
		$3,065.32	
Village of Huntley			
	Water/Sewer	36.32	20-2540-370-00-79
		$36.32	
Villanueva, Olga			
	Textbook Fees	190.00	10-1811
		$190.00	
Williams, Valentin			
	Textbook Fees	345.00	10-1811
		$345.00	
	Report Total	$119,132.98	

HUNTLEY
COMMUNITY SCHOOL DISTRICT 158

Huntley Community School District 158

650 Dr. John Burkey Drive
Algonquin, Illinois 60102
(847) 659-6158 • www.district158.org

To: Board of Education and Administration

From: Mark Altmayer, Chief Financial Officer

Date: February 2, 2023

Subject: **Accounts Payable Report**
Committee of the Whole Meeting, February 2, 2023
Finance Committee

The following is an executive summary of the attached report titled "Accounts Payable" which is a listing of open accounts payable for which the Board has not approved purchase orders (i.e. employee reimbursements, refunds for fees, etc.) and therefore Administration is requesting Board Approval to issue payment:

Education Fund	$	1,091.57
Operations & Maintenance Fund		0.00
Debt Service Fund		0.00
Transporation Fund		0.00
Municipal Retirement and Social Security Fund		0.00
Capital Projects Fund		0.00
Working Cash Fund		0.00
Fire Prevention and Safety Fund		0.00
Total	$	1,091.57

At this time there is no Supplemental Accounts Payable Report for which Board approval is needed. Therefore, one will be provided in the packet for the upcoming Regular Board meeting. It will consist of an executive summary and an attached report titled "Accounts Payable" which will include an additional listing of open accounts payable for which the Board has not approved purchase orders (i.e. employee reimbursements, refunds for fees, etc.) and therefore Administration will request Board Approval to issue payment.

RECOMMENDATION
Administration requests that the Finance Committee recommend the Board of Education approve the Accounts Payable Report at the February 9, 2023 Regular Board meeting.

Huntley Community School District 158

Accounts Payable Report

Printed: 1/27/2023 1:25 PM

Vendor Name / Account Number	Description	Check_Date	Amount	State Account Number
Belin, Marcus - 1233397847				
10-2410-332-00-71-300-13	Prin Travel HS-Aug-Dec 2022 Mileage		628.12	10-2410-332-00-71-300-13
			$628.12	
DeYoung, Jamie - 1233399769				
10-2210-640-92-79-605-14	ASHA 2023 Membership Dues		225.00	10-2210-640-92-79-605-14
			$225.00	
Koloszy, Kelly - 1233400257				
10-1200-310-92-79-600-14	IDEA General Purchased Service-Michaels Supplies		63.70	10-1200-310-92-79-600-14
			$63.70	
Ryan, Debra - 123336268				
10-1200-310-92-79-600-14	DEC/2022 MILEAGE		31.88	10-1200-310-92-79-600-14
			$31.88	
Schmuhl, Jessica - 123337461				
10-1120-410-09-72-220-13	Jewel - Classroom supplies		40.41	10-1120-410-09-72-220-13
10-1120-410-09-72-220-13	Walmart -Classroom Supplies		10.88	10-1120-410-09-72-220-13
10-1120-410-09-72-220-13	Walmart -Breakfast Supplies		12.48	10-1120-410-09-72-220-13
10-1120-410-09-72-220-13	Walmart -Microwave Lab		11.80	10-1120-410-09-72-220-13
			$75.57	
Smith, Lauren Ann - 123335484				
10-1120-410-13-72-220-07	Walmart- Science Supplies		58.32	10-1120-410-13-72-220-07
			$58.32	
Waughon, Susan - 1233398426				
10-1100-410-72-79-600-14	Amazon staff appreciation gifts-treat bags		8.98	10-1100-410-72-79-600-14
			$8.98	
		Report Total	$1,091.57	

65

HUNTLEY
COMMUNITY SCHOOL DISTRICT 158

Huntley Community School District 158

650 Dr. John Burkey Drive
Algonquin, Illinois 60102
(847) 659-6158 • www.district158.org

To: Board of Education and Administration

From: Mark Altmayer, Chief Financial Officer

Date: February 2, 2023

Subject: **Disbursements Issued**
Committee of the Whole Meeting, February 2, 2023
Finance Committee

The following is an executive summary of the attached report titled "Disbursements Issued" which is a listing of disbursements issued from January 13, 2022 to January 27, 2023.

Education Fund	$	3,320,418.38
Operations & Maintenance Fund		780,992.64
Debt Service Fund		636.00
Transporation Fund		122,572.56
Municipal Retirement and Social Security Fund		16.00
Capital Projects Fund		0.00
Working Cash Fund		0.00
Fire Prevention and Safety Fund		0.00
Total	$	4,224,635.58

RECOMMENDATION

Administration requests that the Finance Committee recommend the Board of Education approve the Disbursements Issued Report at the February 9, 2023 Regular Board meeting.

Huntley Community School District 158
Disbursements

Check Date: 1/13/2023 to 1/27/2023

Vendor Name	Check #	Check Date	A.S.N.	Account# Description	Amount	P.O. #	State Account Number
1ST Ayd Corporation							
	65213	01/13/2023	40-2554-410-00-79	Fleet Supplies	2,137.50	23120677	40-2554-410-00-79
	65213	01/13/2023	40-2554-410-00-79	Fleet Supplies	(2,137.50)	23120677	40-2554-410-00-79
					$0.00	**Payee Vendor Total**	
A Parts Warehouse							
	65353	01/20/2023	40-2554-410-00-79	Fleet Supplies	103.44	20231907	40-2554-410-00-79
	65353	01/20/2023	40-2554-410-00-79	Fleet Supplies	328.86	20231738	40-2554-410-00-79
	65353	01/20/2023	40-2554-410-00-79	Fleet Supplies	140.52	20231739	40-2554-410-00-79
					$572.82	**Payee Vendor Total**	
ABM Industry Groups LLC							
	65214	01/13/2023	20-2542-310-00-79	Custodial Contract Service	167,776.92	23010207	20-2542-310-00-79
					$167,776.92	**Payee Vendor Total**	
Acutrans							
	65354	01/20/2023	10-1200-310-92-79-600-14	IDEA General Purchased Service	540.00	20231795	10-1200-310-92-79-600-14
					$540.00	**Payee Vendor Total**	
ADP LLC							
	65215	01/13/2023	10-2520-310-00-74-500-14	Prof & Tech Fiscal	1,535.83	23010437	10-2520-310-00-74-500-14
	65215	01/13/2023	10-2520-310-00-74-500-14	Prof & Tech Fiscal	1,535.83	23010437	10-2520-310-00-74-500-14
	65215	01/13/2023	10-2520-310-00-74-500-14	Prof & Tech Fiscal	1,489.29	23010437	10-2520-310-00-74-500-14
	65215	01/13/2023	10-2520-310-00-74-500-14	Prof & Tech Fiscal	1,023.89	23010437	10-2520-310-00-74-500-14
	65215	01/13/2023	10-2520-310-00-74-500-14	Prof & Tech Fiscal	1,023.89	23010437	10-2520-310-00-74-500-14
	65215	01/13/2023	10-2520-310-00-74-500-14	Prof & Tech Fiscal	2,094.30	23010437	10-2520-310-00-74-500-14
	65215	01/13/2023	10-2520-310-00-74-500-14	Prof & Tech Fiscal	730.36	23010437	10-2520-310-00-74-500-14
	65215	01/13/2023	10-2520-310-00-74-500-14	Prof & Tech Fiscal	730.36	23010437	10-2520-310-00-74-500-14
	65215	01/13/2023	10-2520-310-00-74-500-14	Prof & Tech Fiscal	708.23	23010437	10-2520-310-00-74-500-14
	65215	01/13/2023	10-2520-310-00-74-500-14	Prof & Tech Fiscal	486.91	23010437	10-2520-310-00-74-500-14
	65215	01/13/2023	10-2520-310-00-74-500-14	Prof & Tech Fiscal	486.91	23010437	10-2520-310-00-74-500-14
	65215	01/13/2023	10-2520-310-00-74-500-14	Prof & Tech Fiscal	995.95	23010437	10-2520-310-00-74-500-14
	65215	01/13/2023	10-2520-310-00-74-500-14	Prof & Tech Fiscal	309.91	23010437	10-2520-310-00-74-500-14
	65215	01/13/2023	10-2520-310-00-74-500-14	Prof & Tech Fiscal	309.91	23010437	10-2520-310-00-74-500-14
	65215	01/13/2023	10-2520-310-00-74-500-14	Prof & Tech Fiscal	300.52	23010437	10-2520-310-00-74-500-14
	65215	01/13/2023	10-2520-310-00-74-500-14	Prof & Tech Fiscal	206.61	23010437	10-2520-310-00-74-500-14
	65215	01/13/2023	10-2520-310-00-74-500-14	Prof & Tech Fiscal	206.61	23010437	10-2520-310-00-74-500-14
	65215	01/13/2023	10-2520-310-00-74-500-14	Prof & Tech Fiscal	422.61	23010437	10-2520-310-00-74-500-14

Huntley Community School District 158
Disbursements

Check Date: 1/13/2023 to 1/27/2023

Vendor Name	Check #	Check Date	A.S.N.	Account# Description	Amount	P.O. #	State Account Number
	65215	01/13/2023	10-2520-310-00-74-500-14	Prof & Tech Fiscal	449.72	23010437	10-2520-310-00-74-500-14
	65215	01/13/2023	10-2520-310-00-74-500-14	Prof & Tech Fiscal	449.72	23010437	10-2520-310-00-74-500-14
	65215	01/13/2023	10-2520-310-00-74-500-14	Prof & Tech Fiscal	436.09	23010437	10-2520-310-00-74-500-14
	65215	01/13/2023	10-2520-310-00-74-500-14	Prof & Tech Fiscal	299.80	23010437	10-2520-310-00-74-500-14
	65215	01/13/2023	10-2520-310-00-74-500-14	Prof & Tech Fiscal	299.80	23010437	10-2520-310-00-74-500-14
	65215	01/13/2023	10-2520-310-00-74-500-14	Prof & Tech Fiscal	613.25	23010437	10-2520-310-00-74-500-14
	65215	01/13/2023	10-2520-310-00-74-500-14	Prof & Tech Fiscal	(1,535.83)	23010437	10-2520-310-00-74-500-14
	65215	01/13/2023	10-2520-310-00-74-500-14	Prof & Tech Fiscal	(1,535.83)	23010437	10-2520-310-00-74-500-14
	65215	01/13/2023	10-2520-310-00-74-500-14	Prof & Tech Fiscal	(1,489.29)	23010437	10-2520-310-00-74-500-14
	65215	01/13/2023	10-2520-310-00-74-500-14	Prof & Tech Fiscal	(1,023.89)	23010437	10-2520-310-00-74-500-14
	65215	01/13/2023	10-2520-310-00-74-500-14	Prof & Tech Fiscal	(1,023.89)	23010437	10-2520-310-00-74-500-14
	65215	01/13/2023	10-2520-310-00-74-500-14	Prof & Tech Fiscal	(2,094.30)	23010437	10-2520-310-00-74-500-14
	65215	01/13/2023	10-2520-310-00-74-500-14	Prof & Tech Fiscal	(730.36)	23010437	10-2520-310-00-74-500-14
	65215	01/13/2023	10-2520-310-00-74-500-14	Prof & Tech Fiscal	(730.36)	23010437	10-2520-310-00-74-500-14
	65215	01/13/2023	10-2520-310-00-74-500-14	Prof & Tech Fiscal	(708.23)	23010437	10-2520-310-00-74-500-14
	65215	01/13/2023	10-2520-310-00-74-500-14	Prof & Tech Fiscal	(486.91)	23010437	10-2520-310-00-74-500-14
	65215	01/13/2023	10-2520-310-00-74-500-14	Prof & Tech Fiscal	(486.91)	23010437	10-2520-310-00-74-500-14
	65215	01/13/2023	10-2520-310-00-74-500-14	Prof & Tech Fiscal	(995.95)	23010437	10-2520-310-00-74-500-14
	65215	01/13/2023	10-2520-310-00-74-500-14	Prof & Tech Fiscal	(309.91)	23010437	10-2520-310-00-74-500-14
	65215	01/13/2023	10-2520-310-00-74-500-14	Prof & Tech Fiscal	(309.91)	23010437	10-2520-310-00-74-500-14
	65215	01/13/2023	10-2520-310-00-74-500-14	Prof & Tech Fiscal	(300.52)	23010437	10-2520-310-00-74-500-14
	65215	01/13/2023	10-2520-310-00-74-500-14	Prof & Tech Fiscal	(206.61)	23010437	10-2520-310-00-74-500-14
	65215	01/13/2023	10-2520-310-00-74-500-14	Prof & Tech Fiscal	(206.61)	23010437	10-2520-310-00-74-500-14
	65215	01/13/2023	10-2520-310-00-74-500-14	Prof & Tech Fiscal	(422.61)	23010437	10-2520-310-00-74-500-14
	65215	01/13/2023	10-2520-310-00-74-500-14	Prof & Tech Fiscal	(449.72)	23010437	10-2520-310-00-74-500-14
	65215	01/13/2023	10-2520-310-00-74-500-14	Prof & Tech Fiscal	(449.72)	23010437	10-2520-310-00-74-500-14
	65215	01/13/2023	10-2520-310-00-74-500-14	Prof & Tech Fiscal	(436.09)	23010437	10-2520-310-00-74-500-14
	65215	01/13/2023	10-2520-310-00-74-500-14	Prof & Tech Fiscal	(299.80)	23010437	10-2520-310-00-74-500-14
	65215	01/13/2023	10-2520-310-00-74-500-14	Prof & Tech Fiscal	(299.80)	23010437	10-2520-310-00-74-500-14
	65215	01/13/2023	10-2520-310-00-74-500-14	Prof & Tech Fiscal	(613.25)	23010437	10-2520-310-00-74-500-14
	65278	01/13/2023	10-2520-310-00-74-500-14	Prof & Tech Fiscal	1,535.83	23010437	10-2520-310-00-74-500-14
	65278	01/13/2023	10-2520-310-00-74-500-14	Prof & Tech Fiscal	1,535.83	23010437	10-2520-310-00-74-500-14
	65278	01/13/2023	10-2520-310-00-74-500-14	Prof & Tech Fiscal	1,489.29	23010437	10-2520-310-00-74-500-14
	65278	01/13/2023	10-2520-310-00-74-500-14	Prof & Tech Fiscal	1,023.89	23010437	10-2520-310-00-74-500-14
	65278	01/13/2023	10-2520-310-00-74-500-14	Prof & Tech Fiscal	1,023.89	23010437	10-2520-310-00-74-500-14

68

Huntley Community School District 158
Disbursements

Check Date: 1/13/2023 to 1/27/2023

Vendor Name	Check #	Check Date	A.S.N.	Account# Description	Amount	P.O. #	State Account Number
	65278	01/13/2023	10-2520-310-00-74-500-14	Prof & Tech Fiscal	2,094.30	23010437	10-2520-310-00-74-500-14
	65278	01/13/2023	10-2520-310-00-74-500-14	Prof & Tech Fiscal	730.36	23010437	10-2520-310-00-74-500-14
	65278	01/13/2023	10-2520-310-00-74-500-14	Prof & Tech Fiscal	730.36	23010437	10-2520-310-00-74-500-14
	65278	01/13/2023	10-2520-310-00-74-500-14	Prof & Tech Fiscal	708.23	23010437	10-2520-310-00-74-500-14
	65278	01/13/2023	10-2520-310-00-74-500-14	Prof & Tech Fiscal	486.91	23010437	10-2520-310-00-74-500-14
	65278	01/13/2023	10-2520-310-00-74-500-14	Prof & Tech Fiscal	486.91	23010437	10-2520-310-00-74-500-14
	65278	01/13/2023	10-2520-310-00-74-500-14	Prof & Tech Fiscal	995.95	23010437	10-2520-310-00-74-500-14
	65278	01/13/2023	10-2520-310-00-74-500-14	Prof & Tech Fiscal	309.91	23010437	10-2520-310-00-74-500-14
	65278	01/13/2023	10-2520-310-00-74-500-14	Prof & Tech Fiscal	309.91	23010437	10-2520-310-00-74-500-14
	65278	01/13/2023	10-2520-310-00-74-500-14	Prof & Tech Fiscal	300.52	23010437	10-2520-310-00-74-500-14
	65278	01/13/2023	10-2520-310-00-74-500-14	Prof & Tech Fiscal	206.61	23010437	10-2520-310-00-74-500-14
	65278	01/13/2023	10-2520-310-00-74-500-14	Prof & Tech Fiscal	206.61	23010437	10-2520-310-00-74-500-14
	65278	01/13/2023	10-2520-310-00-74-500-14	Prof & Tech Fiscal	422.61	23010437	10-2520-310-00-74-500-14
	65278	01/13/2023	10-2520-310-00-74-500-14	Prof & Tech Fiscal	449.71	23010437	10-2520-310-00-74-500-14
	65278	01/13/2023	10-2520-310-00-74-500-14	Prof & Tech Fiscal	449.71	23010437	10-2520-310-00-74-500-14
	65278	01/13/2023	10-2520-310-00-74-500-14	Prof & Tech Fiscal	436.08	23010437	10-2520-310-00-74-500-14
	65278	01/13/2023	10-2520-310-00-74-500-14	Prof & Tech Fiscal	299.81	23010437	10-2520-310-00-74-500-14
	65278	01/13/2023	10-2520-310-00-74-500-14	Prof & Tech Fiscal	299.81	23010437	10-2520-310-00-74-500-14
	65278	01/13/2023	10-2520-310-00-74-500-14	Prof & Tech Fiscal	613.26	23010437	10-2520-310-00-74-500-14
					$17,146.30	**Payee Vendor Total**	
ADP Net Pay Wires							
	202312260	01/25/2023	10103	Payroll Education Fund	2,204,663.55		10-114
					$2,204,663.55	**Payee Vendor Total**	
ADP Tax Wires							
	202312501	01/25/2023	10452	FED W/H Taxes Payable	235,942.71		10-481
	202312501	01/25/2023	10453	State W/H Taxes Payable	127,908.39		10-481
	202312501	01/25/2023	10458	Family Services	1,119.36		10-481
	202312501	01/25/2023	10464	Medicare	41,422.70		10-464
	202312501	01/25/2023	10470	Social Security - ER Payable	37,015.48		10-464
	202312501	01/25/2023	10471	Medicare - EE Payable	41,422.84		10-464
	202312501	01/25/2023	10472	Social Security - EE	37,015.32		10-464
	202312501	01/25/2023	10473	State Withholding - WI	1,825.74		10-492
	202312501	01/25/2023	10-2523-319-00-79-600-14	Banking Fees	(0.03)		10-2523-319-00-79-600-14
	202312501	01/25/2023	10475	AP Payroll Net Checks	2,178.93		10-475
	202312501	01/25/2023	10478	HSA Payable	3,037.91		10-481

Huntley Community School District 158
Disbursements

Check Date: 1/13/2023 to 1/27/2023

Vendor Name	Check #	Check Date	A.S.N.	Account# Description	Amount	P.O. #	State Account Number
					$528,889.35	Payee Vendor Total	
Advantage Mechanical Inc							
	65216	01/13/2023	20-2542-390-00-79	Other Purchased Service	4,695.96	23120317	20-2542-390-00-79
					$4,695.96	Payee Vendor Total	
AIA Services LLC							
	65355	01/20/2023	10-1558-410-00-71-300-13	VEI Supplies HS	1,140.00	20231728	10-1558-410-00-71-300-13
					$1,140.00	Payee Vendor Total	
Alexander Leigh Center fo							
	65356	01/20/2023	10-4220-670-00-79-600-14	Sp Ed Private Tuition	24,184.35	23121617	10-4220-670-00-79-600-14
	65356	01/20/2023	10-4220-670-00-79-600-14	Sp Ed Private Tuition	6,449.16	23121617	10-4220-670-00-79-600-14
					$30,633.51	Payee Vendor Total	
AmeriGas							
	65217	01/13/2023	40-2552-461-00-79	Propane	478.43	23120567	40-2552-461-00-79
	65217	01/13/2023	40-2552-461-00-79	Propane	79.81	23120567	40-2552-461-00-79
	65217	01/13/2023	40-2552-461-00-79	Propane	1,196.98	23120567	40-2552-461-00-79
	65217	01/13/2023	40-2552-461-00-79	Propane	1,435.12	23120567	40-2552-461-00-79
	65217	01/13/2023	40-2552-461-00-79	Propane	318.95	23120567	40-2552-461-00-79
	65357	01/20/2023	40-2552-461-00-79	Propane	637.90	23120567	40-2552-461-00-79
	65357	01/20/2023	40-2552-461-00-79	Propane	1,435.28	23120567	40-2552-461-00-79
	65357	01/20/2023	40-2552-461-00-79	Propane	1,275.80	23120567	40-2552-461-00-79
					$6,858.27	Payee Vendor Total	
Anderson Pest Solutions							
	65358	01/20/2023	20-2542-321-00-79	Sanitation/Exterminating	554.47	23100037	20-2542-321-00-79
	65358	01/20/2023	20-2542-321-00-79	Sanitation/Exterminating	554.47	23010037	20-2542-321-00-79
	65358	01/20/2023	20-2542-321-00-79	Sanitation/Exterminating	554.47	23090037	20-2542-321-00-79
					$1,663.41	Payee Vendor Total	
Apple Inc							
	65218	01/13/2023	10-1110-410-02-72-110-13	Art Supplies Chesak	838.00	20231384	10-1110-410-02-72-110-13
	65359	01/20/2023	10-2210-490-00-74-500-25	Curr Supplies PK-5	898.00	20231678	10-2210-490-00-74-500-25
					$1,736.00	Payee Vendor Total	
Applied Maintenance							
	65360	01/20/2023	40-2554-410-00-79	Fleet Supplies	52.02	23110807	40-2554-410-00-79
					$52.02	Payee Vendor Total	

70

Huntley Community School District 158
Disbursements

Check Date: 1/13/2023 to 1/27/2023

Vendor Name	Check #	Check Date	A.S.N.	Account# Description	Amount	P.O. #	State Account Number
Aramark Refreshment Servi							
	65219	01/13/2023	10-1110-323-00-71-100-13	Repairs & Maintenance Leggee	109.15	20230782	10-1110-323-00-71-100-13
	65361	01/20/2023	10-1120-323-00-74-210-13	Repairs & Maintenance HMS	145.53	20231876	10-1120-323-00-74-210-13
					$254.68	**Payee Vendor Total**	
Arctic Snow and Ice Contr							
	65220	01/13/2023	20-2542-322-00-79-605-14	Snow Removal	914.69	23100247	20-2542-322-00-79-605-14
	65362	01/20/2023	20-2542-322-00-79-605-14	Snow Removal	3,750.00	23100247	20-2542-322-00-79-605-14
	65362	01/20/2023	20-2542-322-00-79-605-14	Snow Removal	8,225.99	23100247	20-2542-322-00-79-605-14
					$12,890.68	**Payee Vendor Total**	
ARK Therapeutic							
	65221	01/13/2023	10-1100-410-72-79-600-14	ARP IDEA Instruc Sup	124.22	20231173	10-1100-410-72-79-600-14
					$124.22	**Payee Vendor Total**	
Art of Education Universi							
	65363	01/20/2023	10-2212-310-00-79-505-25	Curr Gen Pur Svc PK-5	1,995.00	20231503	10-2212-310-00-79-505-25
	65363	01/20/2023	10-2212-310-00-79-505-25	Curr Gen Pur Svc PK-5	1,498.00	20231503	10-2212-310-00-79-505-25
					$3,493.00	**Payee Vendor Total**	
ASBO International							
	65364	01/20/2023	10-2520-640-00-74-500-14	Dues & Fees Fiscal	499.00	20231862	10-2520-640-00-74-500-14
					$499.00	**Payee Vendor Total**	
Auto Glass Service							
	65365	01/20/2023	40-2550-323-00-79	Repairs and Maintenance	325.00	20231908	40-2550-323-00-79
					$325.00	**Payee Vendor Total**	
Auto Tech Centers Inc							
	992300138	01/20/2023	10-1700-323-21-71-300-13	Driver Ed Repair & Maintenance	62.90	20231937	10-1700-323-21-71-300-13
	992300138	01/20/2023	10-1700-323-21-71-300-13	Driver Ed Repair & Maintenance	62.90	20231937	10-1700-323-21-71-300-13
	992300138	01/20/2023	10-1700-323-21-71-300-13	Driver Ed Repair & Maintenance	120.35	20231937	10-1700-323-21-71-300-13
	992300138	01/20/2023	40-2550-323-00-79	Repairs and Maintenance	44.90	20231751	40-2550-323-00-79
					$291.05	**Payee Vendor Total**	
Baranski, Adam							
	65345	01/20/2023	10-1811	Textbook Fees	95.00	0	10-1811
					$95.00	**Payee Vendor Total**	
Barr Mechanical Sales Inc							
	65366	01/20/2023	20-2542-410-00-79	Supplies B & G	104.12	20231796	20-2542-410-00-79

71

Huntley Community School District 158
Disbursements

Check Date: 1/13/2023 to 1/27/2023

Vendor Name	Check #	Check Date	A.S.N.	Account# Description	Amount	P.O. #	State Account Number
	65366	01/20/2023	20-2542-410-00-79	Supplies B & G	989.09	20231796	20-2542-410-00-79
					$1,093.21	**Payee Vendor Total**	
Barraza, Hugo							
	64566	01/27/2023	10-1500-319-00-71-300-13	Sports Officials HS	62.00	0	10-1500-319-00-71-300-13
					$62.00	**Payee Vendor Total**	
Barton, Adam							
	64567	01/27/2023	10-1811	Textbook Fees	465.00	0	10-1811
					$465.00	**Payee Vendor Total**	
Baughman, Karrie A.							
	65281	01/20/2023	10-2213-415-00-71-100-13	Leggee Staff Devel Supplies	10.00	0	10-2213-415-00-71-100-13
	65281	01/20/2023	10-2213-415-00-71-100-13	Leggee Staff Devel Supplies	10.00	0	10-2213-415-00-71-100-13
					$20.00	**Payee Vendor Total**	
Bautista, Cristano							
	65337	01/20/2023	10-1811	Textbook Fees	95.00	0	10-1811
					$95.00	**Payee Vendor Total**	
Benchmark Sales & Service							
	65367	01/20/2023	20-2542-323-00-79	Repairs & Maint Buildings	3,950.00	20231810	20-2542-323-00-79
					$3,950.00	**Payee Vendor Total**	
Blu Petroleum							
	65222	01/13/2023	40-2552-464-00-79	Diesel/Gasoline	6,059.65	23120827	40-2552-464-00-79
	65222	01/13/2023	40-2552-464-00-79	Diesel/Gasoline	4,331.51	23120827	40-2552-464-00-79
	65222	01/13/2023	40-2552-464-00-79	Diesel/Gasoline	638.03	23121647	40-2552-464-00-79
	65222	01/13/2023	40-2552-464-00-79	Diesel/Gasoline	6,838.11	23120827	40-2552-464-00-79
					$17,867.30	**Payee Vendor Total**	
Borring, Zachary							
	65282	01/20/2023	10-1120-332-00-74-210-13	Teacher Travel Heineman	180.88	0	10-1120-332-00-74-210-13
	65282	01/20/2023	10-1120-332-00-74-210-13	Teacher Travel Heineman	29.39	0	10-1120-332-00-74-210-13
	65282	01/20/2023	10-1120-332-00-74-210-13	Teacher Travel Heineman	19.50	0	10-1120-332-00-74-210-13
	65282	01/20/2023	10-1120-332-00-74-210-13	Teacher Travel Heineman	10.95	0	10-1120-332-00-74-210-13
					$240.72	**Payee Vendor Total**	
Bower-Kasch, Jennifer							
	65283	01/20/2023	20-2540-332-00-79	Travel	59.00	0	20-2540-332-00-79
					$59.00	**Payee Vendor Total**	

72

Huntley Community School District 158
Disbursements

Check Date: 1/13/2023 to 1/27/2023

Vendor Name	Check #	Check Date	A.S.N.	Account# Description	Amount	P.O. #	State Account Number
Brighten Learning							
	65223	01/13/2023	10-1200-310-92-79-600-14	IDEA General Purchased Service	792.00	20230912	10-1200-310-92-79-600-14
					$792.00	**Payee Vendor Total**	
Brown, Dennis							
	65284	01/20/2023	10-1130-332-00-71-300-13	Teacher Travel HS	110.87	0	10-1130-332-00-71-300-13
					$110.87	**Payee Vendor Total**	
Buchweitz, Bruce R							
	65285	01/20/2023	10-2310-230-00-74-500-14	Tuition Reimbursement	390.00	0	10-2310-230-00-74-500-14
					$390.00	**Payee Vendor Total**	
Byrne & Jones Constructio							
	65224	01/13/2023	20-2543-530-00-79	Improvements not Buildings	4,638.71	20230674	20-2543-530-00-79
	65224	01/13/2023	20-2543-530-00-79	Improvements not Buildings	13,452.27	20230674	20-2543-530-00-79
	65224	01/13/2023	20-2543-530-00-79	Improvements not Buildings	86,512.04	20230674	20-2543-530-00-79
	65224	01/13/2023	20-2543-530-00-79	Improvements not Buildings	69,000.91	20230674	20-2543-530-00-79
	65224	01/13/2023	20-2543-530-00-79	Improvements not Buildings	3,919.99	20230674	20-2543-530-00-79
	65224	01/13/2023	20-2543-530-00-79	Improvements not Buildings	11,367.97	20230674	20-2543-530-00-79
	65224	01/13/2023	20-2543-530-00-79	Improvements not Buildings	73,107.81	20230674	20-2543-530-00-79
	65224	01/13/2023	20-2543-530-00-79	Improvements not Buildings	58,309.85	20230674	20-2543-530-00-79
					$320,309.55	**Payee Vendor Total**	
Canteen Refreshments							
	65368	01/20/2023	10-2560-415-00-71-300-13	Cafe Food HS	648.10	20231850	10-2560-415-00-71-300-13
	65368	01/20/2023	10-2560-410-00-71-300-13	Cafe Supplies HS	330.00	20231734	10-2560-410-00-71-300-13
					$978.10	**Payee Vendor Total**	
CDW Government Inc							
	65369	01/20/2023	10-2660-490-00-79-600-14	Inventoriable Equipment Tech	12.99	20231904	10-2660-490-00-79-600-14
	65369	01/20/2023	10-2660-490-00-79-600-14	Inventoriable Equipment Tech	2,160.00	20231904	10-2660-490-00-79-600-14
	65369	01/20/2023	10-2660-490-00-79-600-14	Inventoriable Equipment Tech	555.79	20231812	10-2660-490-00-79-600-14
	65369	01/20/2023	10-2660-490-00-79-600-14	Inventoriable Equipment Tech	554.77	20231812	10-2660-490-00-79-600-14
					$3,283.55	**Payee Vendor Total**	
Ceisel, Donna							
	65370	01/20/2023	10-2130-310-92-79-600-14	IDEA Health Services	786.25	20231723	10-2130-310-92-79-600-14
					$786.25	**Payee Vendor Total**	
Cengage Learning							

73

Huntley Community School District 158
Disbursements

Check Date: 1/13/2023 to 1/27/2023

Vendor Name	Check #	Check Date	A.S.N.	Account# Description	Amount	P.O. #	State Account Number
	65225	01/13/2023	10-1130-420-00-71-300-13	HS Curriculum Textbooks	5,671.88	20230041	10-1130-420-00-71-300-13
					$5,671.88	**Payee Vendor Total**	
Central States Bus Sales							
	65371	01/20/2023	40-2554-410-00-79	Fleet Supplies	2,233.44	20231938	40-2554-410-00-79
	65371	01/20/2023	40-2554-410-00-79	Fleet Supplies	7,085.00	20231938	40-2554-410-00-79
	65371	01/20/2023	40-2554-410-00-79	Fleet Supplies	208.42	20231740	40-2554-410-00-79
	65371	01/20/2023	40-2554-410-00-79	Fleet Supplies	32.82	23120727	40-2554-410-00-79
	65371	01/20/2023	40-2554-410-00-79	Fleet Supplies	671.59	23120727	40-2554-410-00-79
	65371	01/20/2023	40-2554-410-00-79	Fleet Supplies	219.90	23120727	40-2554-410-00-79
	65371	01/20/2023	40-2554-410-00-79	Fleet Supplies	817.83	23120727	40-2554-410-00-79
	65371	01/20/2023	40-2554-410-00-79	Fleet Supplies	365.04	23120727	40-2554-410-00-79
	65371	01/20/2023	40-2554-410-00-79	Fleet Supplies	4.43	23120727	40-2554-410-00-79
	65371	01/20/2023	40-2554-410-00-79	Fleet Supplies	99.68	23120727	40-2554-410-00-79
	65371	01/20/2023	40-2554-410-00-79	Fleet Supplies	216.56	23120727	40-2554-410-00-79
					$11,954.71	**Payee Vendor Total**	
Century Springs							
	65372	01/20/2023	10-2410-490-00-71-300-13	HS Staff Recognition	27.00	20231851	10-2410-490-00-71-300-13
	65372	01/20/2023	10-2410-490-00-71-300-13	HS Staff Recognition	27.00	20231851	10-2410-490-00-71-300-13
	65372	01/20/2023	10-2410-490-00-71-300-13	HS Staff Recognition	27.00	20231851	10-2410-490-00-71-300-13
	65372	01/20/2023	10-2410-490-00-71-300-13	HS Staff Recognition	27.00	20231851	10-2410-490-00-71-300-13
	65372	01/20/2023	10-2410-490-00-71-300-13	HS Staff Recognition	27.00	20231851	10-2410-490-00-71-300-13
	65372	01/20/2023	10-2410-490-00-71-300-13	HS Staff Recognition	27.00	20231851	10-2410-490-00-71-300-13
	65372	01/20/2023	10-2410-490-00-71-300-13	HS Staff Recognition	19.37	20231851	10-2410-490-00-71-300-13
	65372	01/20/2023	10-2410-490-00-71-300-13	HS Staff Recognition	33.75	20231851	10-2410-490-00-71-300-13
	65372	01/20/2023	10-2410-490-00-71-300-13	HS Staff Recognition	8.19	20231851	10-2410-490-00-71-300-13
	65372	01/20/2023	10-2410-490-00-71-300-13	HS Staff Recognition	48.13	20231851	10-2410-490-00-71-300-13
	65372	01/20/2023	10-2410-490-00-71-300-13	HS Staff Recognition	26.56	20231851	10-2410-490-00-71-300-13
					$298.00	**Payee Vendor Total**	
Champion Paving Corp							
	65373	01/20/2023	20-2543-323-00-79	Repairs-Grounds	4,350.00	20231836	20-2543-323-00-79
					$4,350.00	**Payee Vendor Total**	
Cintas Corporation No 2							
	65374	01/20/2023	10-2560-410-00-74-140-13	Cafe Supplies Mackeben	17.32	20231761	10-2560-410-00-74-140-13
	65374	01/20/2023	10-2560-410-00-74-150-13	Cafe Supplies Conley	23.07	20231761	10-2560-410-00-74-150-13

74

Huntley Community School District 158
Disbursements

Check Date: 1/13/2023 to 1/27/2023

Vendor Name	Check #	Check Date	A.S.N.	Account# Description	Amount	P.O. #	State Account Number
	65374	01/20/2023	10-2560-410-00-74-210-13	Cafe Supplies Heineman	50.66	20231761	10-2560-410-00-74-210-13
	65374	01/20/2023	10-2560-410-00-72-110-13	Cafe Supplies Chesak	38.01	20231761	10-2560-410-00-72-110-13
	65374	01/20/2023	10-2560-410-00-72-120-13	Cafe Supplies Martin	56.24	20231761	10-2560-410-00-72-120-13
	65374	01/20/2023	10-2560-410-00-72-220-13	Cafe Supplies Marlowe	34.83	20231761	10-2560-410-00-72-220-13
	65374	01/20/2023	10-2560-410-00-71-100-13	Cafe Supplies Leggee	17.79	20231761	10-2560-410-00-71-100-13
	65374	01/20/2023	10-2560-410-00-71-300-13	Cafe Supplies HS	51.29	20231761	10-2560-410-00-71-300-13
					$289.21	**Payee Vendor Total**	
CINTAS							
	992300134	01/13/2023	40-2550-325-00-79	Rental Trans	193.31	23120757	40-2550-325-00-79
	992300134	01/13/2023	40-2550-325-00-79	Rental Trans	193.31	23120757	40-2550-325-00-79
	992300134	01/13/2023	40-2550-325-00-79	Rental Trans	193.31	23090757	40-2550-325-00-79
					$579.93	**Payee Vendor Total**	
Clare Woods Academy							
	65375	01/20/2023	10-4220-670-00-79-600-14	Sp Ed Private Tuition	3,102.00	23120607	10-4220-670-00-79-600-14
					$3,102.00	**Payee Vendor Total**	
Clarity Assessments LLC							
	65226	01/13/2023	10-1101-310-00-79-605-14	Substitute Teacher-Contracted	3,600.00	23120497	10-1101-310-00-79-605-14
					$3,600.00	**Payee Vendor Total**	
Clarke, Mike							
	65199	01/13/2023	10-1500-319-00-71-300-13	Sports Officials HS	118.00	0	10-1500-319-00-71-300-13
					$118.00	**Payee Vendor Total**	
Classroom Connection Day							
	65227	01/13/2023	10-4220-670-00-79-600-14	Sp Ed Private Tuition	804.50	23080587	10-4220-670-00-79-600-14
	65227	01/13/2023	10-4220-670-00-79-600-14	Sp Ed Private Tuition	5,631.50	23080587	10-4220-670-00-79-600-14
					$6,436.00	**Payee Vendor Total**	
Claussner, Sheila							
	64568	01/27/2023	10-1811	Textbook Fees	155.00	0	10-1811
					$155.00	**Payee Vendor Total**	
ClientFirst Technology Co							
	65376	01/20/2023	10-2660-390-00-79-600-14	Purchased Service Technology	165.00	20231852	10-2660-390-00-79-600-14
	65376	01/20/2023	10-2660-390-00-79-600-14	Purchased Service Technology	175.00	20231852	10-2660-390-00-79-600-14
	65376	01/20/2023	10-2660-390-00-79-600-14	Purchased Service Technology	82.50	20231852	10-2660-390-00-79-600-14
	65376	01/20/2023	10-2660-390-00-79-600-14	Purchased Service Technology	102.50	20231752	10-2660-390-00-79-600-14

75

Huntley Community School District 158
Disbursements

Check Date: 1/13/2023 to 1/27/2023

Vendor Name	Check #	Check Date	A.S.N.	Account# Description	Amount	P.O. #	State Account Number
	65376	01/20/2023	10-2660-390-00-79-600-14	Purchased Service Technology	82.50	20231752	10-2660-390-00-79-600-14
	65376	01/20/2023	10-2660-390-00-79-600-14	Purchased Service Technology	165.00	20231752	10-2660-390-00-79-600-14
	65376	01/20/2023	10-2660-390-00-79-600-14	Purchased Service Technology	165.00	20231752	10-2660-390-00-79-600-14
					$937.50	**Payee Vendor Total**	
Colley Elevator Co							
	65228	01/13/2023	20-2542-323-00-79	Repairs & Maint Buildings	3,676.00	20231505	20-2542-323-00-79
	65377	01/20/2023	20-2540-390-00-79	SEDOM Operations & Maintenance	1,616.00	20231797	20-2540-390-00-79
	65377	01/20/2023	20-2542-323-00-79	Repairs & Maint Buildings	1,899.00	20231947	20-2542-323-00-79
					$7,191.00	**Payee Vendor Total**	
Comcast Business							
	65229	01/13/2023	20-2540-340-00-79	Telephone - Districtwide	24.00	23010367	20-2540-340-00-79
					$24.00	**Payee Vendor Total**	
Comcast							
	65378	01/20/2023	20-2540-340-00-79	Telephone - Districtwide	7,309.68	23011627	20-2540-340-00-79
					$7,309.68	**Payee Vendor Total**	
ComEd							
	65153	01/20/2023	20-2540-466-00-79	Electric	(133.38)	0	20-2540-466-00-79
	65153	01/20/2023	20-2540-466-00-79	Electric	(7,024.56)	0	20-2540-466-00-79
	65200	01/13/2023	20-2540-466-00-79	Electric	23.66	0	20-2540-466-00-79
	65350	01/20/2023	20-2540-466-00-79	Electric	133.38	0	20-2540-466-00-79
	65350	01/20/2023	20-2540-466-00-79	Electric	7,024.56	0	20-2540-466-00-79
	65200	01/13/2023	20-2540-466-00-79	Electric	217.89	0	20-2540-466-00-79
					$241.55	**Payee Vendor Total**	
Complete Northern Illinoi							
	65230	01/13/2023	20-2543-323-00-79	Repairs-Grounds	3,215.00	20230848	20-2543-323-00-79
					$3,215.00	**Payee Vendor Total**	
Conserv FS Inc							
	992300139	01/20/2023	20-2543-410-00-79	Grounds Supplies	4,257.00	20231867	20-2543-410-00-79
					$4,257.00	**Payee Vendor Total**	
Conway, Juli							
	65286	01/20/2023	10-2210-640-92-79-605-14	IDEA Other Objects	225.00	0	10-2210-640-92-79-605-14
					$225.00	**Payee Vendor Total**	
Cornett, Brenda							

Huntley Community School District 158
Disbursements

Check Date: 1/13/2023 to 1/27/2023

Vendor Name	Check #	Check Date	A.S.N.	Account# Description	Amount	P.O. #	State Account Number
	65287	01/20/2023	10-1200-310-66-71-300-13	STEP Purchased Services	85.31	0	10-1200-310-66-71-300-13
					$85.31	**Payee Vendor Total**	
Coursey, Samantha							
	65288	01/20/2023	10-2310-230-00-74-500-14	Tuition Reimbursement	390.00	0	10-2310-230-00-74-500-14
	65288	01/20/2023	10-2310-230-00-74-500-14	Tuition Reimbursement	390.00	0	10-2310-230-00-74-500-14
					$780.00	**Payee Vendor Total**	
CT Veach Inc							
	65379	01/20/2023	20-2543-323-00-79	Repairs-Grounds	1,218.00	20231753	20-2543-323-00-79
					$1,218.00	**Payee Vendor Total**	
Cummings, Michael							
	64569	01/27/2023	10-1500-319-00-71-300-13	Sports Officials HS	118.00	0	10-1500-319-00-71-300-13
					$118.00	**Payee Vendor Total**	
D & H Energy Managment Co							77
	65380	01/20/2023	20-2542-323-00-79	Repairs & Maint Buildings	575.00	20231924	20-2542-323-00-79
	65380	01/20/2023	20-2542-323-00-79	Repairs & Maint Buildings	1,500.00	20231924	20-2542-323-00-79
					$2,075.00	**Payee Vendor Total**	
D158 LIGHT Program							
	65201	01/13/2023	10-1200-410-66-71-300-13	STEP Supplies	210.00	0	10-1200-410-66-71-300-13
					$210.00	**Payee Vendor Total**	
Datamation Imaging Servic							
	65231	01/13/2023	10-2660-390-00-79-600-14	Purchased Service Technology	125.00	23010397	10-2660-390-00-79-600-14
					$125.00	**Payee Vendor Total**	
Davidson, Rebecca							
	65289	01/20/2023	10-1543-332-00-71-305-13	Activities Travel	58.75	0	10-1543-332-00-71-305-13
					$58.75	**Payee Vendor Total**	
Davis, Kathy							
	65338	01/20/2023	10-1611-145	Student Food Svc - Mackeben	23.00	0	10-1611-145
					$23.00	**Payee Vendor Total**	
Deak, Donald							
	65290	01/20/2023	10-2660-332-00-79-600-14	Travel Technology	81.25	0	10-2660-332-00-79-600-14
	65290	01/20/2023	10-2660-332-00-79-600-14	Travel Technology	97.52	0	10-2660-332-00-79-600-14
					$178.77	**Payee Vendor Total**	

Huntley Community School District 158
Disbursements

Check Date: 1/13/2023 to 1/27/2023

Vendor Name	Check #	Check Date	A.S.N.	Account# Description	Amount	P.O. #	State Account Number
Dean, Adam							
	65291	01/20/2023	10-2546-332-00-79-600-14	Security Officer Travel	32.45	0	10-2546-332-00-79-600-14
	65291	01/20/2023	10-2546-332-00-79-600-14	Security Officer Travel	112.35	0	10-2546-332-00-79-600-14
	65291	01/20/2023	10-2546-332-00-79-600-14	Security Officer Travel	195.00	0	10-2546-332-00-79-600-14
	65291	01/20/2023	10-2546-332-00-79-600-14	Security Officer Travel	236.25	0	10-2546-332-00-79-600-14
	65291	01/20/2023	10-2546-332-00-79-600-14	Security Officer Travel	212.50	0	10-2546-332-00-79-600-14
	65291	01/20/2023	10-2546-332-00-79-600-14	Security Officer Travel	211.25	0	10-2546-332-00-79-600-14
	65291	01/20/2023	10-2546-332-00-79-600-14	Security Officer Travel	155.00	0	10-2546-332-00-79-600-14
					$1,154.80	**Payee Vendor Total**	
DeBlieck, Jaime							
	65339	01/20/2023	10-1811	Textbook Fees	95.00	0	10-1811
					$95.00	**Payee Vendor Total**	
del Castillo, Rocio							
	65292	01/20/2023	10-1600-410-89-79-605-14	Title I Supplies	14.99	0	10-1600-410-89-79-605-14
	65292	01/20/2023	10-2213-410-00-79-600-14	Special Svcs Supplies	442.57	0	10-2213-410-00-79-600-14
	65292	01/20/2023	10-2213-410-00-79-600-14	Special Svcs Supplies	6.57	0	10-2213-410-00-79-600-14
	65292	01/20/2023	10-2213-332-00-79-600-14	Special Svcs Travel & Conf	92.59	0	10-2213-332-00-79-600-14
	65292	01/20/2023	10-2213-332-00-79-600-14	Special Svcs Travel & Conf	18.42	0	10-2213-332-00-79-600-14
	65292	01/20/2023	10-1600-410-89-79-605-14	Title I Supplies	165.60	0	10-1600-410-89-79-605-14
	65292	01/20/2023	10-1600-410-89-79-605-14	Title I Supplies	6.14	0	10-1600-410-89-79-605-14
					$746.88	**Payee Vendor Total**	
Delahanty, Eileen							
	65293	01/20/2023	10-2520-410-00-74-500-14	Supplies Fiscal	15.20	0	10-2520-410-00-74-500-14
					$15.20	**Payee Vendor Total**	
Digital Promise Global							
	65381	01/20/2023	10-2321-390-00-74-500-14	Purchased Service Supt	3,000.00	20231887	10-2321-390-00-74-500-14
					$3,000.00	**Payee Vendor Total**	
Direct Fitness Solutions							
	65382	01/20/2023	10-1130-323-00-71-300-13	Repairs HS	853.30	20231670	10-1130-323-00-71-300-13
	65382	01/20/2023	10-1130-323-00-71-300-13	Repairs HS	40.19	20231670	10-1130-323-00-71-300-13
					$893.49	**Payee Vendor Total**	
Discount School Supply							
	65232	01/13/2023	10-1125-410-97-79-600-14	All Children Supplies	100.50	20230939	10-1125-410-97-79-600-14
	65232	01/13/2023	10-1125-410-97-79-600-14	All Children Supplies	668.99	20230939	10-1125-410-97-79-600-14

Huntley Community School District 158
Disbursements

Check Date: 1/13/2023 to 1/27/2023

Vendor Name	Check #	Check Date	A.S.N.	Account# Description	Amount	P.O. #	State Account Number
					$769.49	**Payee Vendor Total**	
Downers Grove South							
	65346	01/20/2023	10-1543-640-00-71-305-13	Activities Fees	250.00	0	10-1543-640-00-71-305-13
					$250.00	**Payee Vendor Total**	
Dramatists Play Service I							
	65383	01/20/2023	10-1130-490-02-71-300-13	High School Fine Arts/PAC Supplies	40.00	20231729	10-1130-490-02-71-300-13
	65383	01/20/2023	10-1130-490-02-71-300-13	High School Fine Arts/PAC Supplies	30.00	20231729	10-1130-490-02-71-300-13
	65383	01/20/2023	10-1130-490-02-71-300-13	High School Fine Arts/PAC Supplies	345.00	20231729	10-1130-490-02-71-300-13
	65383	01/20/2023	10-1130-490-02-71-300-13	High School Fine Arts/PAC Supplies	117.00	20231729	10-1130-490-02-71-300-13
					$532.00	**Payee Vendor Total**	
Dreisilker Electric Motor							
	992300140	01/20/2023	20-2542-410-00-79	Supplies B & G	88.46	20231762	20-2542-410-00-79
	992300140	01/20/2023	20-2542-410-00-79	Supplies B & G	351.97	20231920	20-2542-410-00-79
	992300140	01/20/2023	20-2542-410-00-79	Supplies B & G	27.42	20231853	20-2542-410-00-79
	992300140	01/20/2023	20-2542-410-00-79	Supplies B & G	15.90	20231853	20-2542-410-00-79
	992300140	01/20/2023	20-2542-410-00-79	Supplies B & G	1,380.82	20231853	20-2542-410-00-79
	992300140	01/20/2023	20-2542-410-00-79	Supplies B & G	587.30	20231724	20-2542-410-00-79
					$2,451.87	**Payee Vendor Total**	
DuPage Federation on Huma							
	65384	01/20/2023	10-2213-310-00-79-600-14	Special Svcs Pur Svc	82.50	20231863	10-2213-310-00-79-600-14
	65384	01/20/2023	10-1200-310-92-79-600-14	IDEA General Purchased Service	165.00	20231863	10-1200-310-92-79-600-14
	65384	01/20/2023	10-2213-310-00-79-600-14	Special Svcs Pur Svc	63.11	20231863	10-2213-310-00-79-600-14
	65384	01/20/2023	10-2213-310-00-79-600-14	Special Svcs Pur Svc	55.00	20231863	10-2213-310-00-79-600-14
					$365.61	**Payee Vendor Total**	
Easterseals							
	65385	01/20/2023	10-2210-314-92-79-605-14	IDEA Impr of Instr-Staff Dev	4,800.00	23120597	10-2210-314-92-79-605-14
	65385	01/20/2023	10-4220-670-00-79-600-14	Sp Ed Private Tuition	25,068.96	23121557	10-4220-670-00-79-600-14
					$29,868.96	**Payee Vendor Total**	
Edge Sports Apparel LLC							
	65386	01/20/2023	10-1558-410-00-71-300-13	VEI Supplies HS	1,368.00	20231910	10-1558-410-00-71-300-13
	65386	01/20/2023	10-2310-410-00-74-500-14	Supplies Board	696.00	20231688	10-2310-410-00-74-500-14
					$2,064.00	**Payee Vendor Total**	
EDpuzzle Inc							

Huntley Community School District 158
Disbursements

Check Date: 1/13/2023 to 1/27/2023

Vendor Name	Check #	Check Date	A.S.N.	Account# Description	Amount	P.O. #	State Account Number
	65233	01/13/2023	10-1120-410-00-72-220-13	Inst Supplies Marlowe	2,450.00	20230741	10-1120-410-00-72-220-13
					$2,450.00	**Payee Vendor Total**	
Eds Automotive							
	65234	01/13/2023	40-2550-310-00-79	Prof & Tech Service Trans	935.00	23110707	40-2550-310-00-79
					$935.00	**Payee Vendor Total**	
Education.com							
	65235	01/13/2023	10-1200-310-92-79-600-14	IDEA General Purchased Service	150.00	20230995	10-1200-310-92-79-600-14
					$150.00	**Payee Vendor Total**	
Engler Callaway Baasten &							
	65387	01/20/2023	10-2310-318-00-74-500-14	Legal Board	4,705.00	20231888	10-2310-318-00-74-500-14
	65387	01/20/2023	10-2310-318-00-74-500-14	Legal Board	3,276.00	20231672	10-2310-318-00-74-500-14
					$7,981.00	**Payee Vendor Total**	
Environmental Solutions							
	65388	01/20/2023	20-2542-390-00-79	Other Purchased Service	644.00	20231370	20-2542-390-00-79
					$644.00	**Payee Vendor Total**	
Escatel, Eduardo							
	65294	01/20/2023	10-2520-332-00-74-500-14	Travel Fiscal	37.50	0	10-2520-332-00-74-500-14
					$37.50	**Payee Vendor Total**	
Escudero, Michelle							
	65295	01/20/2023	10-2561-332-00-79-605-14	Dir Food Service Travel	60.00	0	10-2561-332-00-79-605-14
					$60.00	**Payee Vendor Total**	
Everdriven Technologies L							
	65236	01/13/2023	40-2552-331-00-79	Contracted Transportation	36.60	23120697	40-2552-331-00-79
	65236	01/13/2023	40-2552-331-00-79	Contracted Transportation	36.60	23120697	40-2552-331-00-79
	65277	01/13/2023	40-2552-331-00-79	Contracted Transportation	4,247.50	23120697	40-2552-331-00-79
	65277	01/13/2023	40-2552-331-00-79	Contracted Transportation	2,137.50	23120697	40-2552-331-00-79
	65389	01/20/2023	40-2552-331-00-79	Contracted Transportation	7,512.50	23010697	40-2552-331-00-79
					$13,970.70	**Payee Vendor Total**	
Fastsigns Carpentersville							
	65390	01/20/2023	10-1100-410-72-79-600-14	ARP IDEA Instruc Sup	527.00	20231264	10-1100-410-72-79-600-14
					$527.00	**Payee Vendor Total**	
Fastsigns Crystal Lake							
	65237	01/13/2023	10-1130-323-00-71-300-13	Repairs HS	650.00	20231041	10-1130-323-00-71-300-13

80

Huntley Community School District 158
Disbursements

Check Date: 1/13/2023 to 1/27/2023

Vendor Name	Check #	Check Date	A.S.N.	Account# Description	Amount	P.O. #	State Account Number	
	65237	01/13/2023	20-2542-520-00-79	Building projects	2,622.00	20231041	20-2542-520-00-79	
	65391	01/20/2023	10-1558-410-00-71-300-13	VEI Supplies HS	805.00	20231854	10-1558-410-00-71-300-13	
					$4,077.00	**Payee Vendor Total**		
Fox Valley Fire Safety								
	992300141	01/20/2023	20-2542-390-00-79	Other Purchased Service	470.00	20231926	20-2542-390-00-79	
	992300141	01/20/2023	20-2542-390-00-79	Other Purchased Service	147.61	20231926	20-2542-390-00-79	
	992300141	01/20/2023	20-2542-390-00-79	Other Purchased Service	147.61	20231926	20-2542-390-00-79	
	992300141	01/20/2023	20-2542-390-00-79	Other Purchased Service	104.50	20231926	20-2542-390-00-79	
	992300141	01/20/2023	20-2542-390-00-79	Other Purchased Service	147.61	20231926	20-2542-390-00-79	
	992300141	01/20/2023	20-2542-390-00-79	Other Purchased Service	106.61	20231926	20-2542-390-00-79	
	992300141	01/20/2023	20-2542-390-00-79	Other Purchased Service	106.61	20231926	20-2542-390-00-79	
	992300141	01/20/2023	20-2542-390-00-79	Other Purchased Service	147.61	20231926	20-2542-390-00-79	
	992300141	01/20/2023	20-2542-390-00-79	Other Purchased Service	104.50	20231926	20-2542-390-00-79	
	992300141	01/20/2023	20-2542-323-00-79	Repairs & Maint Buildings	206.00	23090097	20-2542-323-00-79	81
	992300141	01/20/2023	20-2542-323-00-79	Repairs & Maint Buildings	1,012.00	23110097	20-2542-323-00-79	
	992300141	01/20/2023	20-2542-390-00-79	Other Purchased Service	801.00	23010817	20-2542-390-00-79	
	992300141	01/20/2023	20-2542-390-00-79	Other Purchased Service	801.00	23110817	20-2542-390-00-79	
	992300141	01/20/2023	20-2542-323-00-79	Repairs & Maint Buildings	1,061.17	23100097	20-2542-323-00-79	
	992300141	01/20/2023	20-2542-323-00-79	Repairs & Maint Buildings	454.00	23090097	20-2542-323-00-79	
					$5,817.83	**Payee Vendor Total**		
Frank Cooney Company								
	65238	01/13/2023	10-2520-410-00-74-500-14	Supplies Fiscal	40,952.02	20231375	10-2520-410-00-74-500-14	
	65238	01/13/2023	10-2520-410-00-74-500-14	Supplies Fiscal	4,924.87	20231471	10-2520-410-00-74-500-14	
					$45,876.89	**Payee Vendor Total**		
Frigo, Dina								
	64570	01/27/2023	10-1811	Textbook Fees	190.00	0	10-1811	
					$190.00	**Payee Vendor Total**		
Gallagher, Dean								
	64571	01/27/2023	10-1543-310-00-71-305-13	Activities Judges/Officials	75.00	0	10-1543-310-00-71-305-13	
	65202	01/13/2023	10-1543-310-00-71-305-13	Activities Judges/Officials	75.00	0	10-1543-310-00-71-305-13	
					$150.00	**Payee Vendor Total**		
Gallaugher, Bradley								
	65296	01/20/2023	10-1120-332-00-74-210-13	Teacher Travel Heineman	187.50	0	10-1120-332-00-74-210-13	
	65296	01/20/2023	10-1120-332-00-74-210-13	Teacher Travel Heineman	16.32	0	10-1120-332-00-74-210-13	

Huntley Community School District 158
Disbursements

Check Date: 1/13/2023 to 1/27/2023

Vendor Name	Check #	Check Date	A.S.N.	Account# Description	Amount	P.O. #	State Account Number
					$203.82	**Payee Vendor Total**	
Gaus, Donna							
	65340	01/20/2023	10-1611-305	Student Food Svc - HS	49.85	0	10-1611-305
					$49.85	**Payee Vendor Total**	
General Parts LLC							
	992300135	01/13/2023	10-2560-323-00-72-110-13	Cafe Repairs Chesak	1,103.34	23121677	10-2560-323-00-72-110-13
	992300135	01/13/2023	10-2560-323-00-72-220-13	Cafe Repairs Marlowe	1,103.34	23121697	10-2560-323-00-72-220-13
					$2,206.68	**Payee Vendor Total**	
GFC Leasing WI							
	992300136	01/13/2023	10-2900-325-00-79-600-14	Copier Leases	6,421.44	23010617	10-2900-325-00-79-600-14
					$6,421.44	**Payee Vendor Total**	
Gilco Scaffolding Co LLC							
	65392	01/20/2023	20-2542-323-00-79	Repairs & Maint Buildings	4,240.00	20230781	20-2542-323-00-79
					$4,240.00	**Payee Vendor Total**	
Ginczycki, Michael							
	65297	01/20/2023	10-1200-310-92-79-600-14	IDEA General Purchased Service	137.50	0	10-1200-310-92-79-600-14
	65297	01/20/2023	10-1200-310-92-79-600-14	IDEA General Purchased Service	96.25	0	10-1200-310-92-79-600-14
					$233.75	**Payee Vendor Total**	
Glenbrook North HS							
	64572	01/27/2023	10-1543-640-00-71-305-13	Activities Fees	150.00	0	10-1543-640-00-71-305-13
					$150.00	**Payee Vendor Total**	
Global Water Technology I							
	65393	01/20/2023	20-2542-410-00-79	Supplies B & G	943.00	20231837	20-2542-410-00-79
					$943.00	**Payee Vendor Total**	
Golovin, Jennifer							
	65298	01/20/2023	10-1200-310-66-71-300-13	STEP Purchased Services	21.28	0	10-1200-310-66-71-300-13
	65298	01/20/2023	10-1200-310-66-71-300-13	STEP Purchased Services	45.72	0	10-1200-310-66-71-300-13
					$67.00	**Payee Vendor Total**	
Gordon Flesch Co Inc							
	992300142	01/20/2023	10-2900-390-00-79-600-14	Copier Maintenance	550.05	20231948	10-2900-390-00-79-600-14
	992300142	01/20/2023	10-2900-390-00-79-600-14	Copier Maintenance	1,609.64	20231948	10-2900-390-00-79-600-14
	992300142	01/20/2023	10-2900-390-00-79-600-14	Copier Maintenance	3,190.30	20231948	10-2900-390-00-79-600-14
	992300142	01/20/2023	10-2900-390-00-79-600-14	Copier Maintenance	775.68	20231948	10-2900-390-00-79-600-14

82

Huntley Community School District 158
Disbursements

Check Date: 1/13/2023 to 1/27/2023

Vendor Name	Check #	Check Date	A.S.N.	Account# Description	Amount	P.O. #	State Account Number
	992300142	01/20/2023	10-2900-390-00-79-600-14	Copier Maintenance	4,423.85	20231754	10-2900-390-00-79-600-14
	992300142	01/20/2023	10-2900-390-00-79-600-14	Copier Maintenance	647.74	20231754	10-2900-390-00-79-600-14
	992300142	01/20/2023	10-2900-390-00-79-600-14	Copier Maintenance	959.49	20231754	10-2900-390-00-79-600-14
	992300142	01/20/2023	10-2900-390-00-79-600-14	Copier Maintenance	2,061.86	20231754	10-2900-390-00-79-600-14
	992300142	01/20/2023	10-2900-390-00-79-600-14	Copier Maintenance	1,056.00	20231948	10-2900-390-00-79-600-14
	992300142	01/20/2023	10-2900-390-00-79-600-14	Copier Maintenance	817.48	20231754	10-2900-390-00-79-600-14
					$16,092.09	**Payee Vendor Total**	
Gordon Food Service							
	65394	01/20/2023	10-1120-410-09-72-220-13	Home Ec Marlowe	25.31	20231509	10-1120-410-09-72-220-13
	65394	01/20/2023	10-1120-410-09-72-220-13	Home Ec Marlowe	7.40	20231509	10-1120-410-09-72-220-13
					$32.71	**Payee Vendor Total**	
Grant Community H.S.							
	65203	01/13/2023	10-1543-640-00-71-305-13	Activities Fees	150.00	0	10-1543-640-00-71-305-13
					$150.00	**Payee Vendor Total**	
Green, Max							
	64573	01/27/2023	10-1543-310-00-71-305-13	Activities Judges/Officials	75.00	0	10-1543-310-00-71-305-13
	65341	01/20/2023	10-1543-310-00-71-305-13	Activities Judges/Officials	75.00	0	10-1543-310-00-71-305-13
					$150.00	**Payee Vendor Total**	
Guilford High School c/o							
	64574	01/27/2023	10-1500-640-00-71-300-13	Sports Dues & Fees HS	250.00	0	10-1500-640-00-71-300-13
					$250.00	**Payee Vendor Total**	
Gullifor, Kateri							
	65299	01/20/2023	10-1200-310-92-79-600-14	IDEA General Purchased Service	133.15	0	10-1200-310-92-79-600-14
					$133.15	**Payee Vendor Total**	
Hedrick, Emily							
	65300	01/20/2023	10-1100-423-00-74-500-25	New Adoption PK-5	32.00	0	10-1100-423-00-74-500-25
					$32.00	**Payee Vendor Total**	
Heide, Kelsie							
	65301	01/20/2023	10-2310-230-00-74-500-14	Tuition Reimbursement	165.00	0	10-2310-230-00-74-500-14
	65301	01/20/2023	10-2310-230-00-74-500-14	Tuition Reimbursement	165.00	0	10-2310-230-00-74-500-14
	65301	01/20/2023	10-2310-230-00-74-500-14	Tuition Reimbursement	165.00	0	10-2310-230-00-74-500-14
					$495.00	**Payee Vendor Total**	
Henk, Amanda							

83

Huntley Community School District 158
Disbursements

Check Date: 1/13/2023 to 1/27/2023

Vendor Name	Check #	Check Date	A.S.N.	Account# Description	Amount	P.O. #	State Account Number
	65302	01/20/2023	10-1400-410-10-71-300-13	Ind Arts Supplies	165.00	0	10-1400-410-10-71-300-13
					$165.00	**Payee Vendor Total**	
Hickman, Kirk							
	65395	01/20/2023	10-1130-410-12-71-300-13	Music Supplies HS	160.00	20231939	10-1130-410-12-71-300-13
					$160.00	**Payee Vendor Total**	
Hollabaugh, Jennifer							
	65303	01/20/2023	10-1100-423-00-74-500-25	New Adoption PK-5	21.42	0	10-1100-423-00-74-500-25
					$21.42	**Payee Vendor Total**	
Home Depot Credit Service							
	65239	01/13/2023	20-2542-410-00-79	Supplies B & G	66.96	23110067	20-2542-410-00-79
	65396	01/20/2023	20-2542-410-00-79	Supplies B & G	66.82	23100067	20-2542-410-00-79
	65396	01/20/2023	20-2542-410-00-79	Supplies B & G	27.97	23100067	20-2542-410-00-79
	65396	01/20/2023	20-2542-410-00-79	Supplies B & G	(553.23)	23110067	20-2542-410-00-79
	65396	01/20/2023	20-2542-410-00-79	Supplies B & G	553.23	23110067	20-2542-410-00-79
	65396	01/20/2023	20-2542-410-00-79	Supplies B & G	301.77	23110067	20-2542-410-00-79
	65396	01/20/2023	20-2542-410-00-79	Supplies B & G	181.94	23100067	20-2542-410-00-79
	65396	01/20/2023	20-2542-410-00-79	Supplies B & G	167.00	23110067	20-2542-410-00-79
	65396	01/20/2023	20-2542-410-00-79	Supplies B & G	7.94	23110067	20-2542-410-00-79
					$820.40	**Payee Vendor Total**	
Honeywell International I							
	65397	01/20/2023	10-2546-323-00-79-600-14	Security Officer Repairs	75.00	20231899	10-2546-323-00-79-600-14
	65397	01/20/2023	10-2546-323-00-79-600-14	Security Officer Repairs	1,750.64	20231899	10-2546-323-00-79-600-14
	65397	01/20/2023	10-2546-323-00-79-600-14	Security Officer Repairs	243.72	20231899	10-2546-323-00-79-600-14
	65397	01/20/2023	10-2546-323-00-79-600-14	Security Officer Repairs	75.00	20231900	10-2546-323-00-79-600-14
	65397	01/20/2023	10-2546-323-00-79-600-14	Security Officer Repairs	991.86	20231900	10-2546-323-00-79-600-14
	65397	01/20/2023	10-2546-323-00-79-600-14	Security Officer Repairs	75.00	20231901	10-2546-323-00-79-600-14
	65397	01/20/2023	10-2546-323-00-79-600-14	Security Officer Repairs	2,561.98	20231901	10-2546-323-00-79-600-14
					$5,773.20	**Payee Vendor Total**	
Hononegah Math Team							
	65204	01/13/2023	10-1543-640-00-71-305-13	Activities Fees	125.00	0	10-1543-640-00-71-305-13
					$125.00	**Payee Vendor Total**	
HR Green							
	65240	01/13/2023	20-2540-310-00-79	Professional & Technical	1,151.26	20223419	20-2540-310-00-79

84

Huntley Community School District 158
Disbursements

Check Date: 1/13/2023 to 1/27/2023

Vendor Name	Check #	Check Date	A.S.N.	Account# Description	Amount	P.O. #	State Account Number
					$1,151.26	**Payee Vendor Total**	
Huntley Park District							
	65241	01/13/2023	20-2540-310-00-79	Professional & Technical	400.00	20220916	20-2540-310-00-79
					$400.00	**Payee Vendor Total**	
IASB							
	65398	01/20/2023	10-2310-410-00-74-500-14	Supplies Board	125.00	20231725	10-2310-410-00-74-500-14
					$125.00	**Payee Vendor Total**	
ID Wholesaler							
	65242	01/13/2023	10-2410-410-00-74-210-14	Copier Paper & Toner Heineman	531.98	20230542	10-2410-410-00-74-210-14
					$531.98	**Payee Vendor Total**	
Illinois HOSA - Future He							
	64575	01/27/2023	10-1543-640-00-71-305-13	Activities Fees	1,600.00	0	10-1543-640-00-71-305-13
	64575	01/27/2023	10-1543-640-00-71-305-13	Activities Fees	200.00	0	10-1543-640-00-71-305-13
					$1,800.00	**Payee Vendor Total**	
Illinois Tollway Violatio							
	65399	01/20/2023	40-2552-640-00-79	Dues & Fees	59.95	20231940	40-2552-640-00-79
	65399	01/20/2023	40-2552-640-00-79	Dues & Fees	45.60	20231857	40-2552-640-00-79
	65399	01/20/2023	40-2550-310-00-79	Prof & Tech Service Trans	26.65	20231864	40-2550-310-00-79
	65399	01/20/2023	40-2550-310-00-79	Prof & Tech Service Trans	43.05	20231864	40-2550-310-00-79
	65399	01/20/2023	40-2552-640-00-79	Dues & Fees	33.45	20231686	40-2552-640-00-79
	65399	01/20/2023	40-2552-640-00-79	Dues & Fees	39.30	20231857	40-2552-640-00-79
					$248.00	**Payee Vendor Total**	
IMG Photo Group							
	65400	01/20/2023	10-1100-310-76-79-600-14	CURES Instruc Pur Svcs	250.00	20231941	10-1100-310-76-79-600-14
					$250.00	**Payee Vendor Total**	
Instrument Barn, The							
	65401	01/20/2023	10-1120-410-12-74-210-13	Chorus/Band Supplies Heineman	338.20	20231798	10-1120-410-12-74-210-13
	65401	01/20/2023	10-1120-410-12-74-210-13	Chorus/Band Supplies Heineman	80.00	20231683	10-1120-410-12-74-210-13
	65401	01/20/2023	10-1120-410-12-74-210-13	Chorus/Band Supplies Heineman	1,100.00	20231689	10-1120-410-12-74-210-13
					$1,518.20	**Payee Vendor Total**	
Interclean Equipment Inc							
	65402	01/20/2023	40-2554-410-00-79	Fleet Supplies	98.99	20231742	40-2554-410-00-79
					$98.99	**Payee Vendor Total**	

85

Huntley Community School District 158
Disbursements

Check Date: 1/13/2023 to 1/27/2023

Vendor Name	Check #	Check Date	A.S.N.	Account# Description	Amount	P.O. #	State Account Number
IXL Learning Inc							
	65243	01/13/2023	10-1200-310-66-71-300-13	STEP Purchased Services	400.00	20231265	10-1200-310-66-71-300-13
					$400.00	**Payee Vendor Total**	
Jacobson, Jessica							
	65304	01/20/2023	10-1100-211-00-79-600-14	TRS	91.88	0	10-1100-211-00-79-600-14
					$91.88	**Payee Vendor Total**	
Jensens Plumbing & Heatin							
	65244	01/13/2023	20-2542-323-00-79	Repairs & Maint Buildings	1,400.00	20231193	20-2542-323-00-79
	65403	01/20/2023	20-2542-323-00-79	Repairs & Maint Buildings	1,471.86	20231950	20-2542-323-00-79
	65403	01/20/2023	20-2542-323-00-79	Repairs & Maint Buildings	1,835.00	20231877	20-2542-323-00-79
	65403	01/20/2023	20-2542-323-00-79	Repairs & Maint Buildings	858.00	20231885	20-2542-323-00-79
	65403	01/20/2023	20-2542-323-00-79	Repairs & Maint Buildings	391.47	20231885	20-2542-323-00-79
	65403	01/20/2023	20-2542-323-00-79	Repairs & Maint Buildings	426.28	20231885	20-2542-323-00-79
	65403	01/20/2023	20-2542-323-00-79	Repairs & Maint Buildings	351.00	20231726	20-2542-323-00-79
					$6,733.61	**Payee Vendor Total**	
Johnson Floor Co							
	65404	01/20/2023	20-2542-329-00-79	Buildings - Small Projects	1,200.00	20231372	20-2542-329-00-79
	65404	01/20/2023	20-2542-329-00-79	Buildings - Small Projects	5,383.00	20231372	20-2542-329-00-79
	65404	01/20/2023	20-2542-329-00-79	Buildings - Small Projects	15,375.00	20231372	20-2542-329-00-79
	65404	01/20/2023	20-2542-329-00-79	Buildings - Small Projects	2,352.00	20231372	20-2542-329-00-79
	65404	01/20/2023	20-2549-323-00-74-600	Insurance Claim Repair	24,697.00	20231372	20-2549-323-00-74-600
	65404	01/20/2023	20-2549-323-00-74-600	Insurance Claim Repair	5,174.00	20231372	20-2549-323-00-74-600
	65404	01/20/2023	20-2549-323-00-74-600	Insurance Claim Repair	8,393.00	20231372	20-2549-323-00-74-600
	65404	01/20/2023	20-2549-323-00-74-600	Insurance Claim Repair	8,372.00	20231372	20-2549-323-00-74-600
					$70,946.00	**Payee Vendor Total**	
Keech, Saundra							
	65305	01/20/2023	10-2210-640-92-79-605-14	IDEA Other Objects	225.00	0	10-2210-640-92-79-605-14
					$225.00	**Payee Vendor Total**	
Kelly, Carrie							
	65347	01/20/2023	10-1811	Textbook Fees	95.00	0	10-1811
					$95.00	**Payee Vendor Total**	
Kelly, Jill							
	65306	01/20/2023	10-1200-310-92-79-600-14	IDEA General Purchased Service	53.00	0	10-1200-310-92-79-600-14

86

Huntley Community School District 158
Disbursements

Check Date: 1/13/2023 to 1/27/2023

Vendor Name	Check #	Check Date	A.S.N.	Account# Description	Amount	P.O. #	State Account Number
					$53.00	Payee Vendor Total	
Kelso Burnett Co							
	65405	01/20/2023	10-2660-390-00-79-600-14	Purchased Service Technology	2,640.00	20231927	10-2660-390-00-79-600-14
	65405	01/20/2023	10-2660-390-00-79-600-14	Purchased Service Technology	119.00	20231927	10-2660-390-00-79-600-14
	65405	01/20/2023	10-2660-390-00-79-600-14	Purchased Service Technology	132.00	20231927	10-2660-390-00-79-600-14
	65405	01/20/2023	10-2546-323-00-79-600-14	Security Officer Repairs	12.00	20231951	10-2546-323-00-79-600-14
	65405	01/20/2023	10-2546-323-00-79-600-14	Security Officer Repairs	240.00	20231951	10-2546-323-00-79-600-14
	65405	01/20/2023	10-2546-323-00-79-600-14	Security Officer Repairs	720.00	20231868	10-2546-323-00-79-600-14
	65405	01/20/2023	10-2546-323-00-79-600-14	Security Officer Repairs	1,239.00	20231868	10-2546-323-00-79-600-14
	65405	01/20/2023	10-2546-323-00-79-600-14	Security Officer Repairs	72.00	20231868	10-2546-323-00-79-600-14
	65405	01/20/2023	10-2546-323-00-79-600-14	Security Officer Repairs	12.00	20231869	10-2546-323-00-79-600-14
	65405	01/20/2023	10-2546-323-00-79-600-14	Security Officer Repairs	240.00	20231869	10-2546-323-00-79-600-14
	65405	01/20/2023	10-2546-323-00-79-600-14	Security Officer Repairs	30.00	20231870	10-2546-323-00-79-600-14
	65405	01/20/2023	10-2546-323-00-79-600-14	Security Officer Repairs	600.00	20231870	10-2546-323-00-79-600-14
	65405	01/20/2023	10-2546-323-00-79-600-14	Security Officer Repairs	42.00	20231871	10-2546-323-00-79-600-14
	65405	01/20/2023	10-2546-323-00-79-600-14	Security Officer Repairs	300.00	20231871	10-2546-323-00-79-600-14
	65405	01/20/2023	10-2546-323-00-79-600-14	Security Officer Repairs	420.00	20231871	10-2546-323-00-79-600-14
	65405	01/20/2023	10-2546-323-00-79-600-14	Security Officer Repairs	48.00	20231872	10-2546-323-00-79-600-14
	65405	01/20/2023	10-2546-323-00-79-600-14	Security Officer Repairs	376.00	20231872	10-2546-323-00-79-600-14
	65405	01/20/2023	10-2546-323-00-79-600-14	Security Officer Repairs	480.00	20231872	10-2546-323-00-79-600-14
	65405	01/20/2023	10-1110-323-00-72-120-13	Repairs Martin	4,529.00	20230098	10-1110-323-00-72-120-13
					$12,251.00	Payee Vendor Total	
Kenneth J. Kogut & Associ							
	65245	01/13/2023	20-2540-310-00-79	Professional & Technical	1,600.00	20231756	20-2540-310-00-79
					$1,600.00	Payee Vendor Total	
Kent, Laura							
	65307	01/20/2023	10-1200-310-92-79-600-14	IDEA General Purchased Service	61.88	0	10-1200-310-92-79-600-14
	65307	01/20/2023	10-1100-211-00-79-600-14	TRS	61.88	0	10-1100-211-00-79-600-14
					$123.76	Payee Vendor Total	
Khairat							
	64576	01/27/2023	10-1811	Textbook Fees	155.00	0	10-1811
					$155.00	Payee Vendor Total	
Klein Thorpe & Jenkins Lt							
	65246	01/13/2023	10-2310-318-00-74-500-14	Legal Board	1,274.00	23111537	10-2310-318-00-74-500-14

87

Huntley Community School District 158
Disbursements

Check Date: 1/13/2023 to 1/27/2023

Vendor Name	Check #	Check Date	A.S.N.	Account# Description	Amount	P.O. #	State Account Number
					$1,274.00	**Payee Vendor Total**	
Kopp, Emily							
	65308	01/20/2023	10-2520-332-00-74-500-14	Travel Fiscal	56.25	0	10-2520-332-00-74-500-14
					$56.25	**Payee Vendor Total**	
Kozbiel, Loida							
	65309	01/20/2023	10-2210-640-92-79-605-14	IDEA Other Objects	505.00	0	10-2210-640-92-79-605-14
					$505.00	**Payee Vendor Total**	
K-Tech Inc							
	65406	01/20/2023	20-2543-410-00-79	Grounds Supplies	168.00	20231839	20-2543-410-00-79
					$168.00	**Payee Vendor Total**	
Lake In The Hills Sanitar							
	65205	01/13/2023	20-2540-370-00-79	Water/Sewer	432.00	0	20-2540-370-00-79
	65205	01/13/2023	20-2540-370-00-79	Water/Sewer	360.00	0	20-2540-370-00-79
	65205	01/13/2023	20-2540-370-00-79	Water/Sewer	432.00	0	20-2540-370-00-79
					$1,224.00	**Payee Vendor Total**	
Landvick, Matthew							
	65310	01/20/2023	10-1500-335-00-71-300-13	Conference Travel HS	10.25	0	10-1500-335-00-71-300-13
	65310	01/20/2023	10-1500-335-00-71-300-13	Conference Travel HS	47.63	0	10-1500-335-00-71-300-13
	65310	01/20/2023	10-1500-335-00-71-300-13	Conference Travel HS	10.25	0	10-1500-335-00-71-300-13
	65310	01/20/2023	10-1500-335-00-71-300-13	Conference Travel HS	27.13	0	10-1500-335-00-71-300-13
					$95.26	**Payee Vendor Total**	
Lanham, Kimberly							
	65311	01/20/2023	10-2310-230-00-74-500-14	Tuition Reimbursement	390.00	0	10-2310-230-00-74-500-14
					$390.00	**Payee Vendor Total**	
Laser Pro Company							
	65247	01/13/2023	10-2410-410-00-74-150-14	Copier Paper & Toner Conley	396.00	20230021	10-2410-410-00-74-150-14
					$396.00	**Payee Vendor Total**	
Latoria, Kristy							
	65312	01/20/2023	10-2210-640-92-79-605-14	IDEA Other Objects	225.00	0	10-2210-640-92-79-605-14
					$225.00	**Payee Vendor Total**	
Leach Enterprises Inc							
	992300137	01/13/2023	40-2554-410-00-79	Fleet Supplies	623.77	23010787	40-2554-410-00-79
	992300137	01/13/2023	40-2554-410-00-79	Fleet Supplies	213.19	23110787	40-2554-410-00-79

88

Huntley Community School District 158
Disbursements

Check Date: 1/13/2023 to 1/27/2023

Vendor Name	Check #	Check Date	A.S.N.	Account# Description	Amount	P.O. #	State Account Number	
	992300137	01/13/2023	40-2554-410-00-79	Fleet Supplies	(135.00)	23010787	40-2554-410-00-79	
	992300137	01/13/2023	40-2554-410-00-79	Fleet Supplies	51.06	23010787	40-2554-410-00-79	
					$753.02	**Payee Vendor Total**		
LearnWell								
	65407	01/20/2023	10-4210-670-00-79-600-14	Reg Ed Out of District	138.32	20231847	10-4210-670-00-79-600-14	
	65407	01/20/2023	10-4210-670-00-79-600-14	Reg Ed Out of District	138.32	20231847	10-4210-670-00-79-600-14	
	65407	01/20/2023	10-4210-670-00-79-600-14	Reg Ed Out of District	69.16	20231847	10-4210-670-00-79-600-14	
	65407	01/20/2023	10-4210-670-00-79-600-14	Reg Ed Out of District	138.32	20231847	10-4210-670-00-79-600-14	
	65407	01/20/2023	10-4210-670-00-79-600-14	Reg Ed Out of District	138.32	20231847	10-4210-670-00-79-600-14	
	65407	01/20/2023	10-4210-670-00-79-600-14	Reg Ed Out of District	69.16	20231847	10-4210-670-00-79-600-14	
	65407	01/20/2023	10-4210-670-00-79-600-14	Reg Ed Out of District	138.32	20231847	10-4210-670-00-79-600-14	
	65407	01/20/2023	10-4210-670-00-79-600-14	Reg Ed Out of District	138.32	20231847	10-4210-670-00-79-600-14	
	65407	01/20/2023	10-4210-670-00-79-600-14	Reg Ed Out of District	138.32	20231847	10-4210-670-00-79-600-14	
	65407	01/20/2023	10-4210-670-00-79-600-14	Reg Ed Out of District	138.32	20231847	10-4210-670-00-79-600-14	89
					$1,244.88	**Payee Vendor Total**		
Lebar, Jason								
	65313	01/20/2023	10-2212-332-00-74-500-25	Travel & Conf Curr PK-5	140.00	0	10-2212-332-00-74-500-25	
	65313	01/20/2023	10-2212-332-00-74-500-25	Travel & Conf Curr PK-5	169.49	0	10-2212-332-00-74-500-25	
	65313	01/20/2023	10-2212-332-00-74-500-25	Travel & Conf Curr PK-5	50.00	0	10-2212-332-00-74-500-25	
					$359.49	**Payee Vendor Total**		
Ledwitch, Anne								
	64577	01/27/2023	10-1811	Textbook Fees	190.00	0	10-1811	
					$190.00	**Payee Vendor Total**		
Lindsay, Sara								
	65314	01/20/2023	10-1200-310-66-71-300-13	STEP Purchased Services	41.81	0	10-1200-310-66-71-300-13	
					$41.81	**Payee Vendor Total**		
Little City Foundation								
	65408	01/20/2023	10-4220-670-00-79-600-14	Sp Ed Private Tuition	16,858.13	20231809	10-4220-670-00-79-600-14	
					$16,858.13	**Payee Vendor Total**		
Logan, Jamie								
	64578	01/27/2023	10-1811	Textbook Fees	155.00	0	10-1811	
					$155.00	**Payee Vendor Total**		
Lombard, Jessica								

Huntley Community School District 158
Disbursements

Check Date: 1/13/2023 to 1/27/2023

Vendor Name	Check #	Check Date	A.S.N.	Account# Description	Amount	P.O. #	State Account Number
	65315	01/20/2023	10-2323-332-00-74-500-14	Associate Supt Travel	140.00	0	10-2323-332-00-74-500-14
	65315	01/20/2023	10-2323-332-00-74-500-14	Associate Supt Travel	46.80	0	10-2323-332-00-74-500-14
					$186.80	**Payee Vendor Total**	
Maksymiv, Olha							
	64579	01/27/2023	10-1811	Textbook Fees	310.00	0	10-1811
					$310.00	**Payee Vendor Total**	
Marengo Community High Sc							
	64580	01/27/2023	10-1500-640-00-71-300-13	Sports Dues & Fees HS	225.00	0	10-1500-640-00-71-300-13
					$225.00	**Payee Vendor Total**	
Martil, Diana							
	64581	01/27/2023	10-1811	Textbook Fees	95.00	0	10-1811
					$95.00	**Payee Vendor Total**	
MDC Environmental Serv							90
	65248	01/13/2023	20-2542-321-00-79	Sanitation/Exterminating	3,499.60	23010117	20-2542-321-00-79
					$3,499.60	**Payee Vendor Total**	
Medco Supply Company							
	65409	01/20/2023	10-1500-410-00-71-300-13	Training/Athletic Supplies HS	160.00	20231799	10-1500-410-00-71-300-13
	65409	01/20/2023	10-1500-410-00-71-300-13	Training/Athletic Supplies HS	39.98	20231799	10-1500-410-00-71-300-13
	65409	01/20/2023	10-1500-410-00-71-300-13	Training/Athletic Supplies HS	26.48	20231799	10-1500-410-00-71-300-13
					$226.46	**Payee Vendor Total**	
Menards Inc							
	65410	01/20/2023	20-2542-410-00-79	Supplies B & G	2.06	23120127	20-2542-410-00-79
					$2.06	**Payee Vendor Total**	
Metro Prep							
	65411	01/20/2023	10-4220-670-00-79-600-14	Sp Ed Private Tuition	11,253.60	23111958	10-4220-670-00-79-600-14
					$11,253.60	**Payee Vendor Total**	
Meyer, Anna							
	65316	01/20/2023	10-2520-332-00-74-500-14	Travel Fiscal	20.19	0	10-2520-332-00-74-500-14
	65316	01/20/2023	10-2520-332-00-74-500-14	Travel Fiscal	8.09	0	10-2520-332-00-74-500-14
					$28.28	**Payee Vendor Total**	
Midland Paper							
	65412	01/20/2023	10-2410-410-00-71-300-14	Copier Paper & Toner HS	5,272.80	20230158	10-2410-410-00-71-300-14
	65412	01/20/2023	10-2410-410-00-71-300-14	Copier Paper & Toner HS	5,272.80	20230158	10-2410-410-00-71-300-14

Huntley Community School District 158
Disbursements

Check Date: 1/13/2023 to 1/27/2023

Vendor Name	Check #	Check Date	A.S.N.	Account# Description	Amount	P.O. #	State Account Number
	65412	01/20/2023	10-2410-410-00-71-100-14	Copier Paper & Toner Leggee	1,757.60	20230440	10-2410-410-00-71-100-14
	65412	01/20/2023	10-2410-410-00-71-100-14	Copier Paper & Toner Leggee	1,777.60	20230440	10-2410-410-00-71-100-14
	65412	01/20/2023	10-2410-410-00-72-120-14	Copier Paper & Toner Martin	1,757.60	20230394	10-2410-410-00-72-120-14
					$15,838.40	**Payee Vendor Total**	
Midland Standard Engineer							
	992300143	01/20/2023	20-2540-310-00-79	Professional & Technical	1,137.50	20231800	20-2540-310-00-79
					$1,137.50	**Payee Vendor Total**	
Midwest Transit Equip Kan							
	65413	01/20/2023	40-2554-410-00-79	Fleet Supplies	235.75	20231730	40-2554-410-00-79
					$235.75	**Payee Vendor Total**	
Moran, Tonya							
	65317	01/20/2023	10-1200-310-92-79-600-14	IDEA General Purchased Service	31.88	0	10-1200-310-92-79-600-14
					$31.88	**Payee Vendor Total**	
NCPERS Group Life Ins							
	65414	01/20/2023	50454	IMRF & SS (Board)	16.00	0	50-481
					$16.00	**Payee Vendor Total**	
Neilson, Evan							
	65206	01/13/2023	10-1543-310-00-71-305-13	Activities Judges/Officials	75.00	0	10-1543-310-00-71-305-13
					$75.00	**Payee Vendor Total**	
New England Center for Ch							
	65249	01/13/2023	10-1200-310-92-79-600-14	IDEA General Purchased Service	733.95	23121057	10-1200-310-92-79-600-14
					$733.95	**Payee Vendor Total**	
Nicor Gas							
	64582	01/27/2023	20-2540-465-00-79	Natural Gas	1,215.68	0	20-2540-465-00-79
	64582	01/27/2023	20-2540-465-00-79	Natural Gas	1,131.78	0	20-2540-465-00-79
	64582	01/27/2023	20-2540-465-00-79	Natural Gas	553.90	0	20-2540-465-00-79
	64582	01/27/2023	20-2540-465-00-79	Natural Gas	993.95	0	20-2540-465-00-79
	64582	01/27/2023	20-2540-465-00-79	Natural Gas	1,105.64	0	20-2540-465-00-79
	64582	01/27/2023	20-2540-465-00-79	Natural Gas	1,026.94	0	20-2540-465-00-79
	64582	01/27/2023	20-2540-465-00-79	Natural Gas	1,110.89	0	20-2540-465-00-79
	64582	01/27/2023	20-2540-465-00-79	Natural Gas	285.66	0	20-2540-465-00-79
	65207	01/13/2023	20-2540-465-00-79	Natural Gas	237.31	0	20-2540-465-00-79
	64582	01/27/2023	20-2540-465-00-79	Natural Gas	2,463.55	0	20-2540-465-00-79

Huntley Community School District 158
Disbursements

Check Date: 1/13/2023 to 1/27/2023

Vendor Name	Check #	Check Date	A.S.N.	Account# Description	Amount	P.O. #	State Account Number
	64582	01/27/2023	20-2540-465-00-79	Natural Gas	1,132.88	0	20-2540-465-00-79
					$11,258.18	**Payee Vendor Total**	
Niles Township Dist for S							
	65415	01/20/2023	10-4220-670-00-79-600-14	Sp Ed Private Tuition	63,896.00	20231801	10-4220-670-00-79-600-14
					$63,896.00	**Payee Vendor Total**	
North American Corporatio							
	65250	01/13/2023	20-2542-323-00-79	Repairs & Maint Buildings	30.97	20230960	20-2542-323-00-79
	65250	01/13/2023	20-2542-323-00-79	Repairs & Maint Buildings	34.09	20230960	20-2542-323-00-79
	65250	01/13/2023	20-2542-323-00-79	Repairs & Maint Buildings	30.99	20230960	20-2542-323-00-79
	65250	01/13/2023	20-2542-323-00-79	Repairs & Maint Buildings	30.99	20230960	20-2542-323-00-79
	65250	01/13/2023	20-2542-323-00-79	Repairs & Maint Buildings	14.73	20230960	20-2542-323-00-79
	65250	01/13/2023	20-2542-323-00-79	Repairs & Maint Buildings	14.73	20230960	20-2542-323-00-79
	65416	01/20/2023	20-2542-323-00-79	Repairs & Maint Buildings	36.38	20230960	20-2542-323-00-79
	65416	01/20/2023	20-2542-323-00-79	Repairs & Maint Buildings	33.06	20230960	20-2542-323-00-79
	65416	01/20/2023	20-2542-323-00-79	Repairs & Maint Buildings	33.06	20230960	20-2542-323-00-79
	65416	01/20/2023	20-2542-323-00-79	Repairs & Maint Buildings	15.71	20230960	20-2542-323-00-79
	65416	01/20/2023	20-2542-323-00-79	Repairs & Maint Buildings	15.71	20230960	20-2542-323-00-79
	65416	01/20/2023	20-2542-323-00-79	Repairs & Maint Buildings	33.08	20230960	20-2542-323-00-79
	65416	01/20/2023	20-2542-323-00-79	Repairs & Maint Buildings	67.74	20230960	20-2542-323-00-79
	65416	01/20/2023	20-2542-323-00-79	Repairs & Maint Buildings	61.57	20230960	20-2542-323-00-79
	65416	01/20/2023	20-2542-323-00-79	Repairs & Maint Buildings	61.57	20230960	20-2542-323-00-79
	65416	01/20/2023	20-2542-323-00-79	Repairs & Maint Buildings	29.26	20230960	20-2542-323-00-79
	65416	01/20/2023	20-2542-323-00-79	Repairs & Maint Buildings	29.26	20230960	20-2542-323-00-79
	65416	01/20/2023	20-2542-323-00-79	Repairs & Maint Buildings	61.60	20230960	20-2542-323-00-79
	65416	01/20/2023	20-2542-323-00-79	Repairs & Maint Buildings	36.37	20230960	20-2542-323-00-79
	65416	01/20/2023	20-2542-323-00-79	Repairs & Maint Buildings	33.07	20230960	20-2542-323-00-79
	65416	01/20/2023	20-2542-323-00-79	Repairs & Maint Buildings	33.07	20230960	20-2542-323-00-79
	65416	01/20/2023	20-2542-323-00-79	Repairs & Maint Buildings	15.71	20230960	20-2542-323-00-79
	65416	01/20/2023	20-2542-323-00-79	Repairs & Maint Buildings	15.71	20230960	20-2542-323-00-79
	65416	01/20/2023	20-2542-323-00-79	Repairs & Maint Buildings	33.07	20230960	20-2542-323-00-79
					$801.50	**Payee Vendor Total**	
North Shore Transit Inc							
	65417	01/20/2023	40-2552-331-00-79	Contracted Transportation	1,051.04	20231878	40-2552-331-00-79
	65417	01/20/2023	40-2552-331-00-79	Contracted Transportation	1,141.67	20231879	40-2552-331-00-79

92

Huntley Community School District 158
Disbursements

Check Date: 1/13/2023 to 1/27/2023

Vendor Name	Check #	Check Date	A.S.N.	Account# Description	Amount	P.O. #	State Account Number
					$2,192.71	Payee Vendor Total	
Northwest Community Healt							
	65418	01/20/2023	10-4210-670-00-79-600-14	Reg Ed Out of District	124.80	20231865	10-4210-670-00-79-600-14
	65418	01/20/2023	10-4210-670-00-79-600-14	Reg Ed Out of District	124.80	20231865	10-4210-670-00-79-600-14
	65418	01/20/2023	10-4210-670-00-79-600-14	Reg Ed Out of District	124.80	20231865	10-4210-670-00-79-600-14
	65418	01/20/2023	10-4210-670-00-79-600-14	Reg Ed Out of District	124.80	20231865	10-4210-670-00-79-600-14
					$499.20	Payee Vendor Total	
Northwestern Medicine Hun							
	65419	01/20/2023	10-1551-410-00-71-300-15	Swimming Sup HS-Boys	4,398.75	20231802	10-1551-410-00-71-300-15
					$4,398.75	Payee Vendor Total	
Northwestern Memorial Hea							
	65420	01/20/2023	10-1500-410-00-71-300-13	Training/Athletic Supplies HS	16,000.00	20231803	10-1500-410-00-71-300-13
					$16,000.00	Payee Vendor Total	
Norton, Gina							
	65318	01/20/2023	10-1200-310-66-71-300-13	STEP Purchased Services	78.00	0	10-1200-310-66-71-300-13
					$78.00	Payee Vendor Total	
Omni Commercial Lighting							
	65421	01/20/2023	20-2542-323-00-79	Repairs & Maint Buildings	514.02	23080177	20-2542-323-00-79
					$514.02	Payee Vendor Total	
Ouimette, Nicole							
	64583	01/27/2023	10-1811	Textbook Fees	86.00	0	10-1811
					$86.00	Payee Vendor Total	
P & M Distributors Inc							
	65422	01/20/2023	10-2560-415-00-72-220-13	Cafe Food Marlowe	154.70	20231736	10-2560-415-00-72-220-13
	65422	01/20/2023	10-2560-415-00-72-220-13	Cafe Food Marlowe	1,221.32	20231736	10-2560-415-00-72-220-13
	65422	01/20/2023	10-2560-415-00-74-210-13	Cafe Food Heineman	421.84	20231736	10-2560-415-00-74-210-13
	65422	01/20/2023	10-2560-415-00-74-210-13	Cafe Food Heineman	319.11	20231736	10-2560-415-00-74-210-13
	65422	01/20/2023	10-2560-415-00-71-300-13	Cafe Food HS	1,059.30	20231736	10-2560-415-00-71-300-13
					$3,176.27	Payee Vendor Total	
Paddock Publications Inc							
	65423	01/20/2023	20-2540-350-00-79	Newspaper bids	55.20	20231880	20-2540-350-00-79
	65423	01/20/2023	10-2321-390-00-74-500-14	Purchased Service Supt	315.10	20231889	10-2321-390-00-74-500-14
	65423	01/20/2023	10-2633-360-00-74-500-14	Communications Purch Services	41.00	20231886	10-2633-360-00-74-500-14

93

Huntley Community School District 158
Disbursements

Check Date: 1/13/2023 to 1/27/2023

Vendor Name	Check #	Check Date	A.S.N.	Account# Description	Amount	P.O. #	State Account Number
					$411.30	Payee Vendor Total	
PAHCS II Northwestern Med							
	65424	01/20/2023	10-1100-220-00-79-600-14	Regular Programs Insurance	71,610.00	20231949	10-1100-220-00-79-600-14
	65424	01/20/2023	40-2550-310-00-79	Prof & Tech Service Trans	30.00	20231858	40-2550-310-00-79
	65424	01/20/2023	40-2550-310-00-79	Prof & Tech Service Trans	380.00	20231858	40-2550-310-00-79
	65424	01/20/2023	40-2550-310-00-79	Prof & Tech Service Trans	1,100.00	20231858	40-2550-310-00-79
	65424	01/20/2023	10-2642-390-00-74-500-14	Purchased Service Human Res	9.33	23011547	10-2642-390-00-74-500-14
	65424	01/20/2023	10-2130-220-00-79-600-14	Health Services Insurance	74.67	23011547	10-2130-220-00-79-600-14
	65424	01/20/2023	10-2642-390-00-74-500-14	Purchased Service Human Res	4.67	23011547	10-2642-390-00-74-500-14
	65424	01/20/2023	10-2130-220-00-79-600-14	Health Services Insurance	37.33	23011547	10-2130-220-00-79-600-14
	65424	01/20/2023	10-2642-390-00-74-500-14	Purchased Service Human Res	72.33	23011547	10-2642-390-00-74-500-14
	65424	01/20/2023	10-2130-220-00-79-600-14	Health Services Insurance	578.67	23011547	10-2130-220-00-79-600-14
					$73,897.00	Payee Vendor Total	
Parkland Preparatory Acad							
	65425	01/20/2023	10-4220-670-00-79-600-14	Sp Ed Private Tuition	5,288.40	20231804	10-4220-670-00-79-600-14
					$5,288.40	Payee Vendor Total	
Patel, Khushbu							
	64584	01/27/2023	10-1811	Textbook Fees	112.00	0	10-1811
					$112.00	Payee Vendor Total	
Patlin Inc							
	65426	01/20/2023	40-2554-410-00-79	Fleet Supplies	469.60	20231911	40-2554-410-00-79
	65426	01/20/2023	40-2554-410-00-79	Fleet Supplies	216.86	20231743	40-2554-410-00-79
	65426	01/20/2023	40-2554-410-00-79	Fleet Supplies	208.05	20231747	40-2554-410-00-79
					$894.51	Payee Vendor Total	
Pauly`s Custom Apparel Co							
	65427	01/20/2023	10-1100-410-76-79-600-14	CURES Instruc Supplies	83.93	20231731	10-1100-410-76-79-600-14
	65427	01/20/2023	10-1100-410-76-79-600-14	CURES Instruc Supplies	79.92	20231731	10-1100-410-76-79-600-14
	65427	01/20/2023	10-1100-410-76-79-600-14	CURES Instruc Supplies	319.68	20231731	10-1100-410-76-79-600-14
	65427	01/20/2023	10-1100-410-76-79-600-14	CURES Instruc Supplies	329.67	20231731	10-1100-410-76-79-600-14
	65427	01/20/2023	10-1100-410-76-79-600-14	CURES Instruc Supplies	199.80	20231731	10-1100-410-76-79-600-14
					$1,013.00	Payee Vendor Total	
Pelc, Michael							
	64585	01/27/2023	10-1811	Textbook Fees	155.00	0	10-1811
					$155.00	Payee Vendor Total	

94

Huntley Community School District 158
Disbursements

Check Date: 1/13/2023 to 1/27/2023

Vendor Name	Check #	Check Date	A.S.N.	Account# Description	Amount	P.O. #	State Account Number
Perspectives Ltd							
	65428	01/20/2023	10-2510-220-00-79-600-14	Direction of Business Serv Ins	1,326.00	20231859	10-2510-220-00-79-600-14
					$1,326.00	**Payee Vendor Total**	
Peterson, Kristin							
	65319	01/20/2023	10-1200-310-66-71-300-13	STEP Purchased Services	126.38	0	10-1200-310-66-71-300-13
	65319	01/20/2023	10-1200-310-66-71-300-13	STEP Purchased Services	37.12	0	10-1200-310-66-71-300-13
					$163.50	**Payee Vendor Total**	
Petrova, Dr Svetlana							
	65429	01/20/2023	10-2140-310-92-79-600-14	IDEA Psychological Services	2,000.00	20231727	10-2140-310-92-79-600-14
					$2,000.00	**Payee Vendor Total**	
Petty Cash-Fiscal Service							
	65212	01/13/2023	10-1611-305	Student Food Svc - HS	400.00	0	10-1611-305
					$400.00	**Payee Vendor Total**	
Petty Cash-HHS SpEd							
	65342	01/20/2023	10-1100-410-72-79-600-14	ARP IDEA Instruc Sup	34.09	0	10-1100-410-72-79-600-14
					$34.09	**Payee Vendor Total**	
Petty Cash-LIGHT							
	65208	01/13/2023	10-1200-410-66-71-300-13	STEP Supplies	60.00	0	10-1200-410-66-71-300-13
	65343	01/20/2023	10-1200-410-66-71-300-13	STEP Supplies	118.83	0	10-1200-410-66-71-300-13
	65343	01/20/2023	10-1200-410-66-71-300-13	STEP Supplies	66.44	0	10-1200-410-66-71-300-13
	65348	01/20/2023	10-1200-410-66-71-300-13	STEP Supplies	32.90	0	10-1200-410-66-71-300-13
					$278.17	**Payee Vendor Total**	
Pomps Tire Service Inc							
	65251	01/13/2023	40-2554-410-00-79	Fleet Supplies	2,977.36	23120837	40-2554-410-00-79
	65430	01/20/2023	40-2554-410-00-79	Fleet Supplies	320.00	23120837	40-2554-410-00-79
					$3,297.36	**Payee Vendor Total**	
Poncio Jordan, Johanna							
	65320	01/20/2023	10-2210-310-71-79-600-14	ARP CP Impr Instruc Pur Svc	23.98	0	10-2210-310-71-79-600-14
	65320	01/20/2023	10-2210-310-71-79-600-14	ARP CP Impr Instruc Pur Svc	68.00	0	10-2210-310-71-79-600-14
	65320	01/20/2023	10-2210-332-82-79-605-14	Bilingual PD Travel & Conference	11.00	0	10-2210-332-82-79-605-14
	65320	01/20/2023	10-2210-332-82-79-605-14	Bilingual PD Travel & Conference	11.00	0	10-2210-332-82-79-605-14
	65320	01/20/2023	10-2210-332-82-79-605-14	Bilingual PD Travel & Conference	11.96	0	10-2210-332-82-79-605-14
	65320	01/20/2023	10-2210-332-82-79-605-14	Bilingual PD Travel & Conference	25.61	0	10-2210-332-82-79-605-14

Huntley Community School District 158
Disbursements

Check Date: 1/13/2023 to 1/27/2023

Vendor Name	Check #	Check Date	A.S.N.	Account# Description	Amount	P.O. #	State Account Number
	65320	01/20/2023	10-2210-332-82-79-605-14	Bilingual PD Travel & Conference	19.25	0	10-2210-332-82-79-605-14
	65320	01/20/2023	10-2210-332-82-79-605-14	Bilingual PD Travel & Conference	11.00	0	10-2210-332-82-79-605-14
	65320	01/20/2023	10-2210-332-82-79-605-14	Bilingual PD Travel & Conference	16.39	0	10-2210-332-82-79-605-14
					$198.19	**Payee Vendor Total**	
Porter Pipe & Supply							
	65431	01/20/2023	20-2542-410-00-79	Supplies B & G	148.46	20231763	20-2542-410-00-79
	65431	01/20/2023	20-2542-410-00-79	Supplies B & G	4.94	20231763	20-2542-410-00-79
					$153.40	**Payee Vendor Total**	
Prentke Romich Co							
	65432	01/20/2023	10-2150-410-92-79-605-14	IDEA Sp Path & Audiol Supplies	64.99	20231386	10-2150-410-92-79-605-14
					$64.99	**Payee Vendor Total**	
Prevent School Violence I							
	65252	01/13/2023	10-2213-310-00-79-600-14	Special Svcs Pur Svc	5,064.00	20231376	10-2213-310-00-79-600-14
					$5,064.00	**Payee Vendor Total**	
PrioHealth							
	65253	01/13/2023	10-1200-310-92-79-600-14	IDEA General Purchased Service	149.00	20231270	10-1200-310-92-79-600-14
	65253	01/13/2023	10-1200-310-92-79-600-14	IDEA General Purchased Service	1,341.00	20230922	10-1200-310-92-79-600-14
					$1,490.00	**Payee Vendor Total**	
Quadient Leasing USA							
	65433	01/20/2023	10-2630-341-00-74-500-14	Postage Central Office	1,968.00	20231890	10-2630-341-00-74-500-14
					$1,968.00	**Payee Vendor Total**	
Quality Saw & Seal Inc							
	65434	01/20/2023	20-2543-530-00-79	Improvements not Buildings	10,594.92	20231755	20-2543-530-00-79
					$10,594.92	**Payee Vendor Total**	
Quartix Inc							
	65435	01/20/2023	20-2542-390-00-79	Other Purchased Service	179.82	20231891	20-2542-390-00-79
					$179.82	**Payee Vendor Total**	
Quest Food Management							
	65436	01/20/2023	10-2560-310-00-71-300-13	Cafe Prof & Tech HS	1,300.19	20231737	10-2560-310-00-71-300-13
	65436	01/20/2023	10-2560-310-00-71-300-13	Cafe Prof & Tech HS	3,421.55	20231737	10-2560-310-00-71-300-13
	65436	01/20/2023	10-2560-315-00-74-500-14	Coffee Bar Mgmt Fees-Quest	3,000.00	20231737	10-2560-315-00-74-500-14
					$7,721.74	**Payee Vendor Total**	
Radi-Link Inc							

Huntley Community School District 158
Disbursements

Check Date: 1/13/2023 to 1/27/2023

Vendor Name	Check #	Check Date	A.S.N.	Account# Description	Amount	P.O. #	State Account Number
	65437	01/20/2023	40-2550-310-00-79	Prof & Tech Service Trans	2,660.00	20231684	40-2550-310-00-79
					$2,660.00	**Payee Vendor Total**	
Ratkowski, Kari							
	65321	01/20/2023	10-2210-332-82-79-605-14	Bilingual PD Travel & Conference	48.75	0	10-2210-332-82-79-605-14
					$48.75	**Payee Vendor Total**	
Redden, Scott							
	65322	01/20/2023	20-2540-332-00-79	Travel	74.25	0	20-2540-332-00-79
	65322	01/20/2023	20-2540-332-00-79	Travel	27.12	0	20-2540-332-00-79
					$101.37	**Payee Vendor Total**	
Reed, Richard							
	65323	01/20/2023	10-2561-332-00-79-605-14	Dir Food Service Travel	73.75	0	10-2561-332-00-79-605-14
	65323	01/20/2023	10-2561-410-00-79-605-14	Dir Food Service Supplies	5.99	0	10-2561-410-00-79-605-14
	65323	01/20/2023	10-2561-410-00-79-605-14	Dir Food Service Supplies	65.50	0	10-2561-410-00-79-605-14
					$145.24	**Payee Vendor Total**	
Remkes Garage LLC							
	992300144	01/20/2023	40-2550-323-00-79	Repairs and Maintenance	1,043.65	20231860	40-2550-323-00-79
					$1,043.65	**Payee Vendor Total**	
Ricker, Krysta							
	65324	01/20/2023	10-1110-332-00-71-100-13	Teacher Travel Leggee	30.62	0	10-1110-332-00-71-100-13
					$30.62	**Payee Vendor Total**	
Rockford Public Schools							
	65438	01/20/2023	10-4210-670-00-79-600-14	Reg Ed Out of District	76.93	20231921	10-4210-670-00-79-600-14
					$76.93	**Payee Vendor Total**	
Rodriguez, Tammy							
	64586	01/27/2023	10-1811	Textbook Fees	100.00	0	10-1811
					$100.00	**Payee Vendor Total**	
Rogowski, Scott							
	57303	01/20/2023	10-1500-319-00-71-300-13	Sports Officials HS	(68.00)	0	10-1500-319-00-71-300-13
	65351	01/20/2023	10-1500-319-00-71-300-13	Sports Officials HS	68.00	0	10-1500-319-00-71-300-13
					$0.00	**Payee Vendor Total**	
Rolling Meadows HS							
	65209	01/13/2023	10-1543-640-00-71-305-13	Activities Fees	150.00	0	10-1543-640-00-71-305-13
	65209	01/13/2023	10-1543-640-00-71-305-13	Activities Fees	150.00	0	10-1543-640-00-71-305-13

97

Huntley Community School District 158
Disbursements

Check Date: 1/13/2023 to 1/27/2023

Vendor Name	Check #	Check Date	A.S.N.	Account# Description	Amount	P.O. #	State Account Number
					$300.00	**Payee Vendor Total**	
Rollins, Jeffery							
	65325	01/20/2023	10-2520-332-00-74-500-14	Travel Fiscal	195.00	0	10-2520-332-00-74-500-14
					$195.00	**Payee Vendor Total**	
Route 47 Taxi Transportat							
	65439	01/20/2023	40-2552-331-00-79	Contracted Transportation	5,600.00	20231861	40-2552-331-00-79
					$5,600.00	**Payee Vendor Total**	
Rush Truck Center Huntley							
	65254	01/13/2023	40-2554-410-00-79	Fleet Supplies	1,794.56	23010747	40-2554-410-00-79
	65254	01/13/2023	40-2554-410-00-79	Fleet Supplies	640.06	23010747	40-2554-410-00-79
	65254	01/13/2023	40-2554-410-00-79	Fleet Supplies	324.17	23010747	40-2554-410-00-79
	65254	01/13/2023	40-2554-410-00-79	Fleet Supplies	191.85	23010747	40-2554-410-00-79
	65254	01/13/2023	40-2554-410-00-79	Fleet Supplies	168.63	23120747	40-2554-410-00-79
	65254	01/13/2023	40-2554-410-00-79	Fleet Supplies	68.53	23110747	40-2554-410-00-79
	65254	01/13/2023	40-2554-410-00-79	Fleet Supplies	(266.00)	23110747	40-2554-410-00-79
	65254	01/13/2023	40-2554-410-00-79	Fleet Supplies	(266.00)	23110747	40-2554-410-00-79
	65440	01/20/2023	40-2554-410-00-79	Fleet Supplies	1,202.40	20231744	40-2554-410-00-79
	65440	01/20/2023	40-2554-410-00-79	Fleet Supplies	1,457.82	20231745	40-2554-410-00-79
	65254	01/13/2023	40-2554-410-00-79	Fleet Supplies	45.40	23110747	40-2554-410-00-79
					$5,361.42	**Payee Vendor Total**	
Sabie, Haley							
	65326	01/20/2023	10-2310-230-00-74-500-14	Tuition Reimbursement	390.00	0	10-2310-230-00-74-500-14
					$390.00	**Payee Vendor Total**	
Safety Kleen Systems Inc							
	65255	01/13/2023	40-2550-310-00-79	Prof & Tech Service Trans	254.29	23091067	40-2550-310-00-79
					$254.29	**Payee Vendor Total**	
School Health Corporation							
	65256	01/13/2023	10-2130-410-00-79-600-14	Supplies Health	65.39	20230003	10-2130-410-00-79-600-14
	65256	01/13/2023	10-2130-410-00-79-600-14	Supplies Health	71.83	20230003	10-2130-410-00-79-600-14
	65256	01/13/2023	10-2130-410-00-79-600-14	Supplies Health	130.26	20230003	10-2130-410-00-79-600-14
	65256	01/13/2023	10-2130-410-00-79-600-14	Supplies Health	81.57	20230010	10-2130-410-00-79-600-14
	65441	01/20/2023	10-2130-410-00-79-600-14	Supplies Health	56.87	20230004	10-2130-410-00-79-600-14
	65441	01/20/2023	10-2130-410-00-79-600-14	Supplies Health	143.74	20230005	10-2130-410-00-79-600-14
	65441	01/20/2023	10-2130-410-00-79-600-14	Supplies Health	115.41	20230007	10-2130-410-00-79-600-14

98

Huntley Community School District 158
Disbursements

Check Date: 1/13/2023 to 1/27/2023

Vendor Name	Check #	Check Date	A.S.N.	Account# Description	Amount	P.O. #	State Account Number	
	65441	01/20/2023	10-2546-490-00-79-600-14	Security Officer Supplies	4,045.24	20231043	10-2546-490-00-79-600-14	
	65441	01/20/2023	10-2130-410-00-79-600-14	Supplies Health	92.41	20230007	10-2130-410-00-79-600-14	
	65441	01/20/2023	10-1100-410-72-79-600-14	ARP IDEA Instruc Sup	423.50	20231177	10-1100-410-72-79-600-14	
	65441	01/20/2023	10-2130-410-00-79-600-14	Supplies Health	59.77	20230003	10-2130-410-00-79-600-14	
	65441	01/20/2023	10-2130-410-00-79-600-14	Supplies Health	143.74	20230005	10-2130-410-00-79-600-14	
	65441	01/20/2023	10-2130-410-00-79-600-14	Supplies Health	41.25	20230005	10-2130-410-00-79-600-14	
	65441	01/20/2023	10-2130-410-00-79-600-14	Supplies Health	808.27	20231456	10-2130-410-00-79-600-14	
	65441	01/20/2023	10-2130-410-00-79-600-14	Supplies Health	75.05	20220067	10-2130-410-00-79-600-14	
	65441	01/20/2023	10-2130-710-00-79-600-14	Non-Cap Health	3,849.89	20230749	10-2130-710-00-79-600-14	
	65441	01/20/2023	10-2130-321-00-79-600-14	Health Sharps Disposal	208.26	20230924	10-2130-321-00-79-600-14	
	65256	01/13/2023	10-2130-410-00-79-600-14	Supplies Health	59.97	20230003	10-2130-410-00-79-600-14	
					$10,472.42	**Payee Vendor Total**		
Schoolbells Ltd								
	65344	01/20/2023	40-2552-331-00-79	Contracted Transportation	38,254.00	20231979	40-2552-331-00-79	99
					$38,254.00	**Payee Vendor Total**		
Schwerzler, Therese								
	65327	01/20/2023	10-2410-332-00-71-300-13	Prin Travel HS	15.88	0	10-2410-332-00-71-300-13	
					$15.88	**Payee Vendor Total**		
Seal of Illinois								
	65442	01/20/2023	10-4220-670-00-79-600-14	Sp Ed Private Tuition	14,488.59	20231805	10-4220-670-00-79-600-14	
					$14,488.59	**Payee Vendor Total**		
Secretary of State10								
	65258	01/13/2023	40-2550-310-00-79	Prof & Tech Service Trans	4.00	23010937	40-2550-310-00-79	
					$4.00	**Payee Vendor Total**		
Secretary of State1								
	65257	01/13/2023	40-2550-310-00-79	Prof & Tech Service Trans	4.00	23010847	40-2550-310-00-79	
					$4.00	**Payee Vendor Total**		
Secretary of State2								
	65259	01/13/2023	40-2550-310-00-79	Prof & Tech Service Trans	4.00	23010857	40-2550-310-00-79	
					$4.00	**Payee Vendor Total**		
Secretary of State3								
	65260	01/13/2023	40-2550-310-00-79	Prof & Tech Service Trans	4.00	23010867	40-2550-310-00-79	
					$4.00	**Payee Vendor Total**		

Huntley Community School District 158
Disbursements

Check Date: 1/13/2023 to 1/27/2023

Vendor Name	Check #	Check Date	A.S.N.	Account# Description	Amount	P.O. #	State Account Number
Secretary of State4							
	65261	01/13/2023	40-2550-310-00-79	Prof & Tech Service Trans	4.00	23010877	40-2550-310-00-79
					$4.00	**Payee Vendor Total**	
Secretary of State5							
	65262	01/13/2023	40-2550-310-00-79	Prof & Tech Service Trans	4.00	23010887	40-2550-310-00-79
					$4.00	**Payee Vendor Total**	
Secretary of State6							
	65263	01/13/2023	40-2550-310-00-79	Prof & Tech Service Trans	4.00	23010897	40-2550-310-00-79
					$4.00	**Payee Vendor Total**	
Secretary of State7							
	65264	01/13/2023	40-2550-310-00-79	Prof & Tech Service Trans	4.00	23010907	40-2550-310-00-79
					$4.00	**Payee Vendor Total**	
Secretary of State8							
	65265	01/13/2023	40-2550-310-00-79	Prof & Tech Service Trans	4.00	23010917	40-2550-310-00-79
					$4.00	**Payee Vendor Total**	
Secretary of State9							
	65266	01/13/2023	40-2550-310-00-79	Prof & Tech Service Trans	4.00	23010927	40-2550-310-00-79
					$4.00	**Payee Vendor Total**	
SEDOM of McHenry County							
	65443	01/20/2023	10-4210-670-00-79-600-14	Reg Ed Out of District	720.00	20231732	10-4210-670-00-79-600-14
	65443	01/20/2023	10-4210-670-00-79-600-14	Reg Ed Out of District	720.00	20231732	10-4210-670-00-79-600-14
	65443	01/20/2023	10-4210-670-00-79-600-14	Reg Ed Out of District	720.00	20231732	10-4210-670-00-79-600-14
	65443	01/20/2023	10-4210-670-00-79-600-14	Reg Ed Out of District	720.00	20231732	10-4210-670-00-79-600-14
					$2,880.00	**Payee Vendor Total**	
Sherwin Williams Co							
	65444	01/20/2023	20-2542-410-00-79	Supplies B & G	149.14	20231806	20-2542-410-00-79
	65444	01/20/2023	20-2542-410-00-79	Supplies B & G	30.58	20231881	20-2542-410-00-79
	65444	01/20/2023	20-2542-410-00-79	Supplies B & G	54.52	20231898	20-2542-410-00-79
					$234.24	**Payee Vendor Total**	
Spoeth, Holly							
	65328	01/20/2023	10-1200-310-66-71-300-13	STEP Purchased Services	65.19	0	10-1200-310-66-71-300-13
					$65.19	**Payee Vendor Total**	
Spotter Staffing LLC							

100

Huntley Community School District 158
Disbursements

Check Date: 1/13/2023 to 1/27/2023

Vendor Name	Check #	Check Date	A.S.N.	Account# Description	Amount	P.O. #	State Account Number
	65445	01/20/2023	10-1101-310-00-79-605-14	Substitute Teacher-Contracted	2,812.50	20231807	10-1101-310-00-79-605-14
	65445	01/20/2023	10-1101-310-00-79-605-14	Substitute Teacher-Contracted	3,988.61	20231807	10-1101-310-00-79-605-14
	65445	01/20/2023	10-1101-310-00-79-605-14	Substitute Teacher-Contracted	1,687.50	23010647	10-1101-310-00-79-605-14
	65445	01/20/2023	10-1101-310-00-79-605-14	Substitute Teacher-Contracted	3,988.61	23010647	10-1101-310-00-79-605-14
					$12,477.22	**Payee Vendor Total**	
Steiner, Dawn N							
	65329	01/20/2023	10-2310-230-00-74-500-14	Tuition Reimbursement	390.00	0	10-2310-230-00-74-500-14
					$390.00	**Payee Vendor Total**	
Sterling High School							
	64864	01/20/2023	10-1543-640-00-71-305-13	Activities Fees	(80.00)	0	10-1543-640-00-71-305-13
	64864	01/20/2023	10-1543-640-00-71-305-13	Activities Fees	(15.00)	0	10-1543-640-00-71-305-13
	65352	01/20/2023	10-1543-640-00-71-305-13	Activities Fees	80.00	0	10-1543-640-00-71-305-13
	65352	01/20/2023	10-1543-640-00-71-305-13	Activities Fees	15.00	0	10-1543-640-00-71-305-13
					$0.00	**Payee Vendor Total**	
Streamwood Behavioral Hea							
	65446	01/20/2023	10-4210-670-00-79-600-14	Reg Ed Out of District	105.00	20231687	10-4210-670-00-79-600-14
					$105.00	**Payee Vendor Total**	
Sunbelt Staffing LLC							
	65267	01/13/2023	10-1101-310-00-79-605-14	Substitute Teacher-Contracted	3,398.44	20231442	10-1101-310-00-79-605-14
	65267	01/13/2023	10-1101-310-00-79-605-14	Substitute Teacher-Contracted	3,398.44	23120537	10-1101-310-00-79-605-14
	65267	01/13/2023	10-1101-310-00-79-605-14	Substitute Teacher-Contracted	1,828.13	23120537	10-1101-310-00-79-605-14
	65447	01/20/2023	10-1101-310-00-79-605-14	Substitute Teacher-Contracted	3,398.44	23010537	10-1101-310-00-79-605-14
					$12,023.45	**Payee Vendor Total**	
Sunrise Southwest LLC							
	65448	01/20/2023	40-2552-331-00-79	Contracted Transportation	3,053.92	20231733	40-2552-331-00-79
	65448	01/20/2023	40-2552-331-00-79	Contracted Transportation	3,053.92	20231892	40-2552-331-00-79
					$6,107.84	**Payee Vendor Total**	
Sykora, Jennifer							
	65280	01/17/2023	10475	AP Payroll Net Checks	2,178.93	0	10-475
					$2,178.93	**Payee Vendor Total**	
Symmetry Energy Solutions							
	64587	01/27/2023	20-2540-465-00-79	Natural Gas	57,555.04	0	20-2540-465-00-79
					$57,555.04	**Payee Vendor Total**	

101

Huntley Community School District 158
Disbursements

Check Date: 1/13/2023 to 1/27/2023

Vendor Name	Check #	Check Date	A.S.N.	Account# Description	Amount	P.O. #	State Account Number	
Talerico Martin Corp								
	65449	01/20/2023	10-2560-415-00-71-300-13	Cafe Food HS	454.12	23010378	10-2560-415-00-71-300-13	
	65449	01/20/2023	10-2560-415-00-71-300-13	Cafe Food HS	454.12	23010378	10-2560-415-00-71-300-13	
	65449	01/20/2023	10-2560-415-00-71-300-13	Cafe Food HS	469.52	23010378	10-2560-415-00-71-300-13	
	65449	01/20/2023	10-2560-415-00-71-300-13	Cafe Food HS	469.52	23010378	10-2560-415-00-71-300-13	
	65449	01/20/2023	10-2560-415-00-71-300-13	Cafe Food HS	454.12	23010378	10-2560-415-00-71-300-13	
	65449	01/20/2023	10-2560-415-00-71-300-13	Cafe Food HS	454.12	23010378	10-2560-415-00-71-300-13	
	65449	01/20/2023	10-2560-415-00-71-300-13	Cafe Food HS	454.12	23010378	10-2560-415-00-71-300-13	
	65449	01/20/2023	10-2560-415-00-71-300-13	Cafe Food HS	454.12	23010378	10-2560-415-00-71-300-13	
	65449	01/20/2023	10-2560-415-00-71-300-13	Cafe Food HS	454.12	23010378	10-2560-415-00-71-300-13	
	65449	01/20/2023	10-2560-415-00-71-300-13	Cafe Food HS	454.12	23010378	10-2560-415-00-71-300-13	
	65449	01/20/2023	10-2560-415-00-71-300-13	Cafe Food HS	425.60	23010378	10-2560-415-00-71-300-13	
	65449	01/20/2023	10-2560-415-00-71-300-13	Cafe Food HS	425.40	23010378	10-2560-415-00-71-300-13	102
	65449	01/20/2023	10-2560-415-00-71-300-13	Cafe Food HS	421.60	23010378	10-2560-415-00-71-300-13	
	65449	01/20/2023	10-2560-415-00-71-300-13	Cafe Food HS	421.60	23010378	10-2560-415-00-71-300-13	
	65449	01/20/2023	10-2560-415-00-71-300-13	Cafe Food HS	421.60	23010378	10-2560-415-00-71-300-13	
	65449	01/20/2023	10-2560-415-00-71-300-13	Cafe Food HS	406.20	23010378	10-2560-415-00-71-300-13	
	65449	01/20/2023	10-2560-415-00-72-220-13	Cafe Food Marlowe	406.62	23100387	10-2560-415-00-72-220-13	
	65449	01/20/2023	10-2560-415-00-74-210-13	Cafe Food Heineman	406.62	23100377	10-2560-415-00-74-210-13	
	65449	01/20/2023	10-2560-415-00-74-210-13	Cafe Food Heineman	406.62	23100377	10-2560-415-00-74-210-13	
	65449	01/20/2023	10-2560-415-00-74-210-13	Cafe Food Heineman	406.62	23100377	10-2560-415-00-74-210-13	
	65449	01/20/2023	10-2560-415-00-72-220-13	Cafe Food Marlowe	406.62	23110387	10-2560-415-00-72-220-13	
	65449	01/20/2023	10-2560-415-00-72-220-13	Cafe Food Marlowe	406.62	23110387	10-2560-415-00-72-220-13	
	65449	01/20/2023	10-2560-415-00-74-210-13	Cafe Food Heineman	406.62	23110377	10-2560-415-00-74-210-13	
	65449	01/20/2023	10-2560-415-00-72-220-13	Cafe Food Marlowe	387.72	23120387	10-2560-415-00-72-220-13	
	65449	01/20/2023	10-2560-415-00-74-210-13	Cafe Food Heineman	304.52	23120377	10-2560-415-00-74-210-13	
	65449	01/20/2023	10-2560-415-00-74-210-13	Cafe Food Heineman	124.45	23120377	10-2560-415-00-74-210-13	
	65449	01/20/2023	10-2560-415-00-74-210-13	Cafe Food Heineman	253.25	23120377	10-2560-415-00-74-210-13	
	65449	01/20/2023	10-2560-415-00-74-210-13	Cafe Food Heineman	304.52	23120377	10-2560-415-00-74-210-13	
	65449	01/20/2023	10-2560-415-00-74-210-13	Cafe Food Heineman	90.51	23120377	10-2560-415-00-74-210-13	
	65449	01/20/2023	10-2560-415-00-72-220-13	Cafe Food Marlowe	90.51	23010387	10-2560-415-00-72-220-13	
	65449	01/20/2023	10-2560-415-00-72-220-13	Cafe Food Marlowe	84.90	23010387	10-2560-415-00-72-220-13	
	65449	01/20/2023	10-2560-415-00-72-220-13	Cafe Food Marlowe	84.15	23010387	10-2560-415-00-72-220-13	
	65449	01/20/2023	10-2560-415-00-72-220-13	Cafe Food Marlowe	79.35	23010387	10-2560-415-00-72-220-13	

Huntley Community School District 158
Disbursements

Check Date: 1/13/2023 to 1/27/2023

Vendor Name	Check #	Check Date	A.S.N.	Account# Description	Amount	P.O. #	State Account Number
	65449	01/20/2023	10-2560-415-00-72-220-13	Cafe Food Marlowe	74.46	23010387	10-2560-415-00-72-220-13
	65449	01/20/2023	10-2560-415-00-74-210-13	Cafe Food Heineman	48.00	23110377	10-2560-415-00-74-210-13
	65449	01/20/2023	10-2560-415-00-74-210-13	Cafe Food Heineman	84.90	23110377	10-2560-415-00-74-210-13
	65449	01/20/2023	10-2560-415-00-72-220-13	Cafe Food Marlowe	95.31	23010387	10-2560-415-00-72-220-13
	65449	01/20/2023	10-2560-415-00-72-220-13	Cafe Food Marlowe	95.31	23010387	10-2560-415-00-72-220-13
	65449	01/20/2023	10-2560-415-00-72-220-13	Cafe Food Marlowe	61.89	23010387	10-2560-415-00-72-220-13
	65449	01/20/2023	10-2560-415-00-72-220-13	Cafe Food Marlowe	84.15	23010387	10-2560-415-00-72-220-13
	65449	01/20/2023	10-2560-415-00-72-220-13	Cafe Food Marlowe	84.90	23010387	10-2560-415-00-72-220-13
	65449	01/20/2023	10-2560-415-00-72-220-13	Cafe Food Marlowe	84.90	23010387	10-2560-415-00-72-220-13
	65449	01/20/2023	10-2560-415-00-72-220-13	Cafe Food Marlowe	79.35	23010387	10-2560-415-00-72-220-13
	65449	01/20/2023	10-2560-415-00-72-220-13	Cafe Food Marlowe	79.35	23010387	10-2560-415-00-72-220-13
	65449	01/20/2023	10-2560-415-00-74-210-13	Cafe Food Heineman	402.02	23010377	10-2560-415-00-74-210-13
	65449	01/20/2023	10-2560-415-00-74-210-13	Cafe Food Heineman	90.51	23010377	10-2560-415-00-74-210-13
	65449	01/20/2023	10-1100-211-00-79-600-14	TRS	406.62	23100387	10-1100-211-00-79-600-14
	65449	01/20/2023	10-2560-415-00-74-210-13	Cafe Food Heineman	428.92	23110377	10-2560-415-00-74-210-13
	65449	01/20/2023	10-1100-211-00-79-600-14	TRS	44.64	23010387	10-1100-211-00-79-600-14
	65449	01/20/2023	10-2560-415-00-72-220-13	Cafe Food Marlowe	95.31	23100387	10-2560-415-00-72-220-13
					$14,538.88	**Payee Vendor Total**	
Themes & Variations Inc							
	65268	01/13/2023	10-2212-310-00-79-505-25	Curr Gen Pur Svc PK-5	874.75	20230638	10-2212-310-00-79-505-25
					$874.75	**Payee Vendor Total**	
Therapy Staff Aequor Heal							
	65451	01/20/2023	10-1101-310-00-79-605-14	Substitute Teacher-Contracted	3,857.50	23120547	10-1101-310-00-79-605-14
	65451	01/20/2023	10-1101-310-00-79-605-14	Substitute Teacher-Contracted	8,077.50	23120547	10-1101-310-00-79-605-14
					$11,935.00	**Payee Vendor Total**	
Thompson Elevator Inspect							
	65452	01/20/2023	20-2540-390-00-79	SEDOM Operations & Maintenance	400.00	20231764	20-2540-390-00-79
					$400.00	**Payee Vendor Total**	
T-Mobile							
	65269	01/13/2023	20-2540-340-00-79	Telephone - Districtwide	2,550.00	23010357	20-2540-340-00-79
					$2,550.00	**Payee Vendor Total**	
Trane							
	992300145	01/20/2023	20-2542-390-00-79	Other Purchased Service	2,772.75	20231893	20-2542-390-00-79
					$2,772.75	**Payee Vendor Total**	

103

Huntley Community School District 158
Disbursements

Check Date: 1/13/2023 to 1/27/2023

Vendor Name	Check #	Check Date	A.S.N.	Account# Description	Amount	P.O. #	State Account Number
Tri-Dim Filter Corp							
	65065	01/17/2023	20-2542-410-00-79	Supplies B & G	(1,458.40)	20230963	20-2542-410-00-79
	65065	01/17/2023	20-2542-410-00-79	Supplies B & G	(1,579.05)	20230963	20-2542-410-00-79
	65065	01/17/2023	20-2542-410-00-79	Supplies B & G	(1,053.52)	20230963	20-2542-410-00-79
	65065	01/17/2023	20-2542-410-00-79	Supplies B & G	(75.40)	20230963	20-2542-410-00-79
	65065	01/17/2023	20-2542-410-00-79	Supplies B & G	(2,051.72)	20230963	20-2542-410-00-79
	65065	01/17/2023	20-2542-410-00-79	Supplies B & G	(1,610.85)	20230963	20-2542-410-00-79
	65065	01/17/2023	20-2542-410-00-79	Supplies B & G	(92.14)	20230963	20-2542-410-00-79
	65065	01/17/2023	20-2542-410-00-79	Supplies B & G	(686.84)	20230963	20-2542-410-00-79
	65065	01/17/2023	20-2542-410-00-79	Supplies B & G	(90.40)	20230963	20-2542-410-00-79
	65065	01/17/2023	20-2542-410-00-79	Supplies B & G	(2,458.36)	20230963	20-2542-410-00-79
	65065	01/17/2023	20-2542-410-00-79	Supplies B & G	(290.66)	20230963	20-2542-410-00-79
	65065	01/17/2023	20-2542-410-00-79	Supplies B & G	(1,496.53)	20230963	20-2542-410-00-79
	65124	01/17/2023	20-2542-410-00-79	Supplies B & G	(997.12)	20230963	20-2542-410-00-79
	65124	01/17/2023	20-2542-410-00-79	Supplies B & G	(215.66)	20230963	20-2542-410-00-79
	65279	01/17/2023	20-2542-410-00-79	Supplies B & G	997.12	20230963	20-2542-410-00-79
	65279	01/17/2023	20-2542-410-00-79	Supplies B & G	215.66	20230963	20-2542-410-00-79
	65279	01/17/2023	20-2542-410-00-79	Supplies B & G	1,458.40	20230963	20-2542-410-00-79
	65279	01/17/2023	20-2542-410-00-79	Supplies B & G	1,579.05	20230963	20-2542-410-00-79
	65279	01/17/2023	20-2542-410-00-79	Supplies B & G	1,053.52	20230963	20-2542-410-00-79
	65279	01/17/2023	20-2542-410-00-79	Supplies B & G	75.40	20230963	20-2542-410-00-79
	65279	01/17/2023	20-2542-410-00-79	Supplies B & G	2,051.72	20230963	20-2542-410-00-79
	65279	01/17/2023	20-2542-410-00-79	Supplies B & G	1,610.85	20230963	20-2542-410-00-79
	65279	01/17/2023	20-2542-410-00-79	Supplies B & G	92.14	20230963	20-2542-410-00-79
	65279	01/17/2023	20-2542-410-00-79	Supplies B & G	686.84	20230963	20-2542-410-00-79
	65279	01/17/2023	20-2542-410-00-79	Supplies B & G	90.40	20230963	20-2542-410-00-79
	65279	01/17/2023	20-2542-410-00-79	Supplies B & G	2,458.36	20230963	20-2542-410-00-79
	65279	01/17/2023	20-2542-410-00-79	Supplies B & G	290.66	20230963	20-2542-410-00-79
	65279	01/17/2023	20-2542-410-00-79	Supplies B & G	1,496.53	20230963	20-2542-410-00-79
					$0.00	**Payee Vendor Total**	
Truax, Brian							
	65330	01/20/2023	10-2520-332-00-74-500-14	Travel Fiscal	56.25	0	10-2520-332-00-74-500-14
					$56.25	**Payee Vendor Total**	
Ulrich, Samantha							
	65331	01/20/2023	10-2310-230-00-74-500-14	Tuition Reimbursement	390.00	0	10-2310-230-00-74-500-14

104

Huntley Community School District 158
Disbursements

Check Date: 1/13/2023 to 1/27/2023

Vendor Name	Check #	Check Date	A.S.N.	Account# Description	Amount	P.O. #	State Account Number
	65331	01/20/2023	10-2310-230-00-74-500-14	Tuition Reimbursement	390.00	0	10-2310-230-00-74-500-14
	65331	01/20/2023	10-2310-230-00-74-500-14	Tuition Reimbursement	390.00	0	10-2310-230-00-74-500-14
					$1,170.00	**Payee Vendor Total**	
UMB Bank NA							
	65453	01/20/2023	30-5900-690	Bond Service Charge	318.00	20231866	30-5900-690
	65453	01/20/2023	30-5900-690	Bond Service Charge	318.00	20231866	30-5900-690
					$636.00	**Payee Vendor Total**	
United Way of McHenry Co							
	65270	01/13/2023	10461	United Way Payable	11.43	0	10-498
	65270	01/13/2023	10461	United Way Payable	11.43	0	10-498
					$22.86	**Payee Vendor Total**	
Unity School Bus Parts, I							
	65454	01/20/2023	40-2554-410-00-79	Fleet Supplies	148.15	20231746	40-2554-410-00-79
					$148.15	**Payee Vendor Total**	
UPS Store #2361, The							
	65455	01/20/2023	10-1130-490-02-71-300-13	High School Fine Arts/PAC Supplies	135.98	20231856	10-1130-490-02-71-300-13
					$135.98	**Payee Vendor Total**	
Vendegna, Randall J							
	65210	01/13/2023	10-1500-319-00-71-300-13	Sports Officials HS	118.00	0	10-1500-319-00-71-300-13
					$118.00	**Payee Vendor Total**	
Vendegna, Ryan							
	65349	01/20/2023	10-1500-319-00-71-300-13	Sports Officials HS	118.00	0	10-1500-319-00-71-300-13
					$118.00	**Payee Vendor Total**	
Verizon Wireless							
	65456	01/20/2023	20-2540-340-00-79	Telephone - Districtwide	126.44	23011607	20-2540-340-00-79
					$126.44	**Payee Vendor Total**	
VILLAGE OF ALGONQUIN							
	64588	01/27/2023	20-2540-370-00-79	Water/Sewer	806.18	0	20-2540-370-00-79
	64588	01/27/2023	20-2540-370-00-79	Water/Sewer	1,043.34	0	20-2540-370-00-79
	64588	01/27/2023	20-2540-370-00-79	Water/Sewer	281.04	0	20-2540-370-00-79
	65271	01/13/2023	20-2546-310-00-71-305	Resource Officer	10,289.21	23120137	20-2546-310-00-71-305
	65271	01/13/2023	20-2546-310-00-71-305	Resource Officer	10,289.21	23010137	20-2546-310-00-71-305
	64588	01/27/2023	20-2540-370-00-79	Water/Sewer	924.76	0	20-2540-370-00-79

105

Huntley Community School District 158
Disbursements

Check Date: 1/13/2023 to 1/27/2023

Vendor Name	Check #	Check Date	A.S.N.	Account# Description	Amount	P.O. #	State Account Number
	64588	01/27/2023	20-2540-370-00-79	Water/Sewer	10.00	0	20-2540-370-00-79
					$23,643.74	**Payee Vendor Total**	
Village of Huntley							
	65272	01/13/2023	20-2546-310-00-71-305	Resource Officer	6,235.29	23011517	20-2546-310-00-71-305
	65457	01/20/2023	20-2546-310-00-71-305	Resource Officer	325.00	20231902	20-2546-310-00-71-305
	65457	01/20/2023	20-2546-310-00-71-305	Resource Officer	97.50	20231902	20-2546-310-00-71-305
					$6,657.79	**Payee Vendor Total**	
Village of Lake in the Hi							
	65273	01/13/2023	20-2546-310-00-71-305	Resource Officer	6,527.00	23010687	20-2546-310-00-71-305
					$6,527.00	**Payee Vendor Total**	
Villanueva, Olga							
	64589	01/27/2023	10-1811	Textbook Fees	190.00	0	10-1811
					$190.00	**Payee Vendor Total**	
Virtual Connections Acade							
	65458	01/20/2023	10-4220-670-00-79-600-14	Sp Ed Private Tuition	5,275.80	23121757	10-4220-670-00-79-600-14
	65458	01/20/2023	10-4220-670-00-79-600-14	Sp Ed Private Tuition	5,275.80	23121757	10-4220-670-00-79-600-14
					$10,551.60	**Payee Vendor Total**	
Visions LLC							
	65459	01/20/2023	10-1101-310-00-79-605-14	Substitute Teacher-Contracted	842.44	20231808	10-1101-310-00-79-605-14
					$842.44	**Payee Vendor Total**	
VSP of Illinois NFP							
	65274	01/13/2023	10-2310-220-00-79-600-14	Support Serv-Gen Adm Insurance	47.52	23120457	10-2310-220-00-79-600-14
	65460	01/20/2023	10-2310-220-00-79-600-14	Support Serv-Gen Adm Insurance	7,423.10	23010457	10-2310-220-00-79-600-14
					$7,470.62	**Payee Vendor Total**	
Walovitch, Howard							
	65211	01/13/2023	10-1500-319-00-71-300-13	Sports Officials HS	62.00	0	10-1500-319-00-71-300-13
	65211	01/13/2023	10-1500-319-00-71-300-13	Sports Officials HS	62.00	0	10-1500-319-00-71-300-13
					$124.00	**Payee Vendor Total**	
Warehouse Direct Cardunal							
	65461	01/20/2023	10-2130-410-00-79-600-14	Supplies Health	24.94	20230011	10-2130-410-00-79-600-14
	65461	01/20/2023	10-2130-410-00-79-600-14	Supplies Health	26.29	20230011	10-2130-410-00-79-600-14
	65461	01/20/2023	10-2130-410-00-79-600-14	Supplies Health	54.64	20230011	10-2130-410-00-79-600-14
	65461	01/20/2023	10-2130-410-00-79-600-14	Supplies Health	30.48	20230011	10-2130-410-00-79-600-14

Huntley Community School District 158
Disbursements

Check Date: 1/13/2023 to 1/27/2023

Vendor Name	Check #	Check Date	A.S.N.	Account# Description	Amount	P.O. #	State Account Number
	65461	01/20/2023	10-2130-410-00-79-600-14	Supplies Health	30.48	20230011	10-2130-410-00-79-600-14
	65461	01/20/2023	10-2130-410-00-79-600-14	Supplies Health	189.78	20230011	10-2130-410-00-79-600-14
	65461	01/20/2023	10-2130-410-00-79-600-14	Supplies Health	99.76	20230011	10-2130-410-00-79-600-14
	65461	01/20/2023	10-2130-410-00-79-600-14	Supplies Health	65.87	20230011	10-2130-410-00-79-600-14
	65461	01/20/2023	10-2130-410-00-79-600-14	Supplies Health	90.81	20230011	10-2130-410-00-79-600-14
	65461	01/20/2023	10-2130-410-00-79-600-14	Supplies Health	24.94	20230011	10-2130-410-00-79-600-14
	65461	01/20/2023	10-2130-410-00-79-600-14	Supplies Health	15.99	20230011	10-2130-410-00-79-600-14
	65461	01/20/2023	10-2130-410-00-79-600-14	Supplies Health	15.99	20230011	10-2130-410-00-79-600-14
	65461	01/20/2023	10-2130-410-00-79-600-14	Supplies Health	108.03	20230011	10-2130-410-00-79-600-14
	65461	01/20/2023	10-2130-410-00-79-600-14	Supplies Health	15.99	20230011	10-2130-410-00-79-600-14
	65461	01/20/2023	40-2550-410-00-79	Office Supplies	177.98	20230997	40-2550-410-00-79
	65461	01/20/2023	40-2550-410-00-79	Office Supplies	281.20	20230908	40-2550-410-00-79
	65461	01/20/2023	40-2550-410-00-79	Office Supplies	253.04	20231681	40-2550-410-00-79
	65461	01/20/2023	10-2130-410-00-79-600-14	Supplies Health	23.50	20230011	10-2130-410-00-79-600-14
	65461	01/20/2023	10-2130-410-00-79-600-14	Supplies Health	15.99	20230011	10-2130-410-00-79-600-14
					$1,545.70	**Payee Vendor Total**	
WeatherGuard Roofing Comp							
	992300146	01/20/2023	20-2542-323-00-79	Repairs & Maint Buildings	536.00	20231838	20-2542-323-00-79
					$536.00	**Payee Vendor Total**	
William Rainey Harper Col							
	65462	01/20/2023	10-1400-310-00-74-305-13	Voc Ed Tuition	598.00	20231942	10-1400-310-00-74-305-13
					$598.00	**Payee Vendor Total**	
Williams, Valentin							
	64590	01/27/2023	10-1811	Textbook Fees	345.00	0	10-1811
					$345.00	**Payee Vendor Total**	
Wilson Language Training							
	65463	01/20/2023	10-1100-410-72-79-600-14	ARP IDEA Instruc Sup	205.20	20231273	10-1100-410-72-79-600-14
	65463	01/20/2023	10-1100-410-56-79-605-25	RtI Materials PK-5	21.60	20230756	10-1100-410-56-79-605-25
	65463	01/20/2023	10-1100-410-56-79-605-25	RtI Materials PK-5	135.00	20230756	10-1100-410-56-79-605-25
	65463	01/20/2023	10-1100-410-56-79-605-25	RtI Materials PK-5	135.00	20230756	10-1100-410-56-79-605-25
					$496.80	**Payee Vendor Total**	
Wilson, Glen							
	65332	01/20/2023	10-1500-335-00-71-300-13	Conference Travel HS	18.75	0	10-1500-335-00-71-300-13
	65332	01/20/2023	10-1500-335-00-71-300-13	Conference Travel HS	25.00	0	10-1500-335-00-71-300-13

Huntley Community School District 158
Disbursements

Check Date: 1/13/2023 to 1/27/2023

Vendor Name	Check #	Check Date	A.S.N.	Account# Description	Amount	P.O. #	State Account Number
	65332	01/20/2023	10-1500-335-00-71-300-13	Conference Travel HS	25.00	0	10-1500-335-00-71-300-13
	65332	01/20/2023	10-1500-335-00-71-300-13	Conference Travel HS	35.00	0	10-1500-335-00-71-300-13
	65332	01/20/2023	10-1500-335-00-71-300-13	Conference Travel HS	10.00	0	10-1500-335-00-71-300-13
	65332	01/20/2023	10-1500-335-00-71-300-13	Conference Travel HS	30.00	0	10-1500-335-00-71-300-13
					$143.75	**Payee Vendor Total**	
Winston Knolls Education							
	65464	01/20/2023	10-4220-670-00-79-600-14	Sp Ed Private Tuition	3,740.28	23121747	10-4220-670-00-79-600-14
					$3,740.28	**Payee Vendor Total**	
Wold Architects and Engin							
	65275	01/13/2023	20-2540-310-00-79	Professional & Technical	2,421.55	20231212	20-2540-310-00-79
	65275	01/13/2023	20-2540-310-00-79	Professional & Technical	287.97	20231226	20-2540-310-00-79
	65275	01/13/2023	20-2540-310-00-79	Professional & Technical	959.89	20231226	20-2540-310-00-79
	65275	01/13/2023	20-2540-310-00-79	Professional & Technical	1,151.87	20231226	20-2540-310-00-79
	65275	01/13/2023	20-2540-310-00-79	Professional & Technical	4,780.27	20231226	20-2540-310-00-79
					$9,601.55	**Payee Vendor Total**	
Woods, Lorie							
	65333	01/20/2023	10-1130-490-02-71-300-13	High School Fine Arts/PAC Supplies	117.76	0	10-1130-490-02-71-300-13
	65333	01/20/2023	10-1130-490-02-71-300-13	High School Fine Arts/PAC Supplies	20.00	0	10-1130-490-02-71-300-13
	65333	01/20/2023	10-1130-490-02-71-300-13	High School Fine Arts/PAC Supplies	94.28	0	10-1130-490-02-71-300-13
	65333	01/20/2023	10-2223-410-00-79-600-14	Supplies PAC	36.56	0	10-2223-410-00-79-600-14
	65333	01/20/2023	10-1120-490-02-72-220-13	Marlowe Fine Arts Supplies	19.00	0	10-1120-490-02-72-220-13
	65333	01/20/2023	10-1120-490-02-72-220-13	Marlowe Fine Arts Supplies	209.70	0	10-1120-490-02-72-220-13
	65333	01/20/2023	10-1120-490-02-72-220-13	Marlowe Fine Arts Supplies	26.44	0	10-1120-490-02-72-220-13
	65333	01/20/2023	10-1120-490-02-72-220-13	Marlowe Fine Arts Supplies	16.03	0	10-1120-490-02-72-220-13
	65333	01/20/2023	10-1130-490-02-71-300-13	High School Fine Arts/PAC Supplies	1,105.69	0	10-1130-490-02-71-300-13
	65333	01/20/2023	10-2223-410-00-79-600-14	Supplies PAC	27.81	0	10-2223-410-00-79-600-14
	65333	01/20/2023	10-2223-410-00-79-600-14	Supplies PAC	108.00	0	10-2223-410-00-79-600-14
	65333	01/20/2023	10-2223-410-00-79-600-14	Supplies PAC	10.98	0	10-2223-410-00-79-600-14
	65333	01/20/2023	10-2223-410-00-79-600-14	Supplies PAC	18.99	0	10-2223-410-00-79-600-14
	65333	01/20/2023	10-2223-410-00-79-600-14	Supplies PAC	10.98	0	10-2223-410-00-79-600-14
	65333	01/20/2023	10-2223-410-00-79-600-14	Supplies PAC	7.49	0	10-2223-410-00-79-600-14
	65333	01/20/2023	10-2223-410-00-79-600-14	Supplies PAC	50.00	0	10-2223-410-00-79-600-14
					$1,879.71	**Payee Vendor Total**	
WPS							

108

Huntley Community School District 158
Disbursements

Check Date: 1/13/2023 to 1/27/2023

Vendor Name	Check #	Check Date	A.S.N.	Account# Description	Amount	P.O. #	State Account Number
	65465	01/20/2023	10-2130-410-92-79-605-14	IDEA Health OTPT & Nurse Sup	297.88	20230472	10-2130-410-92-79-605-14
					$297.88	**Payee Vendor Total**	
Zaleski, Angela							
	65334	01/20/2023	10-1543-332-00-71-305-13	Activities Travel	58.75	0	10-1543-332-00-71-305-13
					$58.75	**Payee Vendor Total**	
Zhao, Tianya							
	65335	01/20/2023	10-2520-332-00-74-500-14	Travel Fiscal	60.00	0	10-2520-332-00-74-500-14
					$60.00	**Payee Vendor Total**	
Zieglers Ace Hardware							
	65276	01/13/2023	20-2542-410-00-79	Supplies B & G	8.59	23110267	20-2542-410-00-79
					$8.59	**Payee Vendor Total**	
Zwemke, Bryan							
	65336	01/20/2023	10-2212-332-00-74-500-14	Travel & Conference Curr 6-12	223.12	0	10-2212-332-00-74-500-14
					$223.12	**Payee Vendor Total**	
				Report Total	$4,224,635.58		

109

HUNTLEY
COMMUNITY SCHOOL DISTRICT 158

Huntley Community School District 158

650 Dr. John Burkey Drive
Algonquin, Illinois 60102
(847) 659-6158 • www.district158.org

To: Board of Education and Administration

From: Mark Altmayer, Chief Financial Officer

Date: February 2, 2023

Subject: **Activity Fund Balance Report**
Committee of the Whole Meeting – February 2, 2023
Finance Committee

Presented for the Committee's review is the Activity Fund Balance Report as of December 31, 2022.

Huntley Community School District 158

650 Dr. John Burkey Drive
Algonquin, Illinois 60102
(847) 659-6158 • www.district158.org

December 31, 2022 Financial Executive Summary - Activity Accounts

The Month to Date results are as follows:

Activity Accounts by Building/Class	Beginning Balance	Revenues	Expenses	Ending Balance
District Office	$ 89,622.23	$ 1,119.32	$ 640.28	$ 90,101.27
Scholarships	18,580.89	-	-	18,580.89
D158 Foundation	3,997.43	-	3,997.43	-
Early Childhood	3,195.70	-	-	3,195.70
Gifted	-	-	-	-
Mackeben	12,633.40	-	1,085.45	11,547.95
Heineman	49,725.31	9,398.24	2,887.84	56,235.71
Conley	15,996.03	8,460.49	6,921.67	17,534.85
Chesak	26,638.98	1,257.26	311.04	27,585.20
Leggee	19,685.62	16,669.26	8,701.67	27,653.21
Martin	46,574.31	43.00	-	46,617.31
Marlowe	122,516.54	41,883.00	48,990.73	115,408.81
High School Athletics	305,317.89	37,769.51	54,856.08	288,231.32
High School Activities	345,020.77	44,564.96	22,666.02	366,919.71
Total All Funds	**$ 1,059,505.10**	**$ 161,165.04**	**$ 151,058.21**	**$ 1,069,611.93**

The material transactions involving Revenues and Expenditures for the month are as follows:

Heineman: The majority of the $9,400 of revenue was from Snow Hawks Ski Club $7,100, 8th Grade $1,000, Chorus/Band $700, and Charitable Contributions $300. The majority of the ($2,900) of expenditures was for Cheerleading music, choreography, & apparel ($1,100), Boys Basketball supplies ($900), and Student Council fall dance supplies ($600).

Conley: The $8,500 of revenues was from Library book fair. The majority of the ($6,900) of expenditures was for Library book fair cost ($5,000), and Band/Orchestra shirts ($1,800).

Leggee: The majority of the $16,700 of revenue was from Library book fair $10,100, Recreation $3,800, and Chorus/Band $2,100. The majority of the ($8,700) of expenditures was for the Library book fair cost ($7,100), and School Store supplies ($1,400).

Marlowe: The majority of the $41,900 of revenue was from Chorus/Band $28,000, Snow Stangs $10,300, Outdoor Activity $3,000, and Volleyball $500. The majority of the ($49,000) of expenditures was for Chorus/Band trip fees & fundraising ($44,700), Art supplies ($1,900), Poms supplies ($700), and Cheerleading supplies ($700).

High School Athletics: The majority of the $37,800 of revenue was from Boys Basketball $10,900, Cheerleading $7,100, Athletics $4,700, Poms $3,200, Girls Bowling $2,800, Wrestling $2,600, Swimming $2,200, and Football $1,600. The majority of the ($54,900) of expenditures was for Cheerleading uniforms ($14,700), Athletics donation to the Ed Foundation from the "Pink-Out" t-shirt fundraiser, painting baseball fences, and baseball uniform pants ($13,700), Wrestling mats ($11,200), Football banquet supplies ($2,800), Girls Bowling fundraiser ($2,200), Girls Volleyball event tickets & banquet ($2,100), Softball apparel & convention lodging ($2,000), Swimming banquet & boys team suits ($1,700), Girls track supplies & apparel ($1,300), and Poms supplies ($1,200).

High School Activities: The majority of the $44,600 of revenue was from Ski Club $21,500, In & Out "Duck Toss" fundraiser $10,900, Incubator Program $5,000, Drama Club $1,300, Chess Club $1,200, Journalism $1,100, and Dean's Activity $900. The majority of the ($22,700) of expenditures was for In & Out administrative computers & "Legacy" Direct 2-year subscription ($6,400), Marching Band & Color Guard supplies ($5,300), Journalism trip lodging & newspaper printing cost ($5,300), HOSA Medical Club state & national membership dues and supplies ($1,400), Student Council scholarship & supplies ($1,300), and Medical Academy scrubs ($500).

For further detail, see attached list of major cash expenditures and revenues received.

Huntley Community School District 158

650 Dr. John Burkey Drive
Algonquin, Illinois 60102
(847) 659-6158 • www.district158.org

December 31, 2022 Financial Executive Summary - Activity Accounts

Major transactions for the Month include:

Major Cash Expenditures		Description	Major Revenues Received	
Bob Rogers Travel	29,300.00	MMS Chorus/Band trip buses	Marlowe Chorus/Band	28,031.00
Huntley Community School Dist 158	23,729.10	P-Card charges (10/21 - 11/20)	HS Ski Club	21,475.00
Fundraising Manager	15,383.40	MMS Chorus/Band trip fundraiser	HS Boys Basketball	10,935.00
Rebel Athletic Inc	14,687.80	HS Cheerleading uniforms	HS In & Out	10,930.40
Scholastic Book Fairs	12,137.78	Leggee & Conley book fairs	Marlowe Snow Stangs	10,281.00
Resilite Sports Products	11,105.00	HS Wrestling mats	Leggee Library	10,136.56
Huntley Education Foundation	8,997.43	Zero Hootenanny & Fndtn. accts.	Conley Library	8,460.49
CDW Government Inc	6,447.00	HS Activities office computers	HS Cheerleading	7,125.00
K & J Painting LLC	5,800.00	Paint HS Baseball fences	Heineman Snow Hawks	7,110.00
FLASH Visual Media LLC	3,703.00	HS Color Guard flags	HS Incubator Pgm	5,000.00
Image Market	3,034.25	Conley Band apparel	HS Athletic Varsity	4,738.10
Uniforms Express Inc	2,701.35	HS Baseball uniform pants	Leggee Recreation	3,845.85
World`s Finest Chocolate Inc	2,220.00	HS Girls Bowling fundraising	HS Pom Pons	3,192.00
Pangallo, Erin	1,840.60	HS Football banquet supplies	Marlowe Outdoor Activity	2,985.00
Rocco Z Music LLC	1,524.00	HS Marching Band supplies	HS Girls Bowling	2,831.45
McHenry Specialties	832.00	HS Medicl Academy scrubs	HS Wrestling	2,603.51
Castle PrinTech	809.23	HS Newspaper printing cost	HS Swimming	2,246.00
Holzapfel, Lynnann	800.00	HS Cheerleading music/choreography	Leggee Chorus/Band	2,120.00
Petryniec, Mark	747.72	HS Softball convention lodging	HS Football	1,572.00
Lifeguard Store Inc, The	742.00	HS Boys Swimming team suits	HS Drama Club	1,275.00
St. Charles Park District	737.00	Mackeben 2nd grade field trip	Chesak In & Out	1,257.26

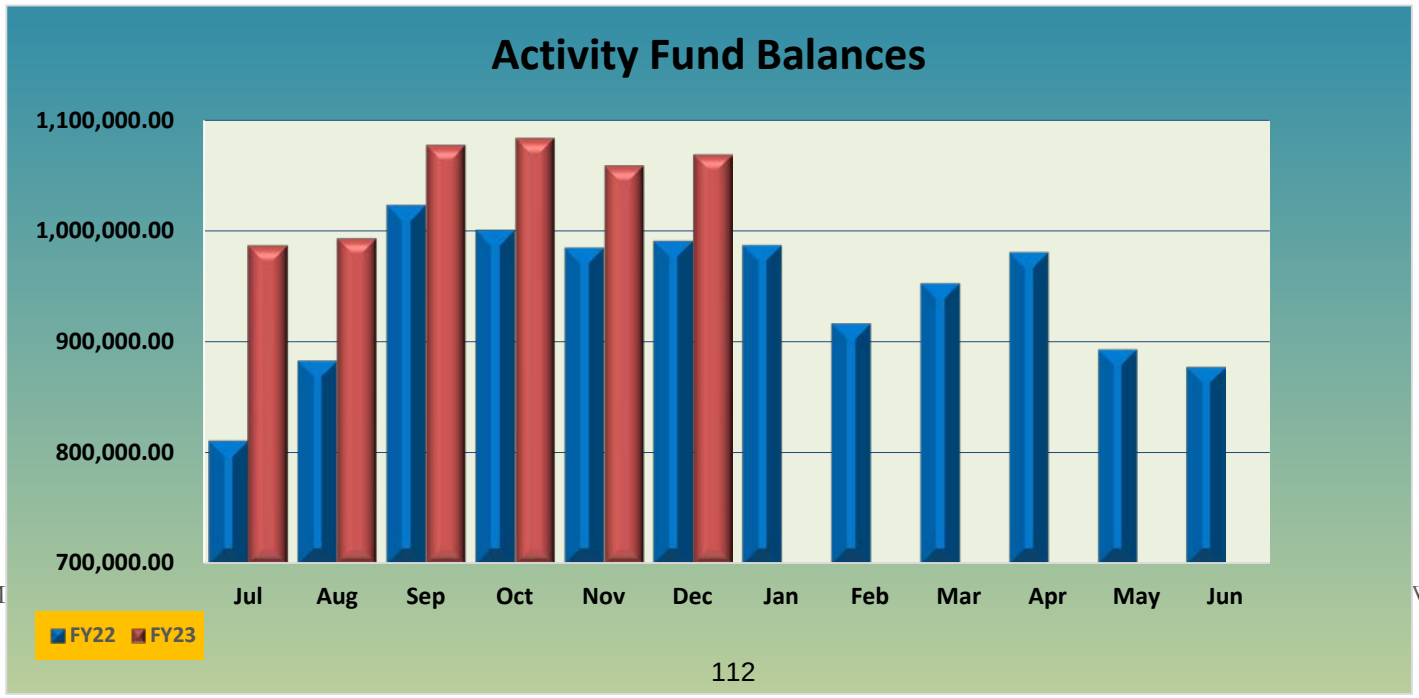

The above chart shows the aggregated fund balances for all Student Activity Accounts for the current and prior years.

Fund Balance Report

Printed: 1/9/2023 1:18 PM

Huntley Community School District 158

		Month to Date		Year to Date		Fund Balance		
Fund	Description	Expense	Income	Expense	Income	YTD Change	Start of Year	Current
100	District In & Out	116.20	115.00	116.20	115.00	(1.20)	1,949.10	1,947.90
101	Interest/Service Charge	0.00	1,004.32	350.35	5,008.39	4,658.04	64,262.46	68,920.50
102	District Pepsi Account	524.08	0.00	1,901.32	188.93	(1,712.39)	10,036.54	8,324.15
104	Activity Food Service	0.00	0.00	0.00	0.00	0.00	3,726.24	3,726.24
105	District Recycling	0.00	0.00	0.00	0.00	0.00	5,124.57	5,124.57
111	Huntley Hootenanny	1,432.75	0.00	1,492.31	1,492.31	0.00	0.00	0.00
112	Foundation Grants	2,564.68	0.00	2,564.68	0.00	(2,564.68)	2,564.68	0.00
113	Schaffenegger Memorial	0.00	0.00	0.00	0.00	0.00	18,580.89	18,580.89
118	Gifted Program	0.00	0.00	2,500.00	0.00	(2,500.00)	2,500.00	0.00
1202	Mackeben Pop	0.00	0.00	0.00	0.00	0.00	0.00	0.00
1203	Mackeben Recycling	0.00	0.00	0.00	0.00	0.00	0.00	0.00
1204	Mackeben Art	0.00	0.00	1,002.08	0.00	(1,002.08)	3,650.43	2,648.35
1205	Mackeben Reading	0.00	0.00	0.00	0.00	0.00	0.00	0.00
1209	Mackeben Field Trips	737.00	0.00	1,695.00	0.00	(1,695.00)	4,816.46	3,121.46
1210	Mackeben Library	313.85	0.00	8,330.77	5,369.78	(2,960.99)	5,230.15	2,269.16
1212	Mackeben Market Day	0.00	0.00	0.00	0.00	0.00	526.40	526.40
1240	Mackeben In & Out	34.60	0.00	760.49	300.00	(460.49)	3,443.07	2,982.58
1400	Heineman LRC	0.00	16.74	546.90	33.74	(513.16)	681.61	168.45
1401	Heineman Snow Hawks	96.00	7,110.00	96.00	7,875.00	7,779.00	2,241.02	10,020.02
1402	Heineman Play	0.00	0.00	0.00	0.00	0.00	0.00	0.00
1403	Heineman Yearbook	12.89	25.00	12.89	25.00	12.11	1,115.66	1,127.77
1404	Heineman PBIS	0.00	0.00	0.00	0.00	0.00	1,672.15	1,672.15
1405	Heineman Service Club	0.00	0.00	0.00	0.00	0.00	0.11	0.11
1406	Heineman Chorus/Band	0.00	655.00	19,499.34	21,718.00	2,218.66	5,738.17	7,956.83
1407	Heineman Wrestling	0.00	0.00	0.00	0.00	0.00	35.81	35.81
1408	Heineman Cheerleading	1,057.77	35.00	1,457.25	965.00	(492.25)	912.95	420.70
1409	Heineman Track	0.00	0.00	0.00	0.00	0.00	820.54	820.54
1410	Heineman Charitable Contributions	0.00	273.60	230.00	1,273.60	1,043.60	1,196.85	2,240.45
1411	Heineman Cross Country	0.00	0.00	0.00	105.00	105.00	153.53	258.53
1412	Heineman Volleyball	0.00	0.00	1,032.00	1,047.00	15.00	95.43	110.43
1413	Heineman PE	0.00	0.00	5,330.00	6,778.00	1,448.00	1,705.11	3,153.11
1414	Heineman Student Council	558.96	0.00	558.96	1,535.00	976.04	906.00	1,882.04
1416	Heineman Poms	0.00	73.90	232.81	1,033.90	801.09	170.47	971.56
1417	Heineman Girls Basketball	0.00	0.00	0.00	0.00	0.00	22.16	22.16
1418	Heineman Outdoor Activity	0.00	0.00	21,961.34	22,895.00	933.66	6,700.31	7,633.97
1419	Heineman Athletics	107.98	0.00	1,437.25	1,957.50	520.25	1,254.62	1,774.87

Fund Balance Report

Printed: 1/9/2023 1:18 PM

Huntley Community School District 158

		Month to Date		Year to Date		Fund Balance		
Fund	Description	Expense	Income	Expense	Income	YTD Change	Start of Year	Current
1420	Heineman Boys Basketball	876.00	0.00	876.00	876.00	0.00	1,472.88	1,472.88
1421	Heineman Ecology Club	0.00	0.00	0.00	300.00	300.00	0.00	300.00
1422	Heineman Computer Lab	0.00	0.00	0.00	0.00	0.00	743.24	743.24
1423	Heineman Art Club	0.00	0.00	0.00	80.00	80.00	743.20	823.20
1425	Heineman Engineering Club	0.00	0.00	0.00	0.00	0.00	23.34	23.34
1440	Heineman In & Out	124.58	240.00	1,331.31	771.08	(560.23)	1,597.37	1,037.14
1441	Heineman Foods Club	43.66	0.00	89.51	190.00	100.49	1,308.65	1,409.14
1442	Heineman Board Game Club	0.00	0.00	0.00	0.00	0.00	0.00	0.00
1461	Heineman 6th Grade Team 1	0.00	0.00	0.00	50.04	50.04	54.77	104.81
1462	Heineman 6th Grade Team 2	0.00	0.00	62.25	50.04	(12.21)	54.67	42.46
1471	Heineman 7th Grade Team 1	0.00	0.00	2,294.93	1,936.04	(358.89)	2,770.11	2,411.22
1472	Heineman 7th Grade Team 2	0.00	0.00	0.00	50.04	50.04	186.71	236.75
1480	Heineman 8th Grade Trips	0.00	0.00	0.00	0.00	0.00	4,636.54	4,636.54
1481	Heineman 8th Grade Team 1	0.00	969.00	10.00	1,019.04	1,009.04	84.68	1,093.72
1482	Heineman 8th Grade Team 2	10.00	0.00	10.00	50.05	40.05	1,591.72	1,631.77
1701	Conley School Store	0.00	0.00	108.39	0.00	(108.39)	1,142.82	1,034.43
1702	Conley Pop	0.00	0.00	77.86	0.00	(77.86)	176.62	98.76
1703	Conley Recycling	0.00	0.00	0.00	0.00	0.00	106.94	106.94
1704	Conley PBIS	0.00	0.00	0.00	0.00	0.00	2.00	2.00
1706	Conley Band	1,794.28	0.00	1,794.28	3,210.00	1,415.72	285.04	1,700.76
1707	Conley Jean Fund	0.00	0.00	0.00	0.00	0.00	19.24	19.24
1708	Conley Disc Golf Club	0.00	0.00	56.30	0.00	(56.30)	95.28	38.98
1709	Conley Field Trips	0.00	0.00	0.00	0.00	0.00	1,263.28	1,263.28
1710	Conley Library	5,021.10	8,460.49	5,371.10	8,485.49	3,114.39	4,244.26	7,358.65
1712	Conley Art	0.00	0.00	0.00	0.00	0.00	2,584.64	2,584.64
1713	Conley Yearbook	0.00	0.00	0.00	0.00	0.00	1,653.31	1,653.31
1740	Conley In & Out	106.29	0.00	2,614.49	1,337.00	(1,277.49)	2,951.35	1,673.86
195	LIGHT Program	0.00	0.00	0.00	0.00	0.00	1,506.34	1,506.34
196	Music Camps District-wide	0.00	0.00	0.00	0.00	0.00	0.00	0.00
198	MS Orchestra District-wide	0.00	0.00	0.00	0.00	0.00	551.57	551.57
199	Preschool	0.00	0.00	487.89	748.27	260.38	2,935.32	3,195.70
202	Chesak Pop	0.00	0.00	0.00	69.52	69.52	11.63	81.15
203	Chesak Recycling	0.00	0.00	0.00	0.00	0.00	171.34	171.34
204	Chesak Art	0.00	0.00	76.36	0.00	(76.36)	4,672.78	4,596.42
205	Chesak Yearbook	0.00	0.00	0.00	0.00	0.00	0.00	0.00
206	Chesak Music	0.00	0.00	0.00	0.00	0.00	4,109.67	4,109.67

Fund Balance Report

Printed: 1/9/2023 1:18 PM

Huntley Community School District 158

		Month to Date		Year to Date		Fund Balance		
Fund	Description	Expense	Income	Expense	Income	YTD Change	Start of Year	Current
209	Chesak Field Trips	0.00	0.00	0.00	0.00	0.00	0.00	0.00
210	Chesak Library	0.00	0.00	9,640.68	9,624.64	(16.04)	13,947.87	13,931.83
212	Chesak Dine & Share	0.00	0.00	0.00	0.00	0.00	796.70	796.70
240	Chesak In & Out	311.04	1,257.26	4,548.34	5,051.26	502.92	3,395.17	3,898.09
301	Leggee School Store	1,443.12	566.85	2,553.28	2,546.97	(6.31)	9,415.46	9,409.15
302	Leggee Pop	0.00	0.00	0.00	72.31	72.31	190.33	262.64
303	Leggee Recycling	0.00	0.00	0.00	0.00	0.00	15.92	15.92
304	Leggee Art	0.00	0.00	0.00	0.00	0.00	4,034.19	4,034.19
305	Leggee Chorus/Band	0.00	2,120.00	0.00	2,120.00	2,120.00	0.00	2,120.00
306	Leggee Fundraisers	0.00	0.00	0.00	0.00	0.00	8.00	8.00
307	Leggee Donations & Grants	0.00	0.00	0.00	0.00	0.00	2,440.52	2,440.52
308	Leggee Music	0.00	0.00	124.95	0.00	(124.95)	416.21	291.26
309	Leggee Field Trips	0.00	0.00	0.00	0.00	0.00	988.11	988.11
310	Leggee Library	7,116.68	10,136.56	7,116.68	10,136.56	3,019.88	15.00	3,034.88
311	Leggee Recreation	17.99	3,845.85	345.78	3,845.85	3,500.07	1,012.06	4,512.13
313	Leggee Yearbook	0.00	0.00	0.00	199.50	199.50	223.28	422.78
340	Leggee In & Out	123.88	0.00	1,275.40	0.00	(1,275.40)	1,389.03	113.63
400	Marlowe LRC	0.00	0.00	339.98	0.00	(339.98)	529.95	189.97
401	Marlowe Pop	473.12	0.00	2,077.86	414.71	(1,663.15)	2,778.30	1,115.15
402	Marlowe Fundraiser Funds	0.00	0.00	0.00	0.00	0.00	404.25	404.25
403	Marlowe Yearbook	63.97	0.00	427.30	0.00	(427.30)	5,596.67	5,169.37
404	Marlowe School Store	94.98	0.00	94.98	160.00	65.02	5,144.65	5,209.67
405	Marlowe Student Council	0.00	0.00	0.00	306.00	306.00	166.96	472.96
406	Marlowe Chorus/Band	44,683.40	28,031.00	58,898.28	60,665.00	1,766.72	12,923.90	14,690.62
407	Marlowe Wrestling	264.87	100.00	328.79	100.00	(228.79)	807.22	578.43
408	Marlowe Cheerleading	658.64	0.00	1,287.49	2,938.00	1,650.51	1,814.91	3,465.42
409	Marlowe Track	0.00	0.00	0.00	0.00	0.00	84.47	84.47
410	Marlowe Spanish Club	0.00	0.00	0.00	0.00	0.00	162.44	162.44
411	Marlowe Cross Country	0.00	0.00	7.28	0.00	(7.28)	14.71	7.43
412	Marlowe Volleyball	0.00	486.00	562.55	1,805.00	1,242.45	2,710.93	3,953.38
413	Marlowe Philanthropy	0.00	0.00	0.00	0.00	0.00	6,464.47	6,464.47
414	Marlowe Academic Club	0.00	0.00	0.00	0.00	0.00	1.68	1.68
415	Marlowe Play	40.00	0.00	40.00	0.00	(40.00)	46.37	6.37
416	Marlowe Service Club	40.35	0.00	153.86	0.00	(153.86)	1,397.70	1,243.84
417	Marlowe Girls Basketball	0.00	0.00	1,295.10	0.00	(1,295.10)	1,353.33	58.23
418	Marlowe Outdoor Activity	0.00	2,985.00	18,371.90	37,355.75	18,983.85	12,897.01	31,880.86

Fund Balance Report

Printed: 1/9/2023 1:18 PM

Huntley Community School District 158

		Month to Date		Year to Date		Fund Balance		
Fund	Description	Expense	Income	Expense	Income	YTD Change	Start of Year	Current
419	Marlowe Athletics	63.40	0.00	626.59	0.00	(626.59)	3,320.06	2,693.47
420	Marlowe Boys Basketball	0.00	0.00	601.66	0.00	(601.66)	14,835.07	14,233.41
421	Marlowe Snow Stangs	0.00	10,281.00	0.00	10,281.00	10,281.00	315.02	10,596.02
422	Marlowe Tech Lab	0.00	0.00	4.98	0.00	(4.98)	128.98	124.00
423	Marlowe Art Class	1,874.13	0.00	1,874.13	270.00	(1,604.13)	3,692.49	2,088.36
424	Marlowe PE	0.00	0.00	0.00	0.00	0.00	2,370.12	2,370.12
425	Marlowe Ecology	0.00	0.00	0.00	0.00	0.00	1,156.11	1,156.11
426	Marlowe Poms	733.87	0.00	6,760.98	610.00	(6,150.98)	9,414.65	3,263.67
427	Marlowe Musical	0.00	0.00	0.00	0.00	0.00	399.32	399.32
428	Marlowe Explorers Club	0.00	0.00	0.00	0.00	0.00	0.00	0.00
440	Marlowe In & Out	0.00	0.00	444.36	0.00	(444.36)	783.66	339.30
441	Marlowe Foods Club	0.00	0.00	136.46	45.00	(91.46)	98.29	6.83
461	Marlowe 6th Grade	0.00	0.00	0.00	0.00	0.00	52.95	52.95
471	Marlowe 7th Grade	0.00	0.00	0.00	0.00	0.00	103.07	103.07
481	Marlowe 8th Grade	0.00	0.00	1,403.21	0.00	(1,403.21)	4,226.38	2,823.17
500	HS Leos Club	0.00	376.49	0.00	376.49	376.49	366.68	743.17
501	HS Raider Nation	0.00	0.00	0.00	0.00	0.00	0.00	0.00
502	HS Art	0.00	0.00	0.00	0.00	0.00	294.97	294.97
503	HS Yearbook	0.00	0.00	115.00	795.00	680.00	497.78	1,177.78
504	HS Girls Cross Country	0.00	0.00	0.00	0.00	0.00	0.00	0.00
505	HS Student Council	1,265.88	67.90	24,353.18	52,044.90	27,691.72	49,140.58	76,832.30
506	HS Chorus	21.00	0.00	21.00	0.00	(21.00)	488.60	467.60
507	HS Color Guards	0.00	0.00	0.00	0.00	0.00	0.00	0.00
508	HS Pop	399.32	143.25	1,881.47	1,208.62	(672.85)	902.13	229.28
509	HS Math Club	0.00	0.00	135.46	300.00	164.54	353.92	518.46
510	HS Girls Golf	0.00	0.00	6,199.40	4,776.75	(1,422.65)	4,721.72	3,299.07
511	HS Drama Club	337.16	1,275.00	2,734.37	5,265.00	2,530.63	1,092.47	3,623.10
512	HS Pom Pons	1,187.95	3,192.00	29,978.95	27,579.39	(2,399.56)	14,776.15	12,376.59
513	HS Ski Club	51.68	21,475.00	96.90	21,475.00	21,378.10	3,799.63	25,177.73
514	HS World Languages Club	0.00	0.00	0.00	0.00	0.00	769.86	769.86
515	HS Boys Track	30.00	300.00	1,538.00	2,290.00	752.00	6,717.71	7,469.71
516	HS Dean Activity	0.00	937.00	3,467.10	7,168.62	3,701.52	24,481.11	28,182.63
517	HS HOSA Medical Club	1,365.90	400.00	2,130.68	2,959.00	828.32	2,315.93	3,144.25
518	HS NHS	0.00	0.00	3,608.60	1,457.00	(2,151.60)	4,936.47	2,784.87
519	HS Co-Op (VICA)	0.00	0.00	500.00	0.00	(500.00)	10,698.38	10,198.38
520	HS Musical	0.00	0.00	359.92	1,000.00	640.08	585.02	1,225.10

Fund Balance Report

Printed: 1/9/2023 1:18 PM

Huntley Community School District 158

		Month to Date		Year to Date		Fund Balance		
Fund	Description	Expense	Income	Expense	Income	YTD Change	Start of Year	Current
521	HS Athletic Varsity	13,749.72	4,738.10	52,090.15	54,843.40	2,753.25	11,304.34	14,057.59
522	HS Girls Volleyball	2,120.00	0.00	27,235.45	37,955.56	10,720.11	9,821.20	20,541.31
523	HS Boys Golf	0.00	315.00	8,638.20	8,925.00	286.80	2,137.94	2,424.74
524	HS Softball	2,042.77	519.45	7,244.44	730.20	(6,514.24)	7,677.41	1,163.17
525	HS Baseball	421.27	542.00	8,571.70	6,139.15	(2,432.55)	4,445.85	2,013.30
526	HS Girls Basketball	0.00	250.00	8,286.35	16,332.27	8,045.92	3,148.52	11,194.44
527	HS Boys Basketball	377.98	10,935.00	18,610.83	33,788.00	15,177.17	4,877.75	20,054.92
528	HS Cheerleading	14,687.80	7,125.00	37,744.01	67,484.75	29,740.74	19,821.58	49,562.32
529	HS Wrestling	11,211.49	2,603.51	12,242.21	6,107.51	(6,134.70)	15,800.14	9,665.44
530	HS Boys Cross Country	0.00	0.00	3,332.76	3,642.50	309.74	1,928.08	2,237.82
531	HS FBLA	0.00	0.00	6,134.38	623.04	(5,511.34)	14,363.75	8,852.41
532	Heuck Memorial Scholarship	0.00	0.00	0.00	0.00	0.00	0.00	0.00
533	HS Speech	0.00	0.00	10.00	150.00	140.00	2,299.46	2,439.46
534	HS Academic Team	0.00	0.00	0.00	0.00	0.00	4.76	4.76
535	HS Journalism	5,300.99	1,147.50	14,473.85	39,676.50	25,202.65	7,641.01	32,843.66
536	HS Soccer	983.05	0.00	15,693.74	35,743.51	20,049.77	62,960.38	83,010.15
537	HS Field Trips	0.00	0.00	228.00	523.00	295.00	395.75	690.75
538	HS Football	2,769.08	1,572.00	130,729.50	143,823.50	13,094.00	11,833.73	24,927.73
539	HS Special Olympics	0.00	0.00	0.00	0.00	0.00	445.09	445.09
540	HS In & Out	6,447.00	10,930.40	7,947.00	21,710.95	13,763.95	1,955.67	15,719.62
541	HS Tech & Ind Arts	108.71	138.00	8,268.39	7,362.00	(906.39)	2,752.14	1,845.75
542	HS PE	181.98	384.42	33,209.85	24,385.76	(8,824.09)	32,597.24	23,773.15
543	HS Girls Track	1,320.99	600.00	7,517.03	2,355.00	(5,162.03)	11,635.54	6,473.51
544	HS Blooms Courtyard	0.00	0.00	0.00	0.00	0.00	540.90	540.90
545	HS Tennis	0.00	0.00	3,837.98	3,992.51	154.53	209.62	364.15
546	HS Media Center	0.00	0.00	0.00	0.00	0.00	1,727.25	1,727.25
547	HS Buddies Club	192.70	0.00	451.06	402.00	(49.06)	3,020.01	2,970.95
548	HS Robotics Club	0.00	0.00	5,169.93	9,795.00	4,625.07	6,767.21	11,392.28
549	HS Assessments	0.00	0.00	2,626.00	1,226.00	(1,400.00)	30,219.83	28,819.83
550	HS Community Service Club	0.00	0.00	0.00	0.00	0.00	2,795.26	2,795.26
551	HS Custom Designs	0.00	0.00	0.00	0.00	0.00	2,389.53	2,389.53
552	HS Orchesis Club	0.00	105.00	389.75	105.00	(284.75)	2,724.72	2,439.97
553	HS Recycling	154.00	0.00	695.98	66.14	(629.84)	1,051.00	421.16
554	HS Art Club	37.32	0.00	117.82	214.40	96.58	421.77	518.35
555	HS Boys Lacrosse	0.00	0.00	56.00	0.00	(56.00)	2,116.66	2,060.66
556	HS Marching Band	5,331.71	150.00	44,366.14	25,037.10	(19,329.04)	25,423.29	6,094.25

Fund Balance Report

Printed: 1/9/2023 1:18 PM

Huntley Community School District 158

		Month to Date		Year to Date		Fund Balance		
Fund	Description	Expense	Income	Expense	Income	YTD Change	Start of Year	Current
557	HS Culinary Club	156.00	0.00	167.41	0.00	(167.41)	234.91	67.50
558	HS Fashion Club	0.00	0.00	0.00	0.00	0.00	407.24	407.24
559	HS Social Studies Trips	0.00	0.00	7,618.00	7,618.00	0.00	3,868.07	3,868.07
560	HS PBIS Raider Way	0.00	355.00	0.00	355.00	355.00	2,532.88	2,887.88
561	HS Girls Bowling	2,220.00	2,831.45	2,220.00	2,831.45	611.45	367.02	978.47
562	HS Swimming	1,733.98	2,246.00	9,011.71	10,701.00	1,689.29	1,131.07	2,820.36
563	HS Fishing Club	0.00	130.00	2,242.00	1,870.60	(371.40)	371.25	(0.15)
564	HS Science Club	0.00	0.00	48.52	0.00	(48.52)	3,271.49	3,222.97
565	HS Psychology Club	0.00	0.00	0.00	0.00	0.00	1,657.42	1,657.42
566	HS Horticulture Club	0.00	0.00	0.00	0.00	0.00	3,092.14	3,092.14
567	HS Orchestra	0.00	0.00	0.00	354.01	354.01	0.00	354.01
568	HS Medical Academy	480.00	300.00	2,230.00	2,165.00	(65.00)	219.72	154.72
569	HS Operation Click	0.00	0.00	0.00	0.00	0.00	0.00	0.00
570	HS SES Program	0.00	0.00	0.00	0.00	0.00	714.90	714.90
571	HS Girls Lacrosse	0.00	0.00	3,226.50	4,793.50	1,567.00	9,428.70	10,995.70
572	HS Autos Club	184.85	0.00	1,088.34	2,194.65	1,106.31	186.18	1,292.49
573	HS Boys Volleyball	0.00	0.00	2,232.00	1,508.30	(723.70)	1,061.03	337.33
574	HS Life Skills	0.00	0.00	505.00	0.00	(505.00)	760.76	255.76
575	HS Job Skills	349.82	0.00	598.34	0.00	(598.34)	2,942.20	2,343.86
576	HS Chess Team	300.00	1,250.00	480.21	1,430.00	949.79	328.61	1,278.40
577	HS Boys Bowling	0.00	0.00	800.00	835.20	35.20	167.64	202.84
598	HS Incubator Pgm	0.00	5,000.00	0.00	5,000.00	5,000.00	29,485.70	34,485.70
599	HS Senior Class Gift	0.00	0.00	0.00	0.00	0.00	8,742.94	8,742.94
701	Martin School Store	0.00	0.00	0.00	0.00	0.00	4,699.79	4,699.79
702	Martin Pop	0.00	0.00	55.95	35.15	(20.80)	326.07	305.27
703	Martin Recycling	0.00	0.00	0.00	0.00	0.00	0.00	0.00
704	Martin Art	0.00	0.00	2,231.96	0.00	(2,231.96)	9,549.06	7,317.10
706	Martin Band	0.00	0.00	0.00	3,940.00	3,940.00	723.94	4,663.94
709	Martin Fieldtrips	0.00	0.00	0.00	0.00	0.00	4,275.00	4,275.00
710	Martin Library	0.00	23.00	8,208.11	10,695.67	2,487.56	10,292.89	12,780.45
712	Martin Fundraising	0.00	20.00	0.00	1,775.89	1,775.89	6,173.18	7,949.07
713	Martin Yearbook	0.00	0.00	0.00	0.00	0.00	4,255.34	4,255.34
740	Martin In & Out	0.00	0.00	2,165.50	2,150.00	(15.50)	386.85	371.35
		$151,058.21	$161,165.04	$797,879.54	$989,575.25	$191,695.71	$877,916.22	$1,069,611.93

HUNTLEY
COMMUNITY SCHOOL DISTRICT 158

Huntley Community School District 158

650 Dr. John Burkey Drive
Algonquin, Illinois 60102
(847) 659-6158 • www.district158.org

To: Board of Education and Administration

From: Mark Altmayer, Chief Financial Officer

Date: February 2, 2023

Subject: **Monthly Fiscal Updates**
Committee of the Whole Meeting, February 2, 2023
Finance Committee

Listed below are major tasks and/or projects the Fiscal Department has been working on during the month.

GENERAL

During the month, Fiscal's primary projects included:

- ✓ **Electric Buses & Grant** – During the month the District was notified that the electric buses should be completed in early March, with final delivery to the district in late March. As we progress, we will keep the board apprised.
- ✓ **Filing of the Levy Year 2022 Debt Abatements** – Filed the Districts Abatement Resolutions as well as the most recent refunding abatement resolutions with both Kane and McHenry Counties.
- ✓ **FY24 Budget and 5 Year Plan –** During the month, Administration has begun the process of accumulating data to begin the FY24 Budget as well as the 5 Year Plan. The first draft of the budget and plan will be presented in March.

SPECIFIC TASKS TO ADDRESS DURING FEBRUARY:

- **February 1** – Statement of Economic Interests: Alphabetical list of names and addresses of board members and school employees required to file the Statement must be prepared by the chief administrative officer, or his or her designee (usually the Superintendent or Business Official). The list is to be certified and then sent to the county clerk (5 ILCS 420/4A-106). Each individual must file the Statement on or before May 1st with the county clerk (5 ILCS 420/4A-105).

COMING UP IN MARCH:

- **March** – Filing of Pupil Approval and IDEA Child Count (Private Facility, Excess Cost, Orphanage).

Huntley Community School District 158

650 Dr. John Burkey Drive
Algonquin, Illinois 60102
(847) 659-6158 • www.district158.org

December 2022 Financial Executive Summary

The December 2022 month and YTD results are as follows:

Operating Funds: 10, 20, 40, 50, and 70

	FY23 December	FY23 YTD	FY23 Budget	
Total Local	$ 4,037,665	$ 36,113,978	$ 81,620,603	44%
Total State	4,421,275	16,971,198	$ 33,973,821	50%
Total Federal	877,262	1,144,145	$ 8,009,340	14%
Operating Revenues	$ 9,336,202	$ 54,229,320	$ 123,603,764	44%
Salaries	$ 5,984,020	$ 36,819,890	$ 73,946,957	**50%**
Employee Benefits	$ 1,821,565	$ 9,294,726	$ 19,581,166	**47%**
Purchased Services	$ 1,092,915	$ 6,755,649	$ 12,064,781	**56%**
Supplies & Materials	$ 443,467	$ 2,703,376	$ 9,738,164	**28%**
Capital Outlay	$ 136,258	$ 584,634	$ 3,615,966	**16%**
Other Objects	$ 281,430	$ 960,757	$ 4,404,282	**22%**
Operating Expenses	9,759,656	57,119,032	123,351,315	46%
Net Operating Surplus (Deficit)	$ (423,454)	$ (2,889,711)	$ 252,449	

All Funds:

	FY23 December	FY23 YTD	FY23 Budget	
Total Revenues	$ 9,499,394	$ 59,872,393	$ 135,470,455	44%
Total Expenses	18,992,219	67,024,727	136,204,163	49%
Net All Funds Surplus (Deficit)	$ (9,492,825)	$ (7,152,334)	$ (733,708)	

Primarily driven by Federal reimbursement less than budget, the District closed December with an operating net deficit of ($2.9M). The majority of the revenue was due to recognition of monthly 2021 Levy as well as EBF and MCAT revenue. Total revenues are at 44% of budget, and total expenditures are at 49% of the budget. The all funds deficit of ($7.15M) is driven by the December payment of bonds.

December operating revenues of $9.3M are primarily due to the recognition of $3.3M levy 2021 property taxes, $2.6M State Evidence Based Funding (EBF), and $370k for December FY23 SpEd Private Facility Tuition, Regular and Special Ed Transportation. Local revenues include $205k student foodservice, $110k CPPRT, and $154k interest earnings. State revenues include $59k Preschool for All. Federal revenues include $341k IDEA and $129k STEP grant.

Approximately 80% of December operating expenditures cover salaries and benefits. Major expenditures making up the $1.1M in operating Purchased Services was for the custodial contract ($171k), ESSER III improvement of instruction purchased services ($166k), substitute teacher contracted ($134k), software maintenance ($106k) and contracted transportation ($98k). The $443k in Supplies and Materials includes buildings and grounds supplies ($64k), cafe food ($56k), transportation fuel ($47k), and ARP IDEA instructional supplies ($27k). Capital Outlay of $136k includes building improvements ($97k) and food service equipment ($27k). The majority of the Other Objects is for special ed tution.

The District began FY23 with $60.7 million in cash and as of the end of December 2022, the cash balance approximated $51.2 million. The District holds $5.7M with BMO, $37.0M through PMA, and $8.5M with Fifth Third.

Huntley Community School District 158

650 Dr. John Burkey Drive
Algonquin, Illinois 60102
(847) 659-6158 • www.district158.org

December 2022 Financial Executive Summary

Major transactions for December 2022 include:

Non-Salary Major Cash Expenditures		
US Bank (Bonds)	$	7,865,000
Blue Cross Blue Shield (Medical Ins.)	$	1,235,678
JP Morgan Trust (Bond)	$	461,166
UMB Bank (Bond)	$	447,955
ABM Industry Group (O&M)	$	173,084
Branching Minds (ESSER III)	$	165,591
BMO Mastercard (P-Card)	$	146,668
Champion Paving (O&M)	$	97,379
Alexander Leigh (SpEd Tuition)	$	78,966
Easterseals (SpEd Tution)	$	65,490
Gordon Flesch Co (Printers)	$	56,894
Soliant Health Inc (Contract Staff)	$	55,527
Blu Petroleum (Trans Fuel)	$	47,252
Schoolbells Ltd. (SpEd Trans)	$	46,920
McHenry County College (Tution)	$	36,493
Camelot Therapeutic (SpEd Tution)	$	34,225
Marklund Childrens Home (SpEd)	$	34,026

Major Revenues Received/Recognized	
Monthly Op Levy 2021 Recognition	$3,423,548
Evidence Based Funding	$2,646,876
Monthly MCAT Recognition	$370,245
IDEA	$341,293
Student Foodservice	$204,585
ESSER III	$147,001
ARP Community Partnership	$132,110

December 2022 ISBE (State) Receivable	
FY22 Other	$1,005,861
FY23 Other	$88,524
FY23 MCATs	$1,110,734
Total	**$2,205,119**

Monthly Insurance Update:

Claims Paid by Week		**Oct 2022**		**Nov 2022**		**Dec 2022**		**FY23 YTD**
Week 1	$	137,721	$	158,465	$	266,210	$	1,027,634
Week 2	$	157,933	$	176,029	$	256,509	$	1,196,791
Week 3	$	164,307	$	274,097	$	283,175	$	1,342,239
Week 4	$	126,936	$	121,077	$	317,689	$	1,129,673
Week 5	$	31,566	$	120,467	$	167,848	$	744,197
Total	$	618,463	$	850,136	$	1,291,432	$	5,440,534
Settlement Costs - BC/BS		188,405		188,301		189,495		1,129,634
Average Monthly Claims Based upon the last 12 months of claims	$	848,057	$	861,244	$	894,328		
Total Insurance Costs	$	657,077	$	932,603	$	1,262,438	$	5,616,557

Includes employee contributions

FY22 Budget	$ 11,158,946

December 2022 claims of $1.3M compares to $894,424 in December 2021. Average claims per month for FY23 (4 months) is $907k and compares to $733k for the same period in FY22, representing an approximate 23% increase over prior year. (These figures include stop loss credits of $1.6M.) Although significantly higher than prior year, FY23 total health costs, including employee contributions, are $5.6M which continues to track with budget.

Huntley Community School District 158

650 Dr. John Burkey Drive
Algonquin, Illinois 60102
(847) 659-6158 • www.district158.org

December 2022 Dashboard

Revenue					
	Prior YTD	FY23 YTD	FY23 Budget	%	Variance
Operating Levies	32,629,937	32,366,960	72,586,563	45%	40,219,603
MCATs	2,186,341	2,286,821	4,469,835	51%	2,183,014
CPPRT	282,991	476,522	1,137,000	42%	660,478
Registration	508,996	1,114,643	1,350,367	83%	235,725
Impact/Transition Fees	305,741	140,779	500,000	28%	359,221
Foodservice	397,502	1,080,382	2,675,194	40%	1,594,812
National School Lunch	1,335,920	344,648	720,464	48%	375,816
Medicaid	93,495	7,112	875,000	1%	867,888
IDEA/Room & Board	475,193	341,293	1,591,650	21%	1,250,357
Interest Earnings-Total	11,950	618,782	500,000	124%	(118,782)

- Tracking with Budget
- Plus or minus 10 percent of Budget
- Unfavorable budget variance exceeding 10%

Monthly Notes - Revenue

►Monitoring impact fees. Historially, they come in near the end of the fiscal year.
►IDEA revenues are on a reimbursement basis and as expected at the end of Q2.
►Medicaid processes continue, however, reimbursement payments from HFS are lagging. The District continues to investigate.

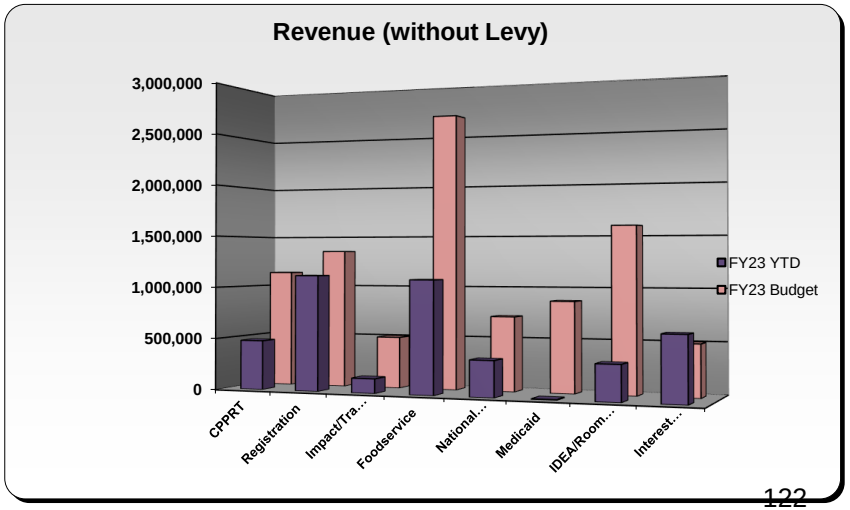

Key Operating Expenditures					
	Prior YTD	FY23 YTD	FY23 Budget	%	Budget Bal.
Salaries & Benefits	42,819,031	46,114,616	93,354,170	49%	47,239,554
Insurance	4,572,195	3,421,516	11,158,946	31%	7,737,430
Purchased Services	5,774,201	6,755,649	12,064,781	56%	5,309,132
Supplies	2,863,955	2,703,376	9,738,164	28%	7,034,788
Gas & Electric	384,625	283,796	1,010,000	28%	726,204
SpEd Tuition	1,008,954	849,830	2,280,000	37%	1,430,170
Tuition Reimb	85,383	83,500	165,000	51%	81,500
Legal Services	65,889	57,252	125,000	46%	67,748

- Tracking with Budget
- Plus or minus 10 percent of Budget
- Unfavorable budget variance exceeding 10%

Monthly Notes - Expenditures

►Expenditures are consistent with prior year.

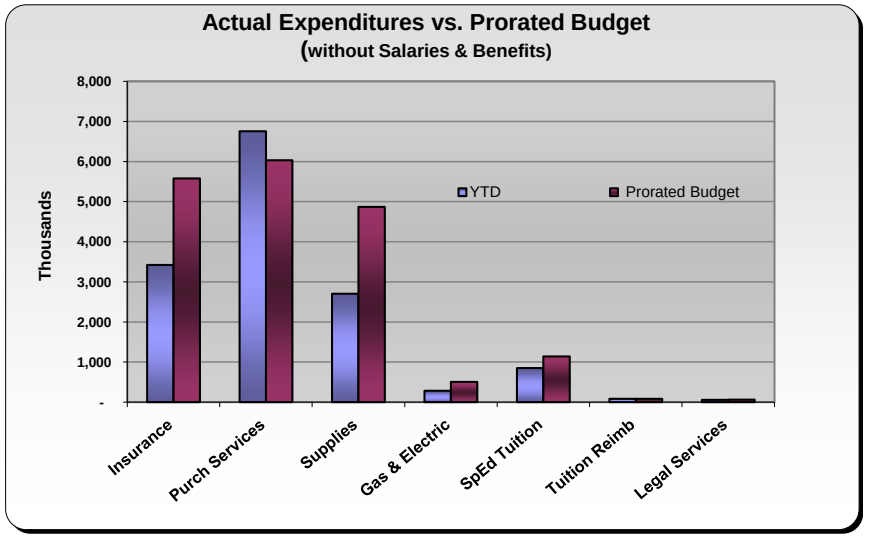

Huntley Community School District 158

650 Dr. John Burkey Drive
Algonquin, Illinois 60102
(847) 659-6158 • www.district158.org

December 2022 Dashboard

Balance Sheet - Cash Flow				
	Prior YTD	FY23 YTD	%	Variance
Cash and Investments	52,136,828	51,247,052	98%	(889,776)
A/R Total	1,813,234	2,778,920	153%	965,686
A/R State	1,285,612	2,361,200	184%	1,075,588
Deferred Revenue	248,155	263,383	106%	15,227
Contracts Payable	7,220,043	7,806,143	108%	586,099
Self Insurance Res.	2,487,781	2,487,781	100%	0

Monthly Notes - Balance Sheet

►State Receivables are $1M greater than PY primarily due to the IL EPA Grant.
►Contracts Payable has been adjusted for 2023 summer payrolls.

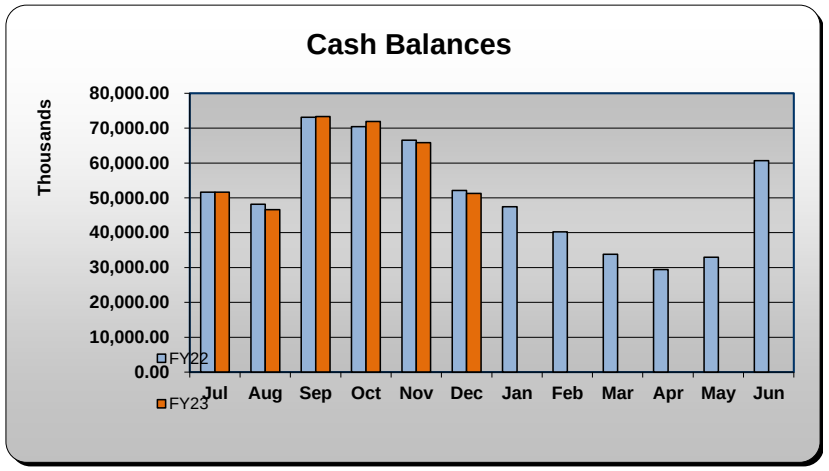

FY22 AFR Data				
	FY22	FY21	%	Variance
Fund Balance to Revenue Ratio	0.33	0.35	93%	(0.03)
Expenditure to Revenue Ratio	1.01	0.98	98%	(0.02)
Days Cash on Hand	159.39	170.28	94%	(10.89)
Percent Short-Term Borrowing Max Rema	100.00	100.00	100%	0.00
Percent Long-Term Debt Margin Remaini	57.69	58.52	99%	(0.83)
ISBE Rating	**3.45**	**3.80**	91%	(0.35)
Operating Expense per Pupil	13,831.00	12,616.00	110%	1,215.00
	REVIEW	RECOGNITION		

► The District ISBE rating fell to REVIEW in FY22 due to an increased Expenditure to Revenue Ratio compared to FY21. This is due to the budgeted operating deficit and is not unexpected.

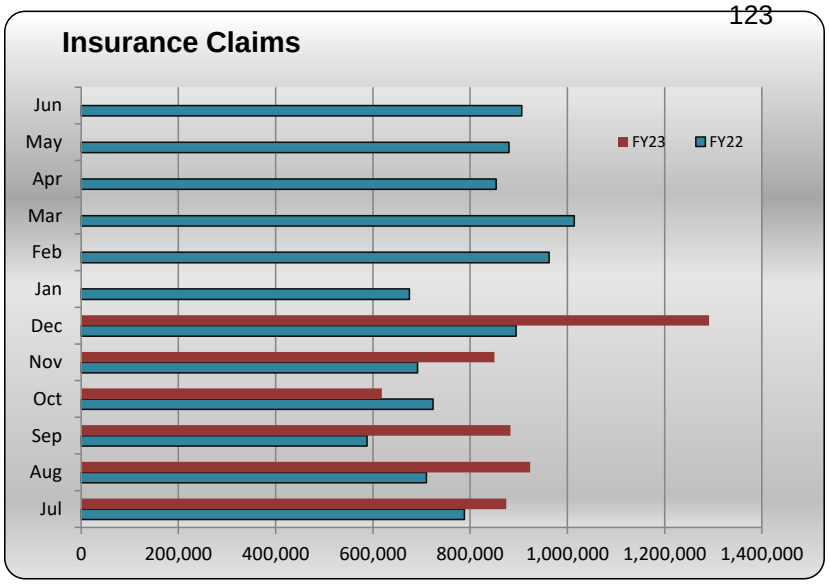

Huntley Community School District 158

650 Dr. John Burkey Drive
Algonquin, Illinois 60102
(847) 659-6158 • www.district158.org

December 2022 Dashboard

Treasury Detail

		Amount	Rates	Term
PMA Broker-Inv. Portfolio		34,316,079	0.501% to 4.24%	Mat. 9/24
PMA Broker - Other Funds		2,678,313	3.803% to 3.861%	
Fifth/Third		8,500,000	0.875% to 4.0%	Jan '23-'25
OakCreek		3,359	Security Deposit	
Harris Bank (See Recon.)		5,749,301	1.48%	
Cash Balance		**51,247,051**		

Please see attached investment summary report from PMA, Fifth/Third & UMB.

CDB Funds - Balances

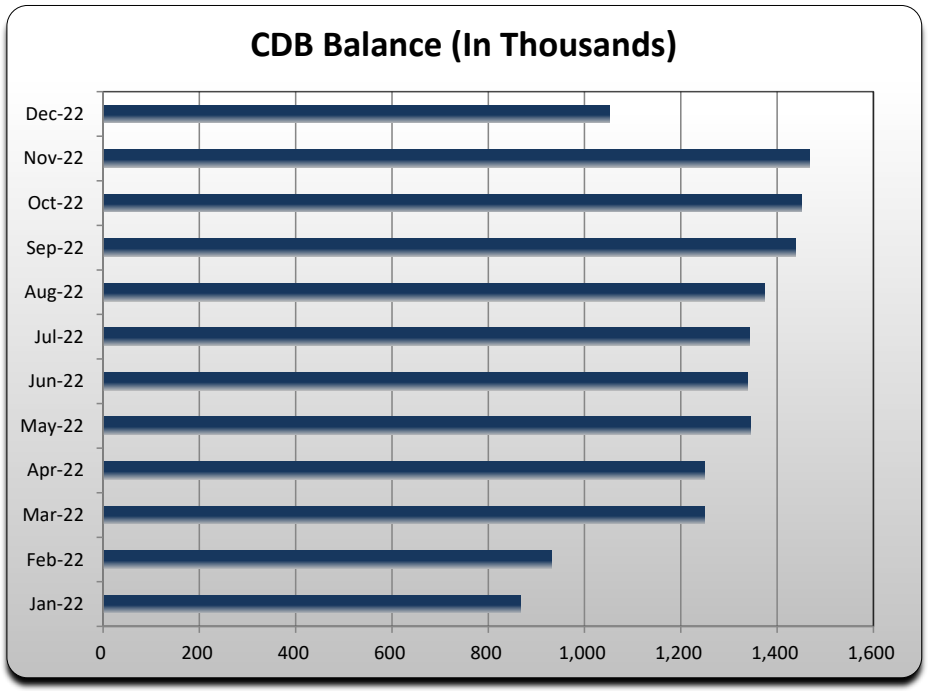

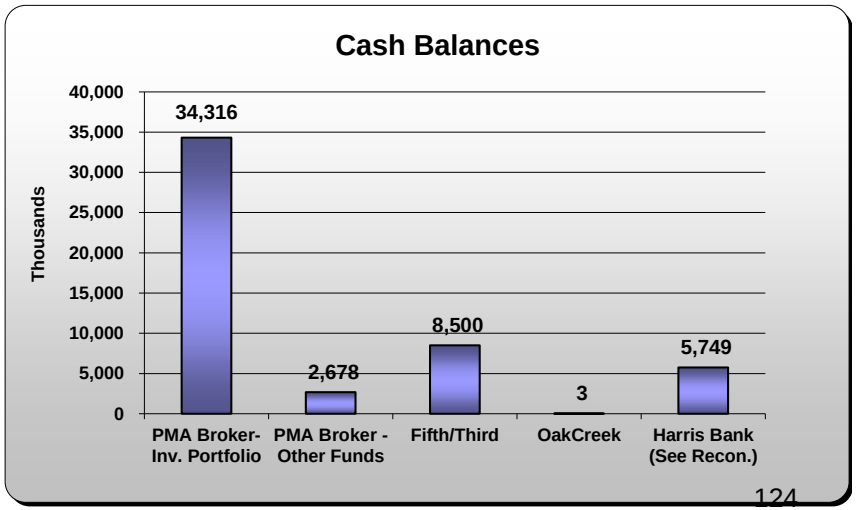

Harris Bank Reconciliation

December Harris Bank Balance	5,312,874.95
Student Activity Funds (Fund 10)	877,916.00
Plus Deposits in Transit	(3,174.99)
Less Outstanding Checks	(438,314.69)
Ending Harris Bank Balance	5,749,301.27

Interest/Dividend Earnings

	Harris	PMA	Total
January	923	699	1,622
February	930	397	1,327
March	432	2,421	2,853
April	821	861	1,682
May	1,125	2,660	3,785
June	1,279	20,619	21,898
July	2,236	21,291	23,527
August	2,374	22,126	24,500
September	2,436	50,815	53,251
October	3,780	108,990	112,770
November	3,260	117,963	121,223
December	3,793	158,691	162,484

ISDLAF+ Monthly Statement

Huntley Community School District 158

Please Note:
THE FUND WILL BE CLOSED JANUARY 16TH IN OBSERVANCE OF THE MARTIN LUTHER KING, JR. HOLIDAY

Activity Summary (10537-101) General Fund

12/1/2022 - 12/31/2022

Investment Pool Summary	LIQ	MAX
Beginning Balance	$26,491.23	$9,081,446.26
Dividends	$1,746.79	$12,464.60
Purchases	$13,731,641.80	$0.00
Redemptions	($8,700,000.00)	($9,081,446.26)
Ending Balance	$5,059,879.82	$12,464.60
Average Monthly Rate	3.803%	3.861%
Share Price	$1.000	$1.000
Total	**$5,059,879.82**	**$12,464.60**

Total Fixed Income	**$29,300,511.24**
	125
Account Total	**$34,372,855.66**

Your PMA Representative
Jake Goedken
(630) 657-6425
jgoedken@pmanetwork.com

Huntley Community School District 158
Mark Altmayer
650 Academic Drive
Algonquin, IL 60102

PMA Financial Network
2135 CityGate Lane, 7th Floor
Naperville, IL 60563

Transaction Activity (10537-101) General Fund

LIQ 12/1/2022 - 12/31/2022

Transaction	Trade Date	Settle Date	Description	Redemption	Purchase	Share Price	Shares this Transaction
10421529	12/21/2022	12/21/2022	FRI Maturity Purchase	$0.00	$6,092,062.51	$1.000	6,092,062.510
10422046	12/21/2022	12/21/2022	Phone Wire Redemption	($8,700,000.00)	$0.00	$1.000	(8,700,000.000)
10422047	12/21/2022	12/21/2022	Transfer Purchase From: 101 - General Fund	$0.00	$2,581,446.26	$1.000	2,581,446.260
3327239	12/22/2022	12/22/2022	Fund Purchase from FRI Interest, SEC - 49067 - UBS BANK USA	$0.00	$133.03	$1.000	133.030
3328518	12/29/2022	12/29/2022	Fund Purchase from FRI Maturity, SEC - 54387 - TREASURY BILL	$0.00	$5,058,000.00	$1.000	5,058,000.000
10433727	12/31/2022	12/31/2022	Dividend Reinvest	$0.00	$1,746.79	$1.000	1,746.790
				($8,700,000.00)	**$13,733,388.59**		**5,033,388.590**

Beginning Balance: $26,491.23 | Ending Balance: $5,059,879.82

126

Transaction Activity (10537-101) General Fund

MAX 12/1/2022 - 12/31/2022

Transaction	Trade Date	Settle Date	Description	Redemption	Purchase	Share Price	Shares this Transaction
10410694	12/07/2022	12/07/2022	Phone Wire Redemption	($4,000,000.00)	$0.00	$1.000	(4,000,000.000)
10419991	12/20/2022	12/20/2022	Phone Wire Redemption	($2,500,000.00)	$0.00	$1.000	(2,500,000.000)
10422047	12/21/2022	12/21/2022	Transfer Redemption To: 101 - General Fund	($2,581,446.26)	$0.00	$1.000	(2,581,446.260)
10433435	12/31/2022	12/31/2022	Dividend Reinvest	$0.00	$12,464.60	$1.000	12,464.600
				($9,081,446.26)	**$12,464.60**		**(9,068,981.660)**

Beginning Balance: $9,081,446.26 | Ending Balance: $12,464.60

127

SDA Transaction Activity (10537-101) General Fund

BANK OF CHINA 12/1/2022 - 12/31/2022

Code	Transaction	Holding Id	Settle Date	Description	Deposit	Withdrawals	Interest/Adjustment	Balance
5	4925166	SDA-1284775-1	12/21/2022	Withdrawal	$0.00	($6,092,062.51)	$0.00	$19,674,728.39
5	5105673	SDA-1284775-1	12/31/2022	Interest	$0.00	$0.00	$77,394.18	$19,752,122.57
					$0.00	**($6,092,062.51)**	**$77,394.18**	

Beginning Balance: $25,766,790.90 | Ending Balance: $19,752,122.57

128

Fixed Income Investments

Maturities 12/1/2022 - 12/31/2022

Type	Holding Id	Trade Date	Settle Date	Maturity Date	Description	Cost	Rate	Face/Par
SEC	54387-1	12/29/2022	06/30/2022	12/29/2022	TREASURY BILL, 912796R27	$4,999,672.55	2.340%	$5,058,000.00
						$4,999,672.55		**$5,058,000.00**

129

Fixed Income Investments

Interest 12/1/2022 - 12/31/2022

Type	Holding Id	Trade Date	Description	Interest
DTC	49067-1	12/22/2022	UBS BANK USA, 90348JT42	$133.03
SEC	54387-1	12/29/2022	TREASURY BILL, 912796R27, Security Interest	$58,327.45
SDA	1284775-1	12/31/2022	BANK OF CHINA, NY, Interest	$77,394.18
				$135,854.66

130

Current Portfolio

12/31/2022

Type	Code	Holding Id	Trade Date	Settle Date	Maturity Date	Description	Cost	Rate	NAV	Face/Par	Market Value
LIQ				12/31/2022		LIQ Account Balance	$5,059,879.82	3.803%	$1.000	$5,059,879.82	$5,059,879.82
MAX				12/31/2022		MAX Account Balance	$12,464.60	3.861%	$1.000	$12,464.60	$12,464.60
SDA	5	1284775-1	12/31/2022	12/31/2022		BANK OF CHINA, NY	$19,752,122.57	4.240%		$19,752,122.57	$19,752,122.57
SEC	6	54390-1	06/30/2022	06/30/2022	04/15/2023	US TREASURY N/B, 912828ZH6	$2,499,044.77	2.666%		$2,547,000.00	$2,517,350.37
SEC	6	54392-1	06/30/2022	07/01/2022	04/30/2023	US TREASURY N/B, 91282CBX8	$3,799,741.56	2.690%		$3,881,000.00	$3,827,636.25
SEC	6	54396-1	06/30/2022	06/30/2022	05/15/2023	US TREASURY N/B, 912828ZP8	$2,499,288.75	2.710%		$2,556,000.00	$2,513,866.90
DTC	N	49067-1	09/16/2021	09/22/2021	09/23/2024	UBS BANK USA, 90348JT42	$250,106.63	0.501%		$249,000.00	$232,605.34
DTC	N	49068-1	09/16/2021	09/22/2021	09/23/2024	GOLDMAN SACHS BANK USA, 38149MZY2	$250,104.32	0.501%		$249,000.00	$232,776.90
DTC	N	49066-1	09/16/2021	09/24/2021	09/24/2024	BMW BANK NORTH AMERICA, 05580AE26	$250,102.64	0.501%		$249,000.00	$232,752.25
							$34,372,855.66			**$34,555,466.99**	**$34,381,435.00**

Time and Dollar Weighted Average Portfolio Yield: 2.667%

Weighted Average Portfolio Maturity: 71.55 Days

Note: Weighted Yield & Weighted Average Portfolio Maturity are calculated using “Market Value” and are only based on the fixed rate investments.

Portfolio Summary

Type	Allocation (%)	Allocation ($)	Description
LIQ	14.721%	$5,059,879.82	LIQ Account
MAX	0.036%	$12,464.60	MAX Account
SDA	57.464%	$19,752,122.57	SDA Account
SEC	25.596%	$8,798,075.08	Securities
DTC	2.183%	$750,313.59	Certificate of Deposit

Index

Cost is comprised of the total amount you paid for the investment including any fees and commissions.

Rate is the average monthly rate for liquid investments or the rate on the last business day of the month for SDA investments or the yield to maturity or yield to worst for fixed term investments.

Face/Par is the amount received at maturity for fixed rate investments.

Market Value reflects the market value as reported by an independent third-party pricing service. Certificates of Deposit and other assets for which market pricing is not readily available from a third-party pricing service are listed at “Cost”.

Deposit Codes

5	IntraFi Network

Security Codes

6	Treasury Note
10	DTC CD

ISDLAF+ MONTHLY STATEMENT DISCLAIMER

Securities and municipal advisory brokerage services (investments purchased with proceeds from a municipal securities issuance), and investments cleared through our clearing firm, Pershing LLC, are offered through PMA Securities, LLC, a broker-dealer and municipal advisor registered with the SEC and MSRB, and a member of FINRA and SIPC. All other products and brokerage services are generally provided by PMA Financial Network, LLC. Thus, certificates of deposit ("CD"), savings deposit accounts ("SDA") and commercial paper ("CP") may be executed through either PMA entity, as applicable, depending on whether the investment was purchased with proceeds derived from the issuance of municipal securities. PMA Securities,LLC and PMA Financial Network,LLC are operated under common ownership and are affiliated with PMA Asset Management, LLC.

Fixed Rate Investment Activity

This section shows all of the fixed term investments purchased and sold, maturities, interest received, and activity. This will include all CD, SDA, CP, securities and money market funds purchased through PMA Financial Network,LLC or PMA Securities,LLC as applicable. It also shows the approximate market value of each security and DTC CD whose price is obtained from an independent source believed to be reliable. However, PMA cannot guarantee their accuracy. This data is provided for informational purposes only. Listed values should not be interpreted as an offer to buy or sell at a specific price. Other CDs and CP are listed at their original cost. Redemption of a CD prior to maturity may result in early withdrawal penalties. Market values are based on the last day of the month for which this report date range is ending. If the run date of this report is prior to the end of the current month, the market values are listed as equivalent to the cost values.

ISDLAF+ Activity

This section shows all of the client's transactions in ISDLAF+. The Average Rate represents the average net interest rate over the previous month which is then annualized. Income Summary represents the interest earned for the Month and Fiscal Year to Date. Information regarding the ISDLAF+ investment objectives, risks, charges and expenses can be found in the ISDLAF+ Information Statement, which can be obtained at www.iasbop2p.org/isdlaf/home or by calling PMA at the phone number listed. An investment in any series of ISDLAF+ is not a deposit of any bank, and is neither insured nor guaranteed by the Federal Deposit Insurance Corporation, the U.S. Government, any state governmental agency or ISDLAF+. Investors could lose money investing in any series of ISDLAF+, and there can be no assurance that any series of ISDLAF+ that seeks to maintain a stable net asset value of $1.00 per share will be able to do so.

Money Market Fund

The Rate shown for the money market fund represents the average net interest rate over the previous month which is then annualized. Information regarding the money market fund's investment objectives, risks, charges and expenses can be found in the money market fund's prospectus, which can be obtained by calling PMA at the phone numbers listed. The performance data featured represents past performance, which is no guarantee of future results. Investment returns will fluctuate. Current performance may be higher or lower than the performance data quoted. Please call PMA for the most recent performance figures.

The performance data featured represents past performance, which is no guarantee of future results. Investment returns will fluctuate. Current performance may be higher or lower than the performance data quoted. Please call PMA for the most recent performance figures.

133

Additional Disclosures

All funds, and/or securities are located and safe kept in an account under the client's name at their custodial bank. Any non-DTC CD listed is located in the client's name at the respective bank. Any money market fund shares are held directly with the money market fund. It is recommended that any oral communications be re-confirmed in writing to further protect your rights, including rights under the Securities Investor Protection Act.

Debt Securities

Some debt securities are subject to redemption prior to maturity. In the event of a partial or whole call of a security, the securities call will be automatically selected on a random basis as is customary in the securities industry. The probability that your securities will be selected is proportional to the amount of your holdings relative to the total holdings. Redemption prior to maturity could affect the yield represented. Additional information is available upon request.

A financial statement of PMA Securities,LLC is available for inspection at its office or a copy will be mailed to you upon written request.

PLEASE ADVISE PMA AND OUR CLEARING FIRM, PERSHING LLC, IMMEDIATELY OF ANY INACCURACY OR DISCREPANCY ON YOUR STATEMENT. FOR A CHANGE OF ADDRESS OR QUESTIONS REGARDING YOUR ACCOUNT, PLEASE NOTIFY YOUR PMA REPRESENTATIVE. ANY ORAL COMMUNICATIONS SHOULD BE RE-CONFIRMED IN WRITING.

How to Contact PMA

Please call (630) 657-6400 or write to us at PMA, 2135 CityGate Lane, 7th Floor, Naperville, Illinois 60563.

How to Contact Pershing, LLC

Please call (201) 413-3330 or write to Pershing, LLC, One Pershing Plaza, Jersey City, New Jersey, 07399

PMA Securities, LLC provides the following items of information pursuant to the Financial Industry Regulatory Authority ("FINRA") Rule 2267. (1) The FINRA BrokerCheck Hotline Number is 1-800-289-9999; (2) The FINRA Web site address is: www.finra.org.; and (3) FINRA publishes an investor brochure that includes information describing the FINRA BrokerCheck Program. This brochure is available by contacting FINRA at the above telephone number or on the FINRA website. PMA Securities,LLC is also registered as a municipal securities dealer and municipal advisor with the U.S. Securities and Exchange Commission and the Municipal Securities Rulemaking Board (MSRB). The MSRB website address is www.msrb.org. Investor brochures relating to municipal securities firms and municipal advisory firms are available and posted on the website of the MSRB that describe the protections that may be provided by the MSRB rules and how to file a complaint with an appropriate regulatory authority.

This page intentionally left blank.

ISDLAF+ Monthly Statement

Huntley Community School District 158

Please Note:
THE FUND WILL BE CLOSED JANUARY 16TH IN OBSERVANCE OF THE MARTIN LUTHER KING, JR. HOLIDAY

Activity Summary (10537-207) Cdb Proceeds (Municipal Advisory Account)

12/1/2022 - 12/31/2022

Investment Pool Summary	LIQ	MAX
Beginning Balance	$2,615,333.65	$54,353.76
Dividends	$8,447.15	$178.25
Purchases	$0.00	$0.00
Redemptions	$0.00	$0.00
Ending Balance	$2,623,780.80	$54,532.01
Average Monthly Rate	3.803%	3.861%
Share Price	$1.000	$1.000
Total	**$2,623,780.80**	**$54,532.01**

Total Fixed Income	**$0.00**
	135
Account Total	**$2,678,312.81**

Your PMA Representative
Jake Goedken
(630) 657-6425
jgoedken@pmanetwork.com

Huntley Community School District 158
Mark Altmayer
650 Academic Drive
Algonquin, IL 60102

PMA Financial Network
2135 CityGate Lane, 7th Floor
Naperville, IL 60563

Transaction Activity (10537-207) Cdb Proceeds

LIQ 12/1/2022 - 12/31/2022

Transaction	Trade Date	Settle Date	Description	Redemption	Purchase	Share Price	Shares this Transaction
10433390	12/31/2022	12/31/2022	Dividend Reinvest	$0.00	$8,447.15	$1.000	8,447.150
				$0.00	**$8,447.15**		**8,447.150**

Beginning Balance: $2,615,333.65 | Ending Balance: $2,623,780.80

136

Transaction Activity (10537-207) Cdb Proceeds

MAX 12/1/2022 - 12/31/2022

Transaction	Trade Date	Settle Date	Description	Redemption	Purchase	Share Price	Shares this Transaction
10433292	12/31/2022	12/31/2022	Dividend Reinvest	$0.00	$178.25	$1.000	178.250
				$0.00	**$178.25**		**178.250**

Beginning Balance: $54,353.76 | Ending Balance: $54,532.01

137

Current Portfolio

12/31/2022

Type	Code	Holding Id	Trade Date	Settle Date	Maturity Date	Description	Cost	Rate	NAV	Face/Par	Market Value
LIQ				12/31/2022		LIQ Account Balance	$2,623,780.80	3.803%	$1.000	$2,623,780.80	$2,623,780.80
MAX				12/31/2022		MAX Account Balance	$54,532.01	3.861%	$1.000	$54,532.01	$54,532.01
							$2,678,312.81			**$2,678,312.81**	**$2,678,312.81**

Time and Dollar Weighted Average Portfolio Yield: n/a

Weighted Average Portfolio Maturity: n/a

Note: Weighted Yield & Weighted Average Portfolio Maturity are calculated using “Market Value” and are only based on the fixed rate investments.

Portfolio Summary

Type	Allocation (%)	Allocation ($)	Description
LIQ	97.964%	$2,623,780.80	LIQ Account
MAX	2.036%	$54,532.01	MAX Account

138

Index

Cost is comprised of the total amount you paid for the investment including any fees and commissions.

Rate is the average monthly rate for liquid investments or the rate on the last business day of the month for SDA investments or the yield to maturity or yield to worst for fixed term investments.

Face/Par is the amount received at maturity for fixed rate investments.

Market Value reflects the market value as reported by an independent third-party pricing service. Certificates of Deposit and other assets for which market pricing is not readily available from a third-party pricing service are listed at “Cost”.

ISDLAF+ MONTHLY STATEMENT DISCLAIMER

Securities and municipal advisory brokerage services (investments purchased with proceeds from a municipal securities issuance), and investments cleared through our clearing firm, Pershing LLC, are offered through PMA Securities, LLC, a broker-dealer and municipal advisor registered with the SEC and MSRB, and a member of FINRA and SIPC. All other products and brokerage services are generally provided by PMA Financial Network, LLC. Thus, certificates of deposit ("CD"), savings deposit accounts ("SDA") and commercial paper ("CP") may be executed through either PMA entity, as applicable, depending on whether the investment was purchased with proceeds derived from the issuance of municipal securities. PMA Securities,LLC and PMA Financial Network,LLC are operated under common ownership and are affiliated with PMA Asset Management, LLC.

Fixed Rate Investment Activity

This section shows all of the fixed term investments purchased and sold, maturities, interest received, and activity. This will include all CD, SDA, CP, securities and money market funds purchased through PMA Financial Network,LLC or PMA Securities,LLC as applicable. It also shows the approximate market value of each security and DTC CD whose price is obtained from an independent source believed to be reliable. However, PMA cannot guarantee their accuracy. This data is provided for informational purposes only. Listed values should not be interpreted as an offer to buy or sell at a specific price. Other CDs and CP are listed at their original cost. Redemption of a CD prior to maturity may result in early withdrawal penalties. Market values are based on the last day of the month for which this report date range is ending. If the run date of this report is prior to the end of the current month, the market values are listed as equivalent to the cost values.

ISDLAF+ Activity

This section shows all of the client's transactions in ISDLAF+. The Average Rate represents the average net interest rate over the previous month which is then annualized. Income Summary represents the interest earned for the Month and Fiscal Year to Date. Information regarding the ISDLAF+ investment objectives, risks, charges and expenses can be found in the ISDLAF+ Information Statement, which can be obtained at www.iasbop2p.org/isdlaf/home or by calling PMA at the phone number listed. An investment in any series of ISDLAF+ is not a deposit of any bank, and is neither insured nor guaranteed by the Federal Deposit Insurance Corporation, the U.S. Government, any state governmental agency or ISDLAF+. Investors could lose money investing in any series of ISDLAF+, and there can be no assurance that any series of ISDLAF+ that seeks to maintain a stable net asset value of $1.00 per share will be able to do so.

Money Market Fund

The Rate shown for the money market fund represents the average net interest rate over the previous month which is then annualized. Information regarding the money market fund's investment objectives, risks, charges and expenses can be found in the money market fund's prospectus, which can be obtained by calling PMA at the phone numbers listed. The performance data featured represents past performance, which is no guarantee of future results. Investment returns will fluctuate. Current performance may be higher or lower than the performance data quoted. Please call PMA for the most recent performance figures.

The performance data featured represents past performance, which is no guarantee of future results. Investment returns will fluctuate. Current performance may be higher or lower than the performance data quoted. Please call PMA for the most recent performance figures.

139

Additional Disclosures

All funds, and/or securities are located and safe kept in an account under the client's name at their custodial bank. Any non-DTC CD listed is located in the client's name at the respective bank. Any money market fund shares are held directly with the money market fund. It is recommended that any oral communications be re-confirmed in writing to further protect your rights, including rights under the Securities Investor Protection Act.

Debt Securities

Some debt securities are subject to redemption prior to maturity. In the event of a partial or whole call of a security, the securities call will be automatically selected on a random basis as is customary in the securities industry. The probability that your securities will be selected is proportional to the amount of your holdings relative to the total holdings. Redemption prior to maturity could affect the yield represented. Additional information is available upon request.

A financial statement of PMA Securities,LLC is available for inspection at its office or a copy will be mailed to you upon written request.

PLEASE ADVISE PMA AND OUR CLEARING FIRM, PERSHING LLC, IMMEDIATELY OF ANY INACCURACY OR DISCREPANCY ON YOUR STATEMENT. FOR A CHANGE OF ADDRESS OR QUESTIONS REGARDING YOUR ACCOUNT, PLEASE NOTIFY YOUR PMA REPRESENTATIVE. ANY ORAL COMMUNICATIONS SHOULD BE RE-CONFIRMED IN WRITING.

How to Contact PMA

Please call (630) 657-6400 or write to us at PMA, 2135 CityGate Lane, 7th Floor, Naperville, Illinois 60563.

How to Contact Pershing, LLC

Please call (201) 413-3330 or write to Pershing, LLC, One Pershing Plaza, Jersey City, New Jersey, 07399

PMA Securities, LLC provides the following items of information pursuant to the Financial Industry Regulatory Authority ("FINRA") Rule 2267. (1) The FINRA BrokerCheck Hotline Number is 1-800-289-9999; (2) The FINRA Web site address is: www.finra.org.; and (3) FINRA publishes an investor brochure that includes information describing the FINRA BrokerCheck Program. This brochure is available by contacting FINRA at the above telephone number or on the FINRA website. PMA Securities,LLC is also registered as a municipal securities dealer and municipal advisor with the U.S. Securities and Exchange Commission and the Municipal Securities Rulemaking Board (MSRB). The MSRB website address is www.msrb.org. Investor brochures relating to municipal securities firms and municipal advisory firms are available and posted on the website of the MSRB that describe the protections that may be provided by the MSRB rules and how to file a complaint with an appropriate regulatory authority.

This page intentionally left blank.

ENV# CEBNGWHWBBMFQTL_BBBBB
FIFTH THIRD SECURITIES, INC.
MD 1MOB2A
5050 KINGSLEY DRIVE
CINCINNATI, OH 45263

SP 02 016737 92581 H 53 ASNGLP

HUNTLEY COMMNTY SCHL DISTRICT
158
650 DR JOHN BURKEY DR
ALGONQUIN IL 60102

Fifth Third Securities

STATEMENT FOR THE PERIOD DECEMBER 1, 2022 TO DECEMBER 31, 2022

HUNTLEY COMMUNITY SCHOOL DISTRICT 158 - Unincorporated Assn
Account Number: 069-197088

141

For questions about your accounts:
In-State: 312 876 6630
National: 888 889 1025

By the courtesy of:
Pellegrino & S Shah

TOTAL VALUE OF YOUR PORTFOLIO **$8,411,499.22**

FOR YOUR INFORMATION

Fifth Third Securities, Inc. Investments offered through Fifth Third Securities, Inc., member FINRA/SIPC

CHANGE IN VALUE OF YOUR PORTFOLIO

$ millions

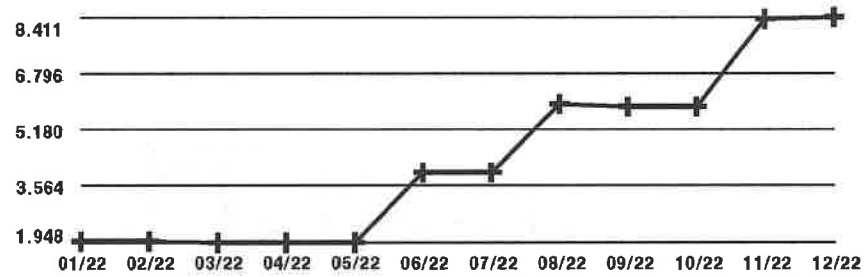

Change In Value Of Your Portfolio information can be found in Miscellaneous Footnotes at the end of this statement.

Statement for the Period December 1, 2022 to December 31, 2022

HUNTLEY COMMUNITY SCHOOL DISTRICT 158 - Unincorporated Assn
Account Number: 069-197088

Fifth Third Securities

Account Overview

142

CHANGE IN ACCOUNT VALUE

	Current Period	*Year-to-Date*
BEGINNING VALUE	$8,371,700.69	$0.00
Additions and Withdrawals	$0.00	$8,500,000.00
Misc. & Corporate Actions	$0.00	$0.00
Income	$17,750.41	$44,820.04
Taxes, Fees and Expenses	$0.00	$0.00
Change in Value	$22,048.12	($133,320.82)
ENDING VALUE (AS OF 12/31/22)	$8,411,499.22	$8,411,499.22

Refer to Miscellaneous Footnotes for more information on Change in Value.

INCOME

TAXABLE	*Current Period*	*Year-to-Date*
Taxable Dividends	$1,623.43	$3,921.43
Taxable Interest	$16,126.98	$40,898.61
TOTAL TAXABLE	$17,750.41	$44,820.04
TOTAL INCOME	**$17,750.41**	**$44,820.04**

Taxable income is determined based on information available to NFS at the time the statement was prepared, and is subject to change. Final information on taxation of interest and dividends is available on Form 1099-Div, which is mailed in February of the subsequent year.

ACCOUNT ALLOCATION

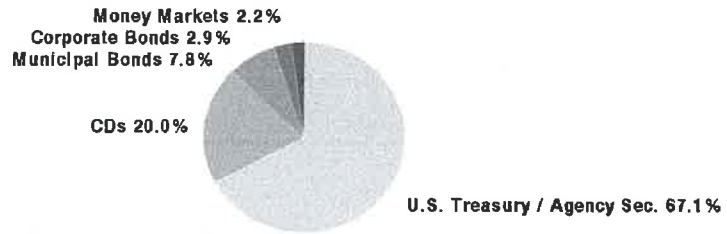

	Percent	*Prior Period*	*Current Period*
Money Markets	2.2 %	$164,506.22	$182,256.63
CDs	20.0	$1,669,697.05	$1,679,364.75
Corporate Bonds	2.9	$247,122.50	$246,680.00
Municipal Bonds	7.8	$657,904.20	$659,014.20
U.S. Treasury / Agency Sec.	67.1	$5,632,470.72	$5,644,183.64
TOTAL	**100.0 %**	**$8,371,700.69**	**$8,411,499.22**

***Account Allocation** shows the percentage that each asset class represents of your total account value. Account Allocation for equities, fixed income, and other categories may include mutual funds and may be net of short positions. NFS has made assumptions concerning how certain mutual funds are allocated. Closed-end mutual funds and Exchange Traded Products (ETPs) listed on an exchange may be included in the equity allocation. The chart may not reflect your actual portfolio allocation. Consult your broker/dealer prior to making investment decisions.*

MESSAGES AND ALERTS

Customers wishing to learn more about their investment professional can contact the FINRA BrokerCheck Hotline Number at 1-800-289-9999 or visit the FINRA Regulation website www.finra.org. Customers can also obtain an investor brochure that includes information describing the FINRA BrokerCheck program by contacting Brokerage Operations 1-888-889-1025.

Please note that the FDIC insured deposit at Fifth Third Bank under the Fifth Third BD Program is not covered by SIPC. The FDIC insured deposit is eligible for FDIC insurance subject to FDIC coverage limits at the time funds are deposited at Fifth Third Bank. As referenced in the Fifth Third BD Program disclosure document, clients are responsible for monitoring their total assets at Fifth Third Bank to determine the extent of available FDIC coverage.

Statement for the Period December 1, 2022 to December 31, 2022

HUNTLEY COMMUNITY SCHOOL DISTRICT 158 - Unincorporated Assn
Account Number: 069-197088

Fifth Third Securities

Account Overview *continued*

MESSAGES AND ALERTS *continued*

Customers wishing to learn more about how an order is routed or executed should notify their investment professional in writing. Pursuant to SEC rules, customers can request details on the identity of the venue to which their orders were routed for execution. A written report will be furnished upon request. To learn more about how your order is routed online, please visit https://www.53.com/investments.

Fifth Third Securities reminds you to please promptly report any inaccuracies or discrepancies in your account to Brokerage Operations by calling 1-888-889-1025. Please reconfirm any oral communications in writing to your investment professional to further protect your rights under the Securities Investor Protection Act SIPA. Visit 53.com/FTSdisclosure to find important disclosures for retail investors, which includes information on the services our firm offers, fees, costs, and conflicts of interest.

143

Fifth Third Securities

Holdings

NFS-provided cost basis, realized gain (loss) and holding period information may not reflect all adjustments necessary for tax purposes. Please refer to Footnotes and Cost Basis Information at the end of this statement for more information.

For additional information regarding your holdings, please refer to the footnotes at the end of the statement.

Client Investment - Reflects the amount from share purchases, transfers and conversions that have customer or third party provided cost basis. The amount does not reflect all account activity, including, but not limited to shares acquired via certain corporate actions, gifted/inherited, date of death step-up, or dividend reinvestments. The amount may fluctuate over time based on activity within the account due to buying, transferring or converting additional shares or selling all or part of a security. Transfers or conversions that do not have cost basis will not be reflected in the Client Investment amount. The reflected Client Investment amount does not represent your cost basis reported on IRS Form 1099-B, as it is a separate calculation.

CASH AND CASH EQUIVALENTS - 2.17% of Total Account Value

Description	Symbol/Cusip Account Type	Quantity	Price on 12/31/22	Current Market Value	Estimated Annual Income
Money Markets					
FEDERATED HERMES GOVT OBLIGATIONS IS 7 DAY YIELD 4.09% Dividend Option Cash Capital Gain Option Cash	GOIXX CASH	182,256.63	$1.00	$182,256.63	
Total Cash and Cash Equivalents				**$182,256.63**	

144

Statement for the Period December 1, 2022 to December 31, 2022

HUNTLEY COMMUNITY SCHOOL DISTRICT 158 - Unincorporated Assn
Account Number: 069-197088

Fifth Third Securities

HOLDINGS > FIXED INCOME - 97.83% of Total Account Value

ALERT: You have a fixed income position due to mature within the next 90 days.

For an explanation of fixed income pricing, please see the last page. Redemption schedule(s), bond rating(s), and other information are provided where available. If information does not appear regarding a particular investment, it is not available.

Copyright 2022, S&P Global Market Intelligence. Reproduction of any information, data or material, including ratings ("Content") in any form is prohibited except with the prior written permission of the relevant party. Such party, its affiliates and suppliers ("Content Providers") do not guarantee the accuracy, adequacy, completeness, timeliness or availability of any Content and are not responsible for any errors or omissions (negligent or otherwise), regardless of the cause, or for the results obtained from the use of such Content. In no event shall Content Providers be liable for any damages, costs, expenses, legal fees, or losses (including lost income or lost profit and opportunity costs) in connection with any use of the Content. A reference to a particular investment or security, a rating or any observation concerning an investment that is part of the Content is not a recommendation to buy, sell or hold such investment or security, does not address the suitability of an investment or security and should not be relied on as investment advice. Credit ratings are statements of opinions and are not statements of fact.

Moody's© Copyright 2022, Moody's Investors Service, Inc. ("Moody's"). Moody's ratings ("Ratings") are proprietary to Moody's or its affiliates and are protected by copyright and other intellectual property laws. Ratings are licensed to Licensee by Moody's. RATINGS MAY NOT BE COPIED OR OTHERWISE REPRODUCED, REPACKAGED, FURTHER TRANSMITTED, TRANSFERRED, DISSEMINATED, REDISTRIBUTED OR RESOLD, OR STORED FOR SUBSEQUENT USE FOR ANY SUCH PURPOSE, IN WHOLE OR IN PART, IN ANY FORM OR MANNER OR BY ANY MEANS WHATSOEVER, BY ANY PERSON WITHOUT MOODY'S PRIOR WRITTEN CONSENT. Moody's® is a registered trademark.

145

Description	Symbol/Cusip Account Type	Quantity	Estimated Price on 12/31/22	Estimated Current Market Value	Estimated Annual Income	Original/Adjusted Cost Basis		Unrealized Gain (Loss)
Corporate Bonds								
JPMORGAN CHASE FINL CO LLC SER A MTN 4.15000% 08/30/2024 MOODY'S A1 /S&P A- CPN PMT SEMI-ANNUAL ON FEB 28, AUG 28 1ST CPN DTE 02/28/2023 Next Interest Payable: 02/28/23 CALLABLE ON 08/31/2023 @ 100.0000 Accrued Interest $3458.33 Average Unit Cost $100.00 Client Investment $250,000.00	48133MBT6 CASH	250,000	$98.672	$246,680.00	$10,375.00	$250,000.00		
Adjusted Cost Basis						$250,000.00	D	($3,320.00)

CDs

Certificates of Deposit (CDs), including Market Indexed CD s and Market Linked CDs (collectively, MCDs) are generally shown at estimated market prices based upon a matrix or model pricing method that may not represent the actual price if sold prior to maturity. However, CDs and MCDs may be shown at face value for up to seven calendar days from date of issue if estimated market prices have not been received from a third party pricing vendor. The actual value of CDs and MCDs may be different from their purchase price. CDs and MCDs are subject to interest rate risk. The estimated market price reflected for MCDs may not be based on the actual closing value of the linked market index on the final maturity date and the market value of MCDs may not correspond directly to increases or decreases in the underlying linked market index. You may sell CDs or MCDs in the secondary market subject to market conditions. The secondary market for CDs and MCDs is generally illiquid. If sold prior to maturity, the value of MCDs may be less than the purchase amount or face value. The sale or redemption of any fixed income security prior to maturity may result in a substantial gain or loss, and an early withdrawal penalty may apply. Certain MCDs may only be redeemed on pre-specified liquidation dates and may have call features that allow the issuer to call the MCD prior to maturity. Certain Step Rate CDs are also subject to reinvestment risk if call provisions are exercised by the issuer and if a CD with a comparable rate is not available.

See sales materials or contact your broker/dealer for additional information.

STATE BK INDIA NEW YORK NY CD 2.90000%	856285P96	245,000	$0.99251	$243,164.95		$245,000.00		

HOLDINGS > FIXED INCOME *continued*

Description	Symbol/Cusip Account Type	Quantity	Estimated Price on 12/31/22	Estimated Current Market Value	Estimated Annual Income	Original/Adjusted Cost Basis		Unrealized Gain (Loss)
STATE BK INDIA NEW YORK NY CD 2.90000%	856285P96	***continued***						
07/07/2023 FDIC INSURED	CASH							
CPN PMT @ MATURITY								
ON JUL 07								
1ST CPN DTE 07/07/2023								
Accrued Interest $3464.90								
Average Unit Cost $1.00								
Client Investment $245,000.00								
Adjusted Cost Basis						$245,000.00	D	($1,835.05)
BANK HAPOALIM B M NEW YORK CD 3.00000%	06251A4G2	245,000	$0.98372	$241,011.40	$7,350.00	$245,000.00		
12/29/2023 FDIC INSURED	CASH							
CPN PMT SEMI-ANNUAL								
ON DEC 30, JUN 30								
Next Interest Payable: 06/30/23								
Estimated Yield 3.05%								
Accrued Interest $40.27								
Average Unit Cost $1.00								
Client Investment $245,000.00								
Adjusted Cost Basis						$245,000.00	D	($3,988.60)
CAPITAL ONE NATL ASSN VA CD 3.30000%	14042RSH5	245,000	$0.98101	$240,347.45	$8,085.00	$245,000.00		
07/01/2024 FDIC INSURED	CASH							
CPN PMT SEMI-ANNUAL								
ON DEC 29, JUN 29								
Next Interest Payable: 06/29/23								
Estimated Yield 3.36%								
Accrued Interest $66.45								
Average Unit Cost $1.00								
Client Investment $245,000.00								
Adjusted Cost Basis						$245,000.00	D	($4,652.55)
CAPITAL ONE NATL ASSN VA CD 3.30000%	14042THC4	245,000	$0.98101	$240,347.45	$8,085.00	$245,000.00		
07/01/2024 FDIC INSURED	CASH							
CPN PMT SEMI-ANNUAL								
ON DEC 29, JUN 29								
Next Interest Payable: 06/29/23								
Estimated Yield 3.36%								
Accrued Interest $66.45								
Average Unit Cost $1.00								
Client Investment $245,000.00								

Statement for the Period December 1, 2022 to December 31, 2022

HUNTLEY COMMUNITY SCHOOL DISTRICT 158 - Unincorporated Assn
Account Number: 069-197088

Fifth Third Securities

HOLDINGS > FIXED INCOME *continued*

Description	Symbol/Cusip Account Type	Quantity	Estimated Price on 12/31/22	Estimated Current Market Value	Estimated Annual Income	Original/Adjusted Cost Basis		Unrealized Gain (Loss)
CAPITAL ONE NATL ASSN VA CD 3.30000%	14042THC4	***continued***						
Adjusted Cost Basis						$245,000.00	D	($4,652.55)
ALLY BK SANDY UTAH CD 3.20000%	02007GUR2	245,000	$0.97326	$238,448.70	$7,840.00	$245,000.00		
01/07/2025 FDIC INSURED	CASH							
CPN PMT SEMI-ANNUAL								
ON JAN 07, JUL 07								
1ST CPN DTE 01/07/2023								
Next Interest Payable: 01/07/23								
Estimated Yield 3.28%								
Accrued Interest $3823.34								
Average Unit Cost $1.00								
Client Investment $245,000.00								
Adjusted Cost Basis						$245,000.00	D	($6,551.30)
SYNCHRONY BANK CD 3.35000% 07/01/2025	87165GR95	245,000	$0.97102	$237,899.90	$8,207.50	$245,000.00		
FDIC INSURED	CASH							
CPN PMT SEMI-ANNUAL								
ON JAN 01, JUL 01								
1ST CPN DTE 01/01/2023								
Next Interest Payable: 01/03/23								
Estimated Yield 3.45%								
Accrued Interest $4137.48								
Average Unit Cost $1.00								
Client Investment $245,000.00								
Adjusted Cost Basis						$245,000.00	D	($7,100.10)
SALLIE MAE BK MURRAY UTAH CD 3.40000%	795451BQ5	245,000	$0.97202	$238,144.90	$8,330.00	$245,000.00		
07/07/2025 FDIC INSURED	CASH							
CPN PMT SEMI-ANNUAL								
ON JAN 06, JUL 06								
1ST CPN DTE 01/06/2023								
Next Interest Payable: 01/06/23								
Estimated Yield 3.49%								
Accrued Interest $4085.12								
Average Unit Cost $1.00								
Client Investment $245,000.00								
Adjusted Cost Basis						$245,000.00	D	($6,855.10)
Total CDs		**1,715,000**		**$1,679,364.75**	**$47,897.50**	**$1,715,000.00**		**($35,635.25)**

147

HOLDINGS > FIXED INCOME *continued*

Description	Symbol/Cusip Account Type	Quantity	Estimated Price on 12/31/22	Estimated Current Market Value	Estimated Annual Income	Original/Adjusted Cost Basis		Unrealized Gain (Loss)
Municipal Bonds								
DOWNERS GROVE ILL TAXABLE GO REF BDS 01.46800% 01/01/2024 SER. 2020 UNLIMITED GEN OBLIG S&P AAA CPN PMT SEMI-ANNUAL ON JUL 01, JAN 01 Next Interest Payable: 01/01/23 Accrued Interest $1651.50 Average Unit Cost $97.19 Client Investment $218,675.25	260741SE4 CASH	225,000	$97.059	$218,382.75	$3,303.00	$218,675.25		
Adjusted Cost Basis						$218,675.25	D	($292.50)
Unrealized Market Discount Income	$1,546.53 Q							
WILL &KENDALL CNTYS ILL CMNTY CONS SCH 03.00000% 01/01/2024 DIST NO 202 TAXABLE GO LTD SCH BDS SER. 2016 A LIMITED GEN OBLIG MOODY'S Aa2 CPN PMT SEMI-ANNUAL ON JUL 01, JAN 01 Next Interest Payable: 01/01/23 Accrued Interest $2700.00 Average Unit Cost $101.68 Client Investment $185,796.00	968648ZN8 CASH	180,000	$98.538	$177,368.40	$5,400.00	$185,796.00		
Adjusted Cost Basis						$183,028.64	D	($5,660.24)
YTD Amortized Premium	$1,267.70 E							
KANE COOK & DU PAGE CNTYS ILL CMNTY 00.52000% 12/15/2024 COLLEGE DIST NO 509 TAXABLE GO REF BDS SER. 2021 A UNLIMITED GEN OBLIG MOODY'S Aaa CPN PMT SEMI-ANNUAL ON JUN 15, DEC 15 Next Interest Payable: 06/15/23 Accrued Interest $65.87 Average Unit Cost $97.03 Client Investment $276,546.90	483854HT5 CASH	285,000	$92.373	$263,263.05	$1,482.00	$276,546.90		
Adjusted Cost Basis						$276,546.90	D	($13,283.85)

Statement for the Period December 1, 2022 to December 31, 2022

HUNTLEY COMMUNITY SCHOOL DISTRICT 158 - Unincorporated Assn
Account Number: 069-197088

Fifth Third Securities

HOLDINGS > FIXED INCOME *continued*

Description	Symbol/Cusip Account Type	Quantity	Estimated Price on 12/31/22	Estimated Current Market Value	Estimated Annual Income	Original/Adjusted Cost Basis		Unrealized Gain (Loss)
KANE COOK & DU PAGE CNTYS ILL CMNTY	483854HT5	***continued***						
Unrealized Market Discount Income	$2,657.60 Q							
Total Municipal Bonds		**690,000**		**$659,014.20**	**$10,185.00**	**$678,250.79**		**($19,236.59)**
U.S. Treasury / Agency Securities								
UNITED STATES TREAS SER AV-2023 0.12500%	91282CBG5	250,000	$99.699	$249,247.50	$312.50	$248,554.69		
01/31/2023 NTS NOTE	CASH							
MOODY'S Aaa								
CPN PMT SEMI-ANNUAL								
ON JUL 31, JAN 31								
Next Interest Payable: 01/31/23								
Accrued Interest $130.77								
Average Unit Cost $99.42								
Client Investment $248,554.69								
Adjusted Cost Basis						$248,554.69	D	$692.81
Unrealized Market Discount Income	$1,324.33 Q							
UNITED STATES TREAS SER Y-2023 2.75000%	9128284L1	250,000	$99.441	$248,602.50	$6,875.00	$249,342.50		
04/30/2023 NTS NOTE	CASH							
MOODY'S Aaa								
CPN PMT SEMI-ANNUAL								
ON OCT 31, APR 31								
Next Interest Payable: 04/30/23								
Accrued Interest $1177.49								
Average Unit Cost $99.74								
Client Investment $249,342.50								
Adjusted Cost Basis						$249,342.50	D	($740.00)
Unrealized Market Discount Income	$328.37 Q							
FEDERAL HOME LOAN BANKS NOTE ZERO CPN	313384HE2	2,500,000	$97.89	$2,447,250.00		$2,429,850.75		$17,399.25
0.00000% 06/22/2023	CASH							
Average Unit Cost $97.19								
Client Investment $2,429,850.75								
UNITED STATES TREAS SER M-2023 1.37500%	912828S35	289,000	$98.426	$284,451.14	$3,973.75	$290,713.77		
06/30/2023 NTS NOTE	CASH							
MOODY'S Aaa								
CPN PMT SEMI-ANNUAL								
ON DEC 31, JUN 31								
Next Interest Payable: 06/30/23								

149

HOLDINGS > FIXED INCOME *continued*

Description	Symbol/Cusip Account Type	Quantity	Estimated Price on 12/31/22	Estimated Current Market Value	Estimated Annual Income	Original/Adjusted Cost Basis		Unrealized Gain (Loss)
UNITED STATES TREAS SER M-2023 1.37500%	912828S35	***continued***						
Accrued Interest $10.98								
Average Unit Cost $100.21								
Client Investment $290,713.77								
Adjusted Cost Basis						$289,610.77	D	($5,159.63)
YTD Amortized Premium	$495.13 E							
UNITED STATES TREAS SER AE-2023 2.87500%	9128285K2	250,000	$98.504	$246,260.00	$7,187.50	$249,202.50		
10/31/2023 NTS NOTE	CASH							
MOODY'S Aaa								
CPN PMT SEMI-ANNUAL								
ON APR 30, OCT 30								
Next Interest Payable: 04/30/23								
Accrued Interest $1231.01								
Average Unit Cost $99.68								
Client Investment $249,202.50								
Adjusted Cost Basis						$249,202.50	D	($2,942.50)
Unrealized Market Discount Income	$233.18 Q							
FEDERAL HOME LOAN BA SER IB-9023	3130AQTM5	250,000	$96.542	$241,355.00	$3,000.00	$250,000.00		
1.20000% 11/28/2023	CASH							
MOODY'S Aaa /S&P AA+								
CPN PMT SEMI-ANNUAL								
ON AUG 28, FEB 28								
Next Interest Payable: 05/28/23								
CALLABLE ON 01/28/2023 @ 100.0000								
Accrued Interest $1025.00								
Average Unit Cost $100.00								
Client Investment $250,000.00								
Adjusted Cost Basis						$250,000.00	D	($8,645.00)
UNITED STATES TREAS SER AW-2024 0.87500%	91282CDV0	250,000	$95.949	$239,872.50	$2,187.50	$248,691.41		
01/31/2024 NTS NOTE	CASH							
MOODY'S Aaa								
CPN PMT SEMI-ANNUAL								
ON JUL 31, JAN 31								
Next Interest Payable: 01/31/23								
Accrued Interest $915.42								
Average Unit Cost $99.48								
Client Investment $248,691.41								
Adjusted Cost Basis						$248,691.41	D	($8,818.91)

Statement for the Period December 1, 2022 to December 31, 2022

HUNTLEY COMMUNITY SCHOOL DISTRICT 158 - Unincorporated Assn
Account Number: 069-197088

Fifth Third Securities

HOLDINGS > FIXED INCOME *continued*

Description	Symbol/Cusip Account Type	Quantity	Estimated Price on 12/31/22	Estimated Current Market Value	Estimated Annual Income	Original/Adjusted Cost Basis		Unrealized Gain (Loss)
UNITED STATES TREAS SER AW-2024 0.87500%	91282CDV0	***continued***						
Unrealized Market Discount Income	$595.62 Q							
UNITED STATES TREAS SER BA-2024 2.50000%	91282CEK3	250,000	$97.156	$242,890.00	$6,250.00	$246,662.50		
04/30/2024 NTS NOTE	CASH							
MOODY'S Aaa								
CPN PMT SEMI-ANNUAL								
ON OCT 31, APR 31								
Next Interest Payable: 04/30/23								
Accrued Interest $1070.44								
Average Unit Cost $98.67								
Client Investment $246,662.50								
Adjusted Cost Basis						$246,662.50	D	($3,772.50)
Unrealized Market Discount Income	$654.08 Q							
UNITED STATES TREAS SER BC-2024 2.50000%	91282CER8	250,000	$97.02	$242,550.00	$6,250.00	$246,805.00		
05/31/2024 NTS NOTE	CASH							
MOODY'S Aaa								
CPN PMT SEMI-ANNUAL								
ON NOV 30, MAY 30								
Next Interest Payable: 05/31/23								
Accrued Interest $549.45								
Average Unit Cost $98.72								
Client Investment $246,805.00								
Adjusted Cost Basis						$246,805.00	D	($4,255.00)
Unrealized Market Discount Income	$618.09 Q							
FEDERAL HOME LOAN BA SER 1H-9024	3130AQRP0	250,000	$94.497	$236,242.50	$3,500.00	$250,000.00		
1.40000% 08/23/2024	CASH							
MOODY'S Aaa /S&P AA+								
CPN PMT SEMI-ANNUAL								
ON AUG 23, FEB 23								
Next Interest Payable: 02/23/23								
CALLABLE ON 02/23/2023 @ 100.0000								
Accrued Interest $1244.44								
Average Unit Cost $100.00								
Client Investment $250,000.00								
Adjusted Cost Basis						$250,000.00	D	($13,757.50)
UNITED STATES TREAS SER AJ-2025 1.12500%	91282CDS7	250,000	$93.582	$233,955.00	$2,812.50	$248,154.30		
01/15/2025 NTS NOTE	CASH							
MOODY'S Aaa								

151

HOLDINGS > FIXED INCOME *continued*

Description	Symbol/Cusip Account Type	Quantity	Estimated Price on 12/31/22	Estimated Current Market Value	Estimated Annual Income	Original/Adjusted Cost Basis		Unrealized Gain (Loss)
UNITED STATES TREAS SER AJ-2025 1.12500%	91282CDS7	***continued***						
CPN PMT SEMI-ANNUAL								
ON JUL 15, JAN 15								
Next Interest Payable: 01/15/23								
Accrued Interest $1299.25								
Average Unit Cost $99.26								
Client Investment $248,154.30								
Adjusted Cost Basis						$248,154.30	D	($14,199.30)
Unrealized Market Discount Income	$567.03 Q							
FEDERAL HOME LOAN BA SER 1N-9025	3130ASLP2	250,000	$97.487	$243,717.50	$8,750.00	$250,000.00		
3.50000% 01/21/2025	CASH							
MOODY'S Aaa /S&P AA+								
CPN PMT SEMI-ANNUAL								
ON JAN 21, JUL 21								
1ST CPN DTE 01/21/2023								
Next Interest Payable: 01/21/23								
CALLABLE ON 07/21/2023 @ 100.0000								
Accrued Interest $3888.89								
Average Unit Cost $100.00								
Client Investment $250,000.00								
Adjusted Cost Basis						$250,000.00	D	($6,282.50)
UNITED STATES TREAS SER AP-2025 2.87500%	91282CEU1	250,000	$96.652	$241,630.00	$7,187.50	$247,170.00		
06/15/2025 NTS NOTE	CASH							
MOODY'S Aaa								
CPN PMT SEMI-ANNUAL								
ON DEC 15, JUN 15								
Next Interest Payable: 06/15/23								
Accrued Interest $335.68								
Average Unit Cost $98.87								
Client Investment $247,170.00								
Adjusted Cost Basis						$247,170.00	D	($5,540.00)
Unrealized Market Discount Income	$337.76 Q							
FEDERAL HOME LN MTG CORP MTN 4.00000%	3134GXX41	250,000	$98.464	$246,160.00	$10,000.00	$250,000.00		
09/22/2025	CASH							
MOODY'S Aaa /S&P AA+								
CPN PMT SEMI-ANNUAL								
ON MAR 22, SEP 22								
1ST CPN DTE 03/22/2023								
Next Interest Payable: 03/22/23								

Statement for the Period December 1, 2022 to December 31, 2022

HUNTLEY COMMUNITY SCHOOL DISTRICT 158 - Unincorporated Assn
Account Number: 069-197088

Fifth Third Securities

HOLDINGS > FIXED INCOME *continued*

Description	Symbol/Cusip Account Type	Quantity	Estimated Price on 12/31/22	Estimated Current Market Value	Estimated Annual Income	Original/Adjusted Cost Basis		Unrealized Gain (Loss)
FEDERAL HOME LN MTG CORP MTN 4.00000%	3134GXX41	*continued*						
CALLABLE ON 09/22/2023 @ 100.0000								
Accrued Interest $2750.00								
Average Unit Cost $100.00								
Client Investment $250,000.00								
Adjusted Cost Basis						$250,000.00	D	($3,840.00)
Total U.S. Treasury / Agency Securities		**5,789,000**		**$5,644,183.64**	**$88,286.25**	**$5,704,044.42**		**($59,860.78)**
Total Fixed Income		**8,444,000**		**$8,229,242.59**	**$136,743.75**	**$8,347,295.21**		**($118,052.62)**
Total Fixed Income Client Investment	**$8,351,165.57**							
Total Securities				**$8,229,242.59**	**$136,743.75**	**$8,347,295.21**		**($118,052.62)**
TOTAL PORTFOLIO VALUE				**$8,411,499.22**	**$136,743.75**	**$8,347,295.21**		**($118,052.62)**
TOTAL CLIENT INVESTMENT	**$8,351,165.57**							

Activity

NFS-provided cost basis, realized gain (loss) and holding period information may not reflect all adjustments necessary for tax purposes. Please refer to Footnotes and Cost Basis Information at the end of this statement for more information.

CORE FUND ACTIVITY

For more information about the operation of your core account, please refer to your Customer Agreement.

Settlement Date	Account Type	Transaction	Description	Quantity	Amount
12/01/22	CASH	YOU BOUGHT	FEDERATED HERMES GOVT OBLIGATIONS IS @ 1	1,623.43	($1,623.43)
12/15/22	CASH	YOU BOUGHT	FEDERATED HERMES GOVT OBLIGATIONS IS @ 1	4,334.75	($4,334.75)

CORE FUND ACTIVITY *continued*

Settlement Date	Account Type	Transaction	Description	Quantity	Amount
12/29/22	CASH	YOU BOUGHT	FEDERATED HERMES GOVT OBLIGATIONS IS @ 1	8,107.16	($8,107.16)
12/30/22	CASH	YOU BOUGHT	FEDERATED HERMES GOVT OBLIGATIONS IS @ 1	3,685.07	($3,685.07)
TOTAL CORE FUND ACTIVITY					**($17,750.41)**

ACTIVITY > INCOME > TAXABLE INCOME

Settlement Date	Account Type	Transaction	Description	Quantity	Amount
Taxable Dividends					
11/30/22	CASH	DIVIDEND RECEIVED	FEDERATED HERMES GOVT OBLIGATIONS IS DIVIDEND RECEIVED		$1,623.43
Total Taxable Dividends					**$1,623.43**
Taxable Interest					
12/15/22	CASH	MUNI TAXABLE INT	KANE COOK & DU PAGE CNTYS ILL CMNTY 00.52000% 12/15/2024 COLLEGE DIST NO 509 TAXABLE GO REF BDS SER. 2021 A		$741.00
12/15/22	CASH	INTEREST	UNITED STATES TREAS SER AP-2025 2.87500% 06/15/2025 NTS NOTE		$3,593.75
12/29/22	CASH	INTEREST	CAPITAL ONE NATL ASSN VA CD 3.30000% 07/01/2024		$4,053.58
12/29/22	CASH	INTEREST	CAPITAL ONE NATL ASSN VA CD 3.30000% 07/01/2024		$4,053.58
12/30/22	CASH	INTEREST	BANK HAPOALIM B M NEW YORK CD 3.00000% 12/29/2023		$3,685.07
Total Taxable Interest					**$16,126.98**
Total Taxable Income					**$17,750.41**

Statement for the Period December 1, 2022 to December 31, 2022

HUNTLEY COMMUNITY SCHOOL DISTRICT 158 - Unincorporated Assn
Account Number: 069-197088

Fifth Third Securities

ACTIVITY *continued*

	Amount
TOTAL INCOME	**$17,750.41**

Footnotes and Cost Basis Information

Amortization, accretion and similar adjustments to cost basis have been provided for many fixed income securities (and some bond-like equities), however, they are not provided for certain types, such as short-term instruments, Unit Investment Trusts, foreign fixed income securities, or those that are subject to early prepayment of principal (pay downs). Where current year premium or acquisition premium amortization is provided, the prior years' cumulative amortization is reflected in the adjusted cost basis, but we cannot provide a breakdown or the total of such prior amortization amounts.

NFS is required to report certain cost basis and related information to the IRS on the Form 1099-B. Your official 1099-B forms for certain transactions will reflect which lots have been sold for tax purposes. To apply a specific identification cost basis method to 1099-B reporting, appropriate instructions must be on file with NFS or be received by NFS before the trade has settled. Absent such instructions, NFS determines cost basis at the time of sale based on its default methods of average cost for open-end mutual funds and first-in, first-out (FIFO) for all other (including ETFs) unless your broker dealer has elected to use another default method. NFS applies FIFO (or other disposal method, if applicable) based on its records, which may be different from yours. For transactions that are not subject to 1099-B cost basis reporting, you should refer to your trade confirmations and other applicable records to determine which lots were considered sold for tax purposes.

While NFS must meet IRS requirements with respect to certain information required to be reported to the IRS, NFS-provided cost basis, realized gain and loss, and holding period information may not reflect all adjustments necessary for your tax reporting purposes. NFS makes no warranties with respect to and specifically disclaims any liability arising out of a customer's use of, or any tax position taken in reliance upon, such information.

For investments in partnerships, NFS does not make any adjustments to cost basis information as the calculation of basis in such investments requires supplemental information from the partnership on its income and distributions during the period you held your investment. Partnerships usually provide this additional information on a Form K-1 issued by April 15th of the following year.

Consult your tax advisor for further information.

D - Adjusted cost basis reflects any cumulative original issue discount, premium, or acquisition premium, and it assumes such amounts were amortized by the taxpayer over the life of the security from acquisition date through disposition date. For securities still held, maturity date was used instead of disposition date. Premium amortization was calculated using the yield-to-maturity method. Acquisition premium was calculated using the ratable accrual method. If applicable, adjusted cost basis reflects market discount accretion which was calculated using the straight-line method and was recognized at disposition date. Gain/loss displayed for this transaction was based on cost basis as adjusted for premium and discount as stated above and does not reflect any losses disallowed because of wash sales (if applicable). The adjusted cost basis may not reflect all adjustments necessary for tax reporting purposes and may also not apply if you are using an alternative amortization calculation method. Refer to IRS Publication 550, Investment Income and Expenses, for additional information. E - YTD amortized premium was calculated on the yield-to-maturity amortization method. Cumulative premium amortization from acquisition date through disposition date is reflected in the adjusted cost basis. For securities still held, maturity date was used instead of disposition date. For tax-exempt securities, amortization of premium is required and is not deductible from taxable income. For taxable bonds, a tax election may be required to amortize premium, and the current year's amortized premium may be deductible from taxable income. Our adjusted cost basis calculation may not reflect all adjustments necessary for tax reporting purposes. It may not be applicable if you have not made an appropriate tax election or if you are using an alternative amortization calculation method. Review prior adjustments that you have made, and consult your tax advisor and IRS Publication 550, Investment Income and Expenses, for additional information. Q - Unrealized Market discount income was calculated using the straight-line method from acquisition date through statement period ending date. Our calculation assumes the taxpayer has elected to defer recognizing the market discount until sale (disposition). Other elections available under tax laws may be more beneficial, depending on your individual tax situation. For Federal tax purposes, market discount income from both taxable and tax-exempt bonds is treated as taxable interest income.

Footnotes and Cost Basis Information *continued*

If a sale, redemption or other disposition involved multiple tax lots, the transaction's totals may have been calculated using a combination of adjusted and unadjusted cost basis information. For lots where adjusted cost basis and its associated gain/loss are known, that was used, otherwise "regular" unadjusted cost basis and its associated gain/loss was used.

Miscellaneous Footnotes

CHANGE IN VALUE OF YOUR PORTFOLIO is the change in market value of your portfolio assets over the time period shown. The portfolio assets include the market value of all the securities in the account, plus insurance and annuity assets if applicable. The time frame of the graph is from account opening or September 2011, whichever is later, to the current period. Please note that large increases and/or declines in the change in the value of the portfolio can be due to additions, distribution and/or performance.

CHANGE IN VALUE reflects appreciation or depreciation of your holdings due to price changes plus any activity not reflected within Additions and Withdrawals, Misc. & Corporate Actions, Income, Taxes, Fees and Expenses, and Other Activity sections. Change in Value does not reflect activity related to assets in which NFS is not the custodian (e.g. Insurance and Annuities, Assets Held Away and Other Assets Held Away).

CALLABLE SECURITIES LOTTERY - When street name or bearer securities held for you are subject to a partial call or partial redemption by the issuer, NFS may or may not receive an allocation of called/redeemed securities by the issuer, transfer agent and/or depository. If NFS is allocated a portion of the called/redeemed securities, NFS utilizes an impartial lottery allocation system, in accordance with applicable rules, that randomly selects the securities within customer accounts that will be called/redeemed. NFS' allocations are not made on a pro rata basis and it is possible for you to receive a full or partial allocation, or no allocation. You have the right to withdraw uncalled fully paid securities at any time prior to the cutoff date and time established by the issuer, transfer agent and/or depository with respect to the partial call, and also to withdraw excess margin securities provided your account is not subject to restriction under Regulation T or such withdrawal will not cause an undermargined condition.

PRICING INFORMATION - Prices displayed are obtained from sources that may include pricing vendors, broker/dealers who clear through NFS and/or other sources. Prices may not reflect current fair market value and/or may not be readily marketable or redeemable at the prices shown.

FOREIGN EXCHANGE TRANSACTIONS - Some transaction types necessitate a foreign currency exchange (FX) in order to settle. FX transactions may be effected by Fidelity Forex, LLC. on a principal basis. Fidelity Forex, LLC., an affiliate of NFS, may impose a commission or markup on the prevailing interbank market price, which may result in a higher price to you. Fidelity Forex, LLC. may share a portion of any FX commission or markup with NFS. More favorable rates may be available through third parties not affiliated with NFS. The rate applicable to any transaction involving an FX is available upon request through your broker-dealer.

COST BASIS LEGISLATION - New IRS Rules will require National Financial Services to report cost basis and holding period information for the sale of shares of open end Mutual Fund holdings purchased on or after January 1, 2012 on Form 1099-B. National Financial Services determines the cost basis for all shares of open end mutual funds using a default method of average cost. Alternatively, account owners or their brokers and advisors can instruct National Financial Services to determine the cost basis for shares of open end mutual funds by 1) setting up their non-retirement accounts with one of our eleven tax lot disposal methods available to investors or 2) identifying specific tax lots to sell at the time of a transaction. Contact your broker or advisor to learn more about the cost basis tracking of your holdings.

GLOSSARY **Short Account Balances** -If you have sold securities under the short sale rule, we have, in accordance with regulations, segregated the proceeds from such transactions in your Short Account. Any market increases or decreases from the original sale price will be marked to the market and will be transferred to your Margin Account on a weekly basis. **Market Value** - The Total Market Value has been calculated out to 9 decimal places but the individual unit price is displayed in 5 decimal places. The Total Market Value represents prices obtained from various sources, may be impacted by the frequency in which such prices are reported and such prices are not guaranteed. Prices received from pricing vendors are generally based on current market quotes, but when such quotes are not available the pricing vendors use a variety of techniques to estimate value. These estimates, particularly for **fixed income securities,** may be based on certain minimum principal amounts (e.g. $1 million) and may not reflect all of the factors that affect the value of the security, including liquidity risk. In certain situations, a price may be derived from a single broker quote. The prices provided are not firm bids or offers. Certain securities may reflect "N/A" or "unavailable" where the price for such security is generally not available from a pricing source. The Market Value of a security, including those priced at par value, may differ from its purchase price and may not closely reflect the value at which the security may be sold or purchased based on various market factors. Investment decisions should be made only after consulting your broker-dealer.

Estimated Annual Income (EAI) & Estimated Yield (EY) - EAI for fixed income is calculated using the coupon rate. For all other securities, EAI is calculated using an indicated annual dividend (IAD). The IAD is an estimate of a security's dividend payments for the next 12 months calculated based on prior and/or declared dividends for that security. EY reflects only the income generated by an investment and not changes in its price which may fluctuate. Interest and dividend rates are subject to change at any time and may be affected by current and future economic, political and business conditions. EAI and EY are estimates only and may include return of principal and/or capital gains, which would render them overstated. EAI and EY are provided for informational purposes only and should not be used or relied on for making investment, trading or tax decisions. EAI and EY are based on data obtained from information providers believed to be reliable, but no assurance can be made as to accuracy, timeliness or completeness.

CUSTOMER SERVICE: Please review your statement and report any inaccuracy or discrepancy immediately by **calling the telephone number of your broker-dealer reflected on the front of this statement.** Reports of any inaccuracy or discrepancy regarding your brokerage account or the activity therein should be directed to your **broker-dealer at the telephone number and address reflected on the front of this statement** and National Financial Services LLC ("NFS").

NFS carries your brokerage account and acts as your custodian for funds and securities that are deposited with NFS by you or your broker-dealer. **In addition to your initial contact with your broker-dealer you may contact NFS at (800) 801-9942.** Any oral communications regarding inaccuracies or discrepancies should be reconfirmed in writing to protect your rights, including those under the Securities Investor Protection Act ("SIPA"). When contacting either your broker-dealer or NFS, remember to include your entire brokerage account number to ensure a prompt reply.

ADDITIONAL INFORMATION **Free credit balances ("FCB")** are funds payable to you on demand. FCB are subject to open commitments such as uncleared checks and exclude proceeds from sales of certificated securities without delivery of the certificate. If your FCB is swept to a core position, you can liquidate the core position and have the proceeds sent to you or held in your account subject to the terms of your account agreement. Required rule 10b-10(a) information not contained herein will be provided on written request. Fidelity may use this free credit balance in connection with its business, subject to applicable law.

Credit Adjustment Program. Accountholders receiving payments in lieu of qualified dividends may not be eligible to receive credit adjustments intended to help cover additional associated federal tax burdens. NFS reserves the right to deny the adjustment to any accountholder and to amend or terminate the credit adjustment program.

Options Customers. Each transaction confirmation previously delivered to you contains full information about commissions and other charges. If you require further information, please contact your broker-dealer. Assignments of American and European-style options are allocated among customer short positions pursuant to a random allocation procedure, a description of which is available upon request. Short positions in American-style options are liable for assignment at any time. The writer of a European-style option is subject to exercise assignment only during the exercise period. You should advise your broker-dealer promptly of any material change in your investment objectives or financial situation. **Splits, Dividends, and Interest.** Expected stock split, next dividend payable, and next interest payable information has been provided by third parties and may be subject to change. Information for certain securities may be missing if not received from third parties in time for printing. NFS is not responsible for inaccurate, incomplete, or missing information. Please consult your broker-dealer for more information about expected stock split, next dividend payable, and next interest payable for certain securities.

Equity Dividend Reinvestment Customers. Shares credited to your brokerage account resulted from transactions effected as agent by either: 1) Your broker-dealer for your investment account, or 2) through the Depository Trust Company (DTC) dividend reinvestment program. For broker-dealer effected transactions, the time of the transactions, the exchange upon which these transactions occurred and the name of the person from whom the security was purchased will be furnished upon written request. NFS may have acted as market maker in effecting trades in 'over-the-counter 'securities.

Retirement Contributions/Distributions. A summary of retirement contributions/distributions is displayed for you in the activity summary section of your statement. **Income Reporting.** NFS reports earnings from investments in Traditional IRAs, Rollover IRAs, SEP-IRAs and, Keoghs as tax-deferred income. Earnings from Roth IRAs are reported as tax-free income, since distributions may be tax-free after meeting the 5 year aging requirement and certain other conditions. **A financial statement** of NFS is available for your personal inspection at its office or a copy of it will be mailed to you upon your written request.

Statement Mailing. NFS will deliver statements by mail or, if applicable, notify you by e-mail of your statement's availability, if you had transactions that affected your cash balances or security positions held in your account(s) during the last monthly reporting period. At a minimum, all brokerage customers will receive quarterly statements (at least four times per calendar year) as long as their accounts contain a cash or securities balance.

Sales Loads and Fees. In connection with (i) access to, purchase, sale, exchange or redemption of, and/or maintenance of positions in mutual funds, ETFs and other investment products such as alternative investments or private placements ("funds") or (ii) infrastructure needed to support such funds, some funds, or their investment affiliates, pay your introducing broker dealer and/or NFS sales loads and 12b-1 fees described in the Offering Materials as well as additional compensation for shareholder services, start-up fees, platform support and maintenance, and marketing, engagement and analytics programs. Additional information about the source(s) and amount(s) of compensation as well as other remuneration received by FBS or NFS will be furnished to you upon written request. At time of purchase fund shares may be assigned a load, transaction fee or no transaction fee status. At time of sale, any fees applicable to your transaction will be assessed based on the status assigned to the shares at time of purchase. **Margin.** If you have applied for margin privileges and been approved, you may borrow money from NFS in exchange for pledging the assets in your account as collateral for any outstanding margin loan. The amount you may borrow is based on the value of securities in your margin account, which is identified on your statement. If you have a margin account, this is a combined statement of your margin account and special memorandum account other than your non-purpose margin accounts maintained for you under Section 220.5 of Regulation T issued by the Board of Governors of the Federal Reserve Board. The permanent record of the separate account, as required by Regulation T, is available for your inspection upon request.

NYSE and FINRA. All transactions are subject to the constitution, rules, regulations, customs, usages, rulings and interpretations of the exchange market and its clearing house, if any, where the transactions are executed, and of the New York Stock Exchange (NYSE) and of the Financial Industry Regulatory Authority ("FINRA"). The FINRA requires that we notify you in writing of the availability of an investor brochure that includes information describing FINRA Regulation's BrokerCheck Program ("Program"). To obtain a brochure or more information about the Program or FINRA Regulation, contact the FINRA Regulation BrokerCheck Program Hotline at (800) 289-9999 or access the FINRA's web site at www.finra.org. **FINRA Rule 4311** requires that your broker-dealer and NFS allocate between them certain functions regarding the administration of your brokerage account. The following is a summary of the allocation services performed by your broker-dealer and NFS. A more complete description is available upon request. **Your broker-dealer is responsible for:** (1) obtaining and verifying brokerage account information and documentation, (2) opening, approving and monitoring your brokerage account, (3) transmitting timely and accurate orders and other instructions to NFS with respect to your brokerage account, (4) determining the suitability of investment recommendations and advice, (5) operating, and supervising your brokerage account and its own activities in compliance with applicable laws and regulations including compliance with margin rules pertaining to your margin account, if applicable, and (6) maintaining required books and records for the services that it performs. **NFS shall, at the direction of your broker-dealer:** (1) execute, clear and settle transactions processed through NFS by your broker-dealer, (2) prepare and send transaction confirmations and periodic statements of your brokerage account (unless your broker-dealer has undertaken to do so). Certain securities pricing and descriptive information may be provided by your broker-dealer or obtained from third parties deemed to be reliable, however, this information has not been verified by NFS, (3) act as custodian for funds and securities received by NFS on your behalf, (4) follow the instructions of your broker-dealer with respect to transactions and the receipt and delivery of funds and securities for your brokerage account, and (5) extend margin credit for purchasing or carrying securities on margin. Your broker-dealer is responsible for ensuring that your brokerage account is in compliance with federal, industry and NFS margin rules, and for advising you of margin requirements. NFS shall maintain the required books and records for the services it performs. **Securities in accounts carried by** NFS are protected in accordance with the Securities Investor Protection Corporation ("SIPC") up to $500,000. The $500,000 total amount of SIPC protection is inclusive of up to $250,000 protection for claims for cash, subject to periodic adjustments for inflation in accordance with terms of the SIPC statute and approval by SIPC's Board of Directors. NFS also has arranged for coverage above these limits. Neither coverage protects against a decline in the market value of securities, nor does either coverage extend to certain securities that are considered ineligible for coverage. For more details on SIPC, or to request a SIPC brochure, visit **www.sipc.org** or call 1-202-371-8300. Funds used to purchase or sweep to a bank deposit are SIPC protected until deposited to a Program Bank at which time funds may be eligible for FDIC insurance. Assets Held Away, commodities, unregistered investment contracts, futures accounts, loaned securities and other investments may not be covered. Precious metals are not covered by SIPC protection. Mutual funds and/or other securities are not backed or guaranteed by any bank, nor are they insured by the FDIC and involve investment risk including possible loss of principal.

End of Statement **722239.10.0**

This page is left intentionally blank

00215945

Revenue Report

Report as of: 12/31/2022

Printed: 1/13/2023 10:01 AM
Huntley Community School District 158

Educational Fund 10

Source of Revenue 1000 RECEIPTS/REVENUE FROM LOCAL SOURCES
Source of Revenue 1100 Designated Levies

	Description	M.T.D. Revenue	Y.T.D. Revenue	Adopted Budget	Budget Balance Revenue	% of Budget		Account Number
1100	Designated Levies	2,446,261.50	25,767,211.50	(57,762,572.00)	(31,995,360.50)	44.61		
1200	Payments In Lieu Of Taxes	110,498.82	476,521.76	(972,550.00)	(496,028.24)	49.00		
1300	Tuition	22,593.90	34,468.90	(336,982.02)	(302,513.12)	10.23		
1500	Earnings On Investments	3,706.13	135,912.91	(160,226.67)	(24,313.76)	84.83		
1600	Food Service	204,585.07	1,080,381.53	(2,675,194.01)	(1,594,812.48)	40.52		
1700	District/School Activity Income	95,784.00	307,185.00	(2,393,613.14)	(2,086,428.14)	12.83		
1800	Textbook Income	360,699.95	1,114,642.58	(1,350,367.36)	(235,724.78)	82.54		
1900	Other Local Revenues	37,484.93	180,312.24	(395,623.70)	(200,311.46)	49.37		
1000	RECEIPTS/REVENUE FROM LOCAL SOURCES	3,281,614.30	29,096,636.42	(66,047,128.90)	(36,935,492.48)	44.08	*	Source of Revenue
3001	General State Aide	2,646,876.00	13,234,380.00	(27,019,401.81)	(13,785,021.81)	48.98		
3100	Special Education	114,037.33	678,214.77	(1,249,494.04)	(571,279.27)	54.28		
3200	Career And Technical Education (Cte) - Tech Prep	0.00	0.00	(34,058.00)	(34,058.00)	0.00		
3300	Bilingual/StateFreeLunch/Dr Ed	9,442.72	18,204.00	(67,279.86)	(49,075.86)	27.06		
3500	Transportation - Reg/Voc/SpEd	0.00	0.00	0.00	0.00	0.00		
3700	Early Childhood	59,534.00	109,301.00	(292,033.02)	(182,732.02)	37.43		
3900	Other State Revenue	0.00	0.00	0.00	0.00	0.00		
3000	RECEIPTS/REVENUE FROM STATE SOURCES	2,829,890.05	14,040,099.77	(28,662,266.73)	(14,622,166.96)	48.98	*	Source of Revenue
4100	Title V	0.00	0.00	0.00	0.00	0.00		
4200	Child Nutrition	84,877.25	344,647.70	(720,464.00)	(375,816.30)	47.84		
4300	Title I - Low Income	0.00	0.00	(180,696.00)	(180,696.00)	0.00		
4400	Title IV - Safe And Drug-Free Schools - Formula	0.00	0.00	(12,766.00)	(12,766.00)	0.00		
4620	Federal Special Education - IDEA Flow-Through/ Low	341,293.00	341,293.00	(1,591,650.14)	(1,250,357.14)	21.44		
4700	CTE	0.00	0.00	(38,361.00)	(38,361.00)	0.00		
4800	Federal - ARRA	0.00	0.00	(720,527.00)	(720,527.00)	0.00		
4900	Other Restricted Grants Received From Federal	451,092.00	458,204.49	(4,744,876.00)	(4,286,671.51)	9.66		
4000	RECEIPTS/REVENUE FROM FEDERAL SOURCES	877,262.25	1,144,145.19	(8,009,340.14)	(6,865,194.95)	14.29	*	Source of Revenue
7100	Transfers From Various Funds	0.00	0.00	0.00	0.00	0.00		
7200	Proceeds From The Sale Of Bonds	0.00	0.00	0.00	0.00	0.00		
7300	Sale Or Compensation For Loss Of Fixed Assets	0.00	0.00	0.00	0.00	0.00		

Revenue Report

Printed: 1/13/2023 10:01 AM
Huntley Community School District 158

Educational Fund 10

Source of Revenue 7000 SOURCES OF FUNDS
Source of Revenue 7400 Transfers From Other Funds To Pay Principal On Cap

	Description	M.T.D. Revenue	Y.T.D. Revenue	Adopted Budget	Budget Balance Revenue	% of Budget		Account Number
7400	**Transfers From Other Funds To Pay Principal On Cap**	0.00	0.00	0.00	0.00	0.00		
7500	**Transfers From Other Funds To Pay Interest On Capi**	0.00	0.00	0.00	0.00	0.00		
7900	**Isbe Loan Proceeds**	0.00	0.00	0.00	0.00	0.00		
7000	**SOURCES OF FUNDS**	0.00	0.00	0.00	0.00	0.00	*	Source of Revenue
10	**Educational Fund**	6,988,766.60	44,280,881.38	(102,718,735.77)	(58,422,854.39)	43.13		Fund

Revenue Report

Report as of: 12/31/2022

Printed: 1/13/2023 10:01 AM
Huntley Community School District 158

Operations & Maintenance Fund 20

Source of Revenue 1000 RECEIPTS/REVENUE FROM LOCAL SOURCES
Source of Revenue 1100 Designated Levies

	Description	M.T.D. Revenue	Y.T.D. Revenue	Adopted Budget	Budget Balance Revenue	% of Budget		Account Number
1100	Designated Levies	384,295.63	4,030,211.03	(9,052,505.00)	(5,022,293.97)	44.52		
1500	Earnings On Investments	34,029.32	112,343.57	(115,162.93)	(2,819.36)	97.55		
1900	Other Local Revenues	50,220.92	151,145.04	(280,000.00)	(127,139.96)	54.59		
1000	RECEIPTS/REVENUE FROM LOCAL SOURCES	468,545.87	4,293,699.64	(9,447,667.93)	(5,152,253.29)	45.47	*	Source of Revenue
3001	General State Aide	0.00	0.00	(2,096,243.19)	(2,096,243.19)	0.00		
3900	Other State Revenue	0.00	0.00	0.00	0.00	0.00		
3000	RECEIPTS/REVENUE FROM STATE SOURCES	0.00	0.00	(2,096,243.19)	(2,096,243.19)	0.00	*	Source of Revenue
4500		0.00	0.00	0.00	0.00	0.00		
4900	Other Restricted Grants Received From Federal	0.00	0.00	0.00	0.00	0.00		
4000	RECEIPTS/REVENUE FROM FEDERAL SOURCES	0.00	0.00	0.00	0.00	0.00	*	Source of Revenue
7100	Transfers From Various Funds	0.00	0.00	0.00	0.00	0.00		
7200	Proceeds From The Sale Of Bonds	0.00	0.00	0.00	0.00	0.00		
7300	Sale Or Compensation For Loss Of Fixed Assets	0.00	0.00	0.00	0.00	0.00		
7900	Isbe Loan Proceeds	0.00	0.00	0.00	0.00	0.00		
7000	SOURCES OF FUNDS	0.00	0.00	0.00	0.00	0.00	*	Source of Revenue
20	Operations & Maintenance Fund	468,545.87	4,293,699.64	(11,543,911.12)	(7,248,496.48)	37.21		Fund

161

Revenue Report

Report as of: 12/31/2022

Printed: 1/13/2023 10:01 AM
Huntley Community School District 158

Debt Service Fund or Fund Group 30

Source of Revenue 1000 RECEIPTS/REVENUE FROM LOCAL SOURCES
Source of Revenue 1100 Designated Levies

	Description	M.T.D. Revenue	Y.T.D. Revenue	Adopted Budget	Budget Balance Revenue	% of Budget		Account Number
1100	Designated Levies	43,830.40	5,254,968.45	(11,412,251.00)	(6,157,282.55)	46.05		
1500	Earnings On Investments	73,835.42	214,020.77	(89,118.67)	124,902.10	240.15		
1900	Other Local Revenues	0.00	0.00	0.00	0.00	0.00		
1000	RECEIPTS/REVENUE FROM LOCAL SOURCES	117,665.82	5,468,989.22	(11,501,369.67)	(6,032,380.45)	47.55	*	Source of Revenue
7100	Transfers From Various Funds	0.00	0.00	0.00	0.00	0.00		
7200	Proceeds From The Sale Of Bonds	0.00	0.00	0.00	0.00	0.00		
7400	Transfers From Other Funds To Pay Principal On Cap	0.00	0.00	0.00	0.00	0.00		
7500	Transfers From Other Funds To Pay Interest On Capi	0.00	0.00	0.00	0.00	0.00		
7600	Transfers From Other Funds To Pay Principal On Rev	0.00	0.00	0.00	0.00	0.00		
7700	Transfers From Other Funds To Pay Interest On Reve	0.00	0.00	0.00	0.00	0.00		
7900	Isbe Loan Proceeds	0.00	0.00	0.00	0.00	0.00		
7000	SOURCES OF FUNDS	0.00	0.00	0.00	0.00	0.00	*	Source of Revenue
30	Debt Service Fund or Fund Group	117,665.82	5,468,989.22	(11,501,369.67)	(6,032,380.45)	47.55		Fund

Revenue Report

Printed: 1/13/2023 10:01 AM
Huntley Community School District 158

Transportation Fund 40

Source of Revenue 1000 RECEIPTS/REVENUE FROM LOCAL SOURCES
Source of Revenue 1100 Designated Levies

	Description	M.T.D. Revenue	Y.T.D. Revenue	Adopted Budget	Budget Balance Revenue	% of Budget		Account Number
1100	Designated Levies	97,127.87	1,018,468.72	(2,287,602.00)	(1,269,133.28)	44.52		
1400	Transportation Fees	171.54	171.54	(69,699.93)	(69,528.39)	0.25		
1500	Earnings On Investments	18,908.70	54,826.72	(65,092.14)	(10,265.42)	84.23		
1900	Other Local Revenues	0.00	30,732.48	0.00	30,732.48	0.00		
1000	RECEIPTS/REVENUE FROM LOCAL SOURCES	116,208.11	1,104,199.46	(2,422,394.07)	(1,318,194.61)	45.58	*	Source of Revenue
3500	Transportation - Reg/Voc/SpEd	267,942.56	1,607,655.36	(3,215,311.00)	(1,607,655.64)	50.00		
3900	Other State Revenue	0.00	0.00	0.00	0.00	0.00		
3000	RECEIPTS/REVENUE FROM STATE SOURCES	267,942.56	1,607,655.36	(3,215,311.00)	(1,607,655.64)	50.00	*	Source of Revenue
7300	Sale Or Compensation For Loss Of Fixed Assets	0.00	0.00	0.00	0.00	0.00		
7900	Isbe Loan Proceeds	0.00	0.00	0.00	0.00	0.00		
7000	SOURCES OF FUNDS	0.00	0.00	0.00	0.00	0.00	*	Source of Revenue
40	Transportation Fund	384,150.67	2,711,854.82	(5,637,705.07)	(2,925,850.25)	48.10		Fund

163

Revenue Report

Printed: 1/13/2023 10:01 AM
Huntley Community School District 158

Municipal Retirement and Social Security Fund 50

Source of Revenue 1000 RECEIPTS/REVENUE FROM LOCAL SOURCES
Source of Revenue 1100 Designated Levies

	Description	M.T.D. Revenue	Y.T.D. Revenue	Adopted Budget	Budget Balance Revenue	% of Budget		Account Number
1100	**Designated Levies**	129,239.66	1,355,255.91	(3,044,081.00)	(1,688,825.09)	44.52		
1200	**Payments In Lieu Of Taxes**	0.00	0.00	(164,450.00)	(164,450.00)	0.00		
1500	**Earnings On Investments**	20,426.32	59,655.82	(40,056.70)	19,599.12	148.93		
1000	**RECEIPTS/REVENUE FROM LOCAL SOURCES**	149,665.98	1,414,911.73	(3,248,587.70)	(1,833,675.97)	43.55	*	Source of Revenue
50	**Municipal Retirement and Social Security Fund**	149,665.98	1,414,911.73	(3,248,587.70)	(1,833,675.97)	43.55		Fund

Revenue Report

Printed: 1/13/2023 10:01 AM
Huntley Community School District 158

Capital Projects Fund or Fund Group 60

Source of Revenue 1000 RECEIPTS/REVENUE FROM LOCAL SOURCES
Source of Revenue 1500 Earnings On Investments

	Description	M.T.D. Revenue	Y.T.D. Revenue	Adopted Budget	Budget Balance Revenue	% of Budget		Account Number
1500	Earnings On Investments	8,625.40	33,300.32	(15,021.25)	18,279.07	221.69		
1900	Other Local Revenues	36,900.00	140,778.78	(350,000.00)	(209,221.22)	40.22		
1000	RECEIPTS/REVENUE FROM LOCAL SOURCES	45,525.40	174,079.10	(365,021.25)	(190,942.15)	47.69	*	Source of Revenue
3900	Other State Revenue	0.00	0.00	0.00	0.00	0.00		
3000	RECEIPTS/REVENUE FROM STATE SOURCES	0.00	0.00	0.00	0.00	0.00	*	Source of Revenue
7100	Transfers From Various Funds	0.00	0.00	0.00	0.00	0.00		
7200	Proceeds From The Sale Of Bonds	0.00	0.00	0.00	0.00	0.00		
7300	Sale Or Compensation For Loss Of Fixed Assets	0.00	0.00	0.00	0.00	0.00		
7900	Isbe Loan Proceeds	0.00	0.00	0.00	0.00	0.00		
7000	SOURCES OF FUNDS	0.00	0.00	0.00	0.00	0.00	*	Source of Revenue
60	Capital Projects Fund or Fund Group	45,525.40	174,079.10	(365,021.25)	(190,942.15)	47.69		Fund

165

Revenue Report

Printed: 1/13/2023 10:01 AM
Huntley Community School District 158

Working Cash Fund 70

Source of Revenue 1000 RECEIPTS/REVENUE FROM LOCAL SOURCES
Source of Revenue 1100 Designated Levies

	Description	M.T.D. Revenue	Y.T.D. Revenue	Adopted Budget	Budget Balance Revenue	% of Budget		Account Number
1100	**Designated Levies**	18,678.78	195,812.53	(439,803.00)	(243,990.47)	44.52		
1500	**Earnings On Investments**	2,951.78	8,717.89	(15,021.25)	(6,303.36)	58.04		
1000	**RECEIPTS/REVENUE FROM LOCAL SOURCES**	21,630.56	204,530.42	(454,824.25)	(250,293.83)	44.97	*	Source of Revenue
70	**Working Cash Fund**	21,630.56	204,530.42	(454,824.25)	(250,293.83)	44.97		Fund

Revenue Report

Printed: 1/13/2023 10:01 AM
Huntley Community School District 158

Fire Prevention and Safety Fund or Fund Group 90

Source of Revenue 1000 RECEIPTS/REVENUE FROM LOCAL SOURCES
Source of Revenue 1100 Designated Levies

	Description	M.T.D. Revenue	Y.T.D. Revenue	Adopted Budget	Budget Balance Revenue	% of Budget		Account Number
1100	**Designated Levies**	0.00	0.00	0.00	0.00	0.00		
1500	**Earnings On Investments**	0.89	4.24	(300.41)	(296.17)	1.41		
1000	**RECEIPTS/REVENUE FROM LOCAL SOURCES**	0.89	4.24	(300.41)	(296.17)	1.41	*	Source of Revenue
90	**Fire Prevention and Safety Fund or Fund Group**	0.89	4.24	(300.41)	(296.17)	1.41		Fund
	Report Total:	8,175,951.79	58,548,950.55	(135,470,455.24)	(76,904,789.69)	43.23		

Expenditure Report - Board of Education

Report as of: 12/31/2022

Printed: 1/13/2023 10:06 AM
Huntley Community School District 158

Educational Fund 10

Function 1000 INSTRUCTION
Object 100 SALARIES

	Description	M.T.D. Activity	Y.T.D. Activity	Open Enc	Adopted Budget	Budget Balance	% of Budget		Account Number
100	SALARIES	4,130,446.82	24,908,805.50	0.00	50,116,980.82	25,278,180.65	49.63		
200	EMPLOYEE BENEFITS	615.542.77	4,974,761.87	1,012,255.53	11,026,601.12	5,038,330.02	54.31		
300	PURCHASED SERVICES	370.552.29	1,191,123.06	906,706.79	1,957,113.92	(300,061.92)	116.37		
400	SUPPLIES & MATERIALS	113,615.06	1,087,510.53	484,820.97	3,265,254.00	1,370,073.80	53.56		
500	CAPITAL OUTLAY	0.00	1,330.00	7,132.91	20,000.00	18,637.09	31.23		
600	OTHER OBJECTS	4,910.00	39,576.70	100.00	2,017,689.00	1,978,012.30	1.97		
700	NON-CAPITALIZED EQUIPMENT	6,327.76	14,600.93	82,424.78	152,005.00	77,320.29	55.65		
1000	INSTRUCTION	5,241,394.70	32,217,708.59	2,493,440.98	68,555,643.86	33,460,492.23	50.95	*	Function
100	SALARIES	1,515,966.47	9,878,341.94	0.00	19,007,356.80	9,128,015.04	51.97		
200	EMPLOYEE BENEFITS	431,505.83	1,794,649.52	122,703.65	3,320,383.61	1,398,386.81	57.88		
300	PURCHASED SERVICES	437,270.20	2,795,268.42	346,377.86	4,381,242.57	1,119,910.83	74.60		
400	SUPPLIES & MATERIALS	126,059.48	877,251.09	900,603.52	3,362,067.00	1,556,736.05	55.21		
500	CAPITAL OUTLAY	27,172.31	67,633.23	0.00	57,000.00	(38,033.23)	228.49		
600	OTHER OBJECTS	3,138.55	48,540.69	5,751.56	97,374.00	41,901.75	56.97		
700	NON-CAPITALIZED EQUIPMENT	0.00	812.14	0.00	21,947.00	21,134.86	3.70		
2000	SUPPORT SERVICES	2,541,112.84	15,462,497.03	1,375,436.59	30,247,370.98	13,228,052.11	56.43	*	Function
100	SALARIES	15,433.76	52,235.25	0.00	83,000.00	27,764.75	65.29		
300	PURCHASED SERVICES	17.00	17.00	0.00	27,398.00	13,881.00	0.12		
400	SUPPLIES & MATERIALS	75.93	827.58	370.10	25,000.00	23,802.32	4.79		
3000	COMMUNITY SERVICES	15,526.69	53,079.83	370.10	135,398.00	65,448.07	44.95	*	Function
300	PURCHASED SERVICES	525.00	3,112.50	0.00	10,000.00	6,887.50	31.13		
600	OTHER OBJECTS	266,388.88	849,829.90	763,155.59	2,280,000.00	635,609.35	72.42		
4000	PAYMENTS TO OTHER DISTRICTS AND GOVERNMENTAL UNITS	266,913.88	852,942.40	763,155.59	2,290,000.00	642,496.85	72.25	*	Function
10	Educational Fund	8,064,948.11	48,586,227.85	4,632,403.26	101,228,412.84	47,396,489.26	53.08		Fund

168

Expenditure Report - Board of Education

Report as of: 12/31/2022

Printed: 1/13/2023 10:06 AM
Huntley Community School District 158

Operations & Maintenance Fund 20

Function 2000 SUPPORT SERVICES
Object 100 SALARIES

	Description	M.T.D. Activity	Y.T.D. Activity	Open Enc	Adopted Budget	Budget Balance	% of Budget		Account Number
100	SALARIES	104,985.76	743,222.79	0.00	1,528,535.47	785,312.68	48.62		
200	EMPLOYEE BENEFITS	69.869.34	113,598.21	0.00	255,431.97	141,833.76	44.47		
300	PURCHASED SERVICES	172,844.70	1,992,012.89	1,062,335.24	4,824,779.67	1,484,096.59	69.18		
400	SUPPLIES & MATERIALS	117,552.64	434,022.67	127,596.85	2,200,843.00	1,554,050.20	29.39		
500	CAPITAL OUTLAY	104,756.33	494,827.32	3,909,543.20	2,538,966.00	(2,188,336.07)	186.19		
600	OTHER OBJECTS	540.12	1,915.07	585.62	3,000.00	499.31	83.36		
700	NON-CAPITALIZED EQUIPMENT	0.00	1,995.00	0.00	0.00	(1,995.00)	0.00		
2000	SUPPORT SERVICES	570,548.89	3,781,593.95	5,100,060.91	11,351,556.11	1,775,461.47	84.35	*	Function
600	OTHER OBJECTS	0.00	0.00	0.00	0.00	0.00	0.00		
5000	DEBT SERVICE	0.00	0.00	0.00	0.00	0.00	0.00	*	Function
20	Operations & Maintenance Fund	570,548.89	3,781,593.95	5,100,060.91	11,351,556.11	1,775,461.47	84.35		Fund

169

Expenditure Report - Board of Education

Printed: 1/13/2023 10:06 AM
Huntley Community School District 158

Debt Service Fund or Fund Group 30

Function	5000	DEBT SERVICE
Object	600	OTHER OBJECTS

	Description	M.T.D. Activity	Y.T.D. Activity	Open Enc	Adopted Budget	Budget Balance	% of Budget		Account Number
600	**OTHER OBJECTS**	8,760,293.00	9,433,424.46	2,013,099.44	11,600,187.88	153,663.98	98.68		
5000	**DEBT SERVICE**	8,760,293.00	9,433,424.46	2,013,099.44	11,600,187.88	153,663.98	98.68	*	Function
30	**Debt Service Fund or Fund Group**	8,760,293.00	9,433,424.46	2,013,099.44	11,600,187.88	153,663.98	98.68		Fund

Expenditure Report - Board of Education

Printed: 1/13/2023 10:06 AM
Huntley Community School District 158

Transportation Fund 40

Function 2000 SUPPORT SERVICES
Object 100 SALARIES

	Description	M.T.D. Activity	Y.T.D. Activity	Open Enc	Adopted Budget	Budget Balance	% of Budget		Account Number
100	SALARIES	217,187.66	1,237,284.78	0.00	3,037,131.59	1,799,846.81	40.74		
200	EMPLOYEE BENEFITS	421,829.57	750,381.49	0.00	1,706,324.70	955,943.21	43.98		
300	PURCHASED SERVICES	111,705.88	774,115.44	88,466.40	864,246.93	60,665.18	93.50		
400	SUPPLIES & MATERIALS	86,164.01	303,764.16	208,309.41	885,000.00	340,234.44	61.56		
500	CAPITAL OUTLAY	4,328.96	20,843.05	2,404,287.60	1,000,000.00	(1,850,261.37)	285.03		
600	OTHER OBJECTS	125.00	3,486.30	333.45	6,219.00	2,399.25	61.42		
2000	SUPPORT SERVICES	841,341.08	3,089,875.22	2,701,396.86	7,498,922.22	1,308,827.52	82.71	*	Function
40	Transportation Fund	841,341.08	3,089,875.22	2,701,396.86	7,498,922.22	1,308,827.52	82.71		Fund

Expenditure Report - Board of Education

Printed: 1/13/2023 10:06 AM
Huntley Community School District 158

Municipal Retirement and Social Security Fund 50

Function 1000 INSTRUCTION
Object 200 EMPLOYEE BENEFITS

	Description	M.T.D. Activity	Y.T.D. Activity	Open Enc	Adopted Budget	Budget Balance	% of Budget		Account Number
200	EMPLOYEE BENEFITS	104,403.38	604,787.83	0.00	1,320,883.80	728,845.97	45.35		
1000	INSTRUCTION	104,403.38	604,787.83	0.00	1,320,883.80	728,845.97	45.35	*	Function
200	EMPLOYEE BENEFITS	177,489.46	1,051,060.18	0.00	1,951,540.36	900,480.18	53.86		
2000	SUPPORT SERVICES	177,489.46	1,051,060.18	0.00	1,951,540.36	900,480.18	53.86	*	Function
200	EMPLOYEE BENEFITS	924.90	5,486.70	0.00	0.00	(5,486.70)	0.00		
3000	COMMUNITY SERVICES	924.90	5,486.70	0.00	0.00	(5,486.70)	0.00	*	Function
50	Municipal Retirement and Social Security Fund	282,817.74	1,661,334.71	0.00	3,272,424.16	1,623,839.45	50.57		Fund

Expenditure Report - Board of Education

Printed: 1/13/2023 10:06 AM
Huntley Community School District 158

Capital Projects Fund or Fund Group 60

Function	2000	SUPPORT SERVICES
Object	400	SUPPLIES & MATERIALS

	Description	M.T.D. Activity	Y.T.D. Activity	Open Enc	Adopted Budget	Budget Balance	% of Budget		Account Number
400	SUPPLIES & MATERIALS	0.00	0.00	0.00	741,973.00	741,973.00	0.00		
2000	SUPPORT SERVICES	0.00	0.00	0.00	741,973.00	741,973.00	0.00	*	Function
600	OTHER OBJECTS	472,270.55	472,270.55	0.00	510,687.10	38,416.55	92.48		
5000	DEBT SERVICE	472,270.55	472,270.55	0.00	510,687.10	38,416.55	92.48	*	Function
60	Capital Projects Fund or Fund Group	472,270.55	472,270.55	0.00	1,252,660.10	780,389.55	37.70		Fund
	Report Total:	18,992,219.37	67,024,726.74	14,446,960.47	136,204,163.31	53,038,671.23	61.02		

HUNTLEY
COMMUNITY SCHOOL DISTRICT 158

Huntley Community School District 158

650 Dr. John Burkey Drive
Algonquin, Illinois 60102
(847) 659-6158 • www.district158.org

To: Board of Education and Administration

From: Mark Altmayer, Chief Financial Officer

Date: February 2, 2023

Subject: **Revenue Contract Approval**
Committee of the Whole Meeting – February 2, 2023
Finance Committee

Presented are Fundraising Contract and Agreement form for the organization listed below.

Organization Benefited	Vendor	Net Revenue
HHS Baseball Program	Adrenaline Fundraising	$4,000
HHS Softball	Adrenaline Fundraising	$3,500

RECOMMENDATION
Administration requests that the Finance Committee recommends the Board of Education approve the contracts and agreements form at the February 9, 2023 Regular Board Meeting.

Fund Raising Authorization Form

Fiscal Services

All fund raising activities for school organizations require pre-approval. Please complete this form **in its entirety** and submit the form to your building principal a minimum of **45 days prior** to the desired starting date of the event. The Principal will then forward all documents to the Chief Financial Officer.

Today's Date: 1-6-23 School: Huntley High School

Name of School Organization: HHS Softball

Sponsor / Coach's Name: Mark Petryniec Phone: 847-659-4922

Starting Date of Event: 3-7-23 Ending Date of Event: 2-18-23

Anticipated Revenue and Approximate Value of Non-Monetary Items/Compensation: $ 3,500.00

Type of Sale / Event: Digital Raffle

Will a Vendor Be Used: ☒ Yes* ☐ No **** Attach all contracts and agreements to this form.***

Name of Vendor (if applicable): Adrenaline Fundraising

Type of Product or Service Provided by Vendor: raffle

How will compensation be used/distributed? supplies for 2024 season

Name of Activity Account: HHS Softball Activity Account #: 524

Submit completed forms with attachments to the Chief Financial Officer. A signed copy will be returned to you indicating approval or non-approval for fundraisers which require Board approval (over $1,000).

Sponsor Signature — Date: 1-6-23

Principal Signature – *I certify that it is a minimum of 45 days prior to the desired starting date of the event* — Date: 1/10/23

Chief Financial Officer Signature — Date: 1-18-23

* Public Act 94-0714 requires all contracts and agreements that pertain to goods and services that are intended to generate additional revenue and other remunerations for the school district in excess of $1,000.00 be approved by the school board.

☐ Superintendent's Copy ☐ Fiscal Services Copy Date of Board Approval: _____

ADRENALINE FUNDRAISING

FUNDRAISER AGREEMENT

_____ ("Provider") and Organization identified below enter into the following Fundraiser Agreement ("Agreement") for the purpose of providing a Fundraising Program ("Program") designed to facilitate Organization's fundraising efforts:

FUNDRAISING PERIOD			
START DATE	MONTH 3	DAY 4	YEAR 23
END DATE	MONTH 3	DAY 18	YEAR 23
DISCOUNT PRODUCT		QTY	PRICE
Digital Raffle			$25
OTHER PRODUCT		BOXES SOLD	PROFIT PER BOX
		160-400	
		400+	

e / pm

1. **Program Terms.** Provider and Organization agree to the indicated Fundraising Period, product, quantity and price.
2. **Provider Obligations.**
   - Provider agrees to use its best efforts to assist Organization with its fundraising efforts.
   - Provider agrees, at its discretion, to provide training and incentives to individuals involved in the fundraising process along with the program materials appropriate to facilitate Organization's fundraising efforts.
   - Provider agrees to supply necessary merchant discounts for the Discount Product.
   - Provider agrees to pay for printing and production costs associated with the sale of discount and non-discount products.
3. **Organization Obligations.** INITIALS
   - Organization agrees to use its best efforts to sell fundraising products at the specified Price. **Organization confirms that it is not under a contractual obligation to participate in a competing non-Provider fundraising program.** Organization agrees to permit Provider to operate the Program within a mutually agreeable time frame and to allow Provider reasonable access to Organization's facilities in order to conduct the Program.
   - Organization acknowledges that Provider may engage in fundraising activities with other organizations at the same time and with the same merchants, products and programs and that such activity does not constitute a breach of Provider's obligations under this Agreement.
   - For the Discount Product or Frozen Product Organization purchases from Provider, Organization agrees to pay Provider all amounts collected from the sale of Discount or Frozen Product minus the Organization's Profit Percentage. Organization shall pay Provider for the Discount or Frozen Product at the conclusion of the Program. Organization shall be solely responsible to collect and remit to the appropriate taxing authorities any sales taxes, if required by state law. Organization retains any sales tax amounts collected from the sale of the Discount or Frozen Product. Organization agrees to return to Provider all unsold or unused Discount or Frozen Product at the conclusion of the Program.
   - Organization acknowledges that Provider devotes significant time, effort and expense in forming and maintaining relationships with merchants used on its Discount Product, and may continue those relationships with other Provider Fundraising Programs after termination of this Agreement. Accordingly, Organization agrees to protect Provider's merchant relationship for a period of **TWELVE MONTHS** following termination of this Agreement. Organizations shall not produce or participate with any Discount Product using any of the merchants from Provider's Discount Product prepared for or sold by Organization. Organization agrees to pay Provider **$1,500** as compensation should it choose to use any of the same merchants utilized in the most recent Provider Discount Product on a non-Provider Discount Product during the **TWELVE MONTHS** following Agreement termination.
   - Organization acknowledges that frozen products are sold in cases of 8 boxes per flavor, must be purchased in full cases with a minimum order of 20 cases required.
4. **Duration, Term and Termination.** INITIALS
   - **Duration.** Provider and Organization agree that Provider shall be the exclusive provider for this fundraiser for Organization for the following Term (Years): (1) (2) (3) (4) (5).
   - **Termination.** In the event that Organization does not run the Program agreed to herein, **Organization shall reimburse Provider for each unfulfilled year of the Agreement in an amount calculated as follows: 25% x Qty Ordered x Price.** Organization agrees that this reflects costs associated with the Program and is a reasonable approximation of actual damages to Provider.
5. **Intellectual Property Ownership and Product Distribution.** Provider retains all intellectual property rights associated with the products but agrees to license these rights for the limited purpose of product distribution pursuant to the Program. Organization agrees not to use or disclose any product, forms, materials, technical information or methods employed by Provider or intellectual property rights owned by Provider for any purpose except in association with the Program absent Provider's express written consent. Provider retains the right to distribute fundraising products as it sees fit following the conclusion of the Program or in the event that the Program is not run.
6. **Authorization and Implementation.** Organization hereby asserts that the representative signing below understands the terms and conditions of the Agreement, agrees to be bound by them and has the authority to bind Organization. Organization holds Provider harmless of any liability regarding the actions and/or injuries to Program participants.

AUTHORIZED ORGANIZATION REPRESENTATIVE (SIGNATURE)	PRINT NAME & TITLE	DATE
[signature]	Pete Iffersagen (President)	1-6-23
AUTHORIZED PROVIDER REPRESENTATIVE (SIGNATURE)	PRINT NAME & TITLE	DATE

INFORMATION BELOW TO BE COMPLETED BY PROVIDER REPRESENTATIVE

SCHOOL/ORGANIZATION	GROUP	SCHOOL TAX EXEMPT NUMBER	PROVIDER RECORD NUMBER
Huntley Softball			

ADDRESS/DELIVERY LOCATION	CITY	STATE	ZIP
13719 Harmony Rd.	Huntley	IL	60142

SCHOOL PHONE NUMBER	SCHOOL FAX NUMBER	# OF STUDENTS SELLING	MASCOT/COLORS

CONTACT NAME	BEST TIME TO CALL	CONTACT CELL	CONTACT EMAIL
Mark Petryniec			

FA0409SMW

Fund Raising Authorization Form

Fiscal Services

All fund raising activities for school organizations require pre-approval. Please complete this form **in its entirety** and submit the form to your building principal a minimum of **45 days prior** to the desired starting date of the event. The Principal will then forward all documents to the Chief Financial Officer.

Today's Date: 1/9/23 School: Huntley High School

Name of School Organization: Baseball Program

Sponsor / Coach's Name: Andy Jakubowski Phone: 815-703-2117

Starting Date of Event: 3/1/23 Ending Date of Event: 3/10/23

Anticipated Revenue and Approximate Value of Non-Monetary Items/Compensation: $ 4,000.00

Type of Sale / Event: Discount Cards/Donations

Will a Vendor Be Used: ☒ Yes* ☐ No **** Attach all contracts and agreements to this form.***

Name of Vendor (if applicable): Adrenaline Fund Raising

Type of Product or Service Provided by Vendor: Discount Card with area businesses on it

How will compensation be used/distributed? New Uniforms, New Practice Tools, etc

Name of Activity Account: Baseball Activity Account #: 525

Submit completed forms with attachments to the Chief Financial Officer. A signed copy will be returned to you indicating approval or non-approval for fundraisers which require Board approval (over $1,000).

Sponsor Signature Date 1/9/23

Principal Signature – *I certify that it is a minimum of 45 days prior to the desired starting date of the event* Date 1/10/23

Chief Financial Officer Signature Date 1/25/23

* Public Act 94-0714 requires all contracts and agreements that pertain to goods and services that are intended to generate additional revenue and other remunerations for the school district in excess of $1,000.00 be approved by the school board.

☐ Superintendent's Copy ☐ Fiscal Services Copy

Date of Board Approval: _____

Adrenaline Fundraiser Agreement
(DISCOUNT PRODUCT)

Adrenaline and Organization identified below enter into the following Fundraiser Agreement ("Agreement") for the purpose of providing an Adrenaline Fundraising Program ("Program") designed to facilitate Organization's fundraising efforts:

Fundraising Period			
Start Date	Month 3	Day 4	Year 23
End Date	Month 3	Day 11	Year 23

Product	Qty Ordered	Price
425 Discount ticket		

1. **Program Terms.** Adrenaline and Organization agree to the indicated Fundraising Period, product, quantity and price.
2. **Adrenaline Obligations.**
   - Adrenaline agrees to use its best efforts to assist Organization with its fundraising efforts.
   - Adrenaline agrees, at its discretion, to provide training and incentives to individuals involved in the fundraising process along with program materials appropriate to facilitate Organization's fundraising efforts.
   - Adrenaline agrees to supply necessary merchant discounts for the Discount Product.
   - Adrenaline agrees to pay for printing and production costs associated with the sale of fundraising products at the retail price specified in the Program Terms.
3. **Organization Obligations.** Initials
   - Organization agrees to use its best efforts to sell fundraising products at the specified Price. **Organization confirms that it is not under a contractual obligation to participate in a competing non-Adrenaline fundraising program.** Organization agrees to permit Adrenaline to operate the Program within a mutually agreeable time frame and to allow Adrenaline reasonable access to Organization's facilities in order to conduct the Program.
   - Organization acknowledges that Adrenaline may engage in fundraising activities with other organizations at the same time and with the same merchants, products and programs, and that such activity does not constitute a breach of Adrenaline's obligations under this Agreement.
   - For the Discount product that Organization purchases from Adrenaline agrees to pay Adrenaline all amounts collected from the sale of Discount Product minus the Organization's Profit Percentage to Organization. Organization shall pay Adrenaline for the Discount Product at the conclusion of the Program. Organization shall be solely responsible to collect and remit to the appropriate taxing authorities any sales taxes, if required by state law. Organization retains any sales tax amounts collected from the sale of the Discount Product. Organization agrees to return to Adrenaline all unsold or unused Discount Product at the conclusion of the Program.
   - Organization acknowledges that Adrenaline devotes significant time, effort and expense in forming and maintaining relationships with merchants used on its Discount Product, and may continue those relationships with other Adrenaline Fundraising Programs after termination of this Agreement. Accordingly, Organization agrees to protect Adrenaline's merchant relationship for a period of **TWELVE MONTHS** following termination of this Agreement. Organization shall not produce or participate with any Discount Product using any of the merchants from Adrenaline Discount Product prepared for or sold by Organization. Organization agrees to pay Adrenaline **$1,500** as compensation should it choose to use any of the same merchants used in the most recent Adrenaline Discount Product on a non-Adrenaline Discount Product during the **TWELVE MONTHS** following Agreement termination.
4. **Duration, Term and Termination.** Initials
   - **Duration.** Adrenaline and Organization agree that Adrenaline shall be the exclusive provider for this fundraiser for Organization for the following **Term** (Years): ● 1 ○ 2 ○ 3 ○ 4 ○ 5
   - **Termination.** In the event that Organization does not run the Program agreed to herein, **Organization shall reimburse Adrenaline for each unfulfilled year of the Agreement in an amount calculated as follows: 25% x Qty Ordered x Price.** Organization agrees that this reflects costs associated with the Program and is a reasonable approximation of actual damages to Adrenaline.
5. **Intellectual Property Ownership and Product Distribution.** Adrenaline retains all intellectual property rights associated with the products but agrees to license these rights for the limited purpose of product distribution pursuant to the Program. Organization agrees not to use disclose any product, forms, materials, technical information or methods employed by Adrenaline or intellectual property rights owned by Adrenaline for any purpose except in association with the Program absent Adrenaline's express written consent. Adrenaline retains the right to distribute fundraising products as it sees fit following the conclusion of the Program or in the event that the Program is not run.
6. **Authorization and Implementation.** Organization hereby asserts that the representative signing below understands the terms and conditions of the Agreement, agrees to be bound by them and has the authority to bind Organization. Organization holds Adrenaline harmless of any liability regarding the actions of, and/or injuries to Program participants.

Authorized Organization Representative (Signature)	Print Name & Title	Date
[signature]	Pete Iffersagen (President)	1-12-23
Authorized Adrenaline Representative (Signature)	**Print Name & Title**	**Date**

INFORMATION BELOW TO BE COMPLETED BY ADRENALINE SALES REPRESENTATIVE

School / Organization	Group	School Tax Exempt Number	Adrenaline Record Number
Huntley	Baseball		

Address / Delivery Location	City	State	Zip
13719 Harmony Rd	Huntley	IL	60142

School Phone Number	School Fax Number	Number of Students in School / Selling	Mascot / Colors

Contact Name	Best Time to Contact	Contact Phone Number	Contact Email Address
Pete Iffersagen			

HUNTLEY
COMMUNITY SCHOOL DISTRICT 158

Huntley Community School District 158

650 Dr. John Burkey Drive
Algonquin, Illinois 60102

(847) 659-6158 • www.huntley158.org

DATE: February 2, 2023

TO: Building and Grounds Committee

FROM: Doug Renkosik, Director of Operations and Maintenance

RE: O & M Updates **(R)**
Building and Grounds Committee
Committee of the Whole, February 2, 2023

Below is a recap of activities in the O&M Department that have taken place since the January 19, 2023, BOE meeting and highlights of upcoming events.

1. Continued coordination towards completion and closeout of the following capital projects:
   a. Roof System Replacement Phase 4 at Huntley High School.
2. Coordinated bid administration and received proposals in response to Specifications for:
   a. Curtain wall restoration and unit ventilator ductwork modifications at Huntley High School's two-story, 1996 section – *presently in design development*
3. Coordinated construction of the following capital improvement projects:
   a. Guaranteed Energy savings contract RFP 2022-32 with Veregy to install the electrical distribution system and solar power array to support District 158's EV bus fleet initiative
   b. Guaranteed Energy Savings Contract RFP 2022-32A DX cooling system replacements
   c. Roof System Replacement Phase 5 at Huntley High School
   d. Track Resurfacing at Heineman Middle School
   e. Preheat system installation for Boiler Makeup Air serving Heineman boiler room
   f. Asphalt Sealcoat newer pavement at Marlowe Middle School
   g. Backstop netting system installation at Huntley High School's varsity baseball and softball diamonds – *project is 95% complete at this time.*
   h. Pavement Improvements in the D158 Transportation Center Bus lot
   i. Pavement Improvements at Reed Road Campus including connecting drive between Martin and Marlowe and Martin bus lot and receiving area
4. Continued coordination of specifications development for the following summer 2023 projects:
   a. Floor finish Replacement Phase 2 at Chesak and Leggee Elementary Schools – *on hold until higher priority project actual costs are identified thru their procurement process.*
5. Issued Request For Proposals (RFP)2023-05 for Custodial Services on 12-17-22. Proposals were opened on January 27, 2023. The Evaluation Committee will be interviewing interested proposal providers in the month of February with the goal of presenting a recommendation to the Board of Education in March.

ATTACHMENTS-None at this time.

DR/jk

Huntley Community School District 158

650 Dr. John Burkey Drive
Algonquin, Illinois 60102
(847) 659-6158 • www.district158.org

DATE: February 2, 2022

TO: Building and Grounds Committee and Administration

FROM: Doug Renkosik, Director of Operations and Maintenance

RE: FY 23 D158 Operations and Maintenance Department Annual Report **(R)**
Building and Grounds Committee
Committee of the Whole meeting, February 2, 2022

Attached is a report which documents the Operation and Maintenance Department's evolution over the recent years, providing some insight as to what the Department does and provides some measures of its performance.

DR/jk

Huntley Community School District 158

650 Dr. John Burkey Drive
Algonquin, Illinois 60102
(847) 659-6158 • www.Huntley158.org

Operations & Maintenance

2023

Annual Report

Author: Doug Renkosik, Director of Operations and Maintenance

Last Edit Date: January 25, 2023

The following report is intended to provide a look at the recent history of the Huntley Community School District 158 Operations and Maintenance Department. Where digital data is available, it has been included to provide a look back at how the Operations and Maintenance Department has evolved. The report is also intended to provide some information on what the Operations and Maintenance Department does for the taxpayers of the community who entrust the O&M Department with physical plant management responsibilities.

This report is intended to be an executive summary of data and is limited.

When the school district moved to new facilities away from the old Huntley Campus off Lincoln Street, the school district transitioned to a more outsourced model of providing Operations and Maintenance Department services. Outsourcing peaked about 2005 when the School District expanded its' facilities from 840,000 square feet (five buildings) to 1,410,000 square feet (nine buildings) all in one summer. Since that time, the School District has moved away from the outsourced model slightly.

On the Fiscal review graph you will notice that over the last few years, capital replacement spending is starting to decline. This is happening for a few reasons; one a life cycle on roof systems is near the end (the only thing left is HHS has a couple more years to go at present pace), and two remaining life cycle replacement initiatives have been slowed down due to funding issues including asphalt replacement and floor finish replacement.

Also of note is the increase in the purchase of services and supplies during the CoVid19 pandemic period which started in March 2020. As a return to school unfolded, the District spending increased notably with the purchase of supplies, services, and equipment to support enhanced cleaning and increased ventilation. As the pandemic ended, escalating inflation has made the cost of doing business while trying to stay on track with the budget very challenging.

Our Department motto remains: ***Foster a Clean, Comfortable, Safe Learning Environment for Students, Faculty, and Staff***

Included here is an index of the contents of the report on the following pages.

Topic	**Page #**
Physical Plant Inventory	3
Staff Organization Chart	4
Staffing History – Maintenance and Technicians	5
Staffing History – Custodial Services	6
Fiscal History – Summary	7
Fiscal History – Detail	8 thru 10
Summer 2022 O&M Deferred Maintenance Capital projects	11
Service Contract Schedule	12
Energy Conservation Measures Rewards Tally	13
EPA Energy Star Ratings for D158 Facilities	14
EPA Energy Star database energy consumption tracking	15
Inventory of Inspections Managed	16
Village of Algonquin Water Conservation recognition	17
D158 O&M Dept. Staff Work Request Response Time Tracking	18

Huntley Community School District 158 Physical Plant Inventory

last edit 1/31/2022

Campus/Building	Year	Square Footage by Addition	Square Footage by Building	Percentage District 158 Space	Managed Turf Inventory Acres	Pavement Inventory Square Feet
Harmony Road Campus *includes 2014 site improvements*					62	1,092,046
Huntley High School	1997& W wing	167,000				
	2002 Addition	193,388				
	2014/2016	102,356				
	2020	6,836	469,580	31%		
Leggee Elementary School	2000/2001	105,317				
	2003 Addition	14,766	120,083	8%		
Reed Road Campus					52	1,020,019
Marlowe Middle School	2005	130,579				
	2007 Addition	69,800	200,379	13%		
Chesak Elementary School	2000/2001/2002	134,651				
	2003 Addition	24,256	158,907	10%		
Martin Elementary	2002	148,286	148,286	10%		
Square Barn Rd. Campus					51	1,180,000
Heineman Middle School	2005	130,579	130,579	9%		
Mackeben Elementary School	2005	120,192	120,192	8%		
Conley Elementary School	2005	120,192	120,192	8%		
Transportation/Administration	2004	66,746	66,746	4%		
Grand Total			1,534,944	100%	165	3,292,065

Huntley School District 158 Operations and Maintenance Department Organizational Chart

Last Edit 1/25/2023

SPECIAL NOTE: This chart doesn't include 9.75 FTE contracted custodial staff temps. for Enhanced Cleaning for CoVid19 pandemic response action

Harmony Road Campus			Reed Road Campus			Square Barn Road Campus				8	14	43.5625	4
Huntley High 9th - 12th grade	Leggee Elementary K - 5th grade	Marlowe Middle 6th - 8th grade	Martin Elementary 3rd - 5th grade Preschool	Cheask Elementary K - 2nd grade	Heineman Middle 6th - 8th grade	Conley Elementary 3rd - 5th grade	Mackeben Elementary K - 2nd grade	Administration Transportation Building		In-House Custodial FTE	In-House O&M FTE	Out-Sourced Custodial staff FTE	Out-Sourced Custodial management FTE
			Board of Education										
			Superintendent of Schools		**Contracted Services**		Project Manager						1
Athletic Director			Chief Financial Officer		Custodial Services Grounds Management Services		Asst. PM						1
Maintenance Grounds (Flex Hours)			Director of O&M		Snow Removal Services HVAC PM Services Large Equip Other		Sub Day Custodian				2	1	sub
	Administrative Assistant		Asst Director of O&M		Construction Services		Night Supervisors-Custodial (2)				2		2
Technician (5:30am to 2pm)		Technician(5:30am to 2pm)			Technician (5:30am to 2pm)				1				
Maintenance (5:30am to 2 pm)								Maintenance.Courier (6am to 2:30pm)			4		
Lead Day Custodian (5:30am to 2pm)	Lead Day Custodian (6:00am to 2:30pm)	Lead Day Custodian (6:00am to 2:30pm)	Lead Day Custodian (6:00am to 2:30pm)	Lead Day Custodian (6:00am to 2:30pm)	Lead Day Custodian (6:00am to 2:30pm)	Lead Day Custodian (6:00am to 2:30pm)	Lead Day Custodian (6:00am to 2:30pm)	Technician (1:30pm to 10pm)	1		1		
Maintenance (1:30pm to 10 pm)								Technician (2:30pm to 11pm)	1	8	1		
Day Custodian (1.625) (7:00am to 3:30pm)								Technician (3:15pm to 11:45 pm)	1		1	1	day
0.625 Lunch Duty Custodian (11am to 4 pm)	0.625 Lunch Duty Custodian (12pm to 5pm)	0.625 Lunch Duty Custodian (11:00am to 4pm)	1 Lunch Duty Custodian (10:30am to 7pm)	1 Lunch Duty Custodian (11am to 7:30pm)	1 Lunch Duty Custodian (10:30am to 7pm)	0.625 Lunch Duty Custodian (11am to 4pm)	1 Lunch Duty Custodian (10:30am to 7pm)	1 Lunch Duty Custodian (11am to 7:30pm)	1		1		
0.825 Weekend lead(2) (Flex)	2 Lead Night Custodian (2) (4pm to 12:30am)	1 Lead Night Custodian (4pm to 12:30am)	1 Lead Night Custodian (4pm to 12:30am)	1 Lead Night Custodian (4pm to 12:30am)	1 Lead Night Custodian (4pm to 12:30am)	1 Lead Night Custodian (4pm to 12:30am)	1 Lead Night Custodian (4pm to 12:30am)	1 Lead Night Custodian (4pm to 12:30am)	1			7.5	swing
Lead Night Custodian (9:30 pm to 6am)	6 Night Custodians (6.5) (4pm to 12:30am)	2.5 Night Custodians (1.5) (4pm to 12:30am)	3.5 Night Custodians (3.815) (4pm to 12:30am) Weekend custodian (8am to 12:20 pm)	2 Night Custodians (2) (4pm to 12:30am)	2.5 Night Custodians (2.675) (4pm to 12:30am)	2 Night Custodians (2) (4pm to 12:30am)	1.25 Night Custodians (1.5) (4pm to 12:30am)	1.375 Night Custodians (1.5) (4pm to 12:30am)	1		1	1	3rd shift lead
2 Night Custodians (2) (9:30pm to6am)								Night Custodian (4pm to 12:30am)				22.125	
												2	
												0.1125	
5.5	2.5	3.75	2	2.75	2	2.5	2.5	0.83					

SPECIAL NOTES

1. Where shades darken above, positions are outsourced
2. All Custodians in-house & outsourced are managed by custodial services contractor
3. Lunch Duty Custodians have assigned cleaning after last bell of school day

CSD158 Technician and Maintenance Staff Inventory History last edit 1-21-23

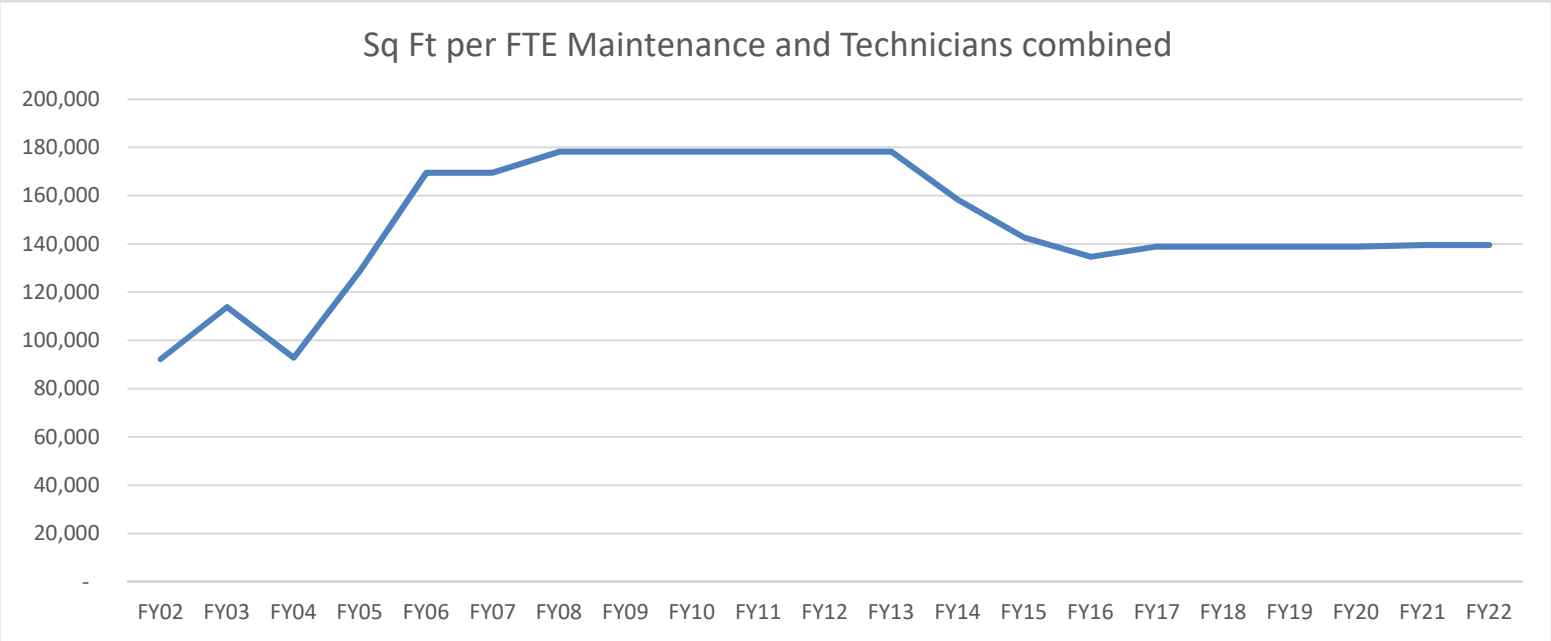

Fiscal Year	Maintenance & Technicians	Staff	Physical Plant Space Maintained
FY02	92,221	5.5	507,216
FY03	113,770	7	796,390
FY04	92,824	9	835,412
FY05	128,880	7	902,158
FY06	169,494	8	1,355,952
FY07	169,494	8	1,355,952
FY08	178,219	8	1,425,752
FY09	178,219	8	1,425,752
FY10	178,219	8	1,425,752
FY11	178,219	8	1,425,752
FY12	178,219	8	1,425,752
FY13	178,219	8	1,425,752
FY14	158,417	9	1,425,752
FY15	142,575	10	1,425,752
FY16	134,615	11	1,480,762
FY17	138,919	11	1,528,108
FY18	138,919	11	1,528,108
FY19	138,919	11	1,528,108
FY20	138,919	11	1,528,108
FY21	139,540	11	1,534,944
FY22	139,540	11	1,534,944

CSD158 Custodial Staff Inventory History

last edit 1-18-23

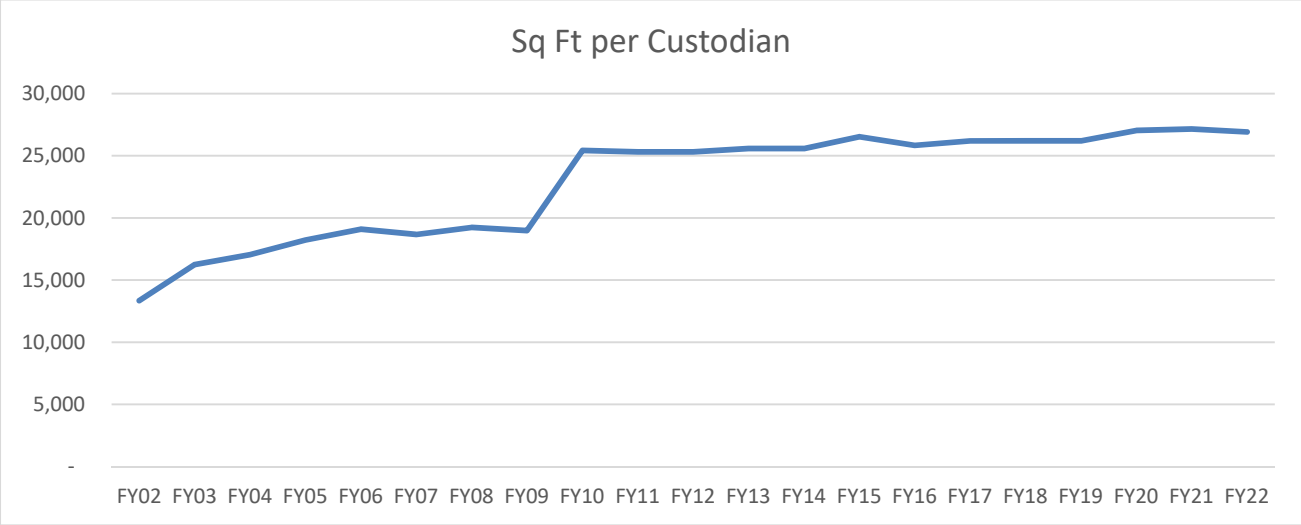

Fiscal Year	Square Feet covered per custodian	Total Custodial	HESPA Custodial	Out-Sourced Custodial	Physical Plant Space Maintained
FY02	13,348	38	13	25	507,216
FY03	16,253	49	16	33	796,390
FY04	17,049	49	16	33	835,412
FY05	18,225	49.5	15	34.5	902,158
FY06	19,098	71	11.58	59.42	1,355,952
FY07	18,672	72.62	11.58	61.04	1,355,952
FY08	19,236	74.12	11.58	62.54	1,425,752
FY09	18,980	75.12	11.58	63.54	1,425,752
FY10	25,424	56.08	11.58	44.75 see note 1	1,425,752
FY11	25,311	56.33	11.58	44.75	1,425,752
FY12	25,311	56.33	11.58	44.75	1,425,752
FY13	25,574	55.75	11	44.75	1,425,752
FY14	25,574	55.75	11	44.75	1,425,752
FY15	26,526	53.75	9	44.75	1,425,752
FY16	25,831	57.325	9	48.325	1,480,752
FY17	26,200	58.325	9	49.325	1,528,108
FY18	26,200	58.325	9	49.325	1,528,108
FY19	26,200	58.325	9	49.325	1,528,108
FY20	27,032	56.53	9	47.53	1,528,108
FY21	27,153	56.53	9	47.53	1,534,944
FY22	26,915	57.03	9	48.03	1,534,944

Note #1: Outsourced custodial services contract reduced by 35%

O&M Dept. Managed Accounts Fiscal History

(excludes Technology and Telephone)

last edit 1-19-23

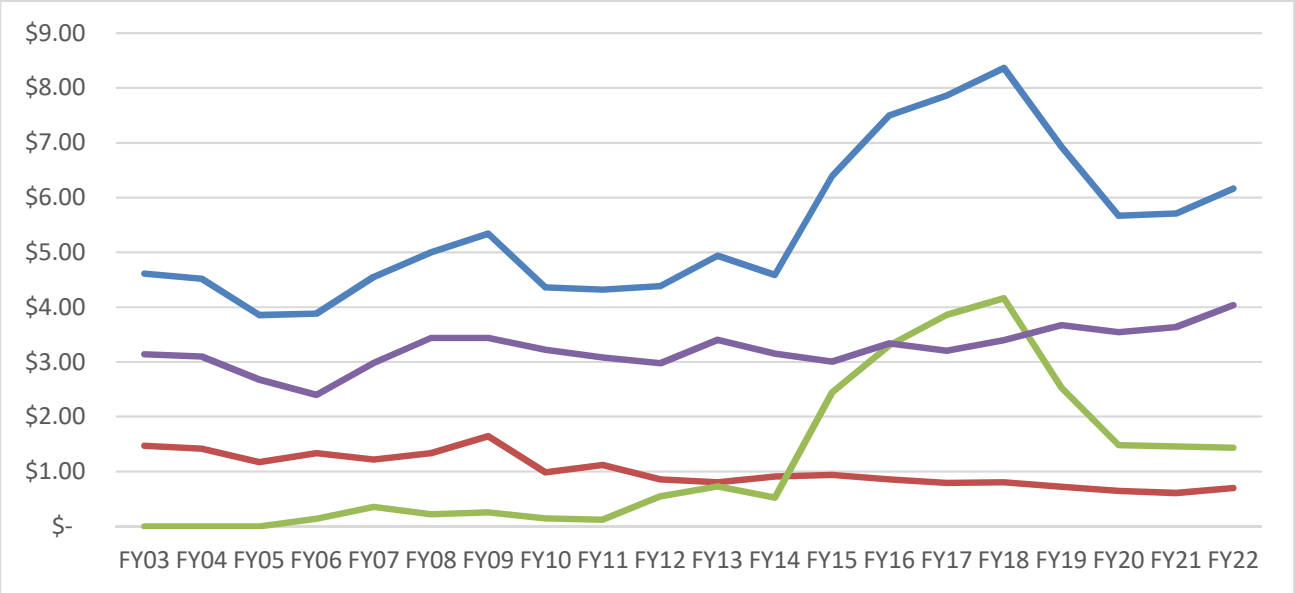

Fiscal Year Actual Expended	Total Expense per Sq Ft	Expense per Sq Ft Gas & Electric only	Expense per Sq Ft Capital Projects	Expense per Sq Ft w/o Gas, Electric, Capital projects	Facility Space Inventory
FY03	$ 4.61	$ 1.47	$ -	$ 3.14	796,390
FY04	$ 4.52	$ 1.42	$ -	$ 3.10	835,412
FY05	$ 3.86	$ 1.17	$ -	$ 2.68	902,158
FY06	$ 3.88	$ 1.34	$ 0.14	$ 2.40	1,361,568
FY07	$ 4.55	$ 1.22	$ 0.35	$ 2.98	1,361,568
FY08	$ 5.00	$ 1.33	$ 0.22	$ 3.44	1,425,752
FY09	$ 5.34	$ 1.64	$ 0.26	$ 3.44	1,425,752
FY10	$ 4.36	$ 0.99	$ 0.15	$ 3.22	1,425,752
FY11	$ 4.32	$ 1.12	$ 0.12	$ 3.08	1,425,752
FY12	$ 4.38	$ 0.86	$ 0.55	$ 2.98	1,425,752
FY13	$ 4.93	$ 0.81	$ 0.73	$ 3.40	1,425,752
FY14	$ 4.59	$ 0.91	$ 0.52	$ 3.15	1,425,752
FY15	$ 6.39	$ 0.94	$ 2.44	$ 3.01	1,425,762
FY16	$ 7.50	$ 0.86	$ 3.31	$ 3.34	1,480,762
FY17	$ 7.86	$ 0.79	$ 3.86	$ 3.21	1,528,108
FY18	$ 8.36	$ 0.80	$ 4.16	$ 3.40	1,528,108
FY19	$ 6.92	$ 0.72	$ 2.53	$ 3.67	1,528,108
FY20	$ 5.67	$ 0.65	$ 1.48	$ 3.54	1,528,108
FY21	$ 5.71	$ 0.61	$ 1.46	$ 3.64	1,534,944
FY22	$ 6.17	$ 0.70	$ 1.43	**$ 4.03**	1,534,944

SPECIAL NOTE: escalation is related to pandemic and inflation

O&M Dept. Managed Accounts Fiscal History - Detail

(excludes Technology and Telephone)

Fund 20	District Space - sq. ft.	1,534,944		1,534,944		1,528,108		1,528,108		1,528,108		1,528,108		1,480,762		1,425,762	
Accounts		Fiscal Year 21.22		Fiscal Year 20.21		Fiscal Year 19.20		Fiscal Year 18.19		Fiscal Year 17.18		Fiscal Year 16.17		Fiscal Year 15.16		Fiscal Year 14.15	
Function	Description	actual	$/sf	actual	$/sf	actual	$/sf	actual	$/sf	actual	$/sf	actual	$/sf	actual	$/sf	actual	$/sf
DETAIL BY ACCOUNT																	
100	Salaries	$ 1,426,928	$ 0.93	$ 1,402,379	$ 0.92	$ 1,400,881	$ 0.92	$ 1,314,509	$ 0.86	$ 1,219,903	$ 0.80	$ 1,206,965	$ 0.79	$ 1,149,517	$ 0.78	$ 1,101,382	$ 0.77
200	Benefits	$ 217,755	$ 0.14	$ 214,770	$ 0.14	$ 186,456	$ 0.12	$ 199,677	$ 0.13	$ 194,617	$ 0.13	$ 157,653	$ 0.10	$ 154,833	$ 0.10	$ 138,506	$ 0.10
2540-310	Professional Technical Services	$ 172,705	$ 0.11	$ 128,698	$ 0.08	$ 287,596	$ 0.19	$ 242,231	$ 0.16	$ 276,507	$ 0.18	$ 187,819	$ 0.12	$ 107,174	$ 0.07	$ 105,163	$ 0.07
2540-332	Travel	$ 2,738	$ 0.00	$ 1,679	$ 0.00	$ 4,223	$ 0.00	$ 3,897	$ 0.00	$ 3,050	$ 0.00	$ 2,459	$ 0.00	$ 2,961	$ 0.00	$ 3,573	$ 0.00
2540-370	Water/Sewer	$ 81,035	$ 0.05	$ 64,217	$ 0.04	$ 104,994	$ 0.07	$ 131,913	$ 0.09	$ 107,631	$ 0.07	$ 102,754	$ 0.07	$ 95,602	$ 0.06	$ 93,672	$ 0.07
2540-410	Office Supplies-B&G	$ 3,416	$ 0.00	$ 4,206	$ 0.00	$ 2,555	$ 0.00	$ 4,043	$ 0.00	$ 2,343	$ 0.00	$ 2,106	$ 0.00	$ 4,980	$ 0.00	$ 1,502	$ 0.00
2540-464	O&M (Vehicle)Fuel Costs	$ -	$ -	$ -	$ -	$ -	$ -	$ -	$ -	$ -	$ -	$ -	$ -	$ 781	$ 0.00	$ 781	$ 0.00
2540-465	Natural Gas	$ 323,565	$ 0.21	$ 267,304	$ 0.17	$ 219,427	$ 0.14	$ 262,980	$ 0.17	$ 257,226	$ 0.17	$ 242,405	$ 0.16	$ 203,737	$ 0.14	$ 279,800	$ 0.20
2540-466	Electricity	$ 742,825	$ 0.49	$ 665,878	$ 0.44	$ 770,126	$ 0.50	$ 840,226	$ 0.55	$ 972,770	$ 0.64	$ 971,298	$ 0.64	$ 1,064,979	$ 0.72	$ 1,063,275	$ 0.75
2540-640	Dues & Fees	$ 6,008	$ 0.00	$ 2,502	$ 0.00	$ 2,613	$ 0.00	$ 4,388	$ 0.00	$ 2,732	$ 0.00	$ 3,268	$ 0.00	$ 2,880	$ 0.00	$ 2,584	$ 0.00
2542-310	Custodial Contracted Services	$ 2,044,876	$ 1.34	$ 1,621,807	$ 1.06	$ 1,513,421	$ 0.99	$ 1,582,779	$ 1.04	$ 1,469,120	$ 0.96	$ 1,442,960	$ 0.94	$ 1,421,022	$ 0.96	$ 1,312,480	$ 0.92
2542-320	Contractual Overtime	$ 18,597	$ 0.01	$ 80,893	$ 0.05	$ 27,490	$ 0.02	$ 8,108	$ 0.01	$ 36,642	$ 0.02	$ 50,922	$ 0.03	$ 50,633	$ 0.03	$ 40,489	$ 0.03
2542-321	Sanitation Extermination	$ 52,997	$ 0.03	$ 41,424	$ 0.03	$ 35,362	$ 0.02	$ 50,098	$ 0.03	$ 34,264	$ 0.02	$ 38,016	$ 0.02	$ 39,939	$ 0.03	$ 39,259	$ 0.03
2542-322	Snow Removal	$ 206,388	$ 0.14	$ 225,737	$ 0.15	$ 196,631	$ 0.13	$ 263,469	$ 0.17	$ 259,287	$ 0.17	$ 158,942	$ 0.10	$ 146,106	$ 0.10	$ 260,574	$ 0.18
2542-323	Repairs-Buildings	$ 555,037	$ 0.36	$ 578,787	$ 0.38	$ 503,837	$ 0.33	$ 555,541	$ 0.36	$ 648,938	$ 0.42	$ 587,105	$ 0.38	$ 536,706	$ 0.36	$ 387,836	$ 0.27
2542-324	Fingerprint Background Check	$ -	$ -	$ -	$ -	$ -	$ -	$ (833)	$ (0.00)	$ (96)	$ (0.00)	$ 7,742	$ 0.01	$ 3,724	$ 0.00		
2542-325	Rentals	$ 373	$ 0.00	$ -	$ -	$ 25	$ 0.00	$ -	$ -	$ 743	$ 0.00	$ 1,072	$ 0.00	$ 534	$ 0.00	$ 5,616	$ 0.00
2542-329	Small Building Projects	$ 18,940	$ 0.01	$ 109,342	$ 0.07	$ 64,186	$ 0.04	$ 179,934	$ 0.12	$ 352,253	$ 0.23	$ 242,477	$ 0.16	$ 341,762	$ 0.23	$ 202,038	$ 0.14
2542-390	Other Purchased Services(PM)	$ 239,745	$ 0.16	$ 199,850	$ 0.13	$ 205,183	$ 0.13	$ 241,668	$ 0.16	$ 207,495	$ 0.14	$ 155,965	$ 0.10	$ 486,402	$ 0.33	$ 179,245	$ 0.13
2542-410	Supplies - B&G	$ 640,843	$ 0.42	$ 642,488	$ 0.42	$ 453,363	$ 0.30	$ 442,399	$ 0.29	$ 398,156	$ 0.26	$ 366,850	$ 0.24	$ 310,590	$ 0.21	$ 278,474	$ 0.20
2542-490	Invent Supplies - B&G	$ 18,449	$ 0.01	$ 36,364	$ 0.02	$ 53,325	$ 0.03	$ 10,675	$ 0.01	$ 19,085	$ 0.01	$ 45,892	$ 0.03	$ 52,544	$ 0.04	$ 31,100	$ 0.02
2542-520	Building Projects	$ 881,939	$ 0.58	$ 1,947,786	$ 1.27	$ 678,891	$ 0.44	$ 3,406,900	$ 2.23	$ 3,065,644	$ 2.01	$ 4,256,902	$ 2.79	$ 3,148,757	$ 2.13	$ 1,928,467	$ 1.35
2543-320	Grounds Mgmt Service Contract	$ 191,709	$ 0.13	$ 192,699	$ 0.13	$ 184,839	$ 0.12	$ 183,032	$ 0.12	$ 155,781	$ 0.10	$ 157,455	$ 0.10	$ 156,245	$ 0.11	$ 154,200	$ 0.11
2543-323	Repairs-Grounds	$ 219,142	$ 0.14	$ 91,669	$ 0.06	$ 160,063	$ 0.10	$ 249,460	$ 0.16	$ 90,527	$ 0.06	$ 152,707	$ 0.10	$ 117,079	$ 0.08	$ 80,566	$ 0.06
2543-329	Grounds Small Projects	$ 23,200	$ 0.02	$ 74,414	$ 0.05	$ 34,417	$ 0.02	$ 55,724	$ 0.04	$ 21,185	$ 0.01	$ 17,225	$ 0.01	$ 19,023	$ 0.01	$ 2,136	$ 0.00
2543-390	Grounds Contractual Other	$ -	$ -	$ -	$ -	$ 2,200	$ 0.00	$ 4,214	$ 0.00		$ -		$ -		$ -		$ -
2543-410	Grounds Supplies	$ 99,835	$ 0.07	$ 53,786	$ 0.04	$ 79,071	$ 0.05	$ 90,908	$ 0.06	$ 45,625	$ 0.03	$ 62,623	$ 0.04	$ 76,040	$ 0.05	$ 40,556	$ 0.03
2543-490	Grounds Invent Supplies	$ -	$ -	$ 8,722	$ 0.01	$ -	$ -	$ 22,892	$ 0.01	$ 11,673	$ 0.01	$ -	$ -	$ 17,715	$ 0.01	$ 17,715	$ 0.01
2543-530	Improvements Not Buildings	$ 1,266,570	$ 0.83	$ 101,730	$ 0.07	$ 1,484,580	$ 0.97	$ 222,276	$ 0.15	$ 2,918,826	$ 1.91	$ 1,382,068	$ 0.90	$ 1,385,115	$ 0.94	$ 1,351,084	$ 0.95
2545-323	Vehicle Service	$ 8,533	$ 0.01	$ 3,343	$ 0.00	$ 5,726	$ 0.00	$ 4,454	$ 0.00	$ 6,280	$ 0.00	$ 8,603	$ 0.01	$ 5,726	$ 0.00	$ 9,883	$ 0.01

Key Performance indicator by facility space

total expended	Totals by Account	$ 9,464,148	$ 6.17	$ 8,762,473	$ 5.71	$ 8,661,482	$ 5.67	$ 10,577,562	$ 6.92	$ 12,778,206	$ 8.36	$ 12,012,254	$ 7.86	$ 11,103,105	$ 7.50	$ 9,111,956	$ 6.39
gas & electric only	Totals by Account	$ 1,066,390	$ 0.70	$ 933,182	$ 0.61	$ 989,553	$ 0.65	$ 1,103,206	$ 0.72	$ 1,229,996	$ 0.80	$ 1,213,703	$ 0.79	$ 1,268,716	$ 0.86	$ 1,343,075	$ 0.94
capital projects only	Total for 500's +329's	$ 2,190,649	$ 1.43	$ 2,233,271	$ 1.46	$ 2,262,075	$ 1.48	$ 3,864,834	$ 2.53	$ 6,357,908	$ 4.16	$ 5,898,672	$ 3.86	$ 4,894,657	$ 3.31	$ 3,483,725	$ 2.44
total expended wo capital projects & energy	Totals by Account	$ 6,207,109	$ 4.03	$ 5,596,020	$ 3.64	$ 5,409,854	$ 3.54	$ 5,609,522	$ 3.67	$ 5,190,302	$ 3.40	$ 4,899,879	$ 3.21	$ 4,939,732	$ 3.34	$ 4,285,156	$ 3.01

Key Performance indicator by student population

total expended	Totals by Account	$ 9,464,148	$ 1,097	$ 8,762,473	$ 957	$ 8,661,482	$ 946	$ 10,577,562	$ 1,133	$ 12,778,206	$ 1,333	$ 12,012,254	$ 1,252	$ 11,103,105	$1,175	$ 9,111,956	$ 962
gas & electric only	Totals by Account	$ 1,066,390	$ 124	$ 933,182	$ 102	$ 989,553	$ 108	$ 1,103,206	$ 118	$ 1,229,996	$ 128	$ 1,213,703	$ 126	$ 1,268,716	$ 134	$ 1,343,075	$ 142
capital projects only	Total for 500's +329's	$ 2,190,649	$ 254	$ 2,233,271	$ 244	$ 2,262,075	$ 247	$ 3,864,834	$ 414	$ 6,357,908	$ 663	$ 5,898,672	$ 615	$ 4,894,657	$ 518	$ 3,483,725	$ 368

enrollment history comparison

student population	8,630	9,158	9,158	9,336	9,583	9,595	9,451	9,475

O&M Dept. Managed Accounts Fiscal History - Detail

(excludes Technology and Telephone)

Fund 20	District Space - sq. ft.	1,425,752		1,425,752		1,425,752		1,425,752		1,425,752		1,425,752		1,425,752		1,361,568	
Accounts		**Fiscal Year 13.14**		**Fiscal Year 12.13**		**Fiscal Year 11.12**		**Fiscal Year 10.11**		**Fiscal Year 09.10**		**Fiscal Year 08.09**		**Fiscal Year 07.08**		**Fiscal Year 06.07**	
Function	**Description**	**actual**	**$/sf**	**actual**	**$/sf**	**actual**	**$/sf**	**actual**	**$/sf**	**actual**	**$/sf**	final adj budget	**$/sf**	actual/**budget**	**$/sf**	**actual**	**$/sf**
DETAIL BY ACCOUNT																	
100	**Salaries**	$ 1,043,545	$ 0.73	$ 1,060,987	$ 0.74	$ 983,322	$ 0.69	$ 927,043	$ 0.65	$ 935,659	$ 0.66	$ 903,495	$ 0.63	$ 920,796	$ 0.68	$ 910,817	$ 0.67
200	**Benefits**	$ 149,045	$ 0.10	$ 160,696	$ 0.11	$ 137,064	$ 0.10	$ 137,407	$ 0.10	$ 63,554	$ 0.04	$ 131,999	$ 0.09	$ 79,601	$ 0.06	$ 600	$ 0.00
2540-310	Professional Technical Services	$ 147,178	$ 0.10	$ 75,896	$ 0.05	$ 94,976	$ 0.07	$ 104,078	$ 0.07	$ 78,000	$ 0.05	$ 207,000	$ 0.15	$ 148,840	$ 0.11	$ 76,260	$ 0.06
2540-332	Travel	$ 3,964	$ 0.00	$ 3,763	$ 0.00	$ 3,412	$ 0.00	$ 1,333	$ 0.00	$ 1,103	$ 0.00	$ 1,725	$ 0.00	$ 2,571	$ 0.00	$ 1,596	$ 0.00
2540-370	Water/Sewer	$ 117,388	$ 0.08	$ 117,258	$ 0.08	$ 108,949	$ 0.08	$ 109,342	$ 0.08	$ 104,590	$ 0.07	$ 102,861	$ 0.07	$ 65,355	$ 0.05	$ 65,514	$ 0.05
2540-410	Office Supplies-B&G	$ 1,479	$ 0.00	$ 661	$ 0.00	$ 712	$ 0.00	$ 2,499	$ 0.00	$ 1,942	$ 0.00	$ 1,617	$ 0.00	$ 1,099	$ 0.00	$ 2,741	$ 0.00
2540-464	O&M (Vehicle)Fuel Costs	$ 72	$ 0.00	$ 100,006	$ 0.07	$ 9,361	$ 0.01	$ 2,547	$ 0.00	$ 5,892	$ 0.00	$ 5,913	$ 0.00	$ 9,874	$ 0.01	$ 11,260	$ 0.01
2540-465	Natural Gas	$ 492,300	$ 0.35	$ 257,548	$ 0.18	$ 196,484	$ 0.14	$ 320,616	$ 0.22	$ 375,269	$ 0.26	$ 799,170	$ 0.56	$ 545,386	$ 0.40	$ 433,360	$ 0.32
2540-466	Electricity	$ 807,592	$ 0.57	$ 891,324	$ 0.63	$ 1,030,113	$ 0.72	$ 1,274,325	$ 0.89	$ 1,034,915	$ 0.73	$ 1,545,452	$ 1.08	$ 1,272,132	$ 0.93	$ 1,223,658	$ 0.90
2540-640	Dues & Fees	$ 3,549	$ 0.00	$ 2,554	$ 0.00	$ 2,519	$ 0.00	$ 226,323	$ 0.16	$ 1,020	$ 0.00	$ 1,600	$ 0.00	$ 1,149	$ 0.00	$ 1,600	$ 0.00
2542-310	Custodial Contracted Services	$ 1,285,487	$ 0.90	$ 1,436,760	$ 1.01	$ 1,379,094	$ 0.97	$ 1,352,766	$ 0.95	$ 1,743,122	$ 1.22	$ 1,744,546	$ 1.22	$ 1,956,030	$ 1.44	$ 1,811,209	$ 1.33
2542-320	Contractual Overtime	$ 33,740	$ 0.02	$ 51,071	$ 0.04	$ 54,645	$ 0.04	$ 43,524	$ 0.03	$ 37,874	$ 0.03	$ 69,057	$ 0.05	$ 100,702	$ 0.07	$ 63,098	$ 0.05
2542-321	Sanitation Extermination	$ 38,424	$ 0.03	$ 48,416	$ 0.03	$ 37,341	$ 0.03	$ 42,166	$ 0.03	$ 68,342	$ 0.05	$ 73,937	$ 0.05	$ 57,081	$ 0.04	$ 47,838	$ 0.04
2542-322	Snow Removal	$ 473,786	$ 0.33	$ 209,722	$ 0.15	$ 137,434	$ 0.10	$ 221,418	$ 0.16	$ 176,183	$ 0.12	$ 314,557	$ 0.22	$ 374,861	$ 0.28	$ 128,093	$ 0.09
2542-323	Repairs-Buildings	$ 382,478	$ 0.27	$ 521,084	$ 0.37	$ 420,896	$ 0.30	$ 309,951	$ 0.22	$ 384,322	$ 0.27	$ 474,008	$ 0.33	$ 371,010	$ 0.27	$ 257,028	$ 0.19
2542-324	Fingerprint Background Check																
2542-325	Rentals	$ 510	$ 0.00	$ 837	$ 0.00	$ 996	$ 0.00	$ 846	$ 0.00	$ 1,378	$ 0.00	$ 990	$ 0.00	$ 1,412	$ 0.00	$ 5,000	$ 0.00
2542-329	Small Building Projects	$ 83,098	$ 0.06														
2542-390	Other Purchased Services(PM)	$ 137,841	$ 0.10	$ 173,915	$ 0.12	$ 185,203	$ 0.13	$ 266,503	$ 0.19	$ 179,654	$ 0.13	$ 232,000	$ 0.16	$ 206,488	$ 0.15	$ 195,118	$ 0.14
2542-410	Supplies - B&G	$ 302,477	$ 0.21	$ 280,316	$ 0.20	$ 297,359	$ 0.21	$ 225,323	$ 0.16	$ 281,355	$ 0.20	$ 307,804	$ 0.22	$ 194,342	$ 0.14	$ 162,630	$ 0.12
2542-490	Invent Supplies - B&G	$ 52,997	$ 0.04	$ 49,637	$ 0.03	$ 74,882	$ 0.05	$ 1,760	$ 0.00	$ 125,043	$ 0.09	$ -	$ -	$ 136,627	$ 0.10	$ 3,659	$ 0.00
2542-520	Building Projects	$ 147,707	$ 0.10	$ 343,703	$ 0.24	$ 487,376	$ 0.34	$ 131,625	$ 0.09	$ 46,240	$ 0.03	$ 176,565	$ 0.12	$ 287,546	$ 0.21	$ 356,162	$ 0.26
2543-320	Grounds Mgmt Service Contract	$ 193,533	$ 0.14	$ 221,021	$ 0.16	$ 213,611	$ 0.15	$ 210,133	$ 0.15	$ 210,889	$ 0.15	$ 212,076	$ 0.15	$ 314,498	$ 0.23	$ 216,726	$ 0.16
2543-323	Repairs-Grounds	$ 69,169	$ 0.05	$ 255,831	$ 0.18	$ 73,074	$ 0.05	$ 177,389	$ 0.12	$ 106,635	$ 0.07	$ 52,800	$ 0.04	$ 43,550	$ 0.03	$ 12,500	$ 0.01
2543-329	Grounds Small Projects	$ 1,980	$ 0.00														
2543-390	Grounds Contractual Other	$ -	$ -	$ -	$ -	$ -	$ -	$ -	$ -	$ 7,812	$ 0.01	$ 7,238	$ 0.01	$ 2,655	$ 0.00	$ 70,868	$ 0.05
2543-410	Grounds Supplies	$ 31,217	$ 0.02	$ 63,384	$ 0.04	$ 21,776	$ 0.02	$ 21,975	$ 0.02	$ 66,127	$ 0.05	$ 45,384	$ 0.03	$ 8,962	$ 0.01	$ 17,000	$ 0.01
2543-490	Grounds Invent Supplies	$ 15,847	$ 0.01	$ 7,299	$ 0.01	$ -	$ -	$ -	$ -	$ 3,828	$ 0.00	$ 10,000	$ 0.01	$ -	$ -	$ -	$ -
2543-530	Improvements Not Buildings	$ 511,972	$ 0.36	$ 694,064	$ 0.49	$ 290,738	$ 0.20	$ 43,413	$ 0.03	$ 163,911	$ 0.11	$ 191,910	$ 0.13	$ 17,121	$ 0.01	$ 125,468	$ 0.09
2545-323	Vehicle Service	$ 11,435	$ 0.01	$ 8,286	$ 0.01	$ 9,098	$ 0.01	$ 6,048	$ 0.00	$ 10,478	$ 0.01	$ 3,151	$ 0.00	$ 7,612	$ 0.01	$ 1,948	$ 0.00
Key Performance indicator by facility space																	
total expended	Totals by Account	$ 6,539,809	$ 4.59	$ 7,036,039	$ 4.93	$ 6,250,436	$ 4.38	$ 6,160,355	$ 4.32	$ 6,215,137	$ 4.36	$ 7,616,855	$ 5.34	$ 7,127,300	$ 5.00	$ 6,201,751	$ 4.55
gas & electric only	Totals by Account	$ 1,299,892	$ 0.91	$ 1,148,872	$ 0.81	$ 1,226,597	$ 0.86	$ 1,594,941	$ 1.12	$ 1,410,184	$ 0.99	$ 2,344,622	$ 1.64	$ 1,817,518	$ 1.33	$ 1,657,018	$ 1.22
capital projects only	Total for 500's +329's	$ 744,757	$ 0.52	$ 1,037,767	$ 0.73	$ 778,114	$ 0.55	$ 175,038	$ 0.12	$ 210,151	$ 0.15	$ 368,475	$ 0.26	$ 304,667	$ 0.22	$ 481,630	$ 0.35
total expended wo capital projects & energy	Totals by Account	$ 4,495,161	$ 3.15	$ 4,849,400	$ 3.40	$ 4,245,725	$ 2.98	$ 4,390,376	$ 3.08	$ 4,594,802	$ 3.22	$ 4,903,758	$ 3.44	$ 5,005,115	$ 3.44	$ 4,063,103	$ 2.98
Key Performance indicator by student population																	
total expended	Totals by Account	$ 6,539,809	$ 691	$ 7,036,039	$ 745	$ 6,250,436	$ 671	$ 6,160,355	$ 676	$ 6,215,137	$ 696	$ 7,616,855	$ 878	$ 7,127,300	$ 869	$ 6,201,751	$ 813
gas & electric only	Totals by Account	$ 1,299,892	$ 137	$ 1,148,872	$ 122	$ 1,226,597	$ 132	$ 1,594,941	$ 175	$ 1,410,184	$ 158	$ 2,344,622	$ 270	$ 1,817,518	$ 222	$ 1,657,018	$ 217
capital projects only	Total for 500's +329's	$ 744,757	$ 79	$ 1,037,767	$ 110	$ 778,114	$ 83	$ 175,038	$ 19	$ 210,151	$ 24	$ 368,475	$ 42	$ 304,667	$ 37	$ 481,630	$ 63

enrollment history comparison

student population	9,466	9,448	9,322	9,113	8,928	8,673	8,200	7,630

O&M Dept. Managed Accounts Fiscal History - Detail

(excludes Technology and Telephone)

Fund 20	District Space - sq. ft.	1,361,568		902,158		835,412		796,390	
Accounts		**Fiscal Year 05.06**		**Fiscal Year 04-05**		**Fiscal Year 03-04**		**Fiscal Year 02-03**	
Function	**Description**	**actual**	**$/sf**	**actual**	**$/sf**	**actual**	**$/sf**	**actual**	**$/sf**
DETAIL BY ACCOUNT									
100	**Salaries**	$ 809,069	$ 0.59	$874,238	$0.97	$994,176	$1.19	$929,049	$1.17
200	**Benefits**	$ 546	$ 0.00	$120,000	$0.13	$110,000	$0.13	in other #	
2540-310	Professional Technical Services	$ 27,742	$ 0.02	300	$0.00	$1,200	$0.00	$192,296	$0.24
2540-332	Travel	$ 1,080	$ 0.00	$1,503	$0.00	$94	$0.00	$1,260	$0.00
2540-370	Water/Sewer	$ 46,565	$ 0.03	$43,104	$0.05	$32,373	$0.04	$37,802	$0.05
2540-410	Office Supplies-B&G	$ 2,846	$ 0.00	$1,063	$0.00	$476	$0.00	$-	$-
2540-464	O&M (Vehicle)Fuel Costs	$ 900	$ 0.00	in other fund					
2540-465	Natural Gas	$ 737,119	$ 0.54	$386,746	$0.43	$311,490	$0.37	$380,463	$0.48
2540-466	Electricity	$ 1,085,169	$ 0.80	$672,064	$0.74	$876,519	$1.05	$785,542	$0.99
2540-640	Dues & Fees	$ 898	$ 0.00	$368	$0.00	$1,543	$0.00	$4,920	$0.01
2542-310	Custodial Contracted Services	$ 1,648,942	$ 1.21	$813,107	$0.90	$856,000	$1.02	$796,548	$1.00
2542-320	Contractual Overtime	$ 18,797	$ 0.01	included in 2542-310					
2542-321	Sanitation Extermination	$ 48,616	$ 0.04	$34,334	$0.04	$23,812	$0.03	$26,372	$0.03
2542-322	Snow Removal	$ 132,414	$ 0.10	$141,609	$0.16	$86,300	$0.10	in other #	
2542-323	Repairs-Buildings	$ 168,099	$ 0.12	$122,669	$0.14	$126,468	$0.15	$166,029	$0.21
2542-324	Fingerprint Background Check								
2542-325	Rentals	$ 3,397	$ 0.00	$9,387	$0.01	$2,623	$0.00	$4,534	$0.01
2542-329	Small Building Projects								
2542-390	Other Purchased Services(PM)	$ 178,471	$ 0.13	$72,695	$0.08	$124,351	$0.15	$34,034	$0.04
2542-410	Supplies - B&G	$ 109,526	$ 0.08	$173,253	$0.19	$188,940	$0.23	$312,673	$0.39
2542-490	Invent Supplies - B&G	$ -	$ -	$0	$0.00	$4,746	$0.01	$-	$-
2542-520	Building Projects								
2543-320	Grounds Mgmt Service Contract	$ 48,278	$ 0.04	included in 2542-390					
2543-323	Repairs-Grounds	$ 3,222	$ 0.00	in-house					
2543-329	Grounds Small Projects								
2543-390	Grounds Contractual Other								
2543-410	Grounds Supplies	$ 18,287	$ 0.01	$11,455	$0.01	$21,345	$0.03	in other #	
2543-490	Grounds Invent Supplies	$ -	$ -	$0	$0.00	$12,758	$0.02	$-	$-
2543-530	Improvements Not Buildings	$ 191,813	$ 0.14						
2545-323	Vehicle Service	$ 129	$ 0.00	in other fund					
Key Performance indicator by facility space									
total expended	Totals by Account	$ 5,281,924	$ 3.88	$ 3,477,894	$ 3.86	$ 3,775,214	$ 4.52	$ 3,671,522	$ 4.61
gas & electric only	Totals by Account	$ 1,822,288	$ 1.34	$ 1,058,810	$ 1.17	$ 1,188,009	$ 1.42	$ 1,166,005	$ 1.47
capital projects only	Total for 500's +329's	$ 191,813	$ 0.14	$ -	$ -	$ -	$ -	$ -	$ -
total expended wo capital projects & energy	Totals by Account	$ 3,267,823	$ 2.40	$ 2,419,084	$ 2.68	$ 2,587,205	$ 3.10	$ 2,505,517	$ 3.14
Key Performance indicator by student population									
total expended	Totals by Account	$ 5,281,924	$ 756	$ 3,477,894	$ 567	$ 3,775,214	$ 697	$ 3,671,522	$ 792
gas & electric only	Totals by Account	$ 1,822,288	$ 261	$ 1,058,810	$ 173	$ 1,188,009	$ 219	$ 1,166,005	$ 251
capital projects only	Total for 500's +329's	$ 191,813	$ 27	$ -	$ -	$ -	$ -	$ -	$ -

enrollment history comparison

student population	6,983	6,134	5,416	4,637

190

District 158 summer 2023 O&M Deferred Maintenance Capital projects

Location	Fiscal Yr	project description	budget	budget/awarded (awarded in bold)
District 158	FY23	Asphalt Repairs	$ 50,000	**$ 50,000**
Trans bus lot w FDR	FY23	Asphalt Repairs	$ 100,000	**40 fund**
Marlowe to Martin drive w FDR	FY23	Asphalt replacement	$ 121,200	**$ 643,500**
Martin - phase 2 - bus lot w FDR	FY23	Asphalt replacement	$ 417,722	**$ 1,210,730**
Marlowe-bus.car lots and dr	FY23	Asphalt sealcoat	$ 40,682	**$ 55,398**
Huntley High School	FY23	Athletic Field Enhancements-backs stops	$ 728,500	**$ 728,500**
Heinemann boiler rooms	FY23	Boiler preheat makeup air systems	$ 80,000	**$ 143,500**
Chesak-classrooms-phase 2a - 300 wing half	FY23	Carpet replacement	$ 81,833	$ 81,833
Leggee-classrooms-phase 2a - 200 wing half	FY23	Carpet replacement	$ 42,510	$ 42,510
HHS Foods Lab	FY23	Casework replacement/rearrangement-phase 1	$ 27,500	$ 27,500
Admin door 1 and door 5	FY23	Concrete walk replacement	$ 35,000	$ 35,000
Marlowe -nine large condensers	FY23	Condenser replacements	$ 1,400,000	**$ 2,344,864**
RRC buildings	FY23	Infrared scan electrical distribution systems	$ 10,000	**$ 4,950**
Mackeben	FY23	Playground safety surface replacement	$ 16,157	$ 16,157
Huntley High School School - east circle - door 30	FY 23	Rubber stair tread replacement	$ 23,000	$ 23,000
Huntley High - phase 4 - areas Z, I, RR	FY23	Roof replacement	$ 646,362	**$ 748,800**
Heinemann - 8 year cycle	FY23	Track resurfacing	$ 90,000	**$ 87,777**
District 158	FY23	Tuckpointing.sealant replacement	$ 100,000	$ 100,000
Administration Center	FY23	Water heater replacement	$ 11,392	$ 11,392
Huntley High School	FY23	Water heater replacement concession stand electric	$ 12,450	$ 12,450
Huntley High School	FY23	Unit ventilator bushings replacement-68 units	$ 54,658	$ 54,658
		total awarded/estimated		**$ 6,422,519**
		total awarded only		**$ 4,088,965**

D158 O&M Managed Service Contracts

Contract Vendor	Scope of Contract	Annual Cost	Origination Date	Contract Term	Expiration Date	District Contract Owner	Notes (Annual contract increase %, Performance Requirments, Etc.)	Evergreen Date	Earliest Action Date
Fox Valley Fire	fire & security alarm monitor	$9,612	4/19/2018	5 yr.	05/06/23	Doug Renkosik		04/06/23	3/1/2023
ABM	custodial services	varies yearly	5/17/2018	3 yr.	05/31/23	Doug Renkosik		No Evergreen Clause	1/1/2023
MDC Environmental	refuse/recycle hauling	$38,341	7/28/2021	1 yr.	08/05/23	Doug Renkosik		No Evergreen Clause	4/1/2023
Weatherworks	certified snow depth reporting	$199			10/31/23	Doug Renkosik			6/1/2023
Thermosystems	three chillers and six RTUs scheduled PM	$24,432	11/1/2020	3 yr.	11/01/23	Doug Renkosik		NA	9/1/2023
Global Water Technologies, Inc	water treatment services	$3,780	5/4/2017	7 yr.	09/01/24	Doug Renkosik		06/01/24	5/1/2024
Advantage Mechanical	HVAC PM's-McQuay/JCI-York	$58,534	7/19/2017		09/30/24	Doug Renkosik		No Evergreen Clause	7/1/2024
Veach, CT	grounds management	$183,071	3/15/2019	3 yr.	11/15/24	Doug Renkosik		No Evergreen Clause	9/1/2024
JCI	chiller scheduled PM and VFRat HHS	$7,936	3/1/2020	3 yr.	02/28/25	Doug Renkosik		NA	11/28/2024
Arctic Snow	snow removal	Open	6/8/2022	3 yr.	04/30/25	Doug Renkosik		No Evergreen Clause	4/1/2025
Fox Valley Fire and Safety	Life safety Syst Inspections - FACP. FE,		3/19/2018	3 yr.	05/30/24	Doug Renkosik		No Evergreen Clause	1/30/2025
FMX	CMMS.scheduling software	$18,730	6/1/2022	3.08 yr	06/01/25	Doug Renkosik	2.5% increase each year	one year notice	2/1/2025
Colley Elevator	elevator grease and oil	$3,778	7/24/2022	3 yr.	07/24/25	Doug Renkosik		5/1/2022-60 days	3/1/2025
Anderson Pest Control	pest control	$6,654	10/25/2022	3 yr.	12/31/25	Doug Renkosik	5% increase each year	30 notice monthly	10/1/2025
MSDS Online	web based SDS sheet access sys	$7,299	2/4/2020	3 yr.	05/04/26	Doug Renkosik		No Evergreen Clause	3/15/2023
Symmetry (starts 9-1-22)	natural gas procurement	nymex henry hub + $0.00987	9/1/2022		08/31/26	Doug Renkosik		NA	3/1/2026
Voltus	demand load response	Performance	11/12/2021		11/12/26	Doug Renkosik		10/12/26	8/12/2026
Trane	Trane Air-cooled chiller PMs	$12,974	4/1/2022	5 yr.	03/30/27	Doug Renkosik		02/28/27	11/4/2026
CTS Group	BMS service support - remote	$14,515	6/13/2022	5 yr.	07/21/27	Doug Renkosik		NA	2/1/2027
Fruin Bros.	cash farm rental	$36,814	1/1/2017	last extension	11/30/27	Doug Renkosik		NA	9/1/2027
ForeFront Power	PPA agreements		6/21/2018		09/01/40	Doug Renkosik			6/1/2040
Barr Mechanical	boiler-Eundura annual PM - Fine Arts	$2,000			annual	Doug Renkosik		NA	annual
Quartix - Vehicle Tracking	vehicle tracking	$719			annual	Doug Renkosik		NA	annual
Earthwise	water softener quarterly pm inspections	$1,600			open	Doug Renkosik		No Evergreen Clause	open

192

Energy Conservation Measures Rewards Tally

Accumulated Annual Cost Savings	**$ 870,930**	
Annual Carbon Emissions Avoided	**14,273,102**	**pounds**
Annual Power Consumption Avoided	**13,566,297**	**kilowatt-hours**
Annual Natural Gas Consumption Avoided	**117,171**	**therms**

Pollution Emissions Disclosure Statement		**Present Energy Costs (at meter)**			
Constellation New Energy Report 2015		gas	$ 0.603	$/ therm	see note #2
1,052.10	lbs. carbon dioxide / 1000 kWh power generated	electric	$ 0.059	$/kWh	see note #3

SPECIAL NOTES

1 Gas unit cost based on 12 month review 11.21 thru 10.22, prior year was $0.437 per therm

2 electricity rate reduced from $0.105 since solar installation w COD Oct.20, prior year was $0.075 per kWh

Projects Tally		**Annual Savings**				
project completion year	**Description**	**kWh**	**therms**	**$ electric**	**$ gas**	**$ total**
2007	Marlowe gym addition lights-convert to fluorescent from metal halide	19,934	0	$ 1,176	$ -	$ 1,176
2009	District-wide gym addition lights-convert to fluorescent from metal halide	223,442	0	$ 13,181	$ -	$ 13,181
2009	Chesak, Martin, Leggee soffit lights -convert to fluorescent from Metal halide	109,777	0	$ 6,476	$ -	$ 6,476
2012	Mackeben - upgrade replacement chiller to premium efficiency unit	64,459	0	$ 3,802	$ -	$ 3,802
2012	Huntley High central chiller replacement to premium efficiency unit	393,232	0	$ 23,197	$ -	$ 23,197
2013	Guaranteed Energy Savings project with CTS including HVAC controls retrofits some interior lighting retrofits and occupancy sensors for lighting control District-wide	3,192,151	88,978	$ 188,305	$ 53,653.73	$ 241,959
2013	Square Barn Road Campus - convert light fixtures on poles to LED from HP sodium	166,424	0	$ 9,817	$ -	$ 9,817
2015	Guaranteed Energy Savings project with PSI including retrofit of over 9,000 lighting fixtures include interior and exterior locations	1,146,925	0	$ 67,657	$ -	$ 67,657
2014	Huntley High Expansion and Renovations Phase 1 - Act on recommendations from the Smart Energy Design Assistance Center for installation of more efficient equipment beyond code requirements including LED lighting interior and exterior, premium efficiency boilers, destratification fans, and added roof insulation	34,052	7,952	$ 2,009	$ 4,795.06	$ 6,804
2015	Huntley High Expansion and Renovations Phase 2 - Act on recommendations from the Smart Energy Design Assistance Center for installation of more efficient equipment beyond code requirements including LED lighting interior and exterior, premium efficiency boiler and chiller, added wall and roof insulation, and premium efficiency windows and doors	133,501	736	$ 7,875	$ 443.81	$ 8,319
2017	Conley Chiller Replacement	227,607	0	$ 13,427	$ -	$ 13,427
2018	Conley and Mackeben retrofit fluorescent fixtures w linear LED	129,887	0	$ 7,662	$ -	$ 7,662
2020	Solar array installations	7402610		$ 436,680	$ -	$ 436,680
2020	GES RFP 2020-32 fluorescent to LED conversion - Leggee, Martin, Heinemann & kitchen DCV all eight sites	204,345	9376	$ 12,054	$ 5,653.73	$ 17,708
2020	kitchen demand control ventilation in all eight school kitchens	33,801	10129	$ 1,994	$ 6,107.79	$ 8,102
2020	lighting retrofit - replace 8ft T8 lamped fixtures with LED	4471	0	$ 264	$ -	$ 264
2021	demand management with Orchestrate while upgrading BAS to Niagara 4-monetary savings estimated at **$63,193.00 per year**-startup postponed during pandemic. Estimated start up is spring 2023	NA	0	$ -	$ -	$ -
2022	HHS east gym fluorescent to LED lighting conversion	7755	0	$ 457	$ -	$ 457
2022	MMS north and south gyms fluorescent to LED lighting conversion	5175		$ 305	$ -	$ 305
2022	electric hand dryer upgrades to high efficiency - 30 total	66750		$ 3,938	$ -	$ 3,938

EPA Energy Star Ratings for *Huntley 158* Facilities

last edit 1/11/2021		Energy Star Rating					
Building	**EPA measurement tool**	**Base Line Year Ending 3-31-10**	**Year Ending 8-31-17**	**Year Ending 2-18-19**	**Year Ending 12-3-19**	**Year Ending 7-1-20**	**Year Ending 2-28-22**
Chesak Elementary School	**pre2018**	**54**	**86**				
	2018	**47**	**77**	**80**	**80**	**78**	**67**
student population w PreK			1770	1749	1685	1579	1579
Leggee Elementary School	**pre2018**	**57**	**82**				
	2018	**42**	**74**	**69**	**76**	**67**	**63**
student population			980	861	924	884	884
Martin Elementary School	**pre2018**	**49**	**84**				
	2018	**49**	**74**	**71**	**69**	**67**	**59**
student population			1006	977	824	755	755
Conley Elementary School	**pre2018**	**29**	**63**				
	2018	**20**	**48**	**54**	**61**	**68**	**65**
student population			685	700	622	558	558
Mackeben Elementary School	**pre2018**	**21**	**67**				
	2018	**16**	**46**	**51**	**57**	**63**	**63**
student population			575	612	541	525	525
Marlowe Middle School	**pre2018**	**48**	**91**				
	2018	**45**	**85**	**87**	**88**	**88**	**80**
student population			1463	1462	1363	1201	1201
Heineman Middle School	**pre2018**	**49**	**81**				
	2018	**28**	**64**	**67**	**63**	**69**	**77**
student population			866	883	846	787	787
Huntley High School	**pre2018**	**39**	**85**				
	2018	**32**	**67**	**74**	**77**	**72**	**72**
student population			2957	3029	3024	2964	2964

EPA Energy Star Reporting Tally

Total Energy consumption comparison: Year ending 3.31.10 to Year ending 2.28.22

kBTU/sf - converted and aggregated gas and electric energy units

Site	Year Ending 3.31.10			Year Ending 2.28.22		
	SF	kBTU/sf	kBTU	SF	kBTU/sf	kBTU
Chesak	158,907	72.5	11,520,758	158,907	62.9	9,995,250
Conley	120,192	79	9,495,168	120,192	62.7	7,536,038
Heinemann	130,579	80.8	10,550,783	130,579	57.4	7,495,235
Mackeben	120,192	86.2	10,360,550	120,192	65	7,812,480
Martin	148,286	67.7	10,038,962	148,286	70.9	10,513,477
Admin Trans	66,742	77.5	5,172,505	66,742	67.3	4,491,737
HHS	360,388	89.6	32,317,645	462,744	64.2	29,708,165
LE	120,083	77.5	9,306,433	120,083	69.2	8,309,744
Marlowe	200,379	71.2	14,266,985	200,379	55.7	11,161,110
2010 totals	1,425,748	79.3	113,029,788			
2022 Totals				1,528,104	63.5	97,023,236

total energy consumption reduction over the 12 years 20%

Huntley Community School District 158 Operations & Maintenance Dept.
Managed Facility inspections list

last edit 1/29/2022

	Inspection type	purpose	assigned to:
1	AC equipment	PM	outsourced
2	Acid dilution pits and canisters	PM	D158
3	AED battery check	PM	D158
4	After-hours walk thru for HVAC control issues	PM	D158
5	AHU OA damper checks and OA intake cleaning	PM	D158
6	Air compressors	PM	D158
7	Air Curtain	PM	D158
8	Air-Handlers	PM	outsourced
9	Air-handlers –add anti-microbe tabs	PM	D158
10	Air-handlers –filter changes	PM	D158
11	Anode rod replacements-water heaters & storage tanks	PM	D158
12	Attic Inspections	PM	D158
13	Backflow Preventers	PM	outsourced
14	Basketball backboard inspections	PM	outsourced
15	Bleacher Inspections	PM	in-house/outsourced
16	Boiler logs and inspection-daily	PM	D158
17	Boiler/Chill Water Treat	PM	outsourced
18	Boiler-burner tune	PM	outsourced
19	Boilers – monthly	PM	D158
20	Boilers– test emergency shut-off	PM	D158
21	Boilers-annual open, inspect, clean	PM	D158
22	Boilers-annual recertification	PM	outsourced
23	Boilers-semi-annual	PM	outsourced
24	Boiler make Up Air Preheat System	PM	D158
25	Building Automation system	PM	outsourced
26	Burglar alarm system test	PM	D158
27	Bus block heater timer-Test batteries	PM	D158
28	Bus wash	PM	outsourced(Trans)
29	Cafeteria Table (Folding)	PM	D158
30	Carbon monoxide sensor testing	PM	D158
31	Chiller-draining/filling	PM	D158
32	Chiller-oil sample analysis	PM	outsourced
33	Chillers-monthly (ops season)	PM	D158
34	Chillers-semi-annual	PM	outsourced
35	Clean screens on drain tile outlets HRC only	PM	D158
36	PE climbing wall checks	PM	D158
37	condensate pumps	PM	D158
38	Custodial Equipment-D158 owned	PM	D158
39	Destratification fans	PM	D158
40	Dimmer Control Rack - HHS PAC	PM	D158
41	Dock leveler (at Admin Trans only)	PM	D158
42	Door hardware checks	PM	D158
43	Door hardware-all-annually	PM	D158
44	Door hardware-Exterior -monthly	PM	D158
45	Dust collectors (HHS IT rooms)	PM	outsourced
46	Elevator phone check	PM	D158
47	Elevator fireman's key ops check	PM	D158
48	Elevator-quarterly	PM	outsourced
49	Elevator-annual hydraulic test	PM	outsourced
50	Elevator-semi-annual recertification	PM	outsourced
51	Emergency Generators-annual	PM	outsourced
52	Emergency Generators-monthly	PM	D158
53	Emergency Generators-weekly logs	PM	D158
54	Emergency Lights – 30 second test	PM	D158
55	Emergency Lights – 90 minute test	PM	D158
56	Exhaust fans	PM	D158
57	Exterior Building envelop inspections	PM	D158
58	Facility Condition assessment-multiple per week-varies	QC	in-house
59	Fire Alarm Print maint. list-smoke detectors	PM	D158
60	Fire Alarm slave printer printout	PM	D158
61	Fire Alarm systems-annual	PM	outsourced
62	Fire Alarm systems-monthly	PM	D158
63	Fire Extinguishers	PM	outsourced
64	Fire pump – annual	PM	outsourced
65	Fire pump – weekly	PM	D158
66	Fire Sprinkler-25 year	PM	outsourced
67	Fire Sprinkler-annual	PM	outsourced
68	Fire Sprinkler-daily logs	PM	D158
69	Fire Sprinkler-dry-draining condensate	PM	D158
70	Fire Sprinkler-five year	PM	outsourced
71	Fire Sprinkler-monthly	PM	D158
72	Fire Sprinkler-quarterly	PM	D158
73	Fire Sprinkler-semi-annual	PM	D158
74	Fire Sprinkler-three year	PM	outsourced
75	Fire Sprinkler-weekly log review	PM	D158
76	First Aid kits	PM	D158
77	Floor drain trap filling	PM	D158
78	Freezestats / Outside air damper position	PM	D158
79	Flush Eye Wash Station	PM	D158
80	Folding partition inspect/adjust	PM	outsourced
81	Forklift PM	PM	outsourced
82	GFCI receptacle tests-all-annual	PM	D158
83	GFCI receptacle tests-exterior-monthly	PM	D158
84	Grease trap clear in kitchens	PM	in-house / outsourced
85	Grounds Condition Assessment	PM	D158
86	Heat wheels	PM	D158
87	Hot water storage tank draining	PM	D158
88	Housekeeping surveillance	QC	in-house-2/3x per wk
89	Housekeeping surveillance	QC	outsourced/in-house
90	HVAC systems-computer network hubs	PM	outsourced
91	Hydronic water filter cartridge check / replace	PM	D158
92	Infrared heaters-Trans	PM	D158
93	Keyless entry sys-semi-annual	PM	outsourced
94	Kitchen equip – replace filters	PM	D158
95	Kitchen equip exhaust hood filter cleaning	PM	D158
96	Kitchen Equip-clean drain bowls	PM	D158
97	Kitchen exhaust dust & fan housing cleaning	PM	outsourced
98	Kitchen range hood Ansul systems	PM	outsourced
99	Ladder inspections	PM	D158
100	ladder Support Bracket	PM	D158
101	Lift Station	PM	D158
102	Light pole visual inspect structural	PM	D158
103	Lockdown system function test	PM	D158
104	MUA unit (HHS IT rooms)	PM	D158
105	O&M Trailer PM	PM	D158
106	Personnel Lifts	PM	outsourced
107	Plaster trap cleaning in science/art rooms	PM	D158
108	Playground Equipment-annual	PM	outsourced
109	Playground Equipment-weekly report	PM	D158
110	portable cooling systems	PM	D158
111	Pumps-Chilled Water Circulation	PM	D158
112	Pumps-circ, ejector, submersible	PM	D158
113	Refrigerant sensors	PM	D158
114	Roll-up doors drop tests	PM	outsourced
115	Roofs-annual condition reports	PM	outsourced
116	Roofs-monthly	PM	D158
117	RTU – filter changes	PM	D158
118	RTU –add anti-microbe tabs	PM	D158
119	RTU- condensate drain purge	PM	D158
120	Sealant Replace-Conley Mack. Metal Roofs	PM	D158
121	Sectional Overhead doors	PM	D158
122	Site Lighting Check	PM	D158
123	Snow tractor/blower	PM	D158
124	Spray booth (HHS IT rooms)	PM	D158
125	Thermostatic Mixing Valves	PM	D158
126	Three-way Mixing Valves –hydronic systems	PM	D158
127	Transfer Switch (emergency Generator systems)	PM	outsourced
128	Unit ventilator fresh air intake cleaning	PM	D158
129	Unit Ventilators-filter changes	PM	D158
130	variable speed drives -heat syncs	PM	D158
131	VAV/FP boxes –filter change	PM	D158
132	wall hydrant draining per-winter	PM	D158
133	Water Heaters-annually	PM	outsourced
134	Water softener Salt level check	PM	D158
135	Water softener testing/log	PM	D158

consumption reduction since flush valve retrofits on SBRC

date range	12.1.18 to 11.30.19	12.1.19 to 11.30.20	12.1.20 to 11.30.21	12.1.21 to 11.30.22
	gallons consumed	gallons consumed	gallons consumed	gallons consumed
Admin Trans	548,000	418,000	279,000	287,000
Heinemann	1,287,000	670,000	522,000	636,000
HMS track	1,133,000	403,000	-	-
Conley	1,206,000	631,000	501,000	576,000
Mackeben	2,107,000	588,000	513,000	679,000
Total SBRC Campus	6,281,000	2,710,000	1,815,000	2,178,000

water consumption reduced:2022 compared to to 2019 **4,103,000 fewer gallons in 2022**
65% reduction

SPECIAL NOTE: notable savings on labor and material for repair calls recognized!

D158 O&M Team Facility Tree Work Request Completion Time Analysis

Fiscal Year	Total # WOs for yr	days per Request
FY12	9,726	7.53
FY13	4,632	4.61
FY14	7,724	4.30
FY15	7,186	3.46
FY16	7,368	3.52
FY17	6,811	4.20
FY18	6,436	3.94
FY19	6,717	4.45
FY20 CoVid	4,701	3.44
FY21 CoVid	5,567	3.46
FY22 to date	4,152	2.51

O&M shop subtotals	Date Range 3/1-5/30/22			Date Range 1/1-2/28/22			Date Range 12/1-12/31/21			Date Range 11/1-11/30/21			Date Range 10/1-10/31/21			Date Range 8/1-9/30/21			Date Range 7/1-7/31/21		
	# requests completed	# of days total to complete all	average turn-around time	# requests completed	# of days total to complete all	average turn-around time	# requests completed	# of days total to complete all	average turn-around time	# requests completed	# of days total to complete all	average turn-around time	# requests completed	# of days total to complete all	average turn-around time	# requests completed	# of days total to complete all	average turn-around time	# requests completed	# of days total to complete all	average turn-around time
Tech/Maintenance subtotal	478	1,384	2.9	308	912	3.0	112	376	3.4	207	565	2.7	147	512	3.5	545	2,251	4.1	119	659	5.5
Custodians D158 subtotal	1,096	1,785	1.6	725	1,150	1.6	260	505	1.9	380	868	2.3	434	787	1.8	1,573	3,902	2.5	107	540	5.0
Custodial Contractor subtotal	110	496	4.5	128	228	1.8	51	91	1.8	68	168	2.5	57	103	1.8	88	215	2.4	4	32	8.0
O&M Dept. Total	1,684	3,665	2.18	1,161	2,290	1.97	423	972	2.30	655	1,601	2.44	638	1,402	2.20	2,206	6,368	2.89	230	1,231	5.35

Detail By Assigned Employee

		3/1-5/30/22			1/1-2/28/22			12/1-12/31/21			11/1-11/30/21			10/1-10/31/21			8/1-9/30/21			7/1-7/31/21		
TECHNICIANS/MAINTENANCE																						
Nardi	District	0	0	#DIV/0!	1	1	1.00	1	2	2.00	2	14	7.00	1	0	0.00	9	108	12.00	2	14	7.00
Oliver	Harmony Rd Campus	28	67	2.39	15	91	6.07	1	4	4.00	11	53	4.82	6	18	3.00	29	161	5.55	4	4	1.00
Letheby	Square Barn Rd Campus	39	48	1.23	25	42	1.68	12	18	1.50	36	57	1.58	15	30	2.00	38	78	2.05	5	15	3.00
Ceithaml	Reed Road Campus	63	229	3.63	53	320	6.04	14	56	4.00	18	69	3.83	17	94	5.53	58	171	2.95	11	52	4.73
Mino	Huntley High grounds	0	0	#DIV/0!	0	0	#DIV/0!	0	0	#DIV/0!	0	0	#DIV/0!	0	0	#DIV/0!	0	0	#DIV/0!	0	0	#DIV/0!
Sauer	District	74	182	2.46	45	91	2.02	16	42	2.63	16	13	0.81	6	18	3.00	41	187	4.56	9	93	10.33
Carlson	HHS-2nd shift maintenance	31	83	2.68	28	40	1.43	8	22	2.75	35	56	1.60	19	28	1.47	55	200	3.64	5	8	1.60
Verhagen, J	Huntley High	39	84	2.15	24	45	1.88	13	20	1.54	12	24	2.00	13	32	2.46	55	177	3.22	8	34	4.25
Neuzil	District	143	387	2.71	65	93	1.43	33	167	5.06	52	241	4.63	50	221	4.42	194	965	4.97	57	270	4.74
Forbes	District	25	182	7.28	27	136	5.04	8	21	2.63	8	13	1.63	6	22	3.67	30	116	3.87	12	114	9.50
Krueger	Admin	36	122	3.39	25	53	2.12	6	24	4.00	17	25	1.47	14	49	3.50	36	88	2.44	6	55	9.17
D158 CUSTODIANS																						
Hernandez	Huntley High	81	392	4.84	55	172	3.13	11	111	10.09	20	140	7.00	23	148	6.43	121	690	5.70	14	89	6.36
McGee	Leggee	264	291	1.10	176	186	1.06	68	81	1.19	98	112	1.14	107	135	1.26	371	340	0.92	24	127	5.29
Carmona	Chesak	158	299	1.89	121	260	2.15	69	154	2.23	66	173	2.62	83	162	1.95	233	851	3.65	24	118	4.92
Alejandro	Martin	112	197	1.76	122	169	1.39	37	63	1.70	68	163	2.40	67	140	2.09	251	931	3.71	8	98	12.25
Corapi	Marlowe	144	228	1.58	86	212	2.47	34	57	1.68	53	144	2.72	63	64	1.02	186	340	1.83	13	67	5.15
Schubert	Heineman	136	121	0.89	65	28	0.43	0	0	#DIV/0!	0	0	#DIV/0!	9	12	1.33	124	111	0.90	3	2	0.67
Purdom	Conley	93	94	1.01	49	69	1.41	15	13	0.87	25	32	1.28	25	34	1.36	126	336	2.67	11	20	1.82
Shephard	Mackeben	108	163	1.51	51	54	1.06	26	26	1.00	50	104	2.08	57	92	1.61	161	303	1.88	10	19	1.90

Huntley Community School District 158 – Board of Education

Regular Agenda

Date: Thursday, January 19, 2023
Meeting: Regular Meeting with Closed Session
Time: 6:00 PM
Location: District Office
650 Dr. John Burkey Drive
Algonquin, IL 60102

Mission Statement: Our learning community will inspire, challenge and empower all students always.
Board of Education Members: President, Mr. Anthony Quagliano; Vice President, Mr. Kevin Gentry; Secretary, Mr. Paul Troy; Mr. William Geheren; Mrs. Melissa Maiorino; Mr. Sean Cratty; Mr. Jonathan Dailey.

Agenda

All times are approximate. D=Discussion, R=Report, A=Action

1. **Call to Order / Roll Call (A)** (Mr. Quagliano)
Call to order the Regular Meeting at 6:03p.m. A quorum must be met.
Roll Call: Ayes 5 /Absent: 1-Mr. Geheren/Late: Mrs. Maiorino(6:05) / Motion Carried
Members: Mr. Quagliano, Mr. Geheren, Mr. Gentry, Mr. Cratty, Mr. Troy, Mrs. Maiorino, Mr. Dailey
2. **Closed Session / Roll Call (A)** (Mr. Quagliano)
Move to enter into closed session at 6:05 p.m. as indicated in the Open Meetings Act and 5ILCS120/2c for discussion of: **(1)** The appointment, employment, discipline, performance, or dismissal of specific employees or legal counsel; **(2)** Collective negotiating matters; (**11)** Litigation; **(14)** Discussion of minutes of meetings lawfully closed under this Act.
Mr. Quagliano moved, Mr. Cratty 2nd
Members: Mr. Geheren, Mr. Cratty, Mr. Gentry, Mr. Quagliano, Mr. Troy, Mrs. Maiorino, Mr. Dailey
Roll Call: Ayes 6 / Nays 0/ Absent 1 Mr. Geheren/ Motion Carried
    1. **Exit or Suspend Closed Session / Voice Call (A)**
    Suspend closed session at 7:04p.m. and return to open session.
    Voice Call: Ayes 6 / Nays 0/ Motion Carried
3. **Resume in Public Session / Roll Call (A)** (Mr. Quagliano) *approx. 7:00 p.m*.
Resume the Regular meeting at 7:04 p.m.
Members: Mr. Troy, Mrs. Maiorino, Mr. Geheren, Mr. Gentry, Mr. Quagliano, Mr.Cratty, Mr. Dailey
Roll Call: Ayes 6 / Absent 0/ Motion Carried
    1. **Action as Required / Roll Call** (Mr. Quagliano)
    No action came from closed session.
4. **Pledge of Allegiance** (Mr. Quagliano)
Emily Gallano and Julia Duchon from Marlowe Middle school lead us in the Pledge. Emily Gallano recently won the Marlowe Spelling Bee.
5. **Public Comment**
Kari Cross, Ahadita Kudrna, Kathleen Trautmann
6. **Revision and Adoption of the Agenda / Voice Call (A)** (Mr. Quagliano)
Agenda was approved with no changes.
Action: Adoption of the Agenda.
Voice Call: Ayes 6/ Nays 1/ Motion Carried
7. **Superintendent's Report (R)** (Dr. Rowe)
Updates were provided about Chronic Absenteeism and the Light Program.
See attached PDF of presentation.
    1. **Light Program Update (R) (**Dr. Rowe)
    Dr. Rowe provided an update on the Light program and engage the board in a discussion about the Light program's future home.
    Recommendation: For informational purposes only.

8. **Associate Superintendent's Report (R)** (Ms. Lombard)

Updates were provided at this time.
Recommendation: For informational purposes only.
9. **Assistant Superintendent Elementary Learning and Innovation (R)** (Dr. MacCrindle)
Updates were provided at this time.
Recommendation: For informational purposes only.
10. **Assistant Superintendent Secondary Learning and Innovation (R)** (Dr. Zwemke)
Updates were provided at this time.
Recommendation: For informational purposes only.
11. **Chief Financial Officer/Treasurer (R)** (Mr. Altmayer)
Updates were provided at this time.
Recommendation: For informational purposes only.
1. **Monthly Fiscal Updates (R)** (Mr. Altmayer)
Mr. Altmayer provided the monthly fiscal updates and the Activity Fund Balance Report.
2. 6.3. **Revenue & Expenditures Report (R)** (Mr. Altmayer)
Monthly report for review and comment.
12. **Community Relations & Student Outreach** (Mrs. Maiorino-Chair, Mr. Geheren, Mr. Dailey)
1. **Freedom of Information Act (FOIA) Requests (R)**
A monthly report on the FOIA requests is provided in the packet.
Recommendation: For informational purposes only.
13. **Policy Committee (R)** (Mr. Dailey-chair, Mr. Geheren, Mr. Troy)
1. **Policy Updates (R)** (Dr. Rowe)
Dr. Rowe presented the Recommended Changes for Board Policy Updates - October 2022, Issue 110.
Recommendation: Administration requests the Policy Committee recommend the above policies be moved forward for a first reading by the Board at the next BOE meeting.
14. **Buildings and Grounds Committee** (Mr. Troy-chair, Mr. Cratty, Mr. Quagliano)
1. **O & M Updates (R)** (Mr. Renkosik)
Mr. Renkosik reported on O&M project updates.
Recommendation: For informational purposes only.
15. **President's Report** (Mr. Quagliano)
16. **Legislation Committee** (Mr. Cratty- Chair, Mrs. Maiorino)
Recommendation: For informational purposes only.
1. **Legislative Updates (R)** (Mr. Cratty)
Mr. Cratty provided legislative updates.
17. **Action Items / Roll/ Voice Call** (Mr. Quagliano)
Action items require a motion and a second; discussion if needed; and roll or voice call.
1. **Board of Education** (Mr. Quagliano)
1. **Minutes (A)**
The following minutes were presented for approval.
Recommendation: Seeking approval of the Board as presented.
Roll Call: Ayes 6/ Nays 1 / Motion Carried
Mr. Quagliano moved, Mr. Cratty 2nd
2. **Human Resources Committee** (Mr. Gentry-chair, Mr. Quagliano)
1. **HR Personnel (A)** (Mr. Zehr)
Seeking approval of the personnel reports provided and reviewed by the Board, which include explanation for resignations, retirements, terminations, employment, contract revisions, and leave requests, as presented.
Roll Call: Ayes 6/ Nays 0/ Motion Carried
Mr. Gentry moved, Mr. Quagliano 2nd
3. **Finance Committee** (Mr. Quagliano-chair, Mr. Cratty, Mr. Gentry)
1. **Payables (A)** (Mr. Altmayer)
Mr. Altmayer sought approval of the Purchase Orders issued at $8,999,254.62; Accounts Payable issued at $13,324.28; Imprest issued at $395,525.38 and Disbursements issued at $20,720,294.44, as presented.
Mr. Quagliano moved, Mr. Dailey 2nd
Roll Call: Ayes 6 / Nays 0/ Motion Carried
2. **Establish the Fiscal Year - Resolution 2023-01-01 (A)** (Mr. Altmayer)

Administration is sought approval of the Board to establish a fiscal year for Huntley Community SD158 as per 105ILCS 5/17-1, for the period of July 1, 2023 through June 30, 2024.
Recommendation: Seeking approval of the Board as presented.
Mr. Quagliano moved, Mrs. Maiorino 2nd
Roll Call: Ayes 6/ Nays 0/ Motion Carried

3. **Designation of Person to Prepare a Tentative Budget Resolution 2023-01-02 (A)** (Mr. Altmayer)
A resolution sought appointment of Mr. Altmayer as the person to prepare a Tentative Budget of the Board will be presented.
Recommendation: Seeking approval of the Board as presented.
Mr. Quagliano moved, Mr. Gentry 2nd
Roll Call: Ayes 6 / Nays 0/ Motion Carried

4. **2016 Debt Refunding Abatement Resolution 2023-01-03 (A)** (Mr. Altmayer)
Sought approval of the Board, to abate $474,996 by the Resolution providing for the payment of debt service on the outstanding General Obligation Refunding School Bonds, Series 2016, of the District, abating a portion of the taxes heretofore levied for the year 2022 for said bonds.
Mr. Quagliano moved, Mr Troy 2nd
Roll Call: Ayes 6/ Nays 0/ Motion Carried
Recommendation: Seeking approval of the Board as presented.

5. **Resolution to Escrow Funds for Future Abatement - 2023-01-04 (A)** (Mr. Altmayer)
Sought approval of the Board to restrict and escrow $12,330,000 as defined in the attached Resolution as well as approve the future Certificate of Reduction of Taxes as noted in section 3 of the attached resolution.
Mr. Quagliano moved, Mr. Dailey 2nd
Roll Call: Ayes 6/Nays 0/ Motion Carried
Recommendation: Seeking approval of the Board as presented.

6. **General Fund Abatement Resolution 2023-01-05 (A)** (Mr. Altmayer)
Sought approval of the Board, to abate $750,000 by the Resolution providing for the payment of debt service on the Series 2004 Capital Appreciation School Building Bonds of the District, abating a portion of the taxes heretofore levied for the year 2022 for said bonds.
Mr. Quagliano moved, Mr. Gentry 2nd
Roll Call: Ayes 6/ Nays 0/ Motion Carried
Recommendation: Seeking approval of the Board as presented.

4. **Buildings and Grounds Committee** (Mr. Troy-chair, Mr. Quagliano, Mr. Cratty)

1. **Bus Lot Expansion Bid 2022-19A (A)** (Mr. Renkosik)
Mr. Renkosik presented Bid 2022-19A to the Board.
Mr. Troy moved, Mr. Quagliano 2nd
Roll Call: Ayes 6/ Nays 0/ Motion Carried
Recommendation: Seeking approval as presented.

2. **Johnson Controls Planned Service Proposal (A)**(Mr. Renkosik)
Mr. Renkosik presented the Johnson Control service proposal to the Board.
Mr. Troy moved, Mr. Quagliano 2nd
Roll Call: Ayes 6/ Nays 0/ Motion Carried
Recommendation: Seeking approval as presented.

3. **Pavement Improvements Bid 2023-19 (A)** (Mr. Renkosik)
Mr. Renkosik presented the Pavement Improvement Bid 2023-19 to the Board.
Recommendation: Seeking approval as presented.
Mr. Troy moved, Mr. Quagliano 2nd
Roll Call: Ayes 6/ Nays 0/ Motion Carried
Resume Closed Session @ 9:58pm

18. **Adjournment (A)** (Mr. Quagliano)
Motion to adjourn the meeting at 10:37 p.m.
Mr. Quagliano moved, Mr. Cratty 2nd
Voice Call: Ayes 6/ Nays 0/ **Motion Carried**