

Special Agenda

Date: Thursday, September 17, 2020

Meeting: Budget Hearing as per OMA and 5ILCS120/2c

Time: 6:00 PM

Location: District Office

650 Dr. John Burkey Drive

Algonquin, IL 60102

The hearing will be held in person in the Huntley 158 Board Room at District Office, 650 Dr. John Burkey Drive, Algonquin, IL. Following social distancing guidelines, there will be limited seating in the Board Room. Additional seating with remote viewing linkup will be available in the building. Public comment will be taken as normal during the meeting. In addition, public comment will be accepted via email to superintendent@district158.org prior to the hearing. Comments submitted by email by 5:00 p.m. will be read aloud during the public comment portion of the meeting. Please include "Public Comment" in the subject line of the email.

Mission Statement: Our learning community will inspire, challenge and empower all students always.

Board of Education Members: President, Mr. Anthony Quagliano; Vice President, Mr. Kevin Gentry; Secretary, Mr. Paul Troy; Mr. William Geheren; Mrs. Melissa Maiorino; Mrs. Lesli Melendy; Mr. Shawn Cratty.

Agenda

All times are approximate. D=Discussion, R=Report, A=Action

1. **Call to Order** (Mr. Quagliano)

Call the Budget Hearing to order for Thursday, September 17, 2020 at 6:00 p.m.

Roll Call: Ayes / Nays / **Motion**_ A quorum must be met.

2. **Pledge of Allegiance**

3. **Budget Hearing** (Mr. Altmayer)

The FY21 Budget Hearing Notice for Publication was given to the *Daily Herald* by the Board of Education of Huntley Community School District 158 of McHenry and Kane Counties, Illinois, and according to 105ILCS 5/17-1, the said budget was on file and conveniently available for public inspection on August 16, 2020 at 650 Dr. John Burkey Drive, Algonquin, Illinois in this school district the past thirty days. Mr. Altmayer will present the Proposed FY21 Budget.

Recommendation: Mr. Altmayer will present and seek action during the Regular Meeting on September 17, 2020.

4. **Public Comment as Per Policy 2:230**

The members of the public and district employees may comment on or ask questions of the Board, subject to reasonable constraints. (Forms are available at the agenda table. Please submit, prior to the meeting to the Board President or Secretary.)

5. **Adjournment** (Mr. Quagliano)

Motion to adjourn the Budget Hearing at __ p.m.

Voice Call: Ayes () / Nays () / **Motion** __



HUNTLEY

COMMUNITY SCHOOL DISTRICT **158**

FY21 Proposed Budget

Presented: September 17, 2020





Huntley Community School District 158

650 Dr. John Burkey Drive
Algonquin, Illinois 60102
(847) 659-6158 • www.district158.org

Members of the Board of Education:

Introduction

We are pleased to present the Budget for Huntley Community School District 158 (the District) for fiscal year 2021. The 2021 Proposed Operating Budget represents the financial blueprint of the educational, strategic and financial objectives set by the Huntley Community School District 158's Board of Education. Responsibility for both the accuracy of the data and the completeness of the presentation rests with the District. We believe the data, as presented, to be materially accurate; that it is presented in a manner designed to fairly set forth the financial position and the projected results of operations of the District.

The District's Budget is a comprehensive financial plan for achieving our financial and operational goals; it is the map of the District's strategic plan. On an annual basis, the District reviews the Budget alongside of our 5 Year Plan, allowing us to inject as much reality into the decisions and actions we make today for the future.

The fiscal year 2021 Proposed Budget continues to reflect the strategic plan of the District. This Budget includes funds to cover the replacement of Chromebooks, curriculum needs and adoptions, ongoing maintenance projects in line with the District's Deferred Maintenance Plan and technology infrastructure upgrades and replacement.

Budget Report Presentation

The Budget Report is presented in three primary sections: Budget Summary, Budget Detail and the State Budget Forms. The Budget Summary provides a high level narrative summary of the projected operating results of the District by fund as well as depicting all fund budgets of the District. The Budget Summary also includes a summary of the 2021 budget, highlights by fund, and charts and graphs providing a visual perspective of the Operating Budget. The Budget Detail includes the 2021 budgeted expenditures by account, key expenditure accounts as well as summarized key revenue accounts.

The State Budget Forms are the forms required to be reviewed and signed by the members of the Board of Education and filed with the County Clerk within 30 days of adoption.



Destination 158

Huntley Community School District 158

FY21 PROPOSED FINAL BUDGET SUMMARY

All Students Always



Huntley Community School District 158

650 Dr. John Burkey Drive
 Algonquin, Illinois 60102
 (847) 659-6158 • www.district158.org

To: Board of Education and Administration

From: Mark Altmayer, Chief Financial Officer

Date: September 17, 2020

Subject: **FY21 Proposed Budget - Summary Memorandum**
 Board of Education Meeting, September 17, 2020

Administration is pleased to present the FY21 Budget. This draft, versus the last draft, the Display Draft, reflects changes in salaries as a result of current remote learning and other miscellaneous adjustments.

In accordance with the State Code for the Annual Budget 105ILCS 5/17-1, The Display Draft of the Budget has been available for public inspection for the last 30 days, starting August 16, 2020.

The Chart below outlines a summary of the operating results by budget draft. Please note that for comparative purposes, presented are the FY19 Actuals, the FY20 Budget as well as the FY21 Display and Proposed Budget Drafts.

	FY19 Actuals	FY20 Budget	FY21 Display Budget	FY21 Proposed Budget
Operating Revenues	\$ 106,242,135	\$ 109,847,655	\$ 110,880,763	\$ 110,889,202
Operating Expenditures	\$ 104,579,047	\$ 109,691,741	\$ 110,765,593	\$ 110,246,199
Operating Surplus (Deficit)	\$ 1,663,088	\$ 155,914	\$ 115,170	\$ 643,003
Beginning Fund Balance	\$ 38,181,485	\$ 39,844,573	\$ 40,000,487	\$ 40,000,487
Ending Fund Balance	\$ 39,844,573	\$ 40,000,487	\$ 40,115,657	\$ 40,643,490
Reserve for Replacement	\$ (7,000,000)	\$ (7,500,000)	\$ (4,100,000)	\$ (4,100,000)
Unrestricted Fund Balance	\$ 32,844,573	\$ 32,500,487	\$ 36,015,657	\$ 36,543,490
	31%	30%	32%	33%

The assumptions made within this plan reflect most recent events as well as current estimates regarding the implications of COVID-19.

For your review, outlined below is a summary of the FY21 Proposed Budget as well as several attachments that will help guide you through the document.

The following information and documents supporting the District's FY21 Proposed Budget are as follows:

- I. Material Modifications from the Display Draft of the FY21 Budget
- II. Financial Implications of COVID-19
- III. Budget Assumptions & Summary
- IV. The FY21 Budget Display Draft by Fund – This document includes a Snapshot Summary, an Aggregate Operating Projections for the Operating Funds and Fund Summaries.
- V. The FY21 Budget Display Draft Detail Expenditures with Key Expenditure and Revenue Detail.
- VI. State Budget Forms as Required by ISBE
- VII. Charts & Graphs providing a visual perspective of the FY21 Proposed Budget - Below

I. Material Modifications from the Display Draft of the FY21 Budget

The Chart below outlines the material modifications from the previous draft of the FY21 Budget.

	Fav(Unfav)	
Salary Reduction	480,000	Estimated decrease as a result of furloughing employees
Substitute Teaching	177,000	An estimated 20% reduction as a result of going to remote learning
Supervision/Extra Duty	45,000	An estimated 20% reduction as a result of going to remote learning
Private Facility	(100,000)	Increase in # of Private Facility students
Curriculum Supplies	(75,000)	Increase in Curriculum Supplies for PLTW
Reclassifications	-	Departmental Reclasses

II. Financial Implications of COVID-19/Economy

Over the past few months, the District has stepped up and faced the many challenges of COVID-19 with generosity and focus by providing learning opportunities for our students, meals to families in need, assisting local hospitals and healthcare providers with daycare and providing disinfectant supplies and resources to emergency responders. The District continues in all of its efforts to move forward in its mission of All Students Always! That said, as a result of school closures and the overall economic impact of COVID-19, there are financial implications. Below is a chart outlining several of these implications with quantified amounts that are now included in the FY21 Budget. These amounts and the implications of COVID will continue to be monitored and adjusted as appropriate.

COVID Adjustments Recognized - Summary

Revenues	Fav(Unfav)
New Construction - Levy	(125,000)
Impact Fees	(100,000)
Student Registration Fees	(100,000)
Rental Fees	(50,000)
Food Services Revs/Exps	(500,000)
Interest Earnings	(200,000)
State Funding EBF	(675,000)
Cares Act Funding	184,000
Decrease in Revenues	(1,566,000)

Expenses	Fav(Unfav)
Contract Custodial	(209,000)
Unemployment Insurance	(50,000)
Energy Cost Reduction	100,000
Covid19 Supplies	(100,000)
Technology Supplies*	(250,000)
Increase in Expenses	(509,000)

* Absorbed within the overall Technology Budget

III. Budget Assumptions & Summary

The FY21 Budget continues to reflect the strategic plan of the District. The Proposed Budget includes funds to cover the replacement of Chromebooks, additional resources as a result of increased needs in Special Education and Social Emotional Learning, major maintenance needs of the District, technology infrastructure upgrades and replacement as well as resources needed during this pandemic.

The FY21 Budget reflects the following material assumptions:

Material Revenue Assumptions

- ✓ The 2019 Levy has been finalized. As such, CPI at 1.9% with New Construction at \$9.74M for the 2019 levy and CPI at 2.0% and New Construction at \$7M for the 2020 levy.
- ✓ State funding reflects the unfavorable impact of the crisis and the impact on overall State funding. As such, State revenues have been reduced by one year of Evidence Based Funding (EBF), or (\$675k), keeping overall funding flat. This may certainly change, depending upon the State's ability to fund the Budget.
- ✓ State Categorical Funding remains relatively flat with the FY20 Budget, with the District budgeting the receipt of all four payments. See below is there is an estimated decrease in the transportation claim reimbursement by (\$133k).
- ✓ Impact & Transition Fees, as a result of the crisis, have been reduced (\$100k) from FY20's budgeted amount of \$350k.

- ✓ Interest Revenue has been decreased by (\$200k) from the FY20 Budget as a result of declining interest rates.
- ✓ See Chart above for other revenue decreases.

Expenditure Assumptions

- ✓ ***Salary increases reflect the District's collective bargaining agreements***
- ✓ For FY21, Health Insurance is budgeted at a 5% increase based on trended claim experience. As a result of the crisis and decreased claims the last several months of FY20, we may see a surge in early FY21 that may impact the overall FY21 budgeted amount.
- ✓ Property & Liability and Workers Compensation Insurance is budgeted to increase 5%.
- ✓ Technology Equipment and Curriculum Materials and Adoptions reflect last year's 5 Year Plan amounts and remain flat with the FY21 Budget.
- ✓ Capital Expenditures for Operations and Maintenance have been reduced (\$1.4M) to approximate \$1.8M. The FY20 Budget approximated \$3.2M. Large capital projects expected for FY21 primarily include new roofing systems at Huntley High School and asphalt patching throughout the district.
- ✓ See Chart above for other expense adjustments.

Summary of the Operating Results

FY21 Operating Revenues are budgeted to increase approximately \$1.04M driven primarily by an increase in levy dollars of \$1.4M, State revenues are held harmless, however decreasing approximately (\$133k) due to a decrease in the Transportation Claim, a decrease in Other Local Revenues (Food Services, Registration, Interest and Rental Fees) by approximately (\$755k) and an increase in Federal funding by approximately \$483k, driven by an increase in National School Lunch by \$175k, the IDEA Grant of \$142k and the Cares Act funding of \$184k.

Operating Expenditures are budgeted to increase approximately \$554k versus the FY20 Budget, primarily driven by the increase in Salaries & Benefits and a decrease in Capital Projects. Please see below:

Salaries and Benefits within the FY21 Budget increased \$2.4M due to the following:

- ✓ Net salary reductions due to declining enrollment and furloughed employees during the remote period, approximating (\$1.6M).
- ✓ HEA, HESPA and Non-Union salary increases of approximately \$2.8M.
- ✓ Benefits increased \$1.2M due to the Health Insurance increase approximating \$479k as well as approximately \$750k in TRS and FICA increases.

Purchased Services is budgeted to decrease approximately (\$221k) from FY20 Budget primarily due to an increase in Custodial of \$209k offset by a decrease in contracted bus leases of (\$121k), a decrease in Operations & Maintenance' Buildings Small Projects by (\$157k) and Repairs and Maintenance of (\$31k).

Supplies & Materials is budgeted to decrease approximately (\$453k) from the FY20 Budget primarily driven by a 10% cut in Building’s Supplies as well as a reduction in food costs as a result of first quarters remote learning. In addition, electric and overall energy costs are budgeted to decrease approximately (\$200k) as a result of solar and the crisis, offset by an increase in COVID supplies.

Operational Capital Outlay is budgeted to decrease approximately (\$1.34M) from the FY20 Budget due to capital budget reductions in Operation’s & Maintenance (noted above).

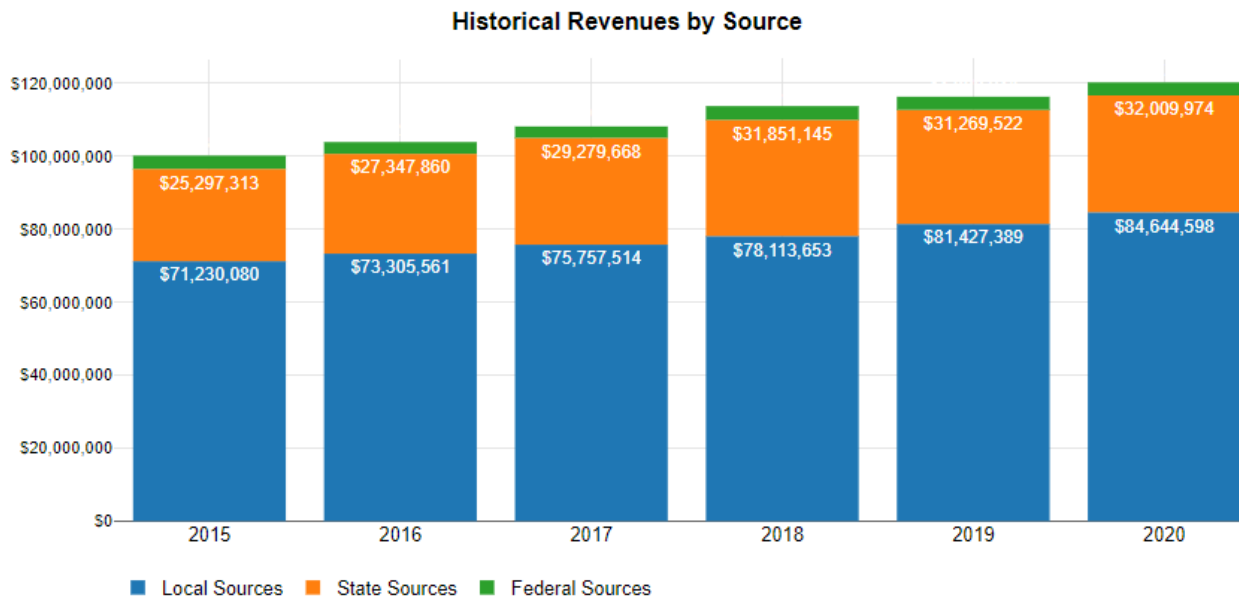
Other Objects is currently budgeted to remain flat with the FY20 Budget covering expenses such as Private Facility, Room & Board, and Out of District Tuition.

As a result, the FY21 Proposed Budget, reflects a current Operating Surplus of \$643k.

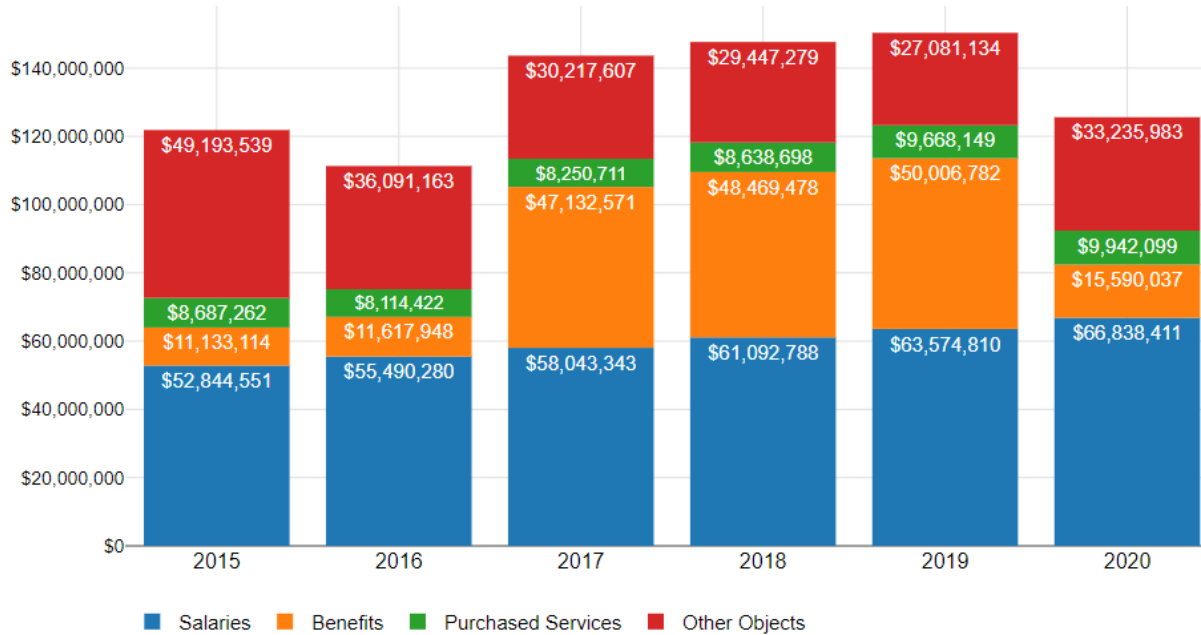
Continued Unknowns and Risks with the FY21 Budget:

- Continued operational budget adjustments related to the pandemic.
- With the 101st General Assembly moving forward, under the current pandemic and economic conditions, the ability for the State to fund the current year Budget remains in question. As more information becomes available, State Revenue will be adjusted.
- Health Insurance and the related risks associated with being self-insured are always uncertain.
- The overall health of the economy and the related financial impact (next year’s CPI, new construction, etc.)

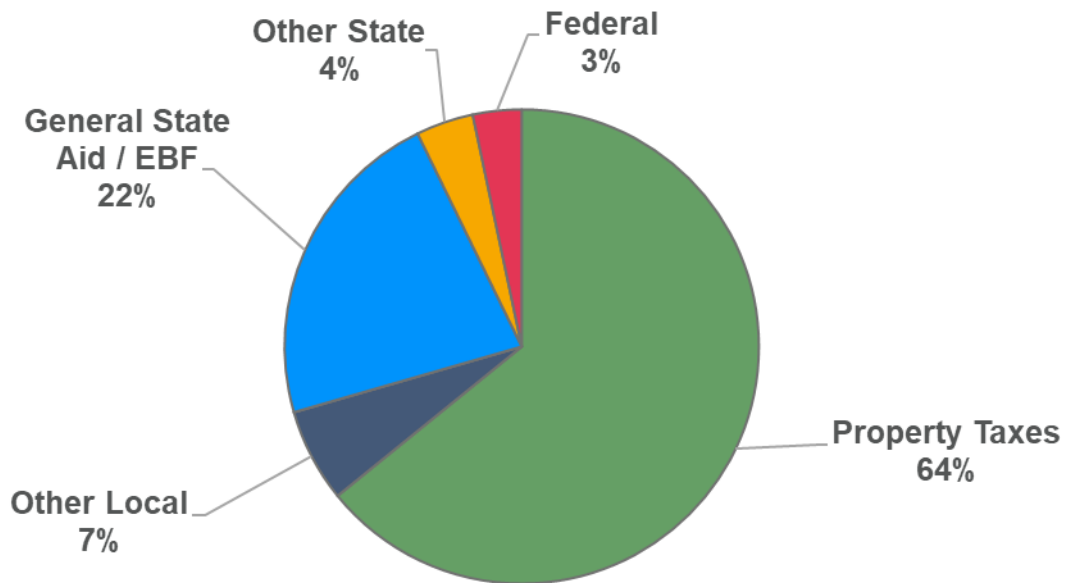
VI. Charts & Graphs of the FY21 Proposed Budget

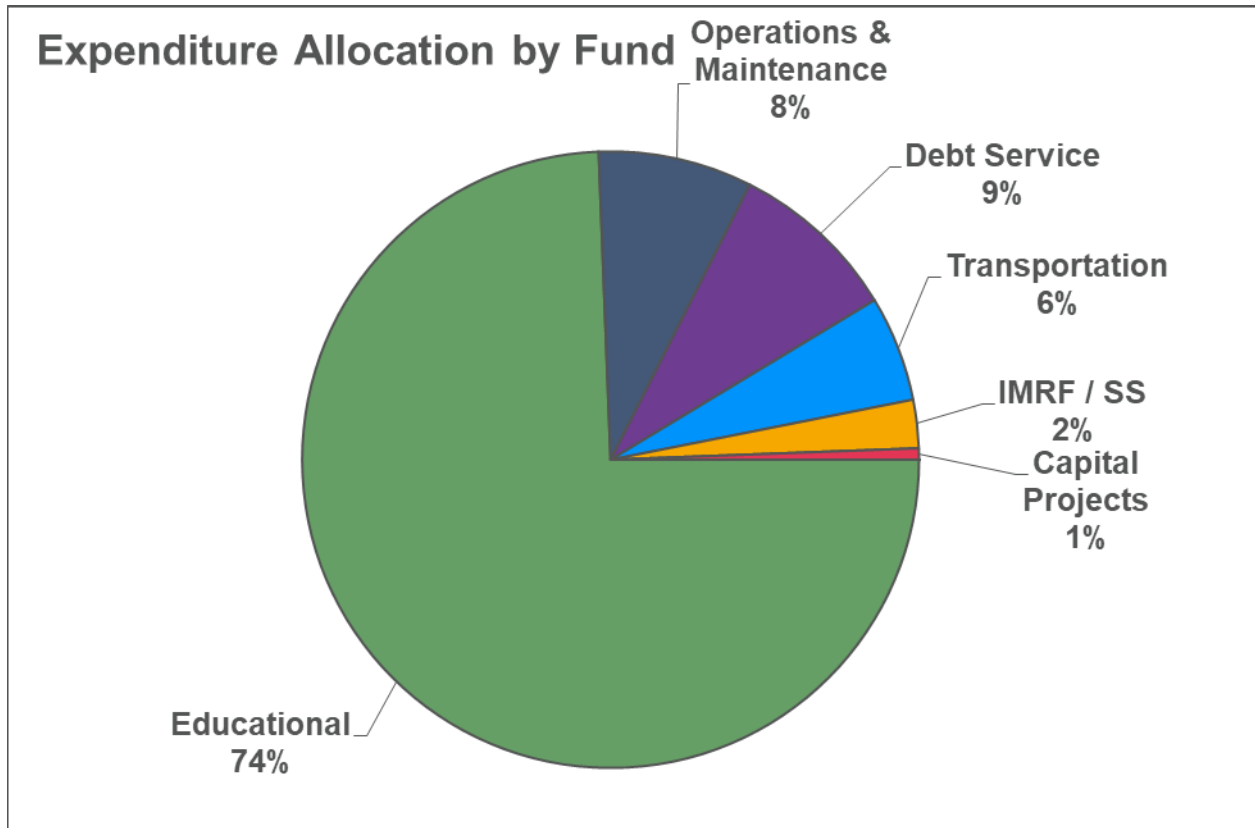
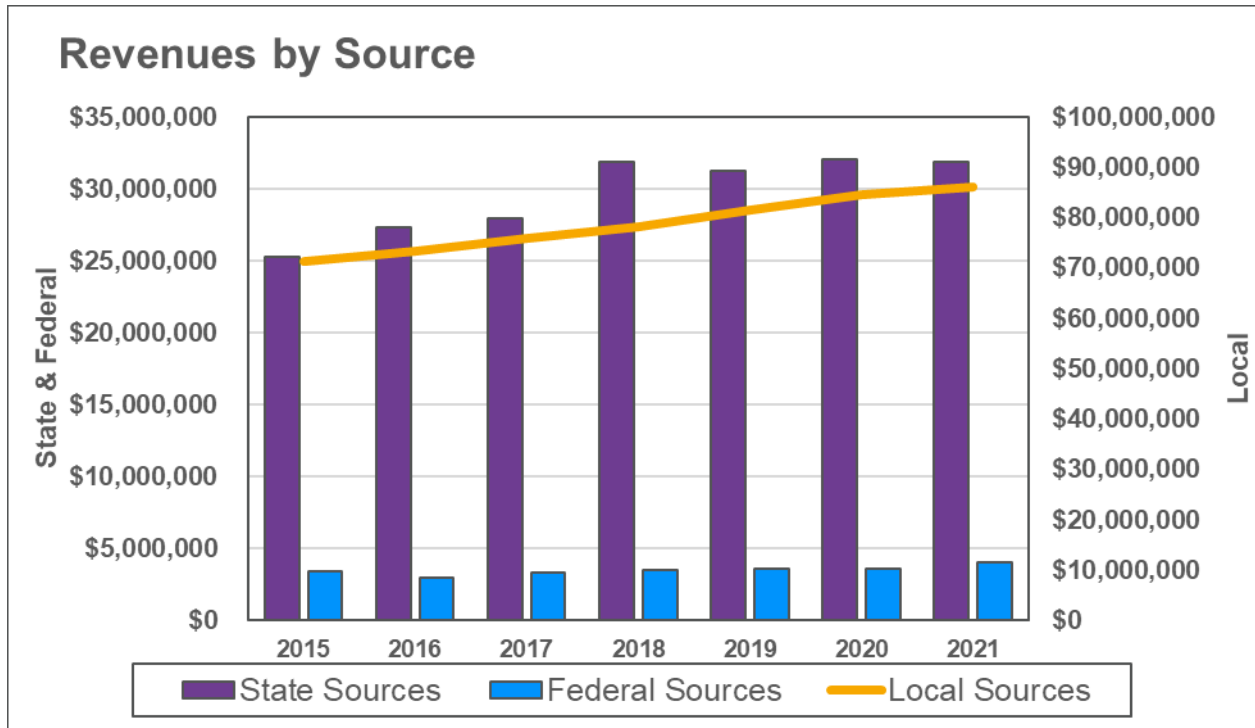


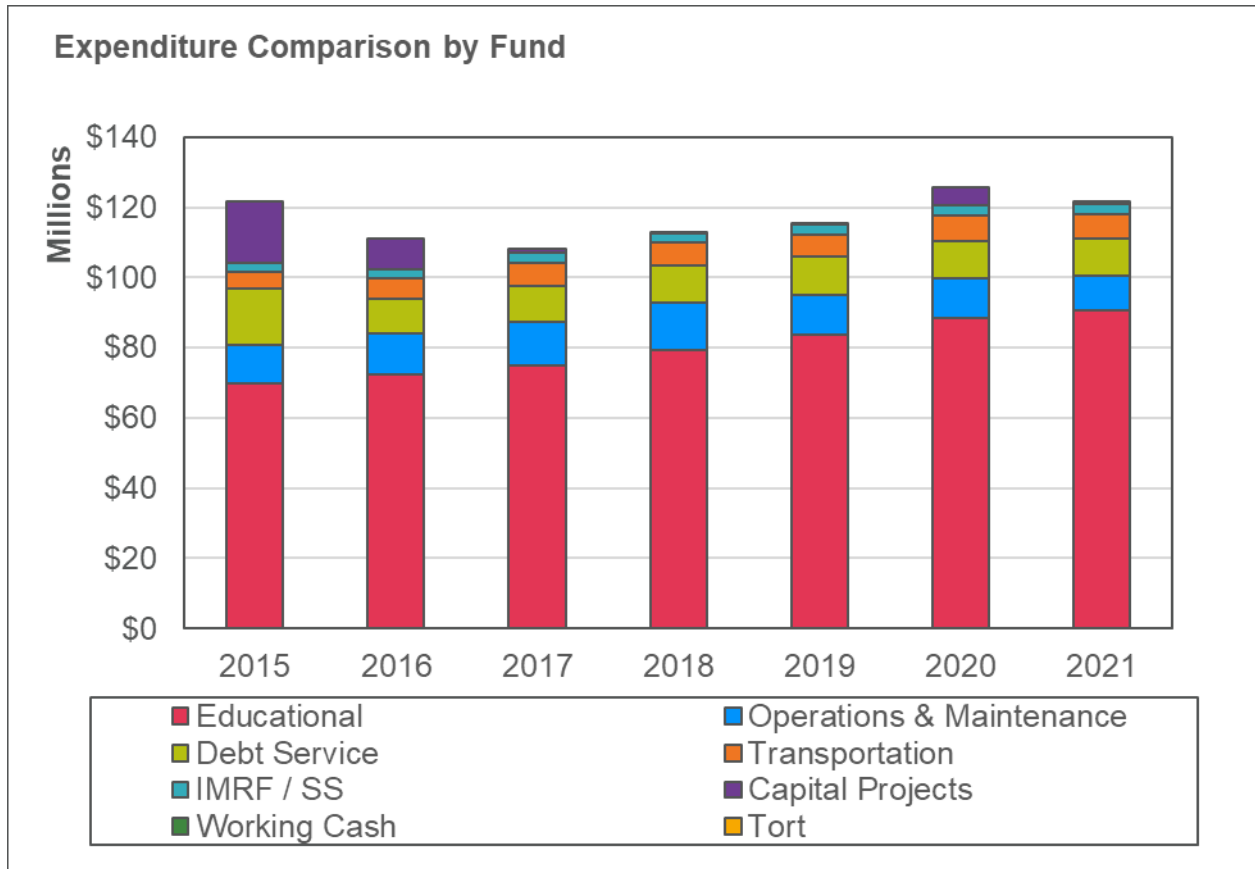
Historical Expenses by Object



Revenues by Source

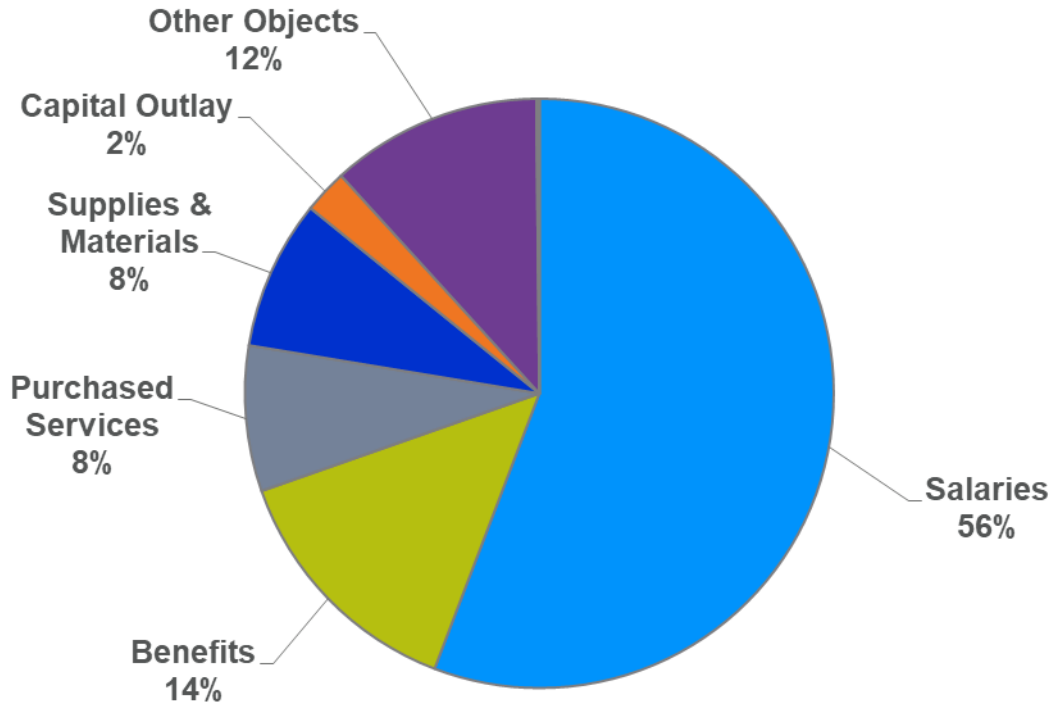




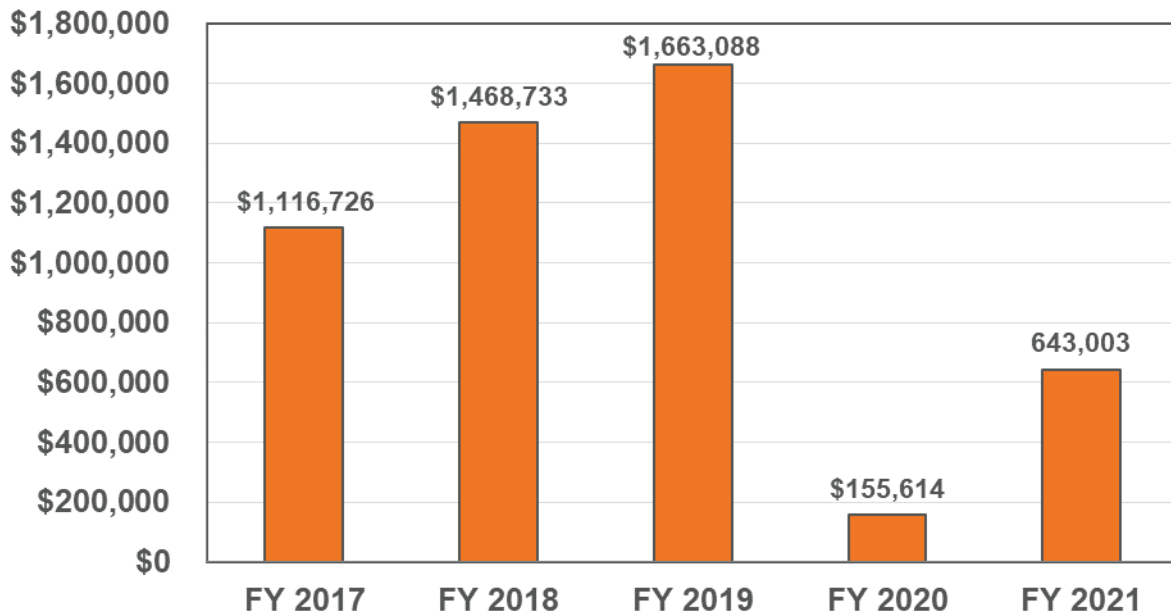


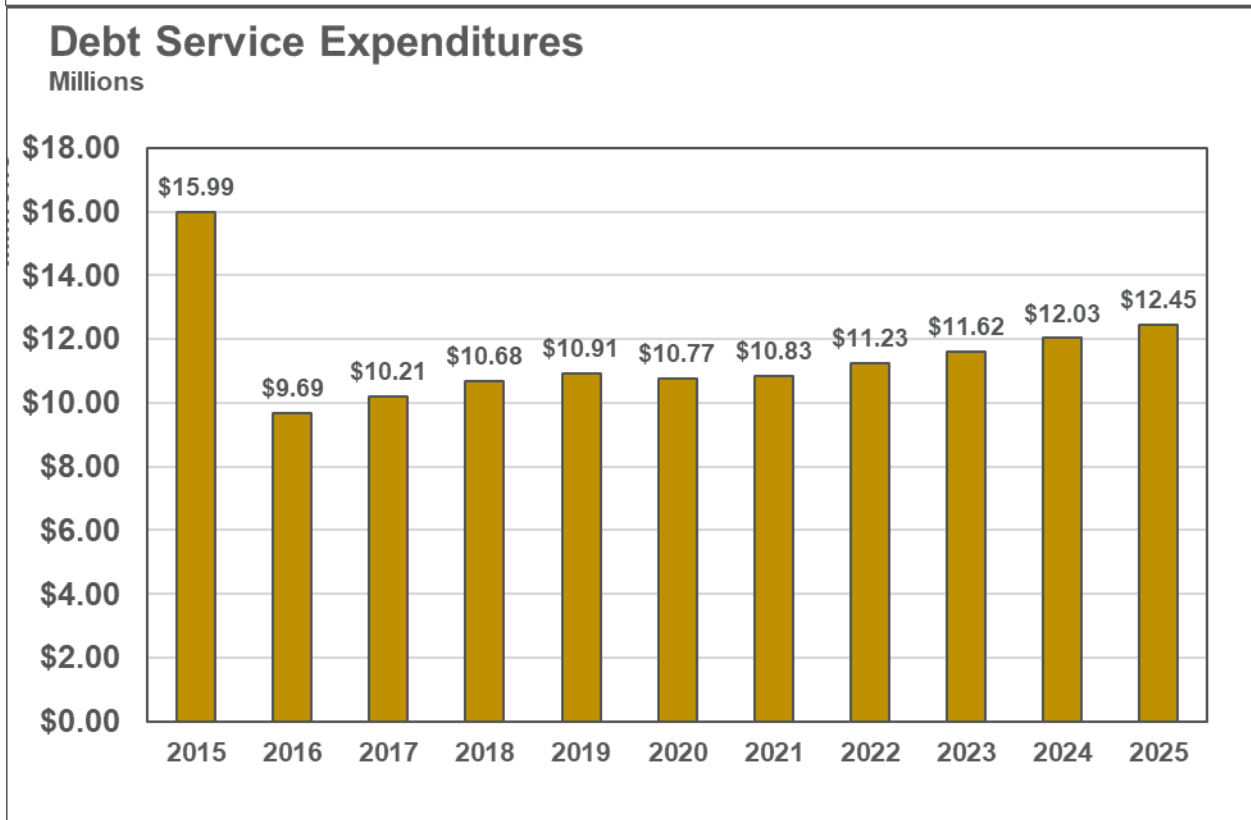
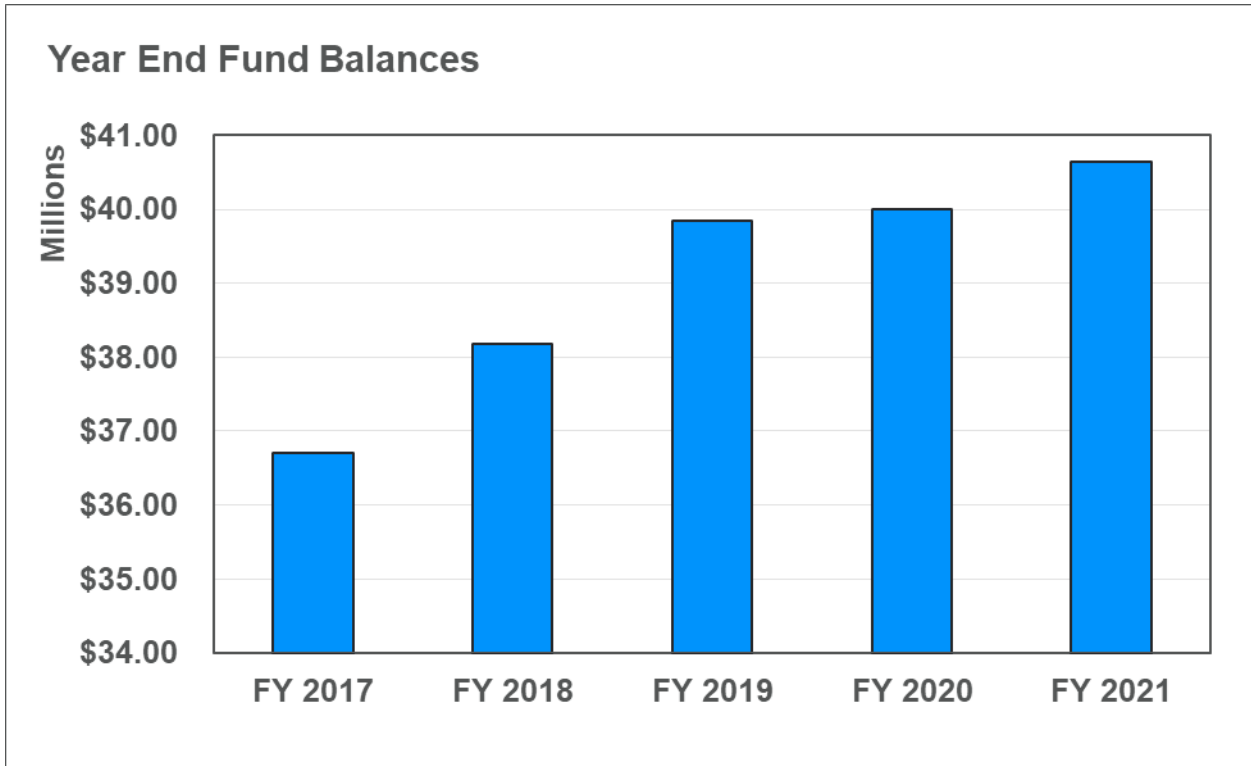


Expenditure Allocation by Object



Fiscal Year Surplus / Deficit







HUNTLEY

COMMUNITY SCHOOL DISTRICT **158**

FY21 Proposed Budget

Presented: September 17, 2020





HUNTLEY

COMMUNITY SCHOOL DISTRICT **158**



Description	Page #
Cover Sheet	1
Table of Contents	2
Snapshot Summary	3
Aggregate - Historical & Proposed Summary	4-5
Aggregate - Revenue Analysis	6
Aggregate - Expenditure Analysis	7
Operating Funds - Historical & Proposed Summary	8-9
Fund 10 Educational Fund - Projection, Revenue, Expenditure and Historical Analysis	10-13
Fund 20 Operations & Maintenance - Projection, Revenue, Expenditure and Historical Analysis	14-17
Fund 30 Debt Service - Projection, Revenue, Expenditure and Historical Analysis	18-21
Fund 40 Transportation - Projection, Revenue, Expenditure and Historical Analysis	22-25
Fund 50 Retirement & Social Security - Projection, Revenue, Expenditure and Historical Analysis	26-29
Fund 60 Capital Projects - Projection, Revenue, Expenditure and Historical Analysis	30-33
Fund 70 Working Cash - Projection, Revenue, Expenditure and Historical Analysis	34-36
Fund 90 Fire Prevention & Safety - Projection, Revenue, Expenditure and Historical Analysis	37-40



Snapshot Operating Summary

Huntley Community School District 158 | FY21 Proposed Budget 09/17/20

	ACTUALS	ACTUALS	BUDGET	BUDGET
	FY 2017	FY 2018	FY 2020	FY 2021
Operating Revenue	\$103,680,306	\$106,003,210	\$109,847,655	\$110,889,202
Operating Expense	\$101,994,535	\$104,117,715	\$109,691,741	\$110,246,199
Operating Surplus (Deficit)	\$1,685,771	\$1,885,495	\$155,914	\$643,003
Beginning Fund Balance	\$36,712,752	\$38,181,485	\$39,844,573	\$40,000,487
Ending Fund Balance	\$38,398,523	\$40,066,980	\$40,000,487	\$40,643,491
	37%	38%	36%	37%
Cumulative Reserve for Replacement	5,400,000	6,500,000	7,000,000	4,100,000
Total Property Taxes - Levy	71,153,879	74,175,878	75,964,010	78,232,663
Other Local Revenue	\$6,959,774	\$7,266,920	\$8,680,588	\$7,768,408
Federal Revenue	\$3,498,529	\$3,608,856	\$3,562,221	\$4,046,914
ADA/Enrollment	8,872	8,855	8,800	8,700
EBF / State Aid	\$25,743,395	\$26,426,724	27,103,881	27,103,881
Other State Revenues / Categoricals	\$6,107,751	\$4,842,798	4,906,093	4,779,182
Total State Revenue	31,851,146	31,269,522	32,009,974	31,883,063
Increase in Salaries	\$5,124,766	\$3,674,193	\$3,769,631	\$2,373,162
Operating Expense Per Student	\$9,832	\$10,570	tbd	tbd
Transportation Expense Per Student	\$733	\$713	\$810	\$775
Debt Service Fund 30	\$10,683,491	\$4,705,820	\$10,765,103	\$10,828,900
Operating Capital Expenditures	\$7,185,692	\$4,715,979	\$8,713,479	\$2,932,940
Standard & Poors Rating	AA	AA	AA	tbd
ISBE Profile Score Rating	3.7	3.9	tbd	tbd

Powered By:



©2016 Forecast5 Analytics, Inc.

Aggregate Funds

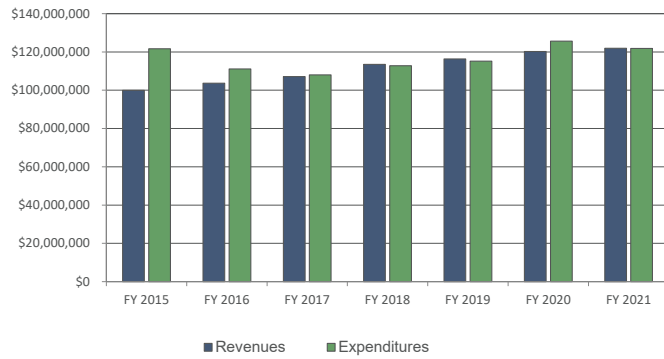
Huntley Community School District 158 | FY21 Proposed Budget 09/17/20

	ACTUAL REVENUE / EXPENDITURE						AUDITED			BUDGET		PROPOSED	
	FY 2015	FY 2016	% Δ	FY 2017	% Δ	FY 2018	% Δ	FY 2019	% Δ	FY 2020	% Δ	FY 2021	% Δ
REVENUE													
Local	\$71,230,081	\$73,305,580	2.91%	\$75,889,287	3.52%	\$78,113,653	2.93%	\$81,442,798	4.26%	\$84,644,598	3.93%	\$86,001,071	1.60%
State	\$25,297,313	\$27,347,859	8.11%	\$27,905,460	2.04%	\$31,851,146	14.14%	\$31,269,522	-1.83%	\$32,009,974	2.37%	\$31,883,063	-0.40%
Federal	\$3,390,371	\$2,972,814	-12.32%	\$3,314,966	11.51%	\$3,498,529	5.54%	\$3,608,856	3.15%	\$3,562,221	-1.29%	\$4,046,914	13.61%
Other	\$0	\$0		\$0		\$0		\$0		\$0		\$0	
TOTAL REVENUE	\$99,917,765	\$103,626,253	3.71%	\$107,109,713	3.36%	\$113,463,328	5.93%	\$116,321,176	2.52%	\$120,216,793	3.35%	\$121,931,048	1.43%
EXPENDITURES													
Salary and Benefit Costs	\$63,977,670	\$67,108,212	4.89%	\$69,859,858	4.10%	\$74,984,624	7.34%	\$78,658,817	4.90%	\$82,428,448	4.79%	\$84,801,610	2.88%
Other	\$57,631,704	\$43,957,574	-23.73%	\$38,178,329	-13.15%	\$37,819,013	-0.94%	\$36,510,357	-3.46%	\$43,178,082	18.26%	\$36,989,539	-14.33%
TOTAL EXPENDITURES	\$121,609,374	\$111,065,786	-8.67%	\$108,038,187	-2.73%	\$112,803,637	4.41%	\$115,169,174	2.10%	\$125,606,530	9.06%	\$121,791,149	-3.04%
SURPLUS / DEFICIT	(\$21,691,609)	(\$7,439,533)		(\$928,474)		\$659,691		\$1,152,002		(\$5,389,737)		\$139,899	
OTHER FINANCING SOURCES/USES													
Other Financing Sources	\$11,031,771	\$6,457,198		\$1,323,370		\$12,782,047		\$7,662,916		\$0		\$0	
Other Financing Uses	(\$4,046,248)	(\$5,787,152)		(\$456,071)		(\$12,615,412)		(\$7,545,784)		\$0		\$0	
TOTAL OTHER FIN. SOURCES/USES	\$6,985,523	\$670,046		\$867,299		\$166,635		\$117,132		\$0		\$0	
SURPLUS / DEFICIT INCL. OTHER FIN. SOURCES	(\$14,706,086)	(\$6,769,487)		(\$61,175)		\$826,326		\$1,269,134		(\$5,389,737)		\$139,899	
BEGINNING FUND BALANCE	\$68,843,564	\$54,137,478		\$47,367,991		\$47,306,816		\$48,133,142		\$49,402,276		\$44,012,539	
AUDIT ADJUSTMENTS TO FUND BALANCE	\$0	\$0		\$0		\$0		\$0		\$0		\$0	
YEAR END BALANCE	\$54,137,478	\$47,367,991		\$47,306,816		\$48,133,142		\$49,402,276		\$44,012,539		\$44,152,439	
FUND BALANCE AS % OF EXPENDITURES	44.52%	42.65%		43.79%		42.67%		42.90%		35.04%		36.25%	
FUND BALANCE AS # OF MONTHS OF EXPEND.	5.34	5.12		5.25		5.12		5.15		4.20		4.35	

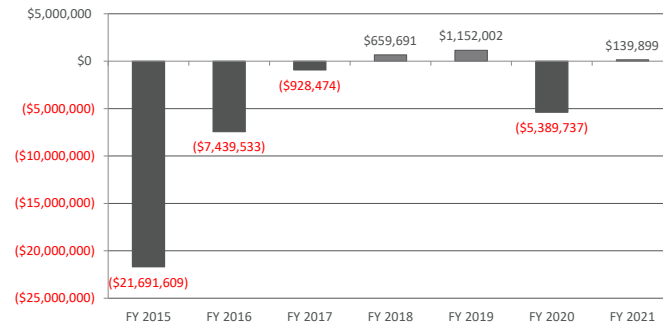
Aggregate Funds

Huntley Community School District 158 | FY21 Proposed Budget 09/17/20

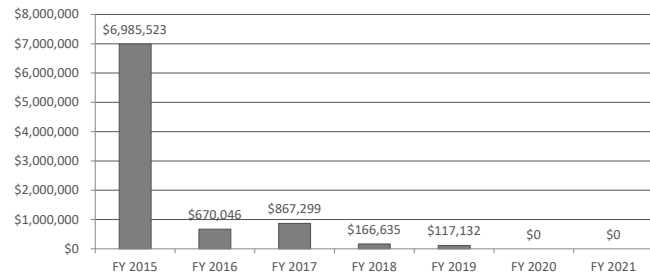
Revenues vs. Expenditures



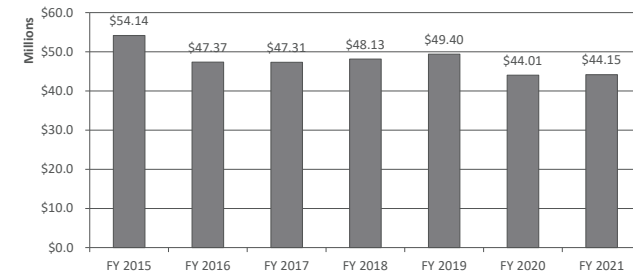
Fiscal Year Surplus / Deficit



Other Financing Sources & Uses



Year End Fund Balances

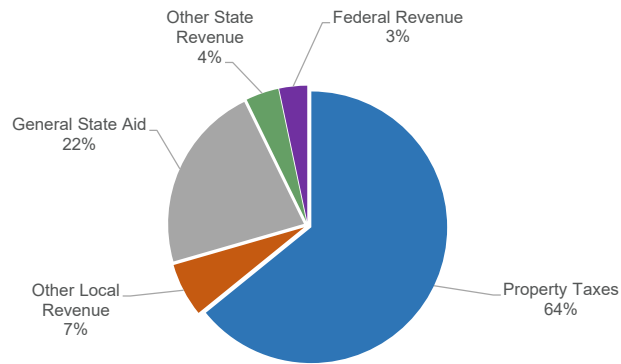


Aggregate - Revenue Analysis

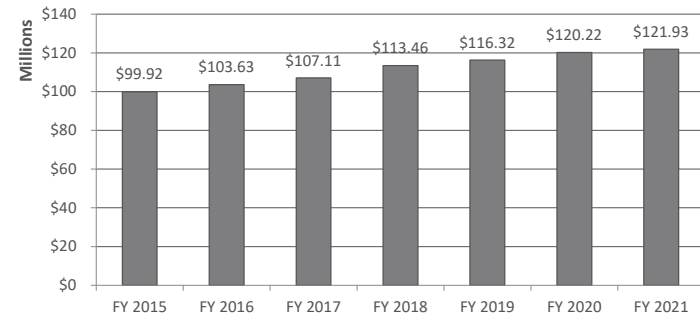
Huntley Community School District 158 | FY21 Proposed Budget 09/17/20

	ACTUAL REVENUE					BUDGET	PROPOSED	% Δ
	FY 2015	FY 2016	FY 2017	FY 2018	FY 2019	FY 2020	FY 2021	
LOCAL								
Property Taxes	\$64,314,513	\$65,841,934	\$69,083,896	\$71,153,879	\$74,175,878	\$75,964,010	\$78,232,663	2.99%
Other Local Revenue	\$6,915,568	\$7,463,646	\$6,805,391	\$6,959,774	\$7,266,920	\$8,680,588	\$7,768,408	-10.51%
TOTAL LOCAL REVENUE	\$71,230,081	\$73,305,580	\$75,889,287	\$78,113,653	\$81,442,798	\$84,644,598	\$86,001,071	1.60%
STATE								
General State Aid	\$17,582,697	\$20,262,590	\$21,853,750	\$25,743,395	\$26,426,724	\$27,103,881	\$27,103,881	0.00%
Other State Revenue	\$7,714,616	\$7,085,269	\$6,051,710	\$6,107,751	\$4,842,798	\$4,906,093	\$4,779,182	-2.59%
TOTAL STATE REVENUE	\$25,297,313	\$27,347,859	\$27,905,460	\$31,851,146	\$31,269,522	\$32,009,974	\$31,883,063	-0.40%
TOTAL FEDERAL REVENUE	\$3,390,371	\$2,972,814	\$3,314,966	\$3,498,529	\$3,608,856	\$3,562,221	\$4,046,914	13.61%
FLOW-THROUGH REVENUE	\$0	\$0	\$0	\$0	\$0	\$0	\$0	
TOTAL REVENUE	\$99,917,765	\$103,626,253	\$107,109,713	\$113,463,328	\$116,321,176	\$120,216,793	\$121,931,048	1.43%

Budgeted Revenue Allocation by Source



Revenue Projection

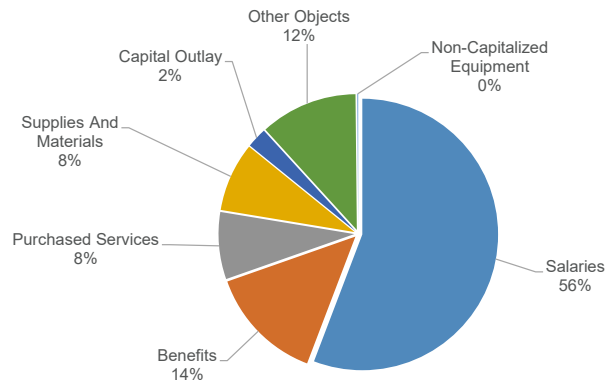


Aggregate - Expenditure Analysis

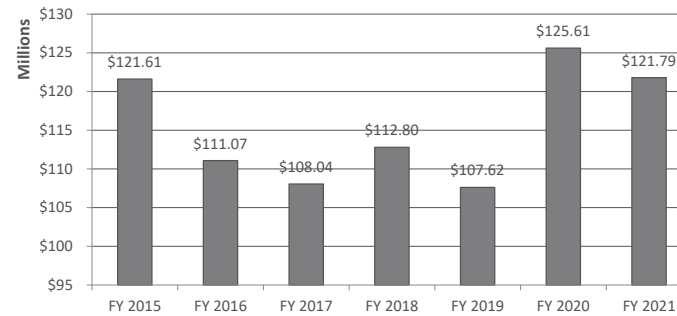
Huntley Community School District 158 | FY21 Proposed Budget 09/17/20

	ACTUAL EXPENDITURES					BUDGET	PROPOSED	% Δ
	FY 2015	FY 2016	FY 2017	FY 2018	FY 2019	FY 2020	FY 2021	
Salaries	\$52,844,557	\$55,490,283	\$58,043,343	\$61,092,788	\$63,574,812	\$66,838,411	\$67,952,765	1.67%
Benefits	\$11,133,113	\$11,617,929	\$11,816,515	\$13,891,836	\$15,084,005	\$15,590,037	\$16,848,845	8.07%
TOTAL SALARIES & BENEFITS	\$63,977,670	\$67,108,212	\$69,859,858	\$74,984,624	\$78,658,817	\$82,428,448	\$84,801,610	2.88%
Purchased Services	\$8,660,584	\$8,112,960	\$8,250,713	\$8,638,698	\$9,668,147	\$9,942,099	\$9,720,565	-2.23%
Supplies And Materials	\$8,879,925	\$9,270,837	\$7,927,600	\$8,335,066	\$7,988,866	\$10,463,728	\$10,010,286	-4.33%
Capital Outlay	\$21,148,784	\$14,022,478	\$8,963,243	\$7,185,692	\$4,715,979	\$8,713,479	\$2,932,940	-66.34%
Other Objects	\$18,742,205	\$12,236,039	\$12,829,693	\$13,554,310	\$6,411,727	\$13,972,036	\$14,133,136	1.15%
Non-Capitalized Equipment	\$200,206	\$315,260	\$207,080	\$105,247	\$179,854	\$86,741	\$192,613	122.06%
Termination Benefits	\$0	\$0	\$0	\$0	\$0	\$0	\$0	
Provision For Contingencies	\$0	\$0	\$0	\$0	\$0	\$0	\$0	
TOTAL ALL OTHER	\$57,631,704	\$43,957,574	\$38,178,329	\$37,819,013	\$28,964,573	\$43,178,082	\$36,989,539	-14.33%
TOTAL EXPENDITURES	\$121,609,374	\$111,065,786	\$108,038,187	\$112,803,637	\$107,623,390	\$125,606,530	\$121,791,149	-3.04%

Budgeted Expenditure Allocation by Object



Expenditure Projection



Operating Funds

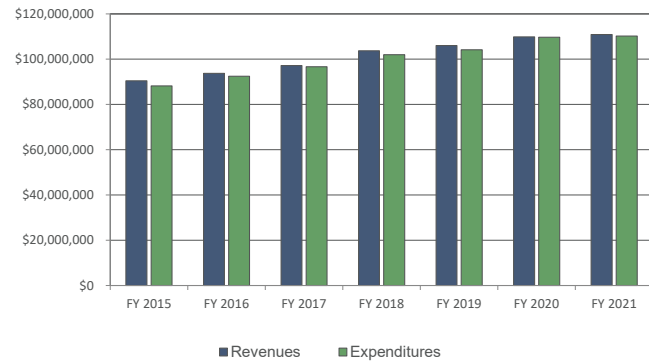
Huntley Community School District 158 | FY21 Proposed Budget 09/17/20

	ACTUAL REVENUE / EXPENDITURE								AUDITED		BUDGET		PROPOSED	
	FY 2015	FY 2016	% Δ	FY 2017	% Δ	FY 2018	% Δ	FY 2019	% Δ	FY 2020	% Δ	FY 2021	% Δ	
REVENUE														
Local	\$61,791,396	\$63,384,109	2.58%	\$66,163,926	4.39%	\$68,330,631	3.27%	\$71,124,832	4.09%	\$74,275,460	4.43%	\$74,959,225	0.92%	
State	\$25,275,487	\$27,347,859	8.20%	\$27,668,233	1.17%	\$31,851,146	15.12%	\$31,269,522	-1.83%	\$32,009,974	2.37%	\$31,883,063	-0.40%	
Federal	\$3,390,371	\$2,972,814	-12.32%	\$3,314,966	11.51%	\$3,498,529	5.54%	\$3,608,856	3.15%	\$3,562,221	-1.29%	\$4,046,914	13.61%	
Other	\$0	\$0		\$0		\$0		\$0		\$0		\$0		
TOTAL REVENUE	\$90,457,254	\$93,704,782	3.59%	\$97,147,125	3.67%	\$103,680,306	6.73%	\$106,003,210	2.24%	\$109,847,655	3.63%	\$110,889,202	0.95%	
EXPENDITURES														
Salary and Benefit Costs	\$63,921,594	\$67,087,958	4.95%	\$69,859,858	4.13%	\$74,984,624	7.34%	\$78,658,817	4.90%	\$82,428,448	4.79%	\$84,801,610	2.88%	
Other	\$24,261,914	\$25,379,353	4.61%	\$26,819,844	5.68%	\$27,009,911	0.71%	\$25,458,898	-5.74%	\$27,263,293	7.09%	\$25,444,589	-6.67%	
TOTAL EXPENDITURES	\$88,183,508	\$92,467,311	4.86%	\$96,679,702	4.56%	\$101,994,535	5.50%	\$104,117,715	2.08%	\$109,691,741	5.35%	\$110,246,199	0.51%	
SURPLUS / DEFICIT	\$2,273,746	\$1,237,471		\$467,423		\$1,685,771		\$1,885,495		\$155,914		\$643,003		
OTHER FINANCING SOURCES/USES														
Other Financing Sources	\$311,870	\$605,172		\$867,299		\$0		\$4,000		\$0		\$0		
Other Financing Uses	(\$207,237)	(\$218,932)		(\$217,996)		(\$217,038)		(\$226,407)		\$0		\$0		
TOTAL OTHER FIN. SOURCES/USES	\$104,633	\$386,240		\$649,303		(\$217,038)		(\$222,407)		\$0		\$0		
SURPLUS / DEFICIT INCL. OTHER FIN. SOURCES	\$2,378,379	\$1,623,711		\$1,116,726		\$1,468,733		\$1,663,088		\$155,914		\$643,003		
BEGINNING FUND BALANCE	\$31,593,936	\$33,972,315		\$35,596,026		\$36,712,752		\$38,181,485		\$39,844,573		\$40,000,487		
AUDIT ADJUSTMENTS TO FUND BALANCE	\$0	\$0		\$0		\$0		\$0		\$0		\$0		
YEAR END BALANCE	\$33,972,315	\$35,596,026		\$36,712,752		\$38,181,485		\$39,844,573		\$40,000,487		\$40,643,491		
FUND BALANCE AS % OF EXPENDITURES	38.52%	38.50%		37.97%		37.43%		38.27%		36.47%		36.87%		
FUND BALANCE AS # OF MONTHS OF EXPEND.	4.62	4.62		4.56		4.49		4.59		4.38		4.42		

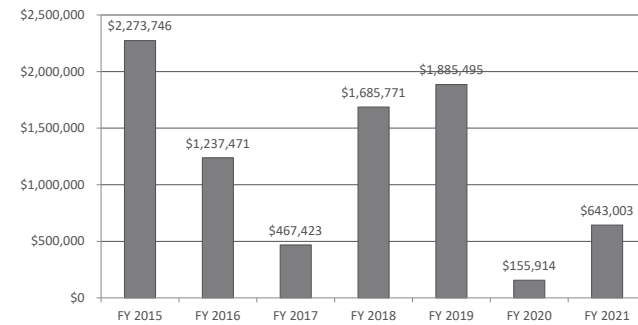
Operating Funds

Huntley Community School District 158 | FY21 Proposed Budget 09/17/20

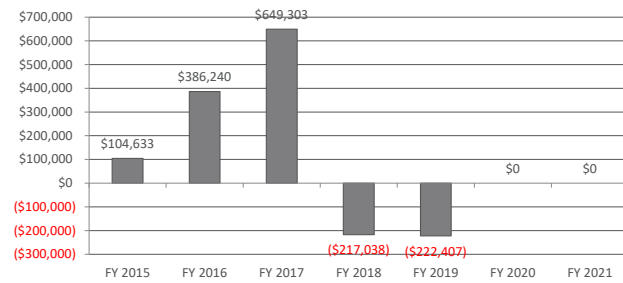
Revenues vs. Expenditures



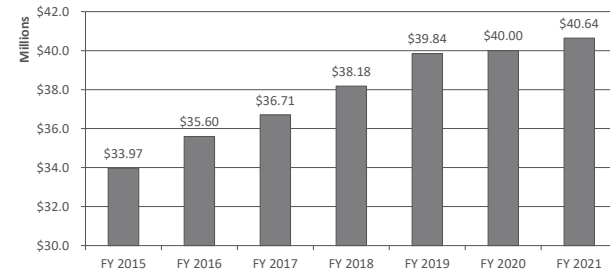
Fiscal Year Surplus / Deficit



Other Financing Sources & Uses



Year End Fund Balances



Educational Fund

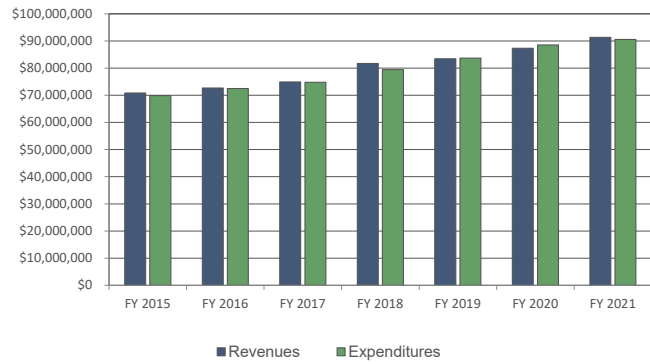
Huntley Community School District 158 | FY21 Proposed Budget 09/17/20

	ACTUAL REVENUE / EXPENDITURE						AUDITED		BUDGET		PROPOSED		
	FY 2015	FY 2016	% Δ	FY 2017	% Δ	FY 2018	% Δ	FY 2019	% Δ	FY 2020	% Δ	FY 2021	% Δ
REVENUE													
Local	\$47,688,470	\$48,575,100	1.86%	\$52,051,152	7.16%	\$54,310,908	4.34%	\$56,496,047	4.02%	\$59,603,967	5.50%	\$60,565,599	1.61%
State	\$19,783,195	\$21,106,873	6.69%	\$19,542,237	-7.41%	\$23,888,946	22.24%	\$23,311,513	-2.42%	\$24,139,974	3.55%	\$26,746,746	10.80%
Federal	\$3,390,371	\$2,972,814	-12.32%	\$3,314,966	11.51%	\$3,498,529	5.54%	\$3,608,856	3.15%	\$3,562,221	-1.29%	\$4,046,914	13.61%
Other	\$0	\$0		\$0		\$0		\$0		\$0		\$0	
TOTAL REVENUE	\$70,862,036	\$72,654,787	2.53%	\$74,908,355	3.10%	\$81,698,383	9.06%	\$83,416,416	2.10%	\$87,306,162	4.66%	\$91,359,259	4.64%
EXPENDITURES													
Salary and Benefit Costs	\$57,297,586	\$59,947,014	4.62%	\$62,502,732	4.26%	\$66,826,490	6.92%	\$70,580,858	5.62%	\$73,340,348	3.91%	\$75,608,476	3.09%
Other	\$12,590,816	\$12,517,832	-0.58%	\$12,285,613	-1.86%	\$12,618,808	2.71%	\$13,133,402	4.08%	\$15,159,877	15.43%	\$14,986,232	-1.15%
TOTAL EXPENDITURES	\$69,888,402	\$72,464,846	3.69%	\$74,788,345	3.21%	\$79,445,298	6.23%	\$83,714,260	5.37%	\$88,500,225	5.72%	\$90,594,708	2.37%
SURPLUS / DEFICIT	\$973,634	\$189,941		\$120,010		\$2,253,085		(\$297,844)		(\$1,194,063)		\$764,551	
OTHER FINANCING SOURCES/USES													
Other Financing Sources	\$37,037	\$0		\$236,224		\$0		\$4,000		\$0		\$0	
Other Financing Uses	(\$51,128)	(\$63,152)		(\$62,583)		(\$61,978)		(\$72,087)		\$0		\$0	
TOTAL OTHER FIN. SOURCES/USES	(\$14,091)	(\$63,152)		\$173,641		(\$61,978)		(\$68,087)		\$0		\$0	
SURPLUS / DEFICIT INCL. OTHER FIN. SOURCES	\$959,543	\$126,789		\$293,651		\$2,191,107		(\$365,931)		(\$1,194,063)		\$764,551	
BEGINNING FUND BALANCE	\$19,029,832	\$19,989,375		\$20,116,164		\$20,409,815		\$22,600,922		\$22,234,991		\$21,040,928	
AUDIT ADJUSTMENTS TO FUND BALANCE													
YEAR END BALANCE	\$19,989,375	\$20,116,164		\$20,409,815		\$22,600,922		\$22,234,991		\$21,040,928		\$21,805,479	
FUND BALANCE AS % OF EXPENDITURES	28.60%	27.76%		27.29%		28.45%		26.56%		23.77%		24.07%	
FUND BALANCE AS # OF MONTHS OF EXPEND.	3.43	3.33		3.27		3.41		3.19		2.85		2.89	

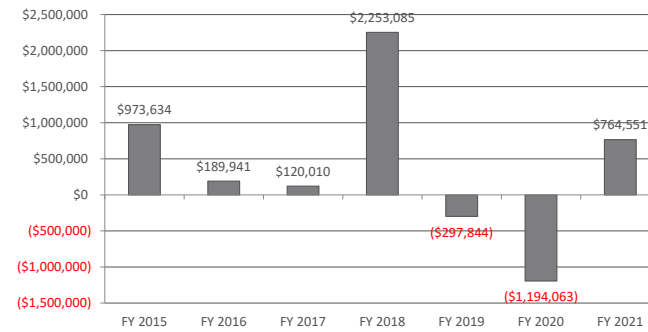
Educational Fund

Huntley Community School District 158 | FY21 Proposed Budget 09/17/20

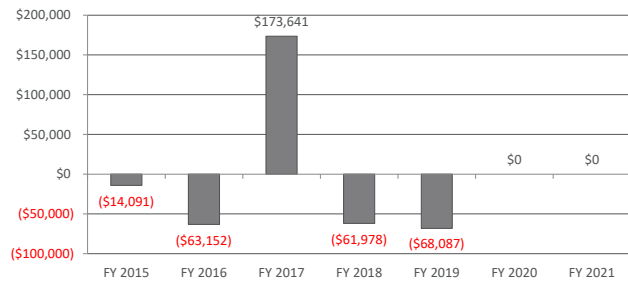
Revenues vs. Expenditures



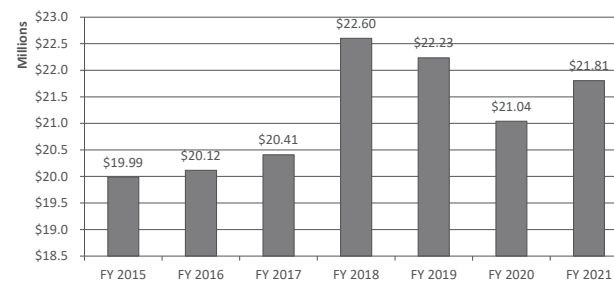
Fiscal Year Surplus / Deficit



Other Financing Sources & Uses



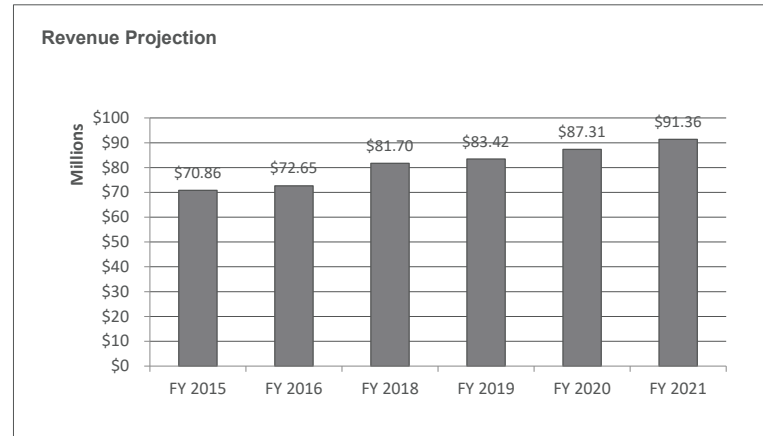
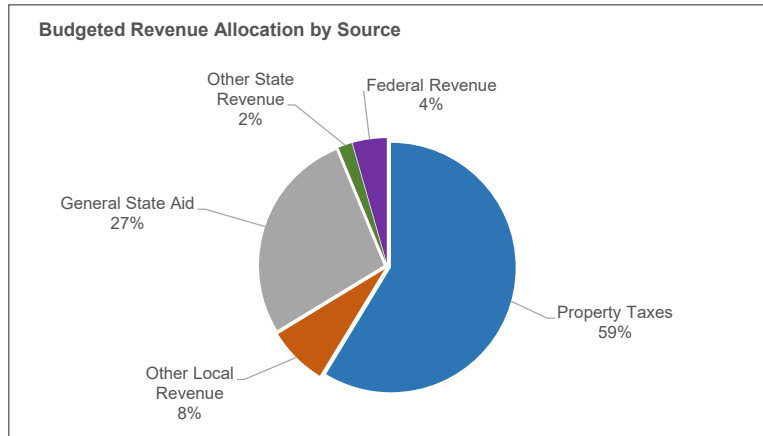
Year End Fund Balances



Educational Fund - Revenue Analysis

Huntley Community School District 158 | FY21 Proposed Budget 09/17/20

	ACTUAL REVENUE					BUDGET	PROPOSED	% Δ
	FY 2015	FY 2016	FY 2017	FY 2018	FY 2019	FY 2020	FY 2021	
LOCAL								
Property Taxes	\$42,196,991	\$43,114,517	\$46,346,589	\$48,705,758	\$51,009,643	\$51,957,300	\$53,626,910	3.21%
Other Local Revenue	\$5,491,479	\$5,460,583	\$5,704,563	\$5,605,150	\$5,486,404	\$7,646,667	\$6,938,689	-9.26%
TOTAL LOCAL REVENUE	\$47,688,470	\$48,575,100	\$52,051,152	\$54,310,908	\$56,496,047	\$59,603,967	\$60,565,599	1.61%
STATE								
General State Aid	\$14,832,697	\$16,262,590	\$15,853,750	\$21,143,395	\$21,826,724	\$22,503,881	\$25,103,881	11.55%
Other State Revenue	\$4,950,498	\$4,844,283	\$3,688,487	\$2,745,551	\$1,484,789	\$1,636,093	\$1,642,865	0.41%
TOTAL STATE REVENUE	\$19,783,195	\$21,106,873	\$19,542,237	\$23,888,946	\$23,311,513	\$24,139,974	\$26,746,746	10.80%
TOTAL FEDERAL REVENUE	\$3,390,371	\$2,972,814	\$3,314,966	\$3,498,529	\$3,608,856	\$3,562,221	\$4,046,914	13.61%
FLOW-THROUGH REVENUE	\$0	\$0	\$0	\$0	\$0	\$0	\$0	
TOTAL REVENUE	\$70,862,036	\$72,654,787	\$74,908,355	\$81,698,383	\$83,416,416	\$87,306,162	\$91,359,259	4.64%

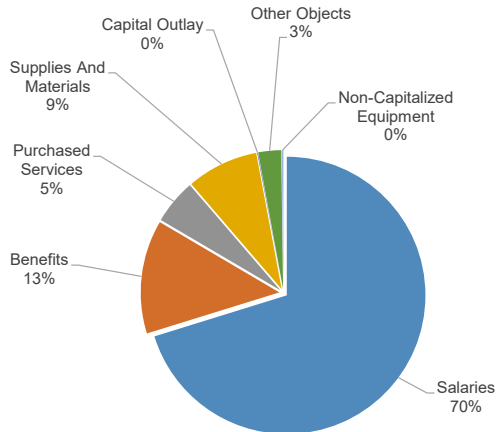


Educational Fund - Expenditure Analysis

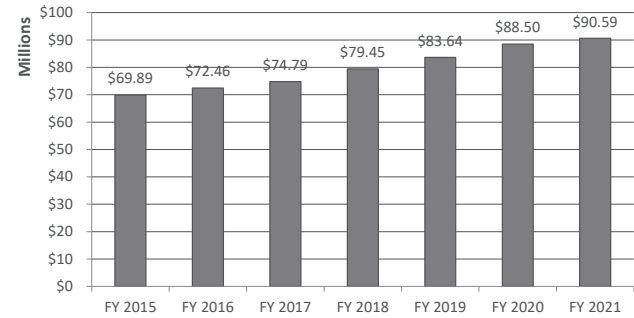
Huntley Community School District 158 | FY21 Proposed Budget 09/17/20

	ACTUAL EXPENDITURES					BUDGET	PROPOSED	% Δ
	FY 2015	FY 2016	FY 2017	FY 2018	FY 2019	FY 2020	FY 2021	
Salaries	\$49,105,077	\$51,605,874	\$54,063,238	\$57,015,970	\$59,371,059	\$62,420,288	\$63,611,273	1.91%
Benefits	\$8,192,509	\$8,341,140	\$8,439,494	\$9,810,520	\$11,209,799	\$10,920,060	\$11,997,202	9.86%
TOTAL SALARIES & BENEFITS	\$57,297,586	\$59,947,014	\$62,502,732	\$66,826,490	\$70,580,858	\$73,340,348	\$75,608,476	3.09%
Purchased Services	\$3,691,425	\$3,330,630	\$4,076,957	\$4,197,360	\$4,718,983	\$4,738,995	\$4,742,578	0.08%
Supplies And Materials	\$6,070,563	\$6,520,671	\$5,434,061	\$5,740,973	\$5,408,788	\$7,950,562	\$7,575,848	-4.71%
Capital Outlay	\$79,209	\$76,842	\$321,449	\$72,058	\$101,013	\$66,000	\$60,000	-9.09%
Other Objects	\$2,551,453	\$2,274,429	\$2,247,831	\$2,503,170	\$2,655,977	\$2,317,580	\$2,415,195	4.21%
Non-Capitalized Equipment	\$198,166	\$315,260	\$205,315	\$105,247	\$176,554	\$86,741	\$192,613	122.06%
Termination Benefits	\$0	\$0	\$0	\$0	\$0	\$0	\$0	
Provision For Contingencies	\$0	\$0	\$0	\$0	\$0	\$0	\$0	
TOTAL ALL OTHER	\$12,590,816	\$12,517,832	\$12,285,613	\$12,618,808	\$13,061,315	\$15,159,877	\$14,986,232	-1.15%
TOTAL EXPENDITURES	\$69,888,402	\$72,464,846	\$74,788,345	\$79,445,298	\$83,642,173	\$88,500,225	\$90,594,708	2.37%

Budgeted Expenditure Allocation by Object



Expenditure Projection



Operations and Maintenance Fund

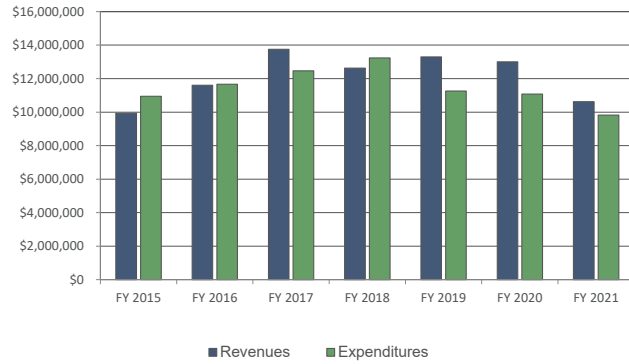
Huntley Community School District 158 | FY21 Proposed Budget 09/17/20

	ACTUAL REVENUE / EXPENDITURE						AUDITED			BUDGET		PROPOSED	
	FY 2015	FY 2016	% Δ	FY 2017	% Δ	FY 2018	% Δ	FY 2019	% Δ	FY 2020	% Δ	FY 2021	% Δ
REVENUE													
Local	\$6,969,471	\$7,489,190	7.46%	\$7,429,769	-0.79%	\$8,026,028	8.03%	\$8,701,021	8.41%	\$8,398,759	-3.47%	\$8,622,204	2.66%
State	\$2,963,690	\$4,117,891	38.94%	\$6,323,061	53.55%	\$4,600,000	-27.25%	\$4,600,000	0.00%	\$4,600,000	0.00%	\$2,000,000	-56.52%
Federal	\$0	\$0		\$0		\$0		\$0		\$0		\$0	
Other	\$0	\$0		\$0		\$0		\$0		\$0		\$0	
TOTAL REVENUE	\$9,933,161	\$11,607,081	16.85%	\$13,752,830	18.49%	\$12,626,028	-8.19%	\$13,301,021	5.35%	\$12,998,759	-2.27%	\$10,622,204	-18.28%
EXPENDITURES													
Salary and Benefit Costs	\$1,245,519	\$1,304,551	4.74%	\$1,363,896	4.55%	\$1,412,017	3.53%	\$1,513,116	7.16%	\$1,580,175	4.43%	\$1,700,340	7.60%
Other	\$9,700,438	\$10,365,678	6.86%	\$11,097,818	7.06%	\$11,818,317	6.49%	\$9,747,347	-17.52%	\$9,495,197	-2.59%	\$8,126,606	-14.41%
TOTAL EXPENDITURES	\$10,945,957	\$11,670,229	6.62%	\$12,461,714	6.78%	\$13,230,334	6.17%	\$11,260,463	-14.89%	\$11,075,372	-1.64%	\$9,826,946	-11.27%
SURPLUS / DEFICIT	(\$1,012,796)	(\$63,148)		\$1,291,116		(\$604,306)		\$2,040,558		\$1,923,387		\$795,258	
OTHER FINANCING SOURCES/USES													
Other Financing Sources	\$0	\$0		\$0		\$0		\$0		\$0		\$0	
Other Financing Uses	(\$156,109)	(\$155,780)		(\$155,413)		(\$155,060)		(\$154,320)		\$0		\$0	
TOTAL OTHER FIN. SOURCES/USES	(\$156,109)	(\$155,780)		(\$155,413)		(\$155,060)		(\$154,320)		\$0		\$0	
SURPLUS / DEFICIT INCL. OTHER FIN. SOURCES	(\$1,168,905)	(\$218,928)		\$1,135,703		(\$759,366)		\$1,886,238		\$1,923,387		\$795,258	
BEGINNING FUND BALANCE	\$1,505,402	\$336,497		\$117,569		\$1,253,272		\$493,906		\$2,380,144		\$4,303,531	
AUDIT ADJUSTMENTS TO FUND BALANCE													
YEAR END BALANCE	\$336,497	\$117,569		\$1,253,272		\$493,906		\$2,380,144		\$4,303,531		\$5,098,789	
FUND BALANCE AS % OF EXPENDITURES	3.07%	1.01%		10.06%		3.73%		21.14%		38.86%		51.89%	
FUND BALANCE AS # OF MONTHS OF EXPEND.	0.37	0.12		1.21		0.45		2.54		4.66		6.23	

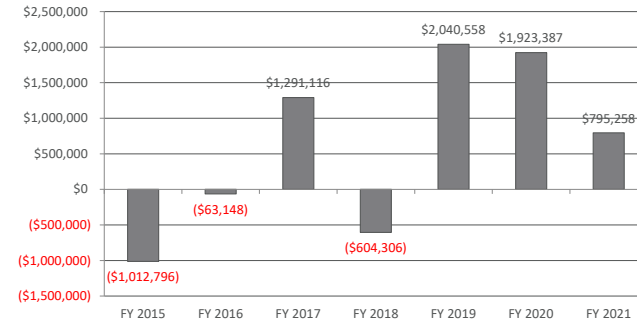
Operations and Maintenance Fund

Huntley Community School District 158 | FY21 Proposed Budget 09/17/20

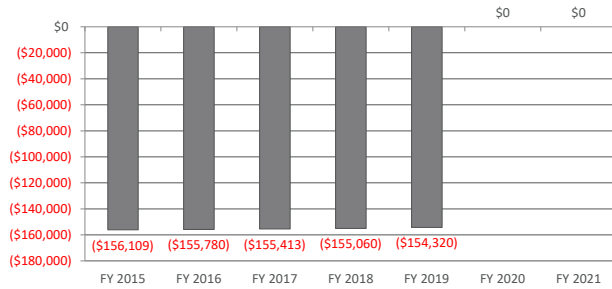
Revenues vs. Expenditures



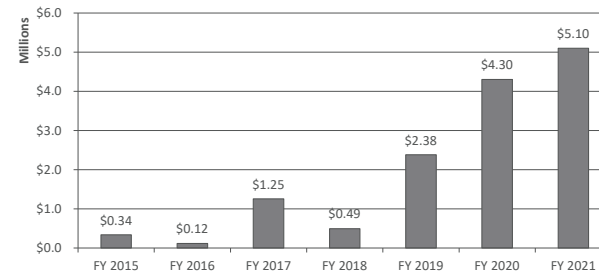
Fiscal Year Surplus / Deficit



Other Financing Sources & Uses



Year End Fund Balances

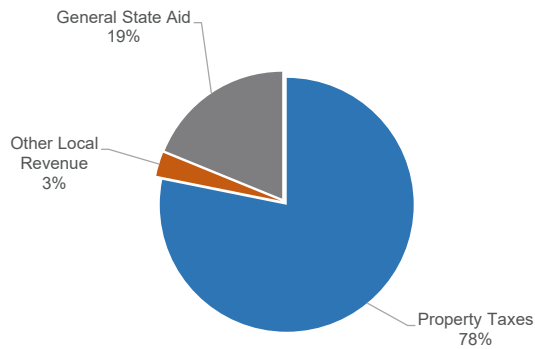


Operations and Maintenance Fund - Revenue Analysis

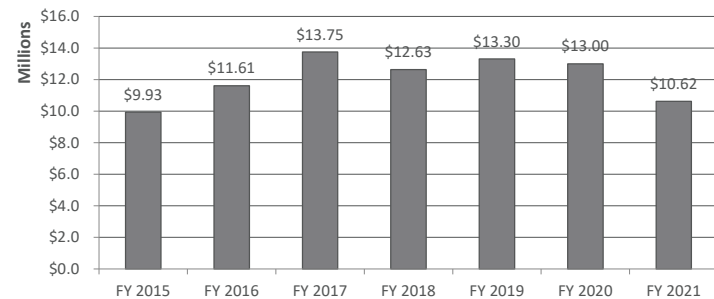
Huntley Community School District 158 | FY21 Proposed Budget 09/17/20

	ACTUAL REVENUE					BUDGET	PROPOSED	% Δ
	FY 2015	FY 2016	FY 2017	FY 2018	FY 2019	FY 2020	FY 2021	
LOCAL								
Property Taxes	\$6,759,220	\$6,932,806	\$7,264,546	\$7,511,142	\$7,893,716	\$8,036,640	\$8,301,880	3.30%
Other Local Revenue	\$210,251	\$556,384	\$165,223	\$514,886	\$807,305	\$362,119	\$320,324	-11.54%
TOTAL LOCAL REVENUE	\$6,969,471	\$7,489,190	\$7,429,769	\$8,026,028	\$8,701,021	\$8,398,759	\$8,622,204	2.66%
STATE								
General State Aid	\$2,750,000	\$4,000,000	\$6,000,000	\$4,600,000	\$4,600,000	\$4,600,000	\$2,000,000	-56.52%
Other State Revenue	\$213,690	\$117,891	\$323,061	\$0	\$0	\$0	\$0	
TOTAL STATE REVENUE	\$2,963,690	\$4,117,891	\$6,323,061	\$4,600,000	\$4,600,000	\$4,600,000	\$2,000,000	-56.52%
TOTAL FEDERAL REVENUE	\$0	\$0	\$0	\$0	\$0	\$0	\$0	
FLOW-THROUGH REVENUE	\$0	\$0	\$0	\$0	\$0	\$0	\$0	
TOTAL REVENUE	\$9,933,161	\$11,607,081	\$13,752,830	\$12,626,028	\$13,301,021	\$12,998,759	\$10,622,204	-18.28%

Budgeted Revenue Allocation by Source



Revenue Projection

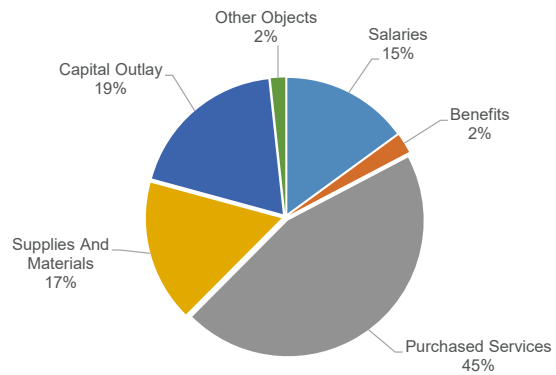


Operations and Maintenance Fund - Expenditure Analysis

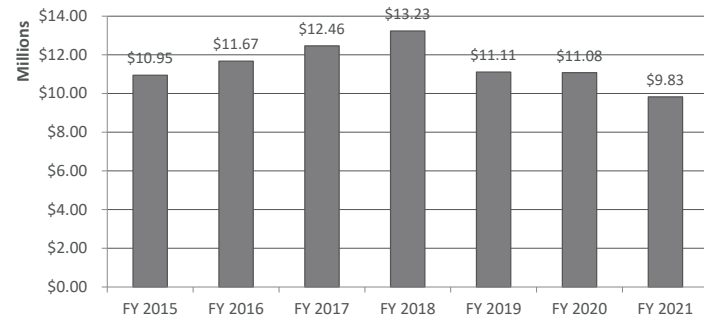
Huntley Community School District 158 | FY21 Proposed Budget 09/17/20

	ACTUAL EXPENDITURES					BUDGET	PROPOSED	% Δ
	FY 2015	FY 2016	FY 2017	FY 2018	FY 2019	FY 2020	FY 2021	
Salaries	\$1,101,938	\$1,149,718	\$1,205,640	\$1,217,400	\$1,313,439	\$1,360,509	\$1,469,762	8.03%
Benefits	\$143,581	\$154,833	\$158,256	\$194,617	\$199,677	\$219,666	\$230,579	4.97%
TOTAL SALARIES & BENEFITS	\$1,245,519	\$1,304,551	\$1,363,896	\$1,412,017	\$1,513,116	\$1,580,175	\$1,700,340	7.60%
Purchased Services	\$3,467,965	\$4,074,099	\$3,762,640	\$3,977,186	\$4,403,370	\$4,386,105	\$4,437,456	1.17%
Supplies And Materials	\$1,716,869	\$1,712,868	\$1,691,174	\$1,706,878	\$1,674,122	\$1,726,890	\$1,648,163	-4.56%
Capital Outlay	\$4,510,980	\$4,575,831	\$5,638,971	\$6,131,521	\$3,662,167	\$3,212,521	\$1,872,940	-41.70%
Other Objects	\$2,584	\$2,880	\$3,268	\$2,732	(\$149,932)	\$169,681	\$168,047	-0.96%
Non-Capitalized Equipment	\$2,040	\$0	\$1,765	\$0	\$3,300	\$0	\$0	
Termination Benefits	\$0	\$0	\$0	\$0	\$0	\$0	\$0	
Provision For Contingencies	\$0	\$0	\$0	\$0	\$0	\$0	\$0	
TOTAL ALL OTHER	\$9,700,438	\$10,365,678	\$11,097,818	\$11,818,317	\$9,593,027	\$9,495,197	\$8,126,606	-14.41%
TOTAL EXPENDITURES	\$10,945,957	\$11,670,229	\$12,461,714	\$13,230,334	\$11,106,143	\$11,075,372	\$9,826,946	-11.27%

Budgeted Expenditure Allocation by Object



Expenditure Projection



Debt Service Fund

Huntley Community School District 158 | FY21 Proposed Budget 09/17/20

	ACTUAL REVENUE / EXPENDITURE								AUDITED		BUDGET		PROPOSED	
	FY 2015	FY 2016	% Δ	FY 2017	% Δ	FY 2018	% Δ	FY 2019	% Δ	FY 2020	% Δ	FY 2021	% Δ	
REVENUE														
Local	\$8,449,708	\$8,709,820	3.08%	\$9,159,642	5.16%	\$9,536,031	4.11%	\$10,132,863	6.26%	\$10,154,138	0.21%	\$10,932,298	7.66%	
State	\$0	\$0		\$0		\$0		\$0		\$0		\$0		
Federal	\$0	\$0		\$0		\$0		\$0		\$0		\$0		
Other	\$0	\$0		\$0		\$0		\$0		\$0		\$0		
TOTAL REVENUE	\$8,449,708	\$8,709,820	3.08%	\$9,159,642	5.16%	\$9,536,031	4.11%	\$10,132,863	6.26%	\$10,154,138	0.21%	\$10,932,298	7.66%	
EXPENDITURES														
Salary and Benefit Costs	\$0	\$0		\$0		\$0		\$0		\$0		\$0		
Other	\$15,986,794	\$9,689,533	-39.39%	\$10,213,811	5.41%	\$10,683,491	4.60%	\$10,912,366	2.14%	\$10,765,103	-1.35%	\$10,828,900	0.59%	
TOTAL EXPENDITURES	\$15,986,794	\$9,689,533	-39.39%	\$10,213,811	5.41%	\$10,683,491	4.60%	\$10,912,366	2.14%	\$10,765,103	-1.35%	\$10,828,900	0.59%	
SURPLUS / DEFICIT	(\$7,537,086)	(\$979,713)		(\$1,054,169)		(\$1,147,460)		(\$779,503)		(\$610,965)		\$103,398		
OTHER FINANCING SOURCES/USES														
Other Financing Sources	\$10,719,901	\$5,852,026		\$456,071		\$12,782,047		\$7,658,916		\$0		\$0		
Other Financing Uses	(\$3,026,917)	(\$5,160,126)		\$0		(\$9,832,973)		(\$6,206,546)		\$0		\$0		
TOTAL OTHER FIN. SOURCES/USES	\$7,692,984	\$691,900		\$456,071		\$2,949,074		\$1,452,370		\$0		\$0		
SURPLUS / DEFICIT INCL. OTHER FIN. SOURCES	\$155,898	(\$287,813)		(\$598,098)		\$1,801,614		\$672,867		(\$610,965)		\$103,398		
BEGINNING FUND BALANCE	\$4,818,336	\$4,974,234		\$4,686,421		\$4,088,323		\$5,889,937		\$6,562,804		\$5,951,839		
AUDIT ADJUSTMENTS TO FUND BALANCE														
YEAR END BALANCE	\$4,974,234	\$4,686,421		\$4,088,323		\$5,889,937		\$6,562,804		\$5,951,839		\$6,055,237		
FUND BALANCE AS % OF EXPENDITURES	31.11%	48.37%		40.03%		55.13%		60.14%		55.29%		55.92%		
FUND BALANCE AS # OF MONTHS OF EXPEND.	3.73	5.80		4.80		6.62		7.22		6.63		6.71		

Powered By:

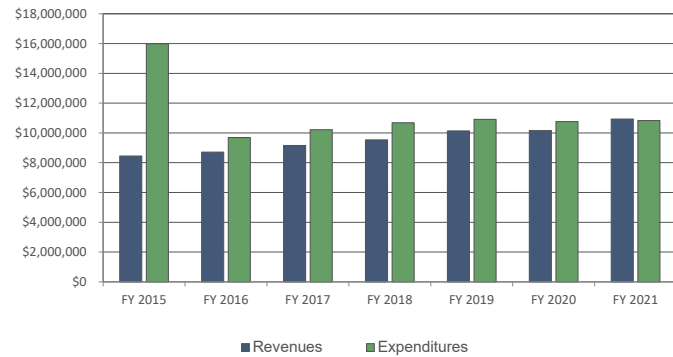


©2016 Forecast5 Analytics, Inc.

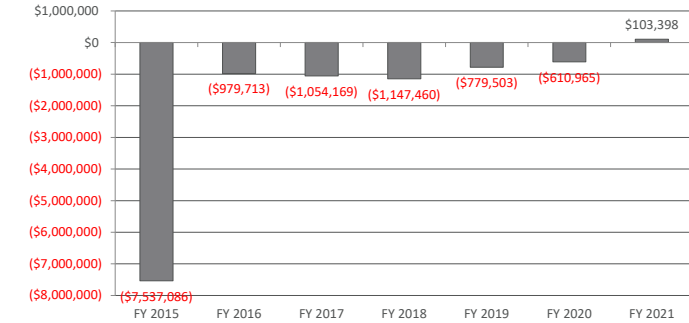
Debt Service Fund

Huntley Community School District 158 | FY21 Proposed Budget 09/17/20

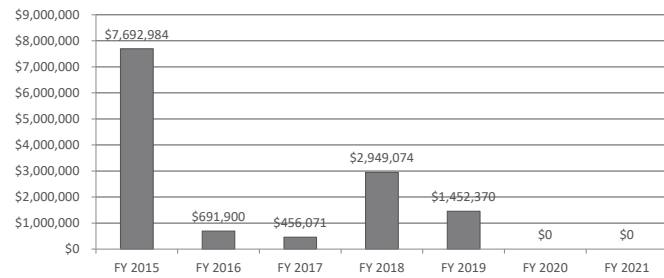
Revenues vs. Expenditures



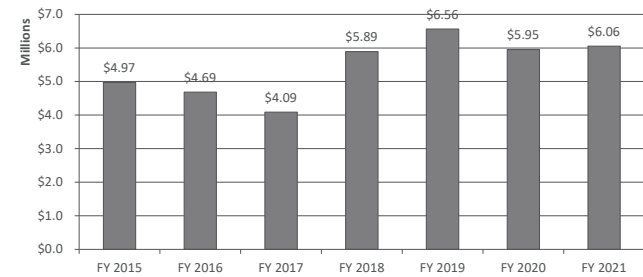
Fiscal Year Surplus / Deficit



Other Financing Sources & Uses



Year End Fund Balances

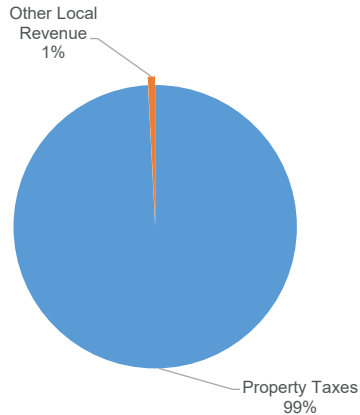


Debt Service Fund - Revenue Analysis

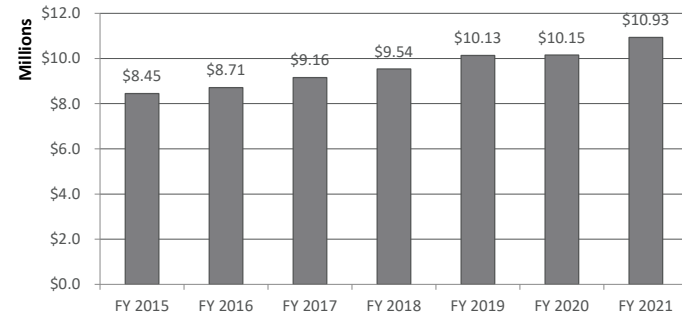
Huntley Community School District 158 | FY21 Proposed Budget 09/17/20

	ACTUAL REVENUE					BUDGET	PROPOSED	% Δ
	FY 2015	FY 2016	FY 2017	FY 2018	FY 2019	FY 2020	FY 2021	
LOCAL								
Property Taxes	\$8,447,433	\$8,706,312	\$9,093,516	\$9,331,228	\$9,776,269	\$10,014,138	\$10,843,179	8.28%
Other Local Revenue	\$2,275	\$3,508	\$66,126	\$204,803	\$356,594	\$140,000	\$89,119	-36.34%
TOTAL LOCAL REVENUE	\$8,449,708	\$8,709,820	\$9,159,642	\$9,536,031	\$10,132,863	\$10,154,138	\$10,932,298	7.66%
STATE								
General State Aid	\$0	\$0	\$0	\$0	\$0	\$0	\$0	
Other State Revenue	\$0	\$0	\$0	\$0	\$0	\$0	\$0	
TOTAL STATE REVENUE	\$0	\$0	\$0	\$0	\$0	\$0	\$0	
TOTAL FEDERAL REVENUE	\$0	\$0	\$0	\$0	\$0	\$0	\$0	
FLOW-THROUGH REVENUE	\$0	\$0	\$0	\$0	\$0	\$0	\$0	
TOTAL REVENUE	\$8,449,708	\$8,709,820	\$9,159,642	\$9,536,031	\$10,132,863	\$10,154,138	\$10,932,298	7.66%

Budgeted Revenue Allocation by Source



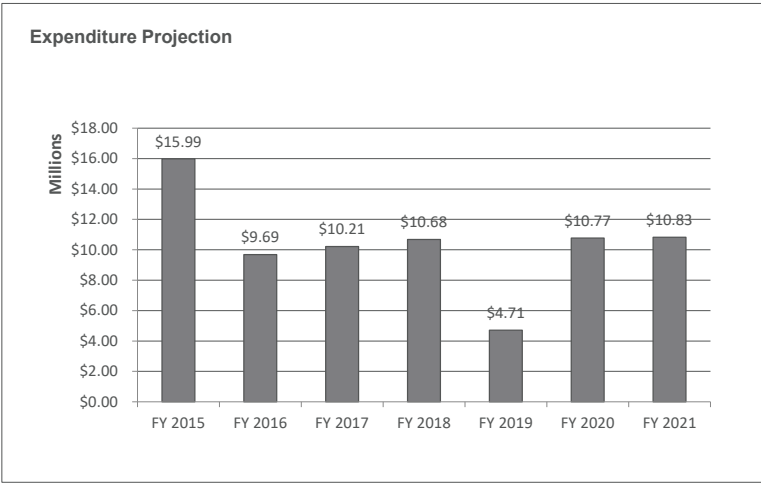
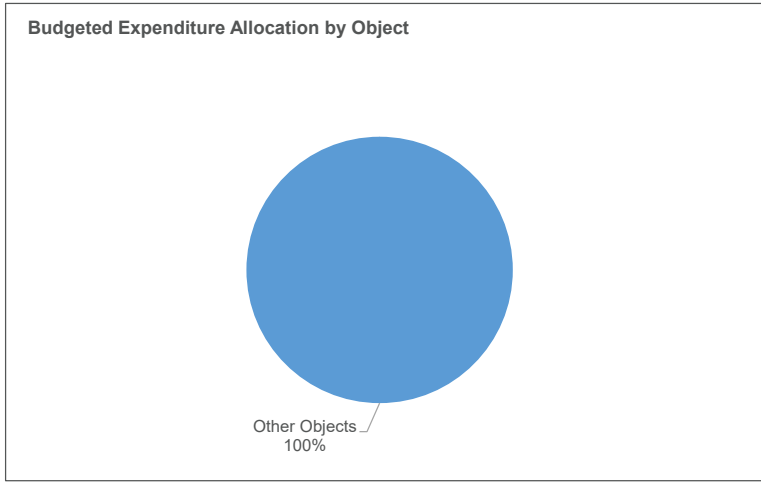
Revenue Projection



Debt Service Fund - Expenditure Analysis

Huntley Community School District 158 | FY21 Proposed Budget 09/17/20

	ACTUAL EXPENDITURES					BUDGET	PROPOSED	% Δ
	FY 2015	FY 2016	FY 2017	FY 2018	FY 2019	FY 2020	FY 2021	
Salaries	\$0	\$0	\$0	\$0	\$0	\$0	\$0	
Benefits	\$0	\$0	\$0	\$0	\$0	\$0	\$0	
TOTAL SALARIES & BENEFITS	\$0	\$0	\$0	\$0	\$0	\$0	\$0	
Purchased Services	\$0	\$0	\$0	\$0	\$0	\$0	\$0	
Supplies And Materials	\$0	\$0	\$0	\$0	\$0	\$0	\$0	
Capital Outlay	\$0	\$0	\$0	\$0	\$0	\$0	\$0	
Other Objects	\$15,986,794	\$9,689,533	\$10,213,811	\$10,683,491	\$4,705,820	\$10,765,103	\$10,828,900	0.59%
Non-Capitalized Equipment	\$0	\$0	\$0	\$0	\$0	\$0	\$0	
Termination Benefits	\$0	\$0	\$0	\$0	\$0	\$0	\$0	
Provision For Contingencies	\$0	\$0	\$0	\$0	\$0	\$0	\$0	
TOTAL ALL OTHER	\$15,986,794	\$9,689,533	\$10,213,811	\$10,683,491	\$4,705,820	\$10,765,103	\$10,828,900	0.59%
TOTAL EXPENDITURES	\$15,986,794	\$9,689,533	\$10,213,811	\$10,683,491	\$4,705,820	\$10,765,103	\$10,828,900	0.59%



Transportation Fund

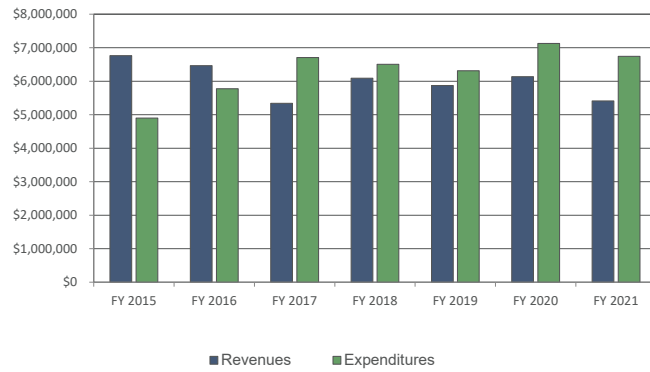
Huntley Community School District 158 | FY21 Proposed Budget 09/17/20

	ACTUAL REVENUE / EXPENDITURE						AUDITED		BUDGET		PROPOSED		
	FY 2015	FY 2016	% Δ	FY 2017	% Δ	FY 2018	% Δ	FY 2019	% Δ	FY 2020	% Δ	FY 2021	% Δ
REVENUE													
Local	\$4,231,161	\$4,341,068	2.60%	\$3,536,184	-18.54%	\$2,726,391	-22.90%	\$2,511,197	-7.89%	\$2,865,283	14.10%	\$2,276,081	-20.56%
State	\$2,528,602	\$2,123,095	-16.04%	\$1,802,935	-15.08%	\$3,362,200	86.48%	\$3,358,009	-0.12%	\$3,270,000	-2.62%	\$3,136,317	-4.09%
Federal	\$0	\$0		\$0		\$0		\$0		\$0		\$0	
Other	\$0	\$0		\$0		\$0		\$0		\$0		\$0	
TOTAL REVENUE	\$6,759,763	\$6,464,163	-4.37%	\$5,339,119	-17.40%	\$6,088,591	14.04%	\$5,869,206	-3.60%	\$6,135,283	4.53%	\$5,412,398	-11.78%
EXPENDITURES													
Salary and Benefit Costs	\$2,926,699	\$3,278,171	12.01%	\$3,268,367	-0.30%	\$3,930,554	20.26%	\$3,734,187	-5.00%	\$4,520,609	21.06%	\$4,407,745	-2.50%
Other	\$1,970,660	\$2,495,843	26.65%	\$3,436,413	37.69%	\$2,572,786	-25.13%	\$2,578,149	0.21%	\$2,608,218	1.17%	\$2,331,751	-10.60%
TOTAL EXPENDITURES	\$4,897,359	\$5,774,014	17.90%	\$6,704,780	16.12%	\$6,503,340	-3.00%	\$6,312,336	-2.94%	\$7,128,828	12.93%	\$6,739,495	-5.46%
SURPLUS / DEFICIT	\$1,862,404	\$690,149		(\$1,365,661)		(\$414,749)		(\$443,130)		(\$993,545)		(\$1,327,097)	
OTHER FINANCING SOURCES/USES													
Other Financing Sources	\$274,833	\$605,172		\$631,075		\$0		\$0		\$0		\$0	
Other Financing Uses	\$0	\$0		\$0		\$0		\$0		\$0		\$0	
TOTAL OTHER FIN. SOURCES/USES	\$274,833	\$605,172		\$631,075		\$0		\$0		\$0		\$0	
SURPLUS / DEFICIT INCL. OTHER FIN. SOURCES	\$2,137,237	\$1,295,321		(\$734,586)		(\$414,749)		(\$443,130)		(\$993,545)		(\$1,327,097)	
BEGINNING FUND BALANCE	\$7,542,902	\$9,680,139		\$10,975,460		\$10,240,874		\$9,826,125		\$9,382,995		\$8,389,450	
AUDIT ADJUSTMENTS TO FUND BALANCE													
YEAR END BALANCE	\$9,680,139	\$10,975,460		\$10,240,874		\$9,826,125		\$9,382,995		\$8,389,450		\$7,062,353	
FUND BALANCE AS % OF EXPENDITURES	197.66%	190.08%		152.74%		151.09%		148.65%		117.68%		104.79%	
FUND BALANCE AS # OF MONTHS OF EXPEND.	23.72	22.81		18.33		18.13		17.84		14.12		12.57	

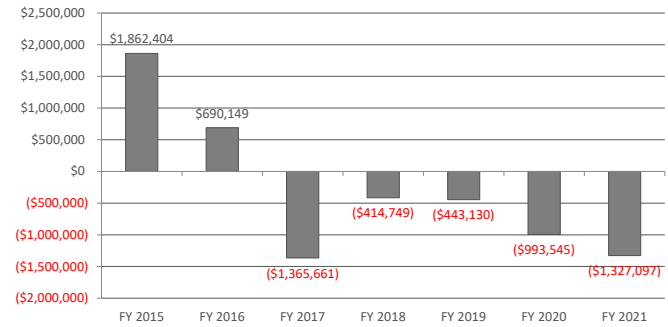
Transportation Fund

Huntley Community School District 158 | FY21 Proposed Budget 09/17/20

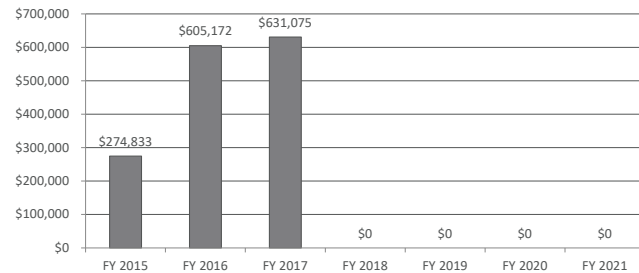
Revenues vs. Expenditures



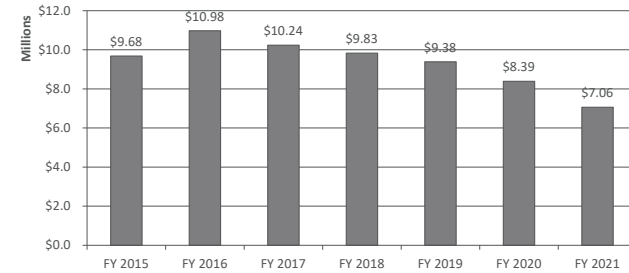
Fiscal Year Surplus / Deficit



Other Financing Sources & Uses



Year End Fund Balances

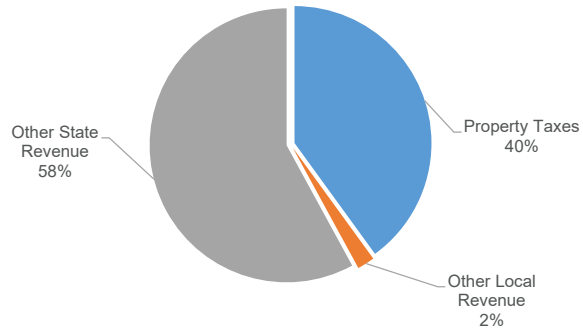


Transportation Fund - Revenue Analysis

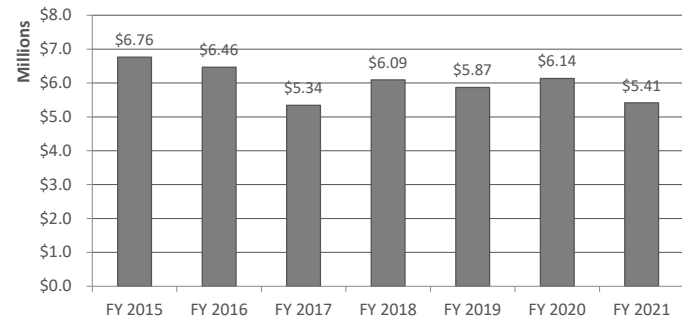
Huntley Community School District 158 | FY21 Proposed Budget 09/17/20

	ACTUAL REVENUE					BUDGET	PROPOSED	% Δ
	FY 2015	FY 2016	FY 2017	FY 2018	FY 2019	FY 2020	FY 2021	
LOCAL								
Property Taxes	\$4,136,432	\$4,242,646	\$3,397,424	\$2,559,710	\$2,346,791	\$2,730,583	\$2,165,005	-20.71%
Other Local Revenue	\$94,729	\$98,422	\$138,760	\$166,681	\$164,406	\$134,700	\$111,076	-17.54%
TOTAL LOCAL REVENUE	\$4,231,161	\$4,341,068	\$3,536,184	\$2,726,391	\$2,511,197	\$2,865,283	\$2,276,081	-20.56%
STATE								
General State Aid	\$0	\$0	\$0	\$0	\$0	\$0	\$0	
Other State Revenue	\$2,528,602	\$2,123,095	\$1,802,935	\$3,362,200	\$3,358,009	\$3,270,000	\$3,136,317	-4.09%
TOTAL STATE REVENUE	\$2,528,602	\$2,123,095	\$1,802,935	\$3,362,200	\$3,358,009	\$3,270,000	\$3,136,317	-4.09%
TOTAL FEDERAL REVENUE	\$0	\$0	\$0	\$0	\$0	\$0	\$0	
FLOW-THROUGH REVENUE	\$0	\$0	\$0	\$0	\$0	\$0	\$0	
TOTAL REVENUE	\$6,759,763	\$6,464,163	\$5,339,119	\$6,088,591	\$5,869,206	\$6,135,283	\$5,412,398	-11.78%

Budgeted Revenue Allocation by Source



Revenue Projection

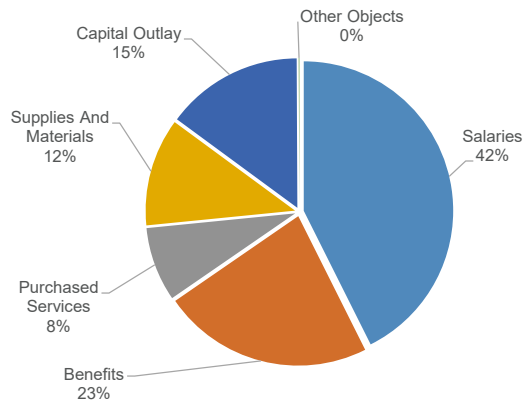


Transportation Fund - Expenditure Analysis

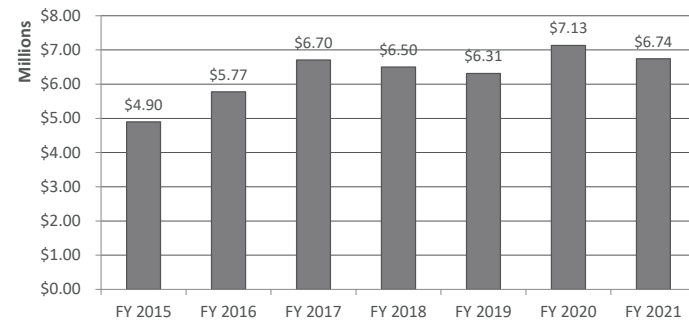
Huntley Community School District 158 | FY21 Proposed Budget 09/17/20

	ACTUAL EXPENDITURES					BUDGET	PROPOSED	% Δ
	FY 2015	FY 2016	FY 2017	FY 2018	FY 2019	FY 2020	FY 2021	
Salaries	\$2,593,171	\$2,718,438	\$2,774,465	\$2,859,418	\$2,890,314	\$3,057,614	\$2,871,730	-6.08%
Benefits	\$333,528	\$559,733	\$493,902	\$1,071,136	\$843,873	\$1,462,995	\$1,536,015	4.99%
TOTAL SALARIES & BENEFITS	\$2,926,699	\$3,278,171	\$3,268,367	\$3,930,554	\$3,734,187	\$4,520,609	\$4,407,745	-2.50%
Purchased Services	\$590,772	\$681,949	\$410,508	\$464,152	\$545,794	\$816,999	\$540,531	-33.84%
Supplies And Materials	\$859,131	\$736,961	\$802,365	\$887,215	\$905,956	\$786,275	\$786,275	0.00%
Capital Outlay	\$319,383	\$807,736	\$1,858,757	\$856,502	\$813,706	\$1,000,000	\$1,000,000	0.00%
Other Objects	\$201,374	\$269,197	\$364,783	\$364,917	\$312,693	\$4,944	\$4,944	0.00%
Non-Capitalized Equipment	\$0	\$0	\$0	\$0	\$0	\$0	\$0	
Termination Benefits	\$0	\$0	\$0	\$0	\$0	\$0	\$0	
Provision For Contingencies	\$0	\$0	\$0	\$0	\$0	\$0	\$0	
TOTAL ALL OTHER	\$1,970,660	\$2,495,843	\$3,436,413	\$2,572,786	\$2,578,149	\$2,608,218	\$2,331,751	-10.60%
TOTAL EXPENDITURES	\$4,897,359	\$5,774,014	\$6,704,780	\$6,503,340	\$6,312,336	\$7,128,828	\$6,739,495	-5.46%

Budgeted Expenditure Allocation by Object



Expenditure Projection



Municipal Retirement/Social Security Fund

Huntley Community School District 158 | FY21 Proposed Budget 09/17/20

	ACTUAL REVENUE / EXPENDITURE						AUDITED			BUDGET		PROPOSED	
	FY 2015	FY 2016	% Δ	FY 2017	% Δ	FY 2018	% Δ	FY 2019	% Δ	FY 2020	% Δ	FY 2021	% Δ
REVENUE													
Local	\$2,562,346	\$2,629,583	2.62%	\$2,775,769	5.56%	\$2,875,343	3.59%	\$3,001,857	4.40%	\$2,992,585	-0.31%	\$3,077,304	2.83%
State	\$0	\$0		\$0		\$0		\$0		\$0		\$0	
Federal	\$0	\$0		\$0		\$0		\$0		\$0		\$0	
Other	\$0	\$0		\$0		\$0		\$0		\$0		\$0	
TOTAL REVENUE	\$2,562,346	\$2,629,583	2.62%	\$2,775,769	5.56%	\$2,875,343	3.59%	\$3,001,857	4.40%	\$2,992,585	-0.31%	\$3,077,304	2.83%
EXPENDITURES													
Salary and Benefit Costs	\$2,451,790	\$2,558,222	4.34%	\$2,724,863	6.51%	\$2,815,563	3.33%	\$2,830,656	0.54%	\$2,987,316	5.53%	\$3,085,050	3.27%
Other	\$0	\$0		\$0		\$0		\$0		\$0		\$0	
TOTAL EXPENDITURES	\$2,451,790	\$2,558,222	4.34%	\$2,724,863	6.51%	\$2,815,563	3.33%	\$2,830,656	0.54%	\$2,987,316	5.53%	\$3,085,050	3.27%
SURPLUS / DEFICIT	\$110,556	\$71,361		\$50,906		\$59,780		\$171,201		\$5,269		(\$7,745)	
OTHER FINANCING SOURCES/USES													
Other Financing Sources	\$0	\$0		\$0		\$0		\$0		\$0		\$0	
Other Financing Uses	\$0	\$0		\$0		\$0		\$0		\$0		\$0	
TOTAL OTHER FIN. SOURCES/USES	\$0	\$0		\$0		\$0		\$0		\$0		\$0	
SURPLUS / DEFICIT INCL. OTHER FIN. SOURCES	\$110,556	\$71,361		\$50,906		\$59,780		\$171,201		\$5,269		(\$7,745)	
BEGINNING FUND BALANCE	\$1,126,910	\$1,237,466		\$1,308,827		\$1,359,733		\$1,419,513		\$1,590,714		\$1,595,983	
AUDIT ADJUSTMENTS TO FUND BALANCE													
YEAR END BALANCE	\$1,237,466	\$1,308,827		\$1,359,733		\$1,419,513		\$1,590,714		\$1,595,983		\$1,588,238	
FUND BALANCE AS % OF EXPENDITURES	50.47%	51.16%		49.90%		50.42%		56.20%		53.43%		51.48%	
FUND BALANCE AS # OF MONTHS OF EXPEND.	6.06	6.14		5.99		6.05		6.74		6.41		6.18	

Powered By:

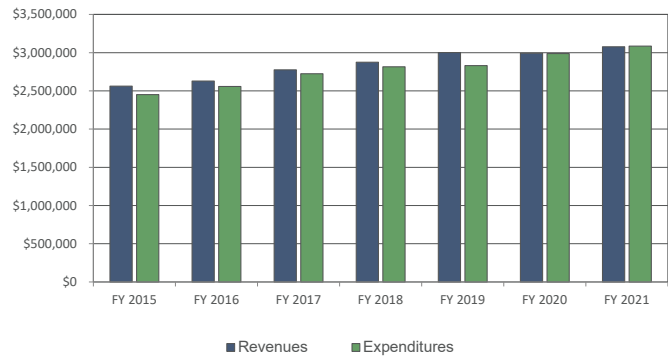


©2016 Forecast5 Analytics, Inc.

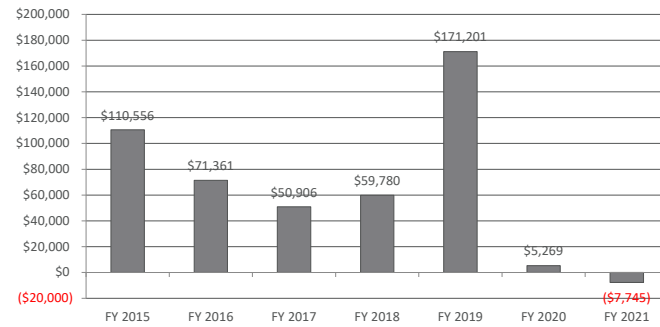
Municipal Retirement/Social Security Fund

Huntley Community School District 158 | FY21 Proposed Budget 09/17/20

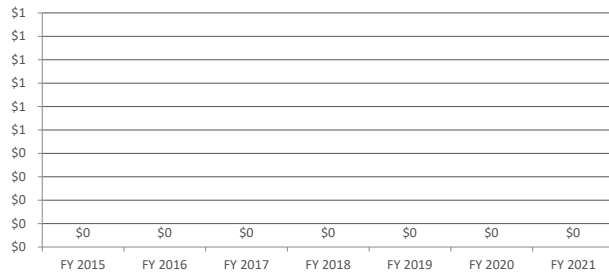
Revenues vs. Expenditures



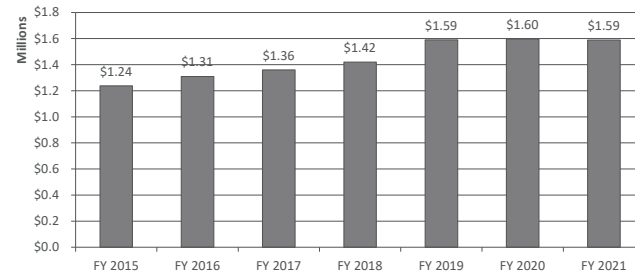
Fiscal Year Surplus / Deficit



Other Financing Sources & Uses



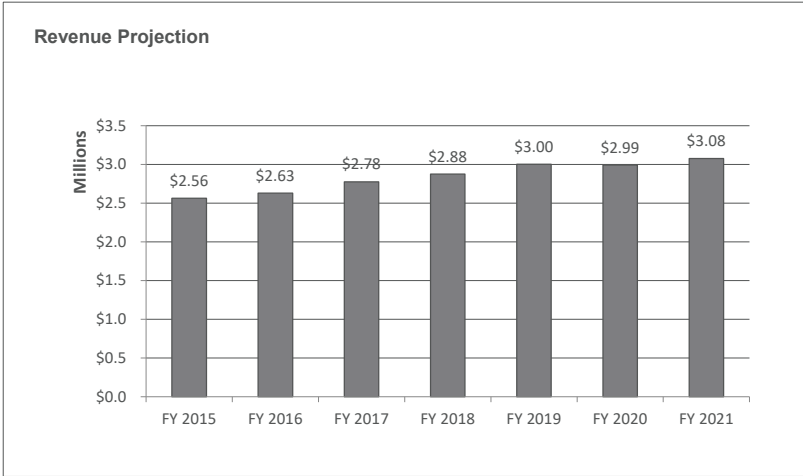
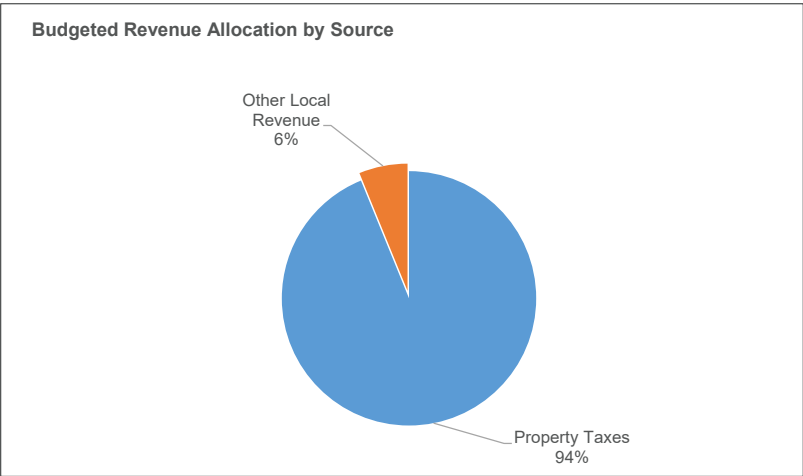
Year End Fund Balances



Municipal Retirement/Social Security Fund - Revenue Analysis

Huntley Community School District 158 | FY21 Proposed Budget 09/17/20

	ACTUAL REVENUE					BUDGET	PROPOSED	% Δ
	FY 2015	FY 2016	FY 2017	FY 2018	FY 2019	FY 2020	FY 2021	
LOCAL								
Property Taxes	\$2,436,220	\$2,498,713	\$2,618,281	\$2,671,478	\$2,759,277	\$2,825,783	\$2,887,392	2.18%
Other Local Revenue	\$126,126	\$130,870	\$157,488	\$203,865	\$242,580	\$166,802	\$189,912	13.86%
TOTAL LOCAL REVENUE	\$2,562,346	\$2,629,583	\$2,775,769	\$2,875,343	\$3,001,857	\$2,992,585	\$3,077,304	2.83%
STATE								
General State Aid	\$0	\$0	\$0	\$0	\$0	\$0	\$0	
Other State Revenue	\$0	\$0	\$0	\$0	\$0	\$0	\$0	
TOTAL STATE REVENUE	\$0	\$0	\$0	\$0	\$0	\$0	\$0	
TOTAL FEDERAL REVENUE	\$0	\$0	\$0	\$0	\$0	\$0	\$0	
FLOW-THROUGH REVENUE	\$0	\$0	\$0	\$0	\$0	\$0	\$0	
TOTAL REVENUE	\$2,562,346	\$2,629,583	\$2,775,769	\$2,875,343	\$3,001,857	\$2,992,585	\$3,077,304	2.83%

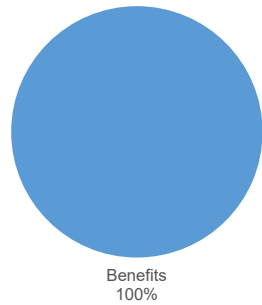


Municipal Retirement/Social Security Fund - Expenditure Analysis

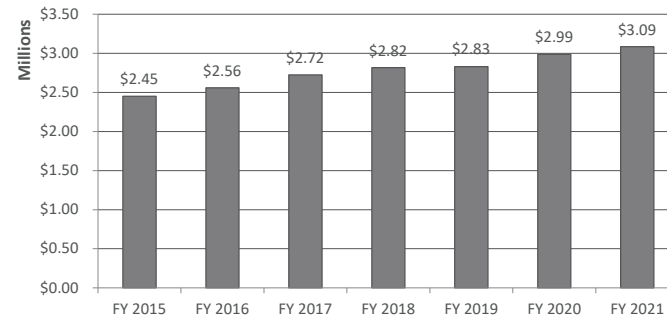
Huntley Community School District 158 | FY21 Proposed Budget 09/17/20

	ACTUAL EXPENDITURES					BUDGET	PROPOSED	% Δ
	FY 2015	FY 2016	FY 2017	FY 2018	FY 2019	FY 2020	FY 2021	
Salaries	\$0	\$0	\$0	\$0	\$0	\$0	\$0	
Benefits	\$2,451,790	\$2,558,222	\$2,724,863	\$2,815,563	\$2,830,656	\$2,987,316	\$3,085,050	3.27%
TOTAL SALARIES & BENEFITS	\$2,451,790	\$2,558,222	\$2,724,863	\$2,815,563	\$2,830,656	\$2,987,316	\$3,085,050	3.27%
Purchased Services	\$0	\$0	\$0	\$0	\$0	\$0	\$0	
Supplies And Materials	\$0	\$0	\$0	\$0	\$0	\$0	\$0	
Capital Outlay	\$0	\$0	\$0	\$0	\$0	\$0	\$0	
Other Objects	\$0	\$0	\$0	\$0	\$0	\$0	\$0	
Non-Capitalized Equipment	\$0	\$0	\$0	\$0	\$0	\$0	\$0	
Termination Benefits	\$0	\$0	\$0	\$0	\$0	\$0	\$0	
Provision For Contingencies	\$0	\$0	\$0	\$0	\$0	\$0	\$0	
TOTAL ALL OTHER	\$0	\$0	\$0	\$0	\$0	\$0	\$0	
TOTAL EXPENDITURES	\$2,451,790	\$2,558,222	\$2,724,863	\$2,815,563	\$2,830,656	\$2,987,316	\$3,085,050	3.27%

Budgeted Expenditure Allocation by Object



Expenditure Projection



Capital Project Fund

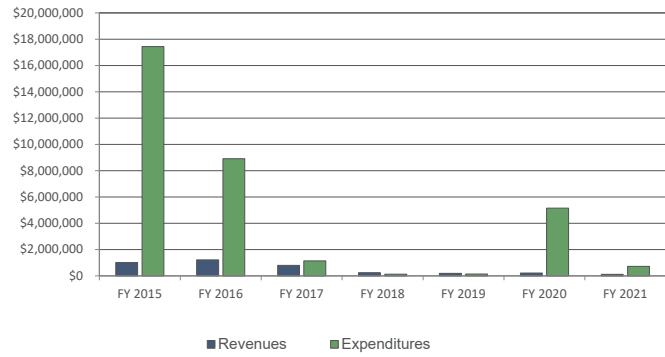
Huntley Community School District 158 | FY21 Proposed Budget 09/17/20

	ACTUAL REVENUE / EXPENDITURE						AUDITED				BUDGET		PROPOSED	
	FY 2015	FY 2016	% Δ	FY 2017	% Δ	FY 2018	% Δ	FY 2019	% Δ	FY 2020	% Δ	FY 2021	% Δ	
REVENUE														
Local	\$988,956	\$1,211,629	22.52%	\$565,668	-53.31%	\$246,897	-56.35%	\$184,996	-25.07%	\$215,000	16.22%	\$109,548	-49.05%	
State	\$21,826	\$0	-100.00%	\$237,227		\$0	-100.00%	\$0		\$0		\$0		
Federal	\$0	\$0		\$0		\$0		\$0		\$0		\$0		
Other	\$0	\$0		\$0		\$0		\$0		\$0		\$0		
TOTAL REVENUE	\$1,010,782	\$1,211,629	19.87%	\$802,895	-33.73%	\$246,897	-69.25%	\$184,996	-25.07%	\$215,000	16.22%	\$109,548	-49.05%	
EXPENDITURES														
Salary and Benefit Costs	\$56,076	\$20,254	-63.88%	\$0	-100.00%	\$0		\$0		\$0		\$0		
Other	\$17,382,996	\$8,888,688	-48.87%	\$1,144,674	-87.12%	\$125,611	-89.03%	\$139,093	10.73%	\$5,149,686	3602.33%	\$716,050	-86.10%	
TOTAL EXPENDITURES	\$17,439,072	\$8,908,942	-48.91%	\$1,144,674	-87.15%	\$125,611	-89.03%	\$139,093	10.73%	\$5,149,686	3602.33%	\$716,050	-86.10%	
SURPLUS / DEFICIT	(\$16,428,290)	(\$7,697,313)		(\$341,779)		\$121,286		\$45,903		(\$4,934,686)		(\$606,502)		
OTHER FINANCING SOURCES/USES														
Other Financing Sources	\$0	\$0		\$0		\$0		\$0		\$0		\$0		
Other Financing Uses	(\$812,094)	(\$408,094)		(\$238,075)		(\$2,565,401)		(\$1,112,831)		\$0		\$0		
TOTAL OTHER FIN. SOURCES/USES	(\$812,094)	(\$408,094)		(\$238,075)		(\$2,565,401)		(\$1,112,831)		\$0		\$0		
SURPLUS / DEFICIT INCL. OTHER FIN. SOURCES	(\$17,240,384)	(\$8,105,407)		(\$579,854)		(\$2,444,115)		(\$1,066,928)		(\$4,934,686)		(\$606,502)		
BEGINNING FUND BALANCE	\$32,401,301	\$15,160,917		\$7,055,510		\$6,475,656		\$4,031,541		\$2,964,613		(\$1,970,073)		
AUDIT ADJUSTMENTS TO FUND BALANCE														
YEAR END BALANCE	\$15,160,917	\$7,055,510		\$6,475,656		\$4,031,541		\$2,964,613		(\$1,970,073)		(\$2,576,575)		
FUND BALANCE AS % OF EXPENDITURES	86.94%	79.20%		565.72%		3209.54%		2131.39%		-38.26%		-359.83%		
FUND BALANCE AS # OF MONTHS OF EXPEND.	10.43	9.50		67.89		385.15		255.77		-4.59		-43.18		

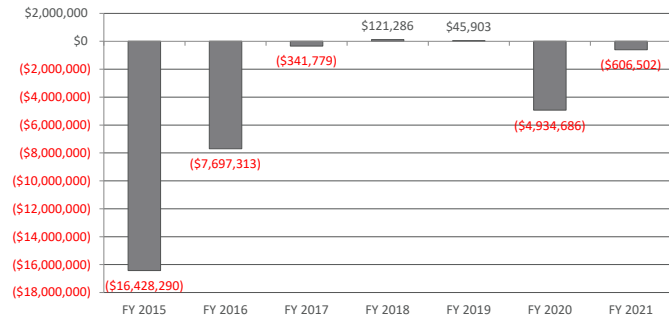
Capital Project Fund

Huntley Community School District 158 | FY21 Proposed Budget 09/17/20

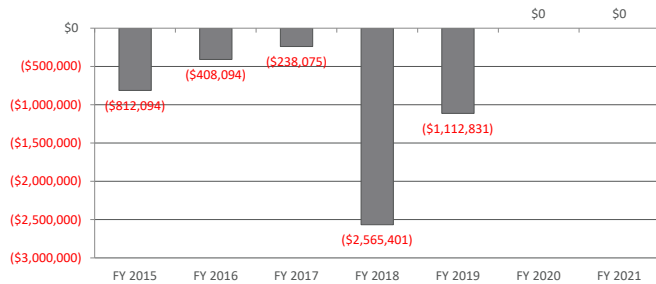
Revenues vs. Expenditures



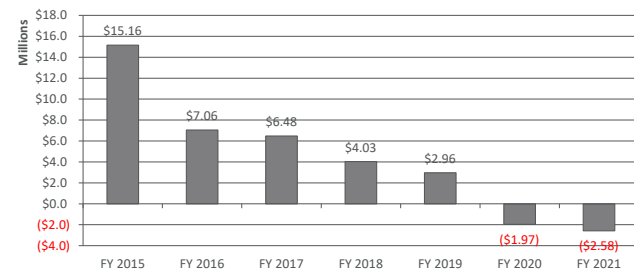
Fiscal Year Surplus / Deficit



Other Financing Sources & Uses



Year End Fund Balances

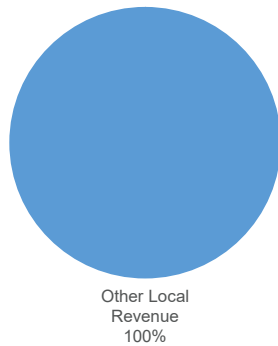


Capital Projects Fund - Revenue Analysis

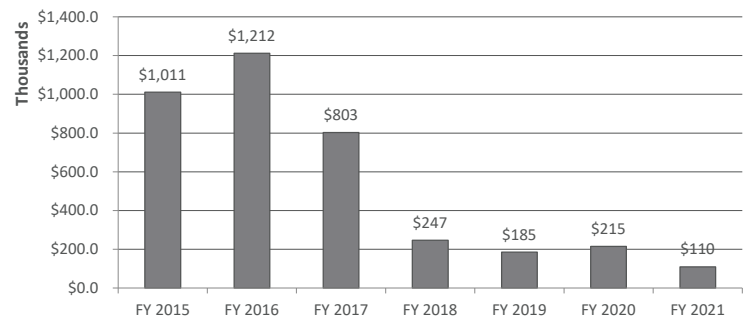
Huntley Community School District 158 | FY21 Proposed Budget 09/17/20

	ACTUAL REVENUE					BUDGET	PROPOSED	% Δ
	FY 2015	FY 2016	FY 2017	FY 2018	FY 2019	FY 2020	FY 2021	
LOCAL								
Property Taxes	\$0	\$0	\$0	\$0	\$0	\$0	\$0	
Other Local Revenue	\$988,956	\$1,211,629	\$565,668	\$246,897	\$184,996	\$215,000	\$109,548	-49.05%
TOTAL LOCAL REVENUE	\$988,956	\$1,211,629	\$565,668	\$246,897	\$184,996	\$215,000	\$109,548	-49.05%
STATE								
General State Aid	\$0	\$0	\$0	\$0	\$0	\$0	\$0	
Other State Revenue	\$21,826	\$0	\$237,227	\$0	\$0	\$0	\$0	
TOTAL STATE REVENUE	\$21,826	\$0	\$237,227	\$0	\$0	\$0	\$0	
TOTAL FEDERAL REVENUE	\$0	\$0	\$0	\$0	\$0	\$0	\$0	
FLOW-THROUGH REVENUE	\$0	\$0	\$0	\$0	\$0	\$0	\$0	
TOTAL REVENUE	\$1,010,782	\$1,211,629	\$802,895	\$246,897	\$184,996	\$215,000	\$109,548	-49.05%

Budgeted Revenue Allocation by Source



Revenue Projection

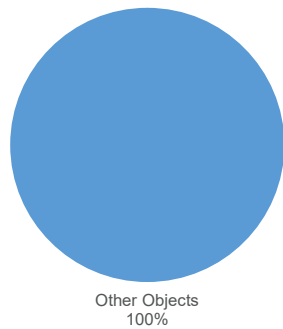


Capital Funds Fund - Expenditure Analysis

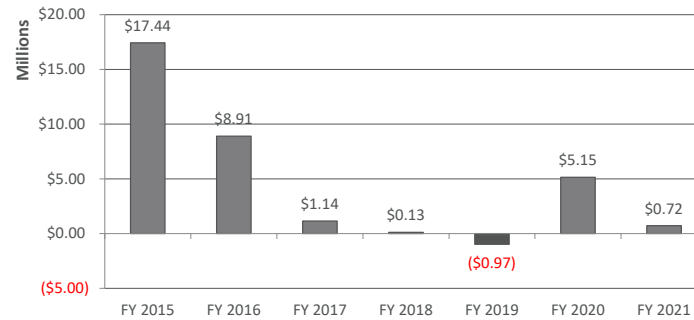
Huntley Community School District 158 | FY21 Proposed Budget 09/17/20

	ACTUAL EXPENDITURES					BUDGET	PROPOSED	% Δ
	FY 2015	FY 2016	FY 2017	FY 2018	FY 2019	FY 2020	FY 2021	
Salaries	\$44,371	\$16,253	\$0	\$0	\$0	\$0	\$0	
Benefits	\$11,705	\$4,001	\$0	\$0	\$0	\$0	\$0	
TOTAL SALARIES & BENEFITS	\$56,076	\$20,254	\$0	\$0	\$0	\$0	\$0	
Purchased Services	\$910,422	\$26,282	\$608	\$0	\$0	\$0	\$0	
Supplies And Materials	\$233,362	\$300,337	\$0	\$0	\$0	\$0	\$0	
Capital Outlay	\$16,239,212	\$8,562,069	\$1,144,066	\$125,611	\$139,093	\$4,434,958	\$0	-100.00%
Other Objects	\$0	\$0	\$0	\$0	(\$1,112,831)	\$714,728	\$716,050	0.18%
Non-Capitalized Equipment	\$0	\$0	\$0	\$0	\$0	\$0	\$0	
Termination Benefits	\$0	\$0	\$0	\$0	\$0	\$0	\$0	
Provision For Contingencies	\$0	\$0	\$0	\$0	\$0	\$0	\$0	
TOTAL ALL OTHER	\$17,382,996	\$8,888,688	\$1,144,674	\$125,611	(\$973,738)	\$5,149,686	\$716,050	-86.10%
TOTAL EXPENDITURES	\$17,439,072	\$8,908,942	\$1,144,674	\$125,611	(\$973,738)	\$5,149,686	\$716,050	-86.10%

Budgeted Expenditure Allocation by Object



Expenditure Projection



Working Cash Fund

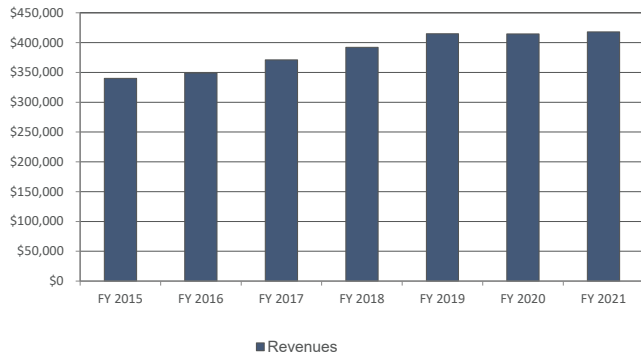
Huntley Community School District 158 | FY21 Proposed Budget 09/17/20

	ACTUAL REVENUE / EXPENDITURE						AUDITED		BUDGET		PROPOSED		
	FY 2015	FY 2016	% Δ	FY 2017	% Δ	FY 2018	% Δ	FY 2019	% Δ	FY 2020	% Δ	FY 2021	% Δ
REVENUE													
Local	\$339,948	\$349,168	2.71%	\$371,052	6.27%	\$391,961	5.64%	\$414,710	5.80%	\$414,566	-0.03%	\$417,845	0.79%
State	\$0	\$0		\$0		\$0		\$0		\$0		\$0	
Federal	\$0	\$0		\$0		\$0		\$0		\$0		\$0	
Other	\$0	\$0		\$0		\$0		\$0		\$0		\$0	
TOTAL REVENUE	\$339,948	\$349,168	2.71%	\$371,052	6.27%	\$391,961	5.64%	\$414,710	5.80%	\$414,566	-0.03%	\$417,845	0.79%
OTHER FINANCING SOURCES/USES													
Other Financing Sources	\$0	\$0		\$0		\$0		\$0		\$0		\$0	
Other Financing Uses	\$0	\$0		\$0		\$0		\$0		\$0		\$0	
TOTAL OTHER FIN. SOURCES/USES	\$0	\$0		\$0		\$0		\$0		\$0		\$0	
SURPLUS / DEFICIT INCL. OTHER FIN. SOURCES	\$339,948	\$349,168		\$371,052		\$391,961		\$414,710		\$414,566		\$417,845	
BEGINNING FUND BALANCE	\$2,388,890	\$2,728,838		\$3,078,006		\$3,449,058		\$3,841,019		\$4,255,729		\$4,670,295	
AUDIT ADJUSTMENTS TO FUND BALANCE													
YEAR END BALANCE	\$2,728,838	\$3,078,006		\$3,449,058		\$3,841,019		\$4,255,729		\$4,670,295		\$5,088,140	

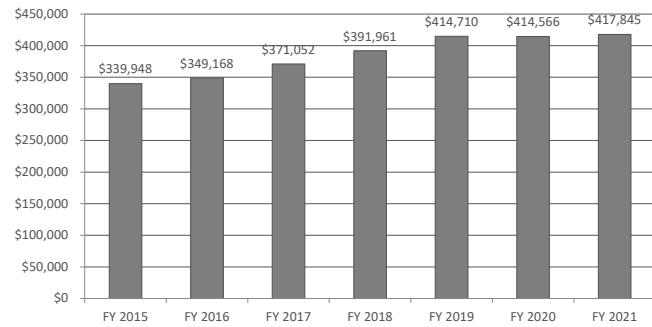
Working Cash Fund

Huntley Community School District 158 | FY21 Proposed Budget 09/17/20

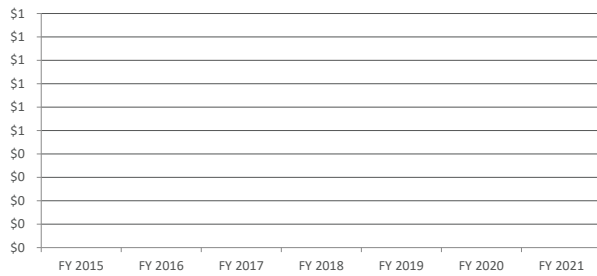
Revenues



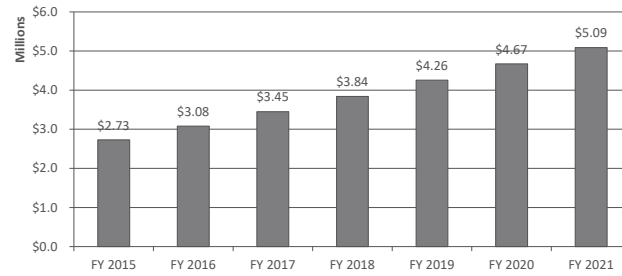
Fiscal Year Surplus / Deficit



Other Financing Sources & Uses



Year End Fund Balances

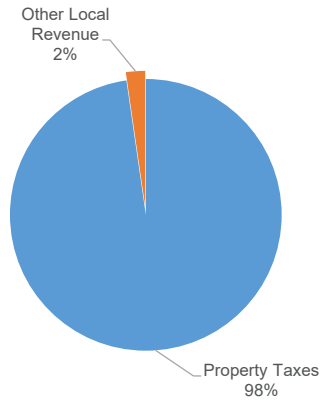


Working Cash Fund - Revenue Analysis

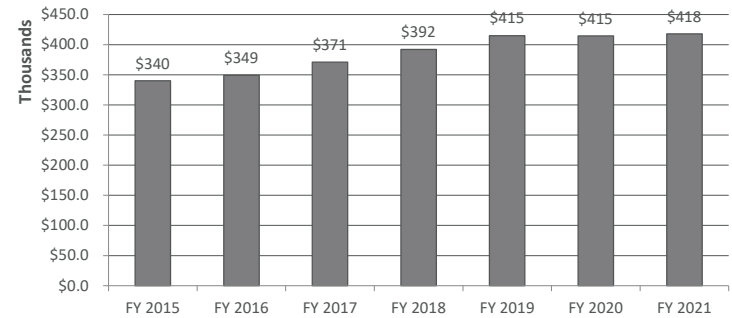
Huntley Community School District 158 | FY21 Proposed Budget 09/17/20

	ACTUAL REVENUE					BUDGET	PROPOSED	% Δ
	FY 2015	FY 2016	FY 2017	FY 2018	FY 2019	FY 2020	FY 2021	
LOCAL								
Property Taxes	\$338,217	\$346,940	\$363,540	\$374,563	\$390,182	\$399,566	\$408,297	2.19%
Other Local Revenue	\$1,731	\$2,228	\$7,512	\$17,398	\$24,528	\$15,000	\$9,548	-36.34%
TOTAL LOCAL REVENUE	\$339,948	\$349,168	\$371,052	\$391,961	\$414,710	\$414,566	\$417,845	0.79%
STATE								
General State Aid	\$0	\$0	\$0	\$0	\$0	\$0	\$0	
Other State Revenue	\$0	\$0	\$0	\$0	\$0	\$0	\$0	
TOTAL STATE REVENUE	\$0	\$0	\$0	\$0	\$0	\$0	\$0	
TOTAL FEDERAL REVENUE	\$0	\$0	\$0	\$0	\$0	\$0	\$0	
FLOW-THROUGH REVENUE	\$0	\$0	\$0	\$0	\$0	\$0	\$0	
TOTAL REVENUE	\$339,948	\$349,168	\$371,052	\$391,961	\$414,710	\$414,566	\$417,845	0.79%

Budgeted Revenue Allocation by Source



Revenue Projection



Powered By:

FORECAST5
ANALYTICS

©2016 Forecast5 Analytics, Inc.

Fire Prevention and Safety Fund

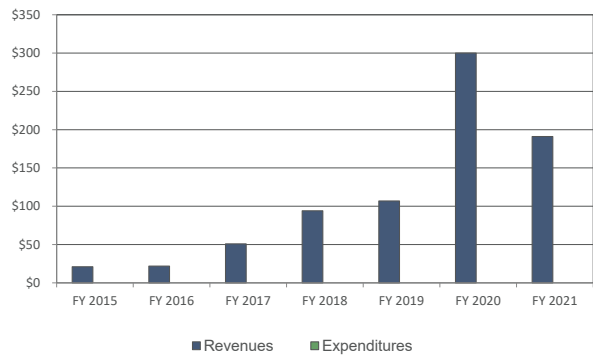
Huntley Community School District 158 | FY21 Proposed Budget 09/17/20

	ACTUAL REVENUE / EXPENDITURE						AUDITED		BUDGET		PROPOSED		
	FY 2015	FY 2016	% Δ	FY 2017	% Δ	FY 2018	% Δ	FY 2019	% Δ	FY 2020	% Δ	FY 2021	% Δ
REVENUE													
Local	\$21	\$22	4.76%	\$51	131.82%	\$94	84.31%	\$107	13.83%	\$300	180.37%	\$191	-36.34%
State	\$0	\$0		\$0		\$0		\$0		\$0		\$0	
Federal	\$0	\$0		\$0		\$0		\$0		\$0		\$0	
Other	\$0	\$0		\$0		\$0		\$0		\$0		\$0	
TOTAL REVENUE	\$21	\$22	4.76%	\$51	131.82%	\$94	84.31%	\$107	13.83%	\$300	180.37%	\$191	-36.34%
EXPENDITURES													
Salary and Benefit Costs	\$0	\$0		\$0		\$0		\$0		\$0		\$0	
Other	\$0	\$0		\$0		\$0		\$0		\$0		\$0	
TOTAL EXPENDITURES	\$0	\$0		\$0		\$0		\$0		\$0		\$0	
SURPLUS / DEFICIT	\$21	\$22		\$51		\$94		\$107		\$300		\$191	
OTHER FINANCING SOURCES/USES													
Other Financing Sources	\$0	\$0		\$0		\$0		\$0		\$0		\$0	
Other Financing Uses	\$0	\$0		\$0		\$0		\$0		\$0		\$0	
TOTAL OTHER FIN. SOURCES/USES	\$0	\$0		\$0		\$0		\$0		\$0		\$0	
SURPLUS / DEFICIT INCL. OTHER FIN. SOURCES	\$21	\$22		\$51		\$94		\$107		\$300		\$191	
BEGINNING FUND BALANCE	\$29,991	\$30,012		\$30,034		\$30,085		\$30,179		\$30,286		\$30,586	
AUDIT ADJUSTMENTS TO FUND BALANCE													
YEAR END BALANCE	\$30,012	\$30,034		\$30,085		\$30,179		\$30,286		\$30,586		\$30,777	
FUND BALANCE AS % OF EXPENDITURES	N/A	N/A		N/A		N/A		N/A		N/A		N/A	
FUND BALANCE AS # OF MONTHS OF EXPEND.	N/A	N/A		N/A		N/A		N/A		N/A		N/A	

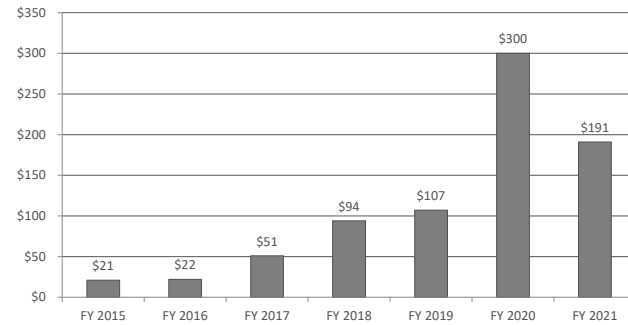
Fire Prevention and Safety Fund

Huntley Community School District 158 | FY21 Proposed Budget 09/17/20

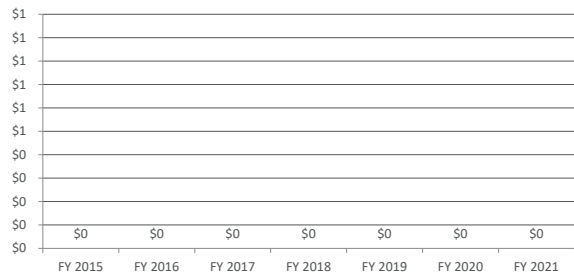
Revenues vs. Expenditures



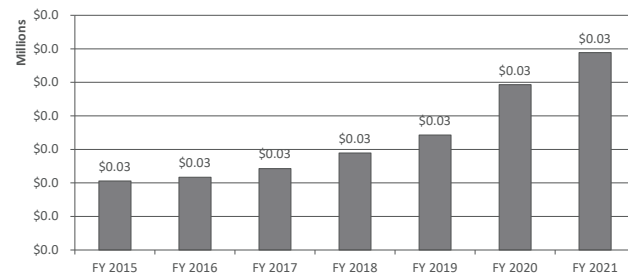
Fiscal Year Surplus / Deficit



Other Financing Sources & Uses



Year End Fund Balances




Fire Prevention and Safety Fund - Revenue Analysis

Huntley Community School District 158 | FY21 Proposed Budget 09/17/20

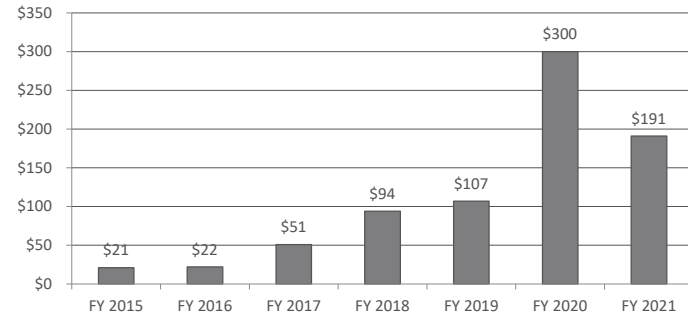
	ACTUAL REVENUE					BUDGET	PROPOSED	% Δ
	FY 2015	FY 2016	FY 2017	FY 2018	FY 2019	FY 2020	FY 2021	
LOCAL								
Property Taxes	\$0	\$0	\$0	\$0	\$0	\$0	\$0	
Other Local Revenue	\$21	\$22	\$51	\$94	\$107	\$300	\$191	-36.34%
TOTAL LOCAL REVENUE	\$21	\$22	\$51	\$94	\$107	\$300	\$191	-36.34%
STATE								
General State Aid	\$0	\$0	\$0	\$0	\$0	\$0	\$0	
Other State Revenue	\$0	\$0	\$0	\$0	\$0	\$0	\$0	
TOTAL STATE REVENUE	\$0	\$0	\$0	\$0	\$0	\$0	\$0	
TOTAL FEDERAL REVENUE	\$0	\$0	\$0	\$0	\$0	\$0	\$0	
FLOW-THROUGH REVENUE	\$0	\$0	\$0	\$0	\$0	\$0	\$0	
TOTAL REVENUE	\$21	\$22	\$51	\$94	\$107	\$300	\$191	-36.34%

Budgeted Revenue Allocation by Source



Other Local Revenue
100%

Revenue Projection



Fire Prevention and Safety Fund - Expenditure Analysis


Huntley Community School District 158 | FY21 Proposed Budget 09/17/20

	ACTUAL EXPENDITURES					BUDGET	PROPOSED	% Δ
	FY 2015	FY 2016	FY 2017	FY 2018	FY 2019	FY 2020	FY 2021	
Salaries	\$0	\$0	\$0	\$0	\$0	\$0	\$0	
Benefits	\$0	\$0	\$0	\$0	\$0	\$0	\$0	
TOTAL SALARIES & BENEFITS	\$0	\$0	\$0	\$0	\$0	\$0	\$0	
Purchased Services	\$0	\$0	\$0	\$0	\$0	\$0	\$0	
Supplies And Materials	\$0	\$0	\$0	\$0	\$0	\$0	\$0	
Capital Outlay	\$0	\$0	\$0	\$0	\$0	\$0	\$0	
Other Objects	\$0	\$0	\$0	\$0	\$0	\$0	\$0	
Non-Capitalized Equipment	\$0	\$0	\$0	\$0	\$0	\$0	\$0	
Termination Benefits	\$0	\$0	\$0	\$0	\$0	\$0	\$0	
Provision For Contingencies	\$0	\$0	\$0	\$0	\$0	\$0	\$0	
TOTAL ALL OTHER	\$0	\$0	\$0	\$0	\$0	\$0	\$0	
TOTAL EXPENDITURES	\$0	\$0	\$0	\$0	\$0	\$0	\$0	

Budgeted Expenditure Allocation by Object

No Object and
Performance
0%

Expenditure Projection





Huntley Community School District 158
Expenditure Detail By Account
Presented: September 17, 2020
FY21 Proposed Budget





FY21 Proposed Budget - Expenditure Detail By Account

Presented: September 17, 2020

Account Number	Account Description	Exp Type	Object Type	FY20	FY21
10-1100-120-00-79-605-14-0000	Extra Duty	HEA	100 Salaries	48,007.70	48,967.85
10-1100-130-00-79-600-14-0000	National Board Certification	HEA	100 Salaries	89,616.04	92,184.37
10-1101-120-00-79-605-14-0000	Substitute Teacher	R	100 Salaries	859,256.35	712,330.32
10-1101-121-00-79-605-14-0000	Homebound Salary	HEA	100 Salaries	91,623.42	94,249.28
10-1101-128-00-79-605-14-0000	Substitute Teacher Aide	HSP	100 Salaries	89,909.46	93,955.39
10-1110-110-00-71-105-00-0000	Kinderg Teacher Leggee	HEA	100 Salaries	528,283.10	543,423.30
10-1110-110-00-71-105-01-0000	1st Grade Teacher Leggee	HEA	100 Salaries	511,851.14	526,520.41
10-1110-110-00-71-105-02-0000	2nd Grade Teacher Leggee	HEA	100 Salaries	375,696.04	386,463.21
10-1110-110-00-71-105-03-0000	3rd Grade Teacher Leggee	HEA	100 Salaries	526,710.87	541,806.01
10-1110-110-00-71-105-04-0000	4th Grade Teacher Leggee	HEA	100 Salaries	506,397.44	520,910.42
10-1110-110-00-71-105-05-0000	5th Grade Teacher Leggee	HEA	100 Salaries	528,835.60	543,991.64
10-1110-110-00-72-115-00-0000	Kinderg Teacher Chesak	HEA	100 Salaries	961,441.03	988,995.22
10-1110-110-00-72-115-01-0000	1st Grade Teacher Chesak	HEA	100 Salaries	957,993.53	985,448.92
10-1110-110-00-72-115-02-0000	2nd Grade Teacher Chesak	HEA	100 Salaries	903,059.56	928,940.58
10-1110-110-00-72-125-03-0000	3rd Grade Teacher Martin	HEA	100 Salaries	835,074.05	859,006.65
10-1110-110-00-72-125-04-0000	4th Grade Teacher Martin	HEA	100 Salaries	954,364.31	981,715.68
10-1110-110-00-72-125-05-0000	5th Grade Teacher Martin	HEA	100 Salaries	813,016.56	836,317.01
10-1110-110-00-74-145-00-0000	Kinderg Teacher Mackeben	HEA	100 Salaries	575,812.44	592,314.80
10-1110-110-00-74-145-01-0000	1st Grade Teacher Mackeben	HEA	100 Salaries	628,267.89	646,273.58
10-1110-110-00-74-145-02-0000	2nd Grade Teacher Mackeben	HEA	100 Salaries	594,970.07	612,021.47
10-1110-110-00-74-155-03-0000	3rd Grade Teacher Conley	HEA	100 Salaries	602,009.70	619,262.85
10-1110-110-00-74-155-04-0000	4th Grade Teacher Conley	HEA	100 Salaries	453,687.26	466,689.60
10-1110-110-00-74-155-05-0000	5th Grade Teacher Conley	HEA	100 Salaries	610,691.34	628,193.30
10-1110-110-02-71-105-13-0000	Art Teacher Leggee	HEA	100 Salaries	124,225.35	127,785.56
10-1110-110-02-72-115-13-0000	Art Teacher Chesak	HEA	100 Salaries	93,546.99	96,227.98
10-1110-110-02-72-125-13-0000	Art Teacher Martin	HEA	100 Salaries	99,021.06	101,858.93
10-1110-110-02-74-145-13-0000	Art Teacher Mackeben	HEA	100 Salaries	68,979.00	70,955.89
10-1110-110-02-74-155-13-0000	Art Teacher Conley	HEA	100 Salaries	63,395.14	65,212.00
10-1110-110-05-71-105-13-0000	Reading Specialist Leggee	HEA 56	100 Salaries	264,397.50	271,974.94
10-1110-110-05-72-115-13-0000	Reading Specialist Chesak	HEA	100 Salaries	203,354.96	209,182.96
10-1110-110-05-72-125-13-0000	Reading Specialist Martin	HEA	100 Salaries	284,018.92	292,158.69



FY21 Proposed Budget - Expenditure Detail By Account

Presented: September 17, 2020

Account Number	Account Description	Exp Type	Object Type	FY20	FY21
10-1110-110-05-74-145-13-0000	Reading Spec Mackeben	HEA	100 Salaries	65,340.24	67,212.84
10-1110-110-05-74-155-13-0000	Reading Specialist Conley	HEA	100 Salaries	207,328.25	213,270.12
10-1110-110-12-71-105-13-0000	Music Teacher Leggee	HEA	100 Salaries	182,691.57	187,927.38
10-1110-110-12-72-115-13-0000	Music Teacher Chesak	HEA	100 Salaries	159,028.50	163,586.14
10-1110-110-12-72-125-13-0000	Music Teacher Martin	HEA	100 Salaries	226,881.23	233,383.48
10-1110-110-12-74-145-13-0000	Music Teacher Mackeben	HEA	100 Salaries	142,477.51	146,560.81
10-1110-110-12-74-155-13-0000	Music Teacher Conley	HEA	100 Salaries	65,053.46	66,917.84
10-1110-110-50-71-105-13-0000	PE Teacher Leggee	HEA	100 Salaries	282,687.69	290,789.31
10-1110-110-50-72-115-13-0000	PE Teacher Chesak	HEA	100 Salaries	344,757.30	354,637.79
10-1110-110-50-72-125-13-0000	PE Teacher Martin	HEA	100 Salaries	347,508.42	357,467.75
10-1110-110-50-74-145-13-0000	PE Teacher Mackeben	HEA	100 Salaries	170,603.71	175,493.09
10-1110-110-50-74-155-13-0000	PE Teacher Conley	HEA	100 Salaries	176,013.04	181,057.44
10-1110-112-00-71-105-13-0000	Aide Salary Leggee	HSP	100 Salaries	-	-
10-1110-112-00-72-115-13-0000	Aide Salary Chesak	HSP	100 Salaries	19,020.70	19,876.63
10-1110-112-89-79-605-14-0000	Title I Aide Salaries	HSP	100 Salaries	90,000.00	94,050.00
10-1120-110-00-72-215-13-0000	Foods Teacher Heineman	HEA	100 Salaries	74,277.74	76,406.49
10-1120-110-00-72-225-13-0000	Foods Teacher Marlowe	HEA	100 Salaries	53,566.89	55,102.08
10-1120-110-02-72-225-13-0000	Art Teacher Marlowe	HEA	100 Salaries	125,289.07	128,879.76
10-1120-110-02-74-210-13-0000	Heineman Fine Arts Salaries	HEA	100 Salaries	1,102.59	1,134.19
10-1120-110-02-74-215-13-0000	Art Teacher Heineman	HEA	100 Salaries	56,350.43	57,965.39
10-1120-110-05-72-225-06-0000	English Teacher 6th Marlowe	HEA	100 Salaries	586,597.76	603,409.22
10-1120-110-05-72-225-07-0000	English Teacher 7th Marlowe	HEA	100 Salaries	508,415.73	522,986.55
10-1120-110-05-72-225-08-0000	English Teacher 8th Marlowe	HEA	100 Salaries	474,417.80	488,014.26
10-1120-110-05-74-215-06-0000	English Teacher 6th Heineman	HEA	100 Salaries	454,072.84	467,086.23
10-1120-110-05-74-215-07-0000	English Teacher 7th Heineman	HEA	100 Salaries	387,529.97	398,636.29
10-1120-110-05-74-215-08-0000	English Teacher 8th Heineman	HEA	100 Salaries	276,122.32	284,035.78
10-1120-110-06-72-225-13-0000	Foreign Lang Teacher Marlowe	HEA	100 Salaries	101,152.50	104,051.46
10-1120-110-06-74-215-13-0000	Foreign Lang Teacher Heineman	HEA	100 Salaries	85,495.76	87,946.01
10-1120-110-11-72-225-06-0000	Math Teacher 6th Marlowe	HEA 57	100 Salaries	176,799.68	181,866.63
10-1120-110-11-72-225-07-0000	Math Teacher 7th Marlowe	HEA	100 Salaries	331,194.82	340,686.62
10-1120-110-11-72-225-08-0000	Math Teacher 8th Marlowe	HEA	100 Salaries	289,959.05	298,269.06



FY21 Proposed Budget - Expenditure Detail By Account

Presented: September 17, 2020

Account Number	Account Description	Exp Type	Object Type	FY20	FY21
10-1120-110-11-74-215-06-0000	Math Teacher 6th Heineman	HEA	100 Salaries	162,380.92	167,034.64
10-1120-110-11-74-215-07-0000	Math Teacher 7th Heineman	HEA	100 Salaries	46,516.23	47,849.35
10-1120-110-11-74-215-08-0000	Math Teacher 8th Heineman	HEA	100 Salaries	190,403.90	195,860.73
10-1120-110-12-72-225-13-0000	Music Teacher Marlowe	HEA	100 Salaries	236,474.61	243,251.80
10-1120-110-12-74-215-13-0000	Music Teacher Heineman	HEA	100 Salaries	154,352.90	158,776.54
10-1120-110-13-72-225-06-0000	Science 6th Marlowe	HEA	100 Salaries	341,896.06	351,694.55
10-1120-110-13-72-225-07-0000	Science 7th Marlowe	HEA	100 Salaries	267,222.61	274,881.01
10-1120-110-13-72-225-08-0000	Science 8th Marlowe	HEA	100 Salaries	126,638.49	130,267.86
10-1120-110-13-74-215-06-0000	Science 6th Heineman	HEA	100 Salaries	179,707.51	184,857.79
10-1120-110-13-74-215-07-0000	Science 7th Heineman	HEA	100 Salaries	134,627.23	138,485.55
10-1120-110-13-74-215-08-0000	Science 8th Heineman	HEA	100 Salaries	170,877.88	175,775.11
10-1120-110-15-72-225-06-0000	Soc Stud 6th Marlowe	HEA	100 Salaries	278,070.60	286,039.90
10-1120-110-15-72-225-07-0000	Soc Stud 7th Marlowe	HEA	100 Salaries	223,013.48	229,404.88
10-1120-110-15-72-225-08-0000	Soc Stud 8th Marlowe	HEA	100 Salaries	233,934.53	240,638.92
10-1120-110-15-74-215-06-0000	Soc Studies 6th Heineman	HEA	100 Salaries	146,282.73	150,475.08
10-1120-110-15-74-215-07-0000	Soc Studies 7th Heineman	HEA	100 Salaries	170,931.97	175,830.75
10-1120-110-15-74-215-08-0000	Soc Studies 8th Heineman	HEA	100 Salaries	160,008.75	164,594.48
10-1120-110-50-72-225-13-0000	PE Teacher Marlowe	HEA	100 Salaries	463,518.79	476,802.90
10-1120-110-50-74-215-13-0000	PE Teacher Heineman	HEA	100 Salaries	324,221.52	333,513.47
10-1120-110-61-72-225-13-0000	Computer Teacher Marlowe	HEA	100 Salaries	167,898.42	172,710.26
10-1120-110-61-74-215-13-0000	Computer Teacher Heineman	HEA	100 Salaries	128,912.39	132,606.92
10-1120-112-00-72-225-13-0000	Aide Salary Marlowe	HSP	100 Salaries	-	-
10-1125-110-00-79-600-14-0000	Preschool Teacher	HEA	100 Salaries	686,310.27	705,979.41
10-1125-110-90-79-600-14-0000	Parent Tot Coordinator	ADM	100 Salaries	23,259.39	24,073.47
10-1125-110-97-79-600-14-0000	All Children Teacher Salaries	HEA	100 Salaries	144,925.00	146,213.00
10-1125-112-00-79-600-14-0000	Preschool Aide	HSP	100 Salaries	393,673.82	411,389.14
10-1125-112-97-79-600-14-0000	All Children Aide Salaries	HSP	100 Salaries	45,229.00	52,716.00
10-1130-110-00-71-305-13-0000	Team Leaders HS	HEA	100 Salaries	15,666.21	16,115.19
10-1130-110-02-71-305-13-0000	Art Teacher HS	HEA	58 100 Salaries	272,586.69	280,398.82
10-1130-110-05-71-305-13-0000	English/LA Teacher HS	HEA	100 Salaries	1,494,109.13	1,536,929.19
10-1130-110-05-71-305-23-0000	Reading Specialist HS	HEA	100 Salaries	91,841.75	94,473.87



FY21 Proposed Budget - Expenditure Detail By Account

Presented: September 17, 2020

Account Number	Account Description	Exp Type	Object Type	FY20	FY21
10-1130-110-06-71-305-13-0000	Foreign Lang Teacher HS	HEA	100 Salaries	880,875.49	906,120.73
10-1130-110-11-71-305-13-0000	Math Teacher HS	HEA	100 Salaries	1,487,754.22	1,530,392.15
10-1130-110-12-71-305-13-0000	Music Teacher HS	HEA	100 Salaries	192,235.86	197,745.20
10-1130-110-13-71-305-13-0000	Science Teacher HS	HEA	100 Salaries	1,391,686.14	1,431,570.83
10-1130-110-15-71-305-13-0000	Soc Studies Teacher HS	HEA	100 Salaries	1,035,255.58	1,064,925.24
10-1130-110-50-71-305-13-0000	PE Teacher HS	HEA	100 Salaries	1,094,539.94	1,125,908.64
10-1130-110-61-71-305-13-0000	Computer Teacher HS	HEA	100 Salaries	221,135.83	227,473.42
10-1130-112-00-71-305-13-0000	Aide Salary HS	HSP	100 Salaries	112,003.13	84,125.27
10-1130-127-00-71-300-14-0000	HS Overloads	HEA	100 Salaries	45,226.87	46,131.41
10-1130-130-00-71-305-13-0000	Team Leader HS Overtime	HEA	100 Salaries	-	-
10-1200-110-00-79-505-14-0000	Director Special Services	ADM	100 Salaries	215,091.63	222,619.84
10-1200-110-92-79-600-14-0000	IDEA Salary	HEA	100 Salaries	590,000.00	590,000.00
10-1200-111-00-71-105-13-0000	Sp Ed Teacher Leggee	HEA	100 Salaries	634,836.03	653,029.96
10-1200-111-00-71-305-13-0000	Sp Ed Teacher HS	HEA	100 Salaries	1,571,256.62	1,616,287.67
10-1200-111-00-72-115-13-0000	Sp Ed Teacher Chesak	HEA	100 Salaries	486,522.87	500,466.26
10-1200-111-00-72-125-13-0000	Sp Ed Teacher Martin	HEA	100 Salaries	575,423.75	591,914.97
10-1200-111-00-72-225-13-0000	Sp Ed Teacher Marlowe	HEA	100 Salaries	992,100.93	1,020,533.81
10-1200-111-00-74-145-13-0000	Sp Ed Teacher Mackeben	HEA	100 Salaries	197,315.98	202,970.91
10-1200-111-00-74-155-13-0000	Sp Ed Teacher Conley	HEA	100 Salaries	367,087.86	377,608.33
10-1200-111-00-74-215-13-0000	Sp Ed Teacher Heineman	HEA	100 Salaries	860,705.37	885,372.55
10-1200-111-00-79-605-14-0000	Asst Director Special Svcs	ADM	100 Salaries	176,847.34	183,037.00
10-1200-112-00-71-105-13-0000	Spec Ed Aide Leggee	HSP	100 Salaries	225,644.26	235,798.25
10-1200-112-00-71-305-13-0000	Spec Ed Aide HS	HSP	100 Salaries	262,381.69	274,188.87
10-1200-112-00-72-115-13-0000	Spec Ed Aide Chesak	HSP	100 Salaries	147,647.72	154,291.87
10-1200-112-00-72-125-13-0000	Spec Ed Aide Martin	HSP	100 Salaries	103,283.05	107,930.79
10-1200-112-00-72-225-13-0000	Sp Ed Aide Marlowe	HSP	100 Salaries	200,325.83	209,340.49
10-1200-112-00-74-145-13-0000	Sp Ed Aide Mackeben	HSP	100 Salaries	37,193.67	38,867.39
10-1200-112-00-74-155-13-0000	Sp Ed Aide Conley	HSP	100 Salaries	66,068.75	69,041.84
10-1200-112-00-74-215-13-0000	Sp Ed Aide Heineman	HSP 59	100 Salaries	174,951.18	182,823.98
10-1200-112-00-79-605-13-0000	Spec Ed Aide Off-Site	HSP	100 Salaries	23,643.46	24,707.42
10-1200-113-00-79-505-14-0000	Sp Ed Office Salary	ADM	100 Salaries	80,451.42	83,267.22



FY21 Proposed Budget - Expenditure Detail By Account

Presented: September 17, 2020

Account Number	Account Description	Exp Type	Object Type	FY20	FY21
10-1200-122-00-79-600-14-0000	SpEd Summer Staff Development	HEA	100 Salaries	20,000.04	20,400.04
10-1200-126-00-79-600-14-0000	SpEd After School PD Salaries	HEA	100 Salaries	29,999.55	30,859.31
10-1200-129-00-79-600-14-0000	SpEd Summer Evaluations	HEA	100 Salaries	10,000.00	10,200.00
10-1200-130-00-72-225-13-0000	SpEd OT Marlowe	HEA	100 Salaries	-	-
10-1200-130-00-79-505-14-0000	Special Ed OT District	HEA	100 Salaries	-	-
10-1200-140-00-79-505-14-0000	Vacation-Sp Ed Office	ADM	100 Salaries	1,913.40	1,980.37
10-1400-110-03-71-305-13-0000	Business Teacher HS	HEA	100 Salaries	85,306.76	87,751.59
10-1400-110-09-71-305-13-0000	Home Ec Teacher HS	HEA	100 Salaries	169,702.15	174,565.69
10-1400-110-10-71-305-13-0000	Industrial Arts Teacher HS	HEA	100 Salaries	152,456.55	156,825.84
10-1412-110-63-71-300-14-0000	Career and Tech Ed Improvement	HEA	100 Salaries	34,058.00	-
10-1501-110-30-71-305-13-0000	Academic Team Sponsor HS	HEA	100 Salaries	4,212.12	4,296.36
10-1501-110-30-72-225-13-0000	Academic Team Sponsor Marlowe	HEA	100 Salaries	4,212.12	4,296.36
10-1501-110-30-74-215-13-0000	Academic Team Sponsor Heineman	HEA	100 Salaries	4,212.12	4,296.36
10-1502-110-30-71-305-13-0000	Art Team Sponsor HS	HEA	100 Salaries	1,080.55	1,102.16
10-1502-110-30-72-225-13-0000	Art Club Sponsor-Marlowe	HEA	100 Salaries	1,317.26	1,343.61
10-1502-110-30-74-215-13-0000	Art Club Sponsor MS	HEA	100 Salaries	1,317.26	1,343.61
10-1503-110-30-71-305-13-0000	Band Sponsor HS	HEA	100 Salaries	7,710.60	7,864.81
10-1503-110-30-72-225-13-0000	Band Sponsor Marlowe	HEA	100 Salaries	5,616.97	5,729.31
10-1503-110-30-74-215-13-0000	Band Sponsor Heineman	HEA	100 Salaries	4,212.71	4,296.96
10-1503-110-30-79-600-21-0000	Mallets, Movement & More Dir	HEA	100 Salaries	5,192.60	5,296.45
10-1504-110-30-71-305-15-0000	Baseball Coach HS	HEA	100 Salaries	39,661.25	40,454.47
10-1505-110-30-71-305-15-0000	Basketball Boys Coach HS	HEA	100 Salaries	29,810.38	30,406.59
10-1505-110-30-71-305-16-0000	Basketball Girls Coach HS	HEA	100 Salaries	29,810.38	30,406.59
10-1505-110-30-72-225-15-0000	Basketball Boys Coach Marlowe	HEA	100 Salaries	13,825.82	14,102.34
10-1505-110-30-72-225-16-0000	Basketball Girls Coach Marlowe	HEA	100 Salaries	13,825.82	14,102.34
10-1505-110-30-74-215-15-0000	Basketball Boys Coach Heineman	HEA	100 Salaries	13,825.82	14,102.34
10-1505-110-30-74-215-16-0000	Basketball Gls Coach Heineman	HEA	100 Salaries	13,825.82	14,102.34
10-1506-110-30-71-305-13-0000	Cheerleading Sponsor HS	HEA	100 Salaries	16,202.31	16,526.36
10-1506-110-30-72-225-13-0000	Cheer Sponsor Marlowe	HEA 60	100 Salaries	3,240.46	3,305.27
10-1506-110-30-74-215-13-0000	Cheer Sponsor Heineman	HEA	100 Salaries	3,240.46	3,305.27
10-1507-110-30-71-305-13-0000	Chorus Sponsor HS	HEA	100 Salaries	2,916.18	2,974.50



FY21 Proposed Budget - Expenditure Detail By Account

Presented: September 17, 2020

Account Number	Account Description	Exp Type	Object Type	FY20	FY21
10-1507-110-30-72-225-13-0000	Chorus Sponsor Marlowe	HEA	100 Salaries	2,808.48	2,864.65
10-1507-110-30-74-215-13-0000	Chorus Sponsor Heineman	HEA	100 Salaries	2,808.48	2,864.65
10-1508-110-30-71-305-13-0000	Color Guard Coach HS	HEA	100 Salaries	1,317.26	1,343.61
10-1510-110-30-71-300-13-0000	Community Service Club	HEA	100 Salaries	1,620.24	1,652.64
10-1511-110-30-71-305-15-0000	Cross Ctry Boys Coach HS	HEA	100 Salaries	7,237.20	7,381.94
10-1511-110-30-71-305-16-0000	Cross Ctry Girls Coach HS	HEA	100 Salaries	7,237.20	7,381.94
10-1511-110-30-72-225-13-0000	Cross Ctry Coach Marlowe	HEA	100 Salaries	6,000.59	6,120.60
10-1511-110-30-74-215-13-0000	Cross Ctry Coach Heineman	HEA	100 Salaries	4,428.71	4,517.28
10-1512-110-30-71-300-13-0000	Dance Club	HEA	100 Salaries	2,808.48	2,864.65
10-1513-110-30-71-305-13-0000	FFA Sponsor HS	HEA	100 Salaries	405.48	413.59
10-1514-110-30-71-305-15-0000	Football Coach HS	HEA	100 Salaries	73,013.38	74,473.65
10-1515-110-30-71-305-15-0000	Golf Boys Coach HS	HEA	100 Salaries	7,237.20	7,381.94
10-1515-110-30-71-305-16-0000	Golf Girls Coach HS	HEA	100 Salaries	7,237.20	7,381.94
10-1515-110-30-74-150-13-0000	Frisbee Golf Club Coord CON	HEA	100 Salaries	-	-
10-1516-110-30-71-105-13-0000	Literary Club Leggee	HEA	100 Salaries	1,403.64	1,431.71
10-1516-110-30-71-305-13-0000	Literary Club Sponsor HS	HEA	100 Salaries	1,252.12	1,277.16
10-1516-110-30-72-115-13-0000	Literary Club Chesak	HEA	100 Salaries	1,403.64	1,431.71
10-1516-110-30-72-125-13-0000	Literary Club Martin	HEA	100 Salaries	1,403.64	1,431.71
10-1516-110-30-72-225-13-0000	Literary Club Sponsor Marlowe	HEA	100 Salaries	539.68	550.47
10-1516-110-30-74-145-14-0000	Literary Club Mackeben	HEA	100 Salaries	1,403.64	1,431.71
10-1516-110-30-74-155-13-0000	Literary Club Conley	HEA	100 Salaries	1,403.64	1,431.71
10-1516-110-30-74-215-13-0000	Literary Club Sponsor Heineman	HEA	100 Salaries	1,356.27	1,383.40
10-1517-110-30-71-305-13-0000	Math Team Sponsor HS	HEA	100 Salaries	3,564.75	3,636.05
10-1518-110-30-71-305-13-0000	Buddies Club Sponsor HS	HEA	100 Salaries	1,080.55	1,102.16
10-1519-110-30-71-305-13-0000	NHS Coach HS	HEA	100 Salaries	1,317.26	1,343.61
10-1520-110-30-71-305-13-0000	Newspaper Sponsor HS	HEA	100 Salaries	2,268.80	2,314.18
10-1520-110-30-72-225-13-0000	Newspaper Sponsor Marlowe	HEA	100 Salaries	539.68	550.47
10-1520-110-30-74-215-13-0000	Newspaper Sponsor Heineman	HEA	100 Salaries	521.43	531.86
10-1521-110-30-71-305-13-0000	Pom Pons Sponsor HS	HEA 61	100 Salaries	6,805.21	6,941.31
10-1522-110-30-71-305-13-0000	Science Club Sponsor HS	HEA	100 Salaries	4,212.12	4,296.36
10-1522-110-30-72-225-13-0000	Science Club Sponsor Marlowe	HEA	100 Salaries	1,403.64	1,431.71



FY21 Proposed Budget - Expenditure Detail By Account

Presented: September 17, 2020

Account Number	Account Description	Exp Type	Object Type	FY20	FY21
10-1522-110-30-74-215-13-0000	Science Club Sponsor Heineman	HEA	100 Salaries	1,403.64	1,431.71
10-1523-110-30-71-305-13-0000	Ski Club Sponsor HS	HEA	100 Salaries	1,317.26	1,343.61
10-1525-110-30-71-305-15-0000	Soccer Boys Coach HS	HEA	100 Salaries	15,552.56	15,863.61
10-1525-110-30-71-305-16-0000	Soccer Girls Coach HS	HEA	100 Salaries	15,552.56	15,863.61
10-1526-110-30-71-305-16-0000	Softball Girls Coach HS	HEA	100 Salaries	21,604.47	22,036.56
10-1527-110-30-71-305-13-0000	Spanish Club Sponsor HS	HEA	100 Salaries	521.43	531.86
10-1527-110-30-72-225-13-0000	Spanish Club Sponsor Marlowe	HEA	100 Salaries	539.68	550.47
10-1527-110-30-74-215-13-0000	Spanish Club Sponsor Heineman	HEA	100 Salaries	539.68	550.47
10-1528-110-30-71-305-13-0000	Speech Club Sponsor HS	HEA	100 Salaries	14,782.34	15,077.99
10-1528-110-30-72-225-13-0000	MMS Performance Reading Sponsor	HEA	100 Salaries	-	-
10-1529-110-30-71-305-13-0000	Student Council Sponsor HS	HEA	100 Salaries	4,536.42	4,627.15
10-1529-110-30-72-225-13-0000	Student Council Spons Marlowe	HEA	100 Salaries	3,457.05	3,526.19
10-1529-110-30-74-215-13-0000	Student Council Spons Heineman	HEA	100 Salaries	3,457.05	3,526.19
10-1530-110-30-71-305-15-0000	Tennis Boys Coach HS	HEA	100 Salaries	7,344.90	7,491.80
10-1530-110-30-71-305-16-0000	Tennis Girls Coach HS	HEA	100 Salaries	7,344.90	7,491.80
10-1531-110-30-74-215-13-0000	Theater Club Sponsor Heineman	HEA	100 Salaries	3,053.65	3,114.72
10-1532-110-30-71-305-15-0000	Track Boys Coach HS	HEA	100 Salaries	19,443.96	19,832.84
10-1532-110-30-71-305-16-0000	Track Girls Coach HS	HEA	100 Salaries	19,443.96	19,832.84
10-1532-110-30-72-225-13-0000	Track Coach Marlowe	HEA	100 Salaries	18,796.58	19,172.51
10-1532-110-30-74-215-13-0000	Track Coach Heineman	HEA	100 Salaries	18,796.58	19,172.51
10-1533-110-30-71-305-13-0000	VICA Sponsor HS	HEA	100 Salaries	1,317.26	1,343.61
10-1534-110-30-71-305-15-0000	Volleyball Boys HHS	HEA	100 Salaries	-	-
10-1534-110-30-71-305-16-0000	Volleyball Girls Coach HS	HEA	100 Salaries	22,250.07	22,695.07
10-1534-110-30-72-225-16-0000	Volleyball Coach Marlowe	HEA	100 Salaries	11,018.52	11,238.89
10-1534-110-30-74-215-16-0000	Volleyball Coach Heineman	HEA	100 Salaries	11,018.52	11,238.89
10-1535-110-30-71-305-15-0000	Wrestling Coach HS	HEA	100 Salaries	23,546.03	24,016.95
10-1535-110-30-72-225-15-0000	Wrestling Coach Marlowe	HEA	100 Salaries	9,829.09	10,025.67
10-1535-110-30-74-215-15-0000	Wrestling Coach Heineman	HEA	100 Salaries	9,829.09	10,025.67
10-1536-110-30-72-225-13-0000	WYSE Marlowe	HEA 62	100 Salaries	539.68	550.47
10-1536-110-30-74-215-13-0000	WYSE Heineman	HEA	100 Salaries	539.68	550.47
10-1537-110-30-71-100-13-0000	Leggee Yearbook	HEA	100 Salaries	863.96	881.24



FY21 Proposed Budget - Expenditure Detail By Account

Presented: September 17, 2020

Account Number	Account Description	Exp Type	Object Type	FY20	FY21
10-1537-110-30-71-305-13-0000	Yearbook Sponsor HS	HEA	100 Salaries	2,268.80	2,314.18
10-1537-110-30-72-110-13-0000	Chesak Yearbook	HEA	100 Salaries	863.96	881.24
10-1537-110-30-72-120-13-0000	Martin Yearbook	HEA	100 Salaries	863.96	881.24
10-1537-110-30-72-225-13-0000	Yearbook Sponsor Marlowe	HEA	100 Salaries	1,403.64	1,431.71
10-1537-110-30-74-140-13-0000	Mackeben Yearbook	HEA	100 Salaries	863.96	881.24
10-1537-110-30-74-150-13-0000	Conley Yearbook	HEA	100 Salaries	863.96	881.24
10-1537-110-30-74-215-13-0000	Yearbook Sponsor Heineman	HEA	100 Salaries	1,403.64	1,431.71
10-1538-110-30-71-305-13-0000	TV Production Sponsor	HEA	100 Salaries	-	-
10-1538-110-30-74-150-13-0000	Boardcast Club Coord CON	HEA	100 Salaries	-	-
10-1539-110-30-71-305-13-0000	Weight Training HS	HEA	100 Salaries	15,654.41	15,967.50
10-1540-110-30-71-305-13-0000	Class Sponsors HS	HEA	100 Salaries	5,401.56	5,509.59
10-1540-110-30-72-225-14-0000	Team Leaders Marlowe	HEA	100 Salaries	45,291.09	46,196.91
10-1540-110-30-74-215-14-0000	Team Leaders Heineman	HEA	100 Salaries	33,481.63	34,151.26
10-1541-110-30-72-225-13-0000	Beta Club Sponsor Marlowe	HEA	100 Salaries	3,340.18	3,406.98
10-1541-110-30-74-215-13-0000	Beta Club Sponsor Heineman	HEA	100 Salaries	3,340.14	3,406.94
10-1542-110-30-71-305-14-0000	Head Play Director	HEA	100 Salaries	4,319.82	4,406.22
10-1542-110-30-72-220-14-0000	Play Director Marlowe	HEA	100 Salaries	3,348.16	3,415.12
10-1542-110-30-74-210-14-0000	Play Director Heineman	HEA	100 Salaries	3,348.16	3,415.12
10-1543-110-00-71-305-13-0000	Athletic Director HS	ADM	100 Salaries	113,549.85	117,524.09
10-1543-113-00-71-305-13-0000	Athletic Office HS Salary	ADM	100 Salaries	18,718.22	19,373.36
10-1543-140-00-71-305-13-0000	Vacation-Activities Office	ADM	100 Salaries	4,375.93	4,529.09
10-1544-110-00-72-225-13-0000	Homework Club Marlowe	HEA	100 Salaries	41,101.02	41,923.04
10-1544-110-00-74-215-13-0000	Homework Club Heineman	HEA	100 Salaries	15,629.63	15,942.22
10-1545-110-30-71-300-14-0000	Musical Director High School	HEA	100 Salaries	25,753.69	26,268.76
10-1545-110-30-72-220-14-0000	Musical Director Marlowe	HEA	100 Salaries	6,265.52	6,390.83
10-1545-110-30-74-210-14-0000	Musical Director Heineman	HEA	100 Salaries	6,265.52	6,390.83
10-1546-110-30-71-300-13-0000	Guitar Club	HEA	100 Salaries	-	-
10-1547-110-30-71-300-13-0000	Bowling-Girls	HEA	100 Salaries	2,916.18	2,974.50
10-1547-110-30-74-215-13-0000	Bowling-Girls	HEA 63	100 Salaries	1,317.26	1,343.61
10-1548-110-30-71-300-13-0000	Bowling-Boys	HEA	100 Salaries	2,916.18	2,974.50
10-1549-110-30-71-100-13-0000	Leggee Recycle	HEA	100 Salaries	539.68	550.47



FY21 Proposed Budget - Expenditure Detail By Account

Presented: September 17, 2020

Account Number	Account Description	Exp Type	Object Type	FY20	FY21
10-1549-110-30-71-300-13-0000	HHS Recycle	HEA	100 Salaries	531.73	542.36
10-1549-110-30-72-110-13-0000	Chesak Recycle	HEA	100 Salaries	539.68	550.47
10-1549-110-30-72-120-13-0000	Martin Recycle	HEA	100 Salaries	539.68	550.47
10-1549-110-30-74-140-13-0000	Mackeben Recycle	HEA	100 Salaries	539.68	550.47
10-1549-110-30-74-150-13-0000	Conley Recycle	HEA	100 Salaries	539.68	550.47
10-1550-110-30-71-305-13-0000	Fishing Club HS	HEA	100 Salaries	1,080.55	1,102.16
10-1551-110-00-71-300-15-0000	Swimming-Boys	HEA	100 Salaries	5,724.67	5,839.16
10-1551-110-00-71-300-16-0000	Swimming-Girls	HEA	100 Salaries	5,724.67	5,839.16
10-1552-110-00-79-300-14-0000	Baking Club	HEA	100 Salaries	1,080.55	1,102.16
10-1553-110-30-71-300-13-0000	FBLA	HEA	100 Salaries	1,916.49	1,954.82
10-1554-110-30-79-600-22-0000	Spelling Bee Coordinator	HEA	100 Salaries	1,063.44	1,084.71
10-1555-110-30-71-300-13-0000	Friends of Rachel Sponsor	HEA	100 Salaries	1,063.44	1,084.71
10-1556-110-30-71-305-15-0000	Lacrosse - Boys	HEA	100 Salaries	13,031.94	13,292.58
10-1556-110-30-71-305-16-0000	Lacrosse - Girls	HEA	100 Salaries	4,010.09	4,090.29
10-1557-110-00-79-600-14-0000	Rtl Facilitator	HEA	100 Salaries	16,475.25	316,804.76
10-1559-110-30-71-305-13-0000	HS Special Olympics	HEA	100 Salaries	-	-
10-1562-110-30-71-305-13-0000	Chess Club HHS	HEA	100 Salaries	-	-
10-1563-110-30-71-305-13-0000	Frisbee HHS	HEA	100 Salaries	-	-
10-1599-129-00-79-600-14-0000	Summer Camp Salaries	HEA	100 Salaries	173,905.69	179,992.39
10-1600-110-00-79-605-14-0000	Summer School Salary	HEA	100 Salaries	118,097.48	122,230.89
10-1600-111-00-79-605-14-0000	Summer School SpEd Salary	HEA	100 Salaries	142,502.21	147,489.79
10-1600-127-00-79-605-14-0000	Summer Challenge Salaries	HEA	100 Salaries	106,860.50	110,600.62
10-1650-110-00-79-605-14-0000	Gifted Salary	HEA	100 Salaries	71,360.90	73,858.53
10-1700-110-21-71-300-13-0000	Drivers Ed Teacher HS	HEA	100 Salaries	166,236.46	171,000.67
10-1800-110-00-79-600-14-0000	ESL Team Leader	HEA	100 Salaries	3,177.98	3,241.54
10-1800-110-00-79-605-14-0000	ESL/TBE Salary	HEA	100 Salaries	341,539.76	351,328.04
10-1800-110-82-79-605-14-0000	T Bilingual Instr Salaries	HEA	100 Salaries	65,165.32	67,032.91
10-1100-211-00-79-600-14-0000	TRS	TRS	200 Employee Benefits	1,843,620.00	2,376,724.52
10-1100-211-00-79-605-14-0000	TRS	TRS 64	200 Employee Benefits	185.20	213.64
10-1100-216-00-79-600-14-0000	TRS On-Behalf	TRS	200 Employee Benefits	-	-
10-1100-220-00-79-600-14-0000	Regular Programs Insurance	I	200 Employee Benefits	4,162,512.72	4,370,638.36



FY21 Proposed Budget - Expenditure Detail By Account

Presented: September 17, 2020

Account Number	Account Description	Exp Type	Object Type	FY20	FY21
10-1101-211-00-79-605-14-0000	Substitute TRS	TRS	200 Employee Benefits	12,547.90	14,474.74
10-1110-211-00-71-105-00-0000	Kinderg TRS Leggee	TRS	200 Employee Benefits	6,566.27	7,574.58
10-1110-211-00-71-105-01-0000	1st Grade Teacher Leggee	TRS	200 Employee Benefits	6,510.72	7,510.50
10-1110-211-00-71-105-02-0000	2nd Grade Teacher Leggee	TRS	200 Employee Benefits	6,393.00	7,374.70
10-1110-211-00-71-105-03-0000	3rd Grade Teacher Leggee	TRS	200 Employee Benefits	5,291.11	6,103.61
10-1110-211-00-71-105-04-0000	4th Grade Teacher Leggee	TRS	200 Employee Benefits	4,998.79	5,766.40
10-1110-211-00-71-105-05-0000	5th Grade Teacher Leggee	TRS	200 Employee Benefits	4,198.50	4,843.22
10-1110-211-00-72-115-00-0000	Kinderg Teacher Chesak	TRS	200 Employee Benefits	13,709.29	15,814.48
10-1110-211-00-72-115-01-0000	1st Grade Teacher Chesak	TRS	200 Employee Benefits	13,030.70	15,031.68
10-1110-211-00-72-115-02-0000	2nd Grade Teacher Chesak	TRS	200 Employee Benefits	11,665.59	13,456.95
10-1110-211-00-72-125-03-0000	3rd Grade Teacher Martin	TRS	200 Employee Benefits	10,717.16	12,362.88
10-1110-211-00-72-125-04-0000	4th Grade Teacher Martin	TRS	200 Employee Benefits	11,816.38	13,630.89
10-1110-211-00-72-125-05-0000	5th Grade Teacher Martin	TRS	200 Employee Benefits	10,459.22	12,065.33
10-1110-211-00-74-145-00-0000	Kinderg Teacher Mackeben	TRS	200 Employee Benefits	9,149.68	10,554.70
10-1110-211-00-74-145-01-0000	1st Grade Teacher Mackeben	TRS	200 Employee Benefits	9,371.90	10,811.04
10-1110-211-00-74-145-02-0000	2nd Grade Teacher Mackeben	TRS	200 Employee Benefits	7,899.65	9,112.71
10-1110-211-00-74-155-03-0000	3rd Grade Teacher Conley	TRS	200 Employee Benefits	6,988.25	8,061.36
10-1110-211-00-74-155-04-0000	4th Grade Teacher Conley	TRS	200 Employee Benefits	7,578.20	8,741.90
10-1110-211-00-74-155-05-0000	5th Grade Teacher Conley	TRS	200 Employee Benefits	6,956.50	8,024.73
10-1110-211-02-71-105-13-0000	Art Teacher Leggee	TRS	200 Employee Benefits	1,264.59	1,458.78
10-1110-211-02-72-115-13-0000	Art Teacher Chesak	TRS	200 Employee Benefits	1,609.82	1,857.02
10-1110-211-02-72-125-13-0000	Art Teacher Martin	TRS	200 Employee Benefits	1,842.64	2,125.59
10-1110-211-02-74-145-13-0000	Art Teacher Mackeben	TRS	200 Employee Benefits	928.59	1,071.18
10-1110-211-02-74-155-13-0000	Art Teacher Conley	TRS	200 Employee Benefits	989.43	1,141.37
10-1110-211-05-71-105-13-0000	Reading Specialist Leggee	TRS	200 Employee Benefits	2,350.58	2,711.53
10-1110-211-05-72-115-13-0000	Reading Specialist Chesak	TRS	200 Employee Benefits	3,940.56	4,545.67
10-1110-211-05-72-125-13-0000	Reading Specialist Martin	TRS	200 Employee Benefits	3,200.34	3,691.78
10-1110-211-05-74-145-13-0000	Reading Spec Mackeben	TRS	200 Employee Benefits	2,704.83	3,120.18
10-1110-211-05-74-155-13-0000	Reading Specialist Conley	TRS 65	200 Employee Benefits	2,567.23	2,961.45
10-1110-211-12-71-105-13-0000	Music Teacher Leggee	TRS	200 Employee Benefits	2,093.95	2,415.49
10-1110-211-12-72-115-13-0000	Music Teacher Chesak	TRS	200 Employee Benefits	2,538.41	2,928.21



FY21 Proposed Budget - Expenditure Detail By Account

Presented: September 17, 2020

Account Number	Account Description	Exp Type	Object Type	FY20	FY21
10-1110-211-12-72-125-13-0000	Music Teacher Martin	TRS	200 Employee Benefits	3,062.23	3,532.46
10-1110-211-12-74-145-13-0000	Music Teacher Mackeben	TRS	200 Employee Benefits	1,736.80	2,003.50
10-1110-211-12-74-155-13-0000	Music Teacher Conley	TRS	200 Employee Benefits	1,226.21	1,414.51
10-1110-211-50-71-105-13-0000	PE Teacher Leggee	TRS	200 Employee Benefits	3,383.66	3,903.25
10-1110-211-50-72-115-13-0000	PE Teacher Chesak	TRS	200 Employee Benefits	4,042.42	4,663.17
10-1110-211-50-72-125-13-0000	PE Teacher Martin	TRS	200 Employee Benefits	5,349.31	6,170.74
10-1110-211-50-74-145-13-0000	PE Teacher Mackeben	TRS	200 Employee Benefits	2,436.56	2,810.72
10-1110-211-50-74-155-13-0000	PE Teacher Conley	TRS	200 Employee Benefits	2,408.78	2,778.67
10-1110-211-61-72-120-03-0000	Keyboarding TRS/THIS Martin	TRS	200 Employee Benefits	1,124.36	1,297.02
10-1110-211-61-74-150-03-0000	Keyboarding 3rd Grade Conley	TRS	200 Employee Benefits	435.20	502.03
10-1120-211-00-72-215-13-0000	Foods Teacher Heineman	TRS	200 Employee Benefits	858.48	990.31
10-1120-211-00-72-225-13-0000	Foods Teacher Marlowe	TRS	200 Employee Benefits	641.55	740.07
10-1120-211-02-72-225-13-0000	Art Teacher Marlowe	TRS	200 Employee Benefits	1,505.32	1,736.48
10-1120-211-02-74-215-13-0000	Art Teacher Heineman	TRS	200 Employee Benefits	743.41	857.57
10-1120-211-05-72-225-06-0000	English Teacher 6th Marlowe	TRS	200 Employee Benefits	6,129.77	7,071.05
10-1120-211-05-72-225-07-0000	English Teacher 7th Marlowe	TRS	200 Employee Benefits	4,818.88	5,558.86
10-1120-211-05-72-225-08-0000	English Teacher 8th Marlowe	TRS	200 Employee Benefits	5,717.05	6,594.95
10-1120-211-05-74-215-06-0000	English Teacher 6th Heineman	TRS	200 Employee Benefits	4,711.73	5,435.26
10-1120-211-05-74-215-07-0000	English Teacher 7th Heineman	TRS	200 Employee Benefits	4,312.26	4,974.45
10-1120-211-05-74-215-08-0000	English Teacher 8th Heineman	TRS	200 Employee Benefits	2,792.39	3,221.19
10-1120-211-06-72-225-13-0000	Foreign Lang Teacher Marlowe	TRS	200 Employee Benefits	1,575.43	1,817.35
10-1120-211-06-74-215-13-0000	Foreign Lang Teacher Heineman	TRS	200 Employee Benefits	990.76	1,142.90
10-1120-211-11-72-225-06-0000	Math Teacher 6th Marlowe	TRS	200 Employee Benefits	3,030.50	3,495.86
10-1120-211-11-72-225-07-0000	Math Teacher 7th Marlowe	TRS	200 Employee Benefits	2,564.86	2,958.72
10-1120-211-11-72-225-08-0000	Math Teacher 8th Marlowe	TRS	200 Employee Benefits	3,534.47	4,077.22
10-1120-211-11-74-215-06-0000	Math Teacher 6th Heineman	TRS	200 Employee Benefits	1,928.62	2,224.78
10-1120-211-11-74-215-07-0000	Math Teacher 7th Heineman	TRS	200 Employee Benefits	1,869.09	2,156.11
10-1120-211-11-74-215-08-0000	Math Teacher 8th Heineman	TRS	200 Employee Benefits	2,112.48	2,436.87
10-1120-211-12-72-225-13-0000	Music Teacher Marlowe	TRS 66	200 Employee Benefits	3,817.55	4,403.77
10-1120-211-12-74-215-13-0000	Music Teacher Heineman	TRS	200 Employee Benefits	2,387.60	2,754.24
10-1120-211-13-72-225-06-0000	Science 6th Marlowe	TRS	200 Employee Benefits	3,345.30	3,859.00



FY21 Proposed Budget - Expenditure Detail By Account

Presented: September 17, 2020

Account Number	Account Description	Exp Type	Object Type	FY20	FY21
10-1120-211-13-72-225-07-0000	Science 7th Marlowe	TRS	200 Employee Benefits	3,131.02	3,611.82
10-1120-211-13-72-225-08-0000	Science 8th Marlowe	TRS	200 Employee Benefits	1,489.45	1,718.17
10-1120-211-13-74-215-06-0000	Science 6th Heineman	TRS	200 Employee Benefits	2,120.42	2,446.03
10-1120-211-13-74-215-07-0000	Science 7th Heineman	TRS	200 Employee Benefits	1,894.22	2,185.09
10-1120-211-13-74-215-08-0000	Science 8th Heineman	TRS	200 Employee Benefits	1,683.89	1,942.47
10-1120-211-15-72-225-06-0000	Soc Stud 6th Marlowe	TRS	200 Employee Benefits	3,306.94	3,814.75
10-1120-211-15-72-225-07-0000	Soc Stud 7th Marlowe	TRS	200 Employee Benefits	2,179.93	2,514.68
10-1120-211-15-72-225-08-0000	Soc Stud 8th Marlowe	TRS	200 Employee Benefits	2,488.15	2,870.23
10-1120-211-15-74-215-06-0000	Soc Studies 6th Heineman	TRS	200 Employee Benefits	1,750.03	2,018.76
10-1120-211-15-74-215-07-0000	Soc Studies 7th Heineman	TRS	200 Employee Benefits	1,564.85	1,805.15
10-1120-211-15-74-215-08-0000	Soc Studies 8th Heineman	TRS	200 Employee Benefits	1,621.73	1,870.76
10-1120-211-50-72-225-13-0000	PE Teacher Marlowe	TRS	200 Employee Benefits	6,051.72	6,981.02
10-1120-211-50-74-215-13-0000	PE Teacher Heineman	TRS	200 Employee Benefits	3,488.16	4,023.80
10-1120-211-61-72-225-13-0000	Computer Teacher Marlowe	TRS	200 Employee Benefits	2,058.24	2,374.30
10-1120-211-61-74-215-13-0000	Computer Teacher Heineman	TRS	200 Employee Benefits	1,755.33	2,024.88
10-1125-211-00-79-600-14-0000	Preschool Teacher	TRS	200 Employee Benefits	8,580.87	9,898.54
10-1125-220-00-79-600-14-0000	Pre-K Programs Insurance	I	200 Employee Benefits	180,485.00	189,509.25
10-1130-211-00-71-305-13-0000	Team Leaders HS	TRS	200 Employee Benefits	421.97	486.77
10-1130-211-02-71-305-13-0000	Art Teacher HS	TRS	200 Employee Benefits	4,268.60	4,924.08
10-1130-211-05-71-305-13-0000	English/LA Teacher HS	TRS	200 Employee Benefits	17,176.29	19,813.86
10-1130-211-05-71-305-23-0000	TRS	TRS	200 Employee Benefits	1,193.14	1,376.36
10-1130-211-06-71-305-13-0000	Foreign Lang Teacher HS	TRS	200 Employee Benefits	8,784.58	10,133.53
10-1130-211-11-71-305-13-0000	Math Teacher HS	TRS	200 Employee Benefits	16,352.19	18,863.22
10-1130-211-12-71-305-13-0000	Music Teacher HS	TRS	200 Employee Benefits	1,977.55	2,281.22
10-1130-211-13-71-305-13-0000	Science Teacher HS	TRS	200 Employee Benefits	12,173.55	14,042.91
10-1130-211-15-71-305-13-0000	Soc Studies Teacher HS	TRS	200 Employee Benefits	12,135.18	13,998.65
10-1130-211-50-71-305-13-0000	PE Teacher HS	TRS	200 Employee Benefits	10,651.02	12,286.58
10-1130-211-61-71-305-13-0000	Computer Teacher HS	TRS	200 Employee Benefits	1,996.07	2,302.58
10-1200-211-00-71-105-13-0000	Sp Ed Teacher Leggee	TRS 67	200 Employee Benefits	8,307.06	9,582.68
10-1200-211-00-71-305-13-0000	Sp Ed Teacher HS	TRS	200 Employee Benefits	11,375.91	13,122.78
10-1200-211-00-72-115-13-0000	Sp Ed Teacher Chesak	TRS	200 Employee Benefits	5,530.55	6,379.82



FY21 Proposed Budget - Expenditure Detail By Account

Presented: September 17, 2020

Account Number	Account Description	Exp Type	Object Type	FY20	FY21
10-1200-211-00-72-125-13-0000	Sp Ed Teacher Martin	TRS	200 Employee Benefits	8,922.15	10,292.23
10-1200-211-00-72-225-13-0000	Sp Ed Teacher Marlowe	TRS	200 Employee Benefits	10,744.94	12,394.92
10-1200-211-00-74-145-13-0000	Sp Ed Teacher Mackeben	TRS	200 Employee Benefits	2,543.70	2,934.31
10-1200-211-00-74-155-13-0000	Sp Ed Teacher Conley	TRS	200 Employee Benefits	6,053.04	6,982.54
10-1200-211-00-74-215-13-0000	Sp Ed Teacher Heineman	TRS	200 Employee Benefits	9,356.03	10,792.73
10-1200-211-00-79-505-14-0000	Director Special Ed	TRS	200 Employee Benefits	14,296.59	16,491.96
10-1200-211-00-79-600-14-0000	Sp Ed Extra Duty	TRS	200 Employee Benefits	1,459.03	1,683.08
10-1200-211-00-79-605-14-0000	Director Sp Ed TRS	TRS	200 Employee Benefits	1,132.30	1,306.17
10-1200-220-00-79-600-14-0000	Special Education Programs Ins	I	200 Employee Benefits	1,231,962.68	1,293,560.81
10-1400-211-03-71-305-13-0000	Business Teacher HS	TRS	200 Employee Benefits	2,186.55	2,522.31
10-1400-211-09-71-305-13-0000	Home Ec Teacher HS	TRS	200 Employee Benefits	1,607.17	1,853.97
10-1400-211-10-71-305-13-0000	Industrial Arts Teacher HS	TRS	200 Employee Benefits	1,586.01	1,829.56
10-1400-220-00-79-600-14-0000	CTE Programs Insurance	I	200 Employee Benefits	70,114.45	73,620.17
10-1500-211-00-00-000-00-0000	DO NOT USE-FOR BUDGET	TRS	200 Employee Benefits	960.35	1,107.82
10-1500-220-00-79-600-14-0000	Interscholastic Prog Insurance	I	200 Employee Benefits	20,357.54	21,375.42
10-1501-211-30-71-305-13-0000	Academic Team Sponsor HS	TRS	200 Employee Benefits	30.41	35.08
10-1501-211-30-72-225-13-0000	Academic Team Sponsor Marlowe	TRS	200 Employee Benefits	56.88	65.61
10-1501-211-30-74-215-13-0000	Academic Team Sponsor Heineman	TRS	200 Employee Benefits	50.27	57.99
10-1502-211-30-74-215-13-0000	TRS	TRS	200 Employee Benefits	13.23	15.26
10-1503-211-30-71-305-13-0000	Band Sponsor HS	TRS	200 Employee Benefits	48.94	56.46
10-1503-211-30-72-225-13-0000	Band Sponsor Marlowe	TRS	200 Employee Benefits	66.13	76.28
10-1503-211-30-74-215-13-0000	Band Sponsor Heineman	TRS	200 Employee Benefits	37.04	42.73
10-1504-211-30-71-305-15-0000	Baseball Coach HS	TRS	200 Employee Benefits	76.72	88.50
10-1505-211-30-71-305-15-0000	Basketball Boys Coach HS	TRS	200 Employee Benefits	338.63	390.63
10-1505-211-30-71-305-16-0000	Basketball Girls Coach HS	TRS	200 Employee Benefits	335.99	387.58
10-1505-211-30-72-225-15-0000	Basketball Boys Coach Marlowe	TRS	200 Employee Benefits	140.21	161.74
10-1505-211-30-72-225-16-0000	Basketball Girls Coach Marlowe	TRS	200 Employee Benefits	183.87	212.10
10-1505-211-30-74-215-15-0000	Basketball Boys Coach Heineman	TRS	200 Employee Benefits	187.82	216.66
10-1505-211-30-74-215-16-0000	Basketball Gls Coach Heineman	TRS	68 200 Employee Benefits	183.87	212.10
10-1506-211-30-71-305-13-0000	Cheerleading Sponsor HS	TRS	200 Employee Benefits	130.96	151.07
10-1506-211-30-72-225-13-0000	Cheer Sponsor Marlowe	TRS	200 Employee Benefits	39.68	45.77



FY21 Proposed Budget - Expenditure Detail By Account

Presented: September 17, 2020

Account Number	Account Description	Exp Type	Object Type	FY20	FY21
10-1506-211-30-74-215-13-0000	Cheer Sponsor Heineman	TRS	200 Employee Benefits	39.68	45.77
10-1507-211-30-71-305-13-0000	Chorus Sponsor HS	TRS	200 Employee Benefits	37.04	42.73
10-1507-211-30-72-225-13-0000	Chorus Sponsor Marlowe	TRS	200 Employee Benefits	19.85	22.90
10-1507-211-30-74-215-13-0000	Chorus Sponsor Heineman	TRS	200 Employee Benefits	70.10	80.86
10-1508-211-30-71-305-13-0000	Color Guard Coach HS	TRS	200 Employee Benefits	15.89	18.33
10-1510-211-30-71-300-13-0000	Community Service Club	TRS	200 Employee Benefits	15.89	18.33
10-1511-211-30-71-305-15-0000	TRS/THIS	TRS	200 Employee Benefits	47.62	54.93
10-1511-211-30-71-305-16-0000	Cross Ctry Girls Coach HS	TRS	200 Employee Benefits	47.62	54.93
10-1511-211-30-72-225-13-0000	TRS/THIS	TRS	200 Employee Benefits	55.56	64.09
10-1511-211-30-74-215-13-0000	Cross Ctry Coach Heineman	TRS	200 Employee Benefits	58.20	67.14
10-1512-211-30-71-300-13-0000	Dance Club	TRS	200 Employee Benefits	13.23	15.26
10-1513-211-30-71-305-13-0000	FFA Sponsor THR	TRS	200 Employee Benefits	25.12	28.98
10-1514-211-30-71-305-15-0000	Football Coach HS	TRS	200 Employee Benefits	732.81	845.34
10-1515-211-30-71-305-15-0000	Golf Boys Coach HS	TRS	200 Employee Benefits	142.86	164.80
10-1516-211-30-71-105-13-0000	Literary Club Leggee	TRS	200 Employee Benefits	15.89	18.33
10-1516-211-30-72-115-13-0000	Literary Club Chesak	TRS	200 Employee Benefits	35.72	41.21
10-1516-211-30-72-125-13-0000	Literary Club Martin	TRS	200 Employee Benefits	34.39	39.67
10-1516-211-30-72-225-13-0000	Literary Club Sponsor Marlowe	TRS	200 Employee Benefits	17.19	19.83
10-1516-211-30-74-145-14-0000	Literary Club Mackeben	TRS	200 Employee Benefits	18.52	21.36
10-1516-211-30-74-155-13-0000	Literary Club Conley	TRS	200 Employee Benefits	15.89	18.33
10-1516-211-30-74-215-13-0000	Literary Club Sponsor Heineman	TRS	200 Employee Benefits	15.89	18.33
10-1517-211-30-71-305-13-0000	Math Team Sponsor HS	TRS	200 Employee Benefits	25.12	28.98
10-1518-211-30-71-305-13-0000	TRS	TRS	200 Employee Benefits	13.23	15.26
10-1519-211-30-71-305-13-0000	TRS/THIS	TRS	200 Employee Benefits	13.23	15.26
10-1520-211-30-71-305-13-0000	Newspaper Sponsor HS	TRS	200 Employee Benefits	14.56	16.80
10-1521-211-30-71-305-13-0000	Pom Pons Sponsor HS	TRS	200 Employee Benefits	79.36	91.55
10-1522-211-30-72-225-13-0000	Science Club Sponsor Marlowe	TRS	200 Employee Benefits	17.19	19.83
10-1522-211-30-74-215-13-0000	Science Club Sponsor Heineman	TRS	200 Employee Benefits	18.52	21.36
10-1525-211-30-71-305-15-0000	Soccer Boys Coach HS	TRS	69 200 Employee Benefits	125.67	144.97
10-1525-211-30-71-305-16-0000	Soccer Girls Coach HS	TRS	200 Employee Benefits	128.31	148.01
10-1526-211-30-71-305-16-0000	Softball Girls Coach HS	TRS	200 Employee Benefits	178.59	206.01



FY21 Proposed Budget - Expenditure Detail By Account

Presented: September 17, 2020

Account Number	Account Description	Exp Type	Object Type	FY20	FY21
10-1527-211-30-72-225-13-0000	Spanish Club Sponsor Marlowe	TRS	200 Employee Benefits	5.29	6.10
10-1527-211-30-74-215-13-0000	Spanish Club Sponsor Heineman	TRS	200 Employee Benefits	5.29	6.10
10-1528-211-30-71-305-13-0000	Speech Club Sponsor HS	TRS	200 Employee Benefits	97.89	112.92
10-1529-211-30-71-305-13-0000	Student Council Sponsor HS	TRS	200 Employee Benefits	19.85	22.90
10-1529-211-30-72-225-13-0000	Student Council Spons Marlowe	TRS	200 Employee Benefits	33.07	38.15
10-1529-211-30-74-215-13-0000	Student Council Spons Heineman	TRS	200 Employee Benefits	37.04	42.73
10-1530-211-30-71-305-15-0000	Tennis Boys Coach HS	TRS	200 Employee Benefits	88.62	102.23
10-1530-211-30-71-305-16-0000	Tennis Girls Coach HS	TRS	200 Employee Benefits	88.62	102.23
10-1531-211-30-74-215-13-0000	Theater Club Sponsor Heineman	TRS	200 Employee Benefits	38.36	44.25
10-1532-211-30-71-305-15-0000	Track Boys Coach HS	TRS	200 Employee Benefits	239.42	276.19
10-1532-211-30-71-305-16-0000	Track Girls Coach HS	TRS	200 Employee Benefits	178.59	206.01
10-1532-211-30-72-225-13-0000	Track Coach Marlowe	TRS	200 Employee Benefits	83.34	96.14
10-1532-211-30-74-215-13-0000	Track Coach Heineman	TRS	200 Employee Benefits	113.76	131.23
10-1533-211-30-71-305-13-0000	VICA Sponsor HS	TRS	200 Employee Benefits	15.89	18.33
10-1534-211-30-71-305-16-0000	Volleyball Girls Coach HS	TRS	200 Employee Benefits	269.84	311.28
10-1534-211-30-72-225-16-0000	TRS/THIS	TRS	200 Employee Benefits	142.86	164.80
10-1534-211-30-74-215-13-0000	TRS/THIS	TRS	200 Employee Benefits	105.82	122.07
10-1534-211-30-74-215-16-0000	Volleyball Coach Heineman	TRS	200 Employee Benefits	42.33	48.83
10-1535-211-30-71-305-15-0000	Wrestling Coach HS	TRS	200 Employee Benefits	153.43	176.99
10-1535-211-30-72-225-15-0000	Wrestling Coach Marlowe	TRS	200 Employee Benefits	130.96	151.07
10-1535-211-30-74-215-15-0000	TRS/THIS	TRS	200 Employee Benefits	126.98	146.48
10-1536-211-30-72-225-13-0000	WYSE Marlowe	TRS	200 Employee Benefits	5.29	6.10
10-1536-211-30-74-215-13-0000	WYSE Heineman	TRS	200 Employee Benefits	5.29	6.10
10-1537-211-30-71-305-13-0000	Yearbook Sponsor HS	TRS	200 Employee Benefits	43.65	50.35
10-1537-211-30-72-225-13-0000	TRS/THIS	TRS	200 Employee Benefits	13.23	15.26
10-1537-211-30-74-215-13-0000	Yearbook Sponsor Heineman	TRS	200 Employee Benefits	13.23	15.26
10-1540-211-30-71-305-13-0000	Class Sponsors HS	TRS	200 Employee Benefits	62.16	71.71
10-1540-211-30-72-225-14-0000	Team Leaders Marlowe	TRS	200 Employee Benefits	572.76	660.71
10-1540-211-30-74-215-14-0000	Team Leaders Heineman	TRS	70 200 Employee Benefits	424.61	489.81
10-1541-211-30-72-225-13-0000	Beta Club Sponsor Marlowe	TRS	200 Employee Benefits	10.58	12.20
10-1541-211-30-74-215-13-0000	Beta Club Sponsor Heineman	TRS	200 Employee Benefits	37.04	42.73



FY21 Proposed Budget - Expenditure Detail By Account

Presented: September 17, 2020

Account Number	Account Description	Exp Type	Object Type	FY20	FY21
10-1542-211-30-71-305-14-0000	Head Play Director	TRS	200 Employee Benefits	39.68	45.77
10-1542-211-30-72-220-14-0000	Play Director Marlowe	TRS	200 Employee Benefits	48.94	56.46
10-1542-211-30-74-210-14-0000	TRS	TRS	200 Employee Benefits	33.07	38.15
10-1543-211-00-71-305-13-0000	Activities Dir Retire HS	TRS	200 Employee Benefits	16,291.35	18,793.03
10-1544-211-00-72-225-13-0000	Homework Club Marlowe THR	TRS	200 Employee Benefits	297.62	343.32
10-1544-211-00-74-215-13-0000	Homework Club Heineman	TRS	200 Employee Benefits	198.42	228.89
10-1545-211-30-71-300-14-0000	Musical Director HS	TRS	200 Employee Benefits	202.38	233.46
10-1545-211-30-72-220-14-0000	TRS	TRS	200 Employee Benefits	74.08	85.46
10-1545-211-30-74-210-14-0000	TRS	TRS	200 Employee Benefits	43.65	50.35
10-1547-211-30-71-300-13-0000	Bowling-Girls	TRS	200 Employee Benefits	38.36	44.25
10-1547-211-30-74-215-13-0000	Bowling-Girls	TRS	200 Employee Benefits	13.23	15.26
10-1557-211-00-79-600-14-0000	Rtl Facilitator TRS	TRS	200 Employee Benefits	-	-
10-1598-211-00-79-600-14-0000	Atwood Salaries	TRS	200 Employee Benefits	287.05	331.13
10-1599-211-00-79-600-14-0000	Summer Camp Salaries	TRS	200 Employee Benefits	759.27	875.86
10-1600-211-00-79-605-14-0000	Summer School TRS	TRS	200 Employee Benefits	3,366.47	3,883.42
10-1650-211-00-79-605-14-0000	Gifted TRS	TRS	200 Employee Benefits	1,854.53	2,139.31
10-1650-220-00-79-600-14-0000	Gifted Programs Insurance	I	200 Employee Benefits	35,952.53	37,750.16
10-1700-211-21-71-300-13-0000	Drivers Ed Teacher HS	TRS	200 Employee Benefits	1,440.51	1,661.71
10-1700-220-00-79-600-14-0000	Drivers Education Prog Ins	I	200 Employee Benefits	9,778.79	10,267.73
10-1800-211-00-79-600-14-0000	TRS	TRS	200 Employee Benefits	42.33	48.83
10-1800-211-00-79-605-14-0000	ESL/TBE Salary	TRS	200 Employee Benefits	8,434.05	9,729.17
10-1800-220-00-79-600-14-0000	Bilingual Programs Insurance	I	200 Employee Benefits	95,517.35	100,293.22
10-1100-310-89-79-605-14-0000	Title I Instruc Pur Svc	A	300 Purchased Services	63,018.00	58,968.00
10-1100-382-00-79-600-14-0000	Regular Education W/C Ins	WC	300 Purchased Services	68,694.30	72,129.01
10-1101-310-00-79-605-14-0000	Substitute Teacher-Contracted	A	300 Purchased Services	20,000.00	20,000.00
10-1110-323-00-71-100-13-0000	Repairs & Maintenance Leggee	A	300 Purchased Services	3,270.00	3,000.00
10-1110-323-00-72-110-13-0000	Repairs & Maintenance Chesak	A	300 Purchased Services	2,892.70	2,892.70
10-1110-323-00-72-120-13-0000	Repairs Martin	A	300 Purchased Services	3,954.31	3,954.31
10-1110-323-00-74-140-13-0000	Repairs & Maintenance Mackeben	A	71 300 Purchased Services	1,801.12	1,801.12
10-1110-323-00-74-150-13-0000	Repairs Conley	A	300 Purchased Services	1,200.00	1,500.00
10-1110-332-00-71-100-13-0000	Teacher Travel Leggee	A	300 Purchased Services	2,500.00	500.00



FY21 Proposed Budget - Expenditure Detail By Account

Presented: September 17, 2020

Account Number	Account Description	Exp Type	Object Type	FY20	FY21
10-1110-332-00-72-110-13-0000	Teacher Travel Chesak	A	300 Purchased Services	4,986.24	4,986.24
10-1110-332-00-72-120-13-0000	Teacher Travel Martin	A	300 Purchased Services	3,984.35	3,984.35
10-1110-332-00-74-140-13-0000	Teacher Travel Mackeben	A	300 Purchased Services	1,728.96	1,728.96
10-1110-332-00-74-150-13-0000	Teacher Travel Conley	A	300 Purchased Services	500.00	100.00
10-1120-323-00-72-220-13-0000	Repairs Marlowe	A	300 Purchased Services	3,484.86	3,484.86
10-1120-323-00-74-210-13-0000	Repairs & Maintenance HMS	A	300 Purchased Services	7,000.00	7,000.00
10-1120-323-02-72-220-13-0000	Instrument Repair Marlowe	A	300 Purchased Services	15,000.00	15,000.00
10-1120-332-00-72-220-13-0000	Teacher Travel Marlowe	A	300 Purchased Services	5,277.00	2,500.00
10-1120-332-00-74-210-13-0000	Teacher Travel Heineman	A	300 Purchased Services	4,600.00	4,600.00
10-1120-360-00-72-220-13-0000	Printing Marlowe	A	300 Purchased Services	2,614.71	2,614.71
10-1120-360-00-74-210-13-0000	Printing Heineman	A	300 Purchased Services	2,500.00	2,500.00
10-1120-390-00-72-220-13-0000	Marlowe Purchased Service	A	300 Purchased Services	2,006.00	2,006.00
10-1120-390-00-74-210-13-0000	Heineman Purchased Service	A	300 Purchased Services	800.00	800.00
10-1120-390-02-74-210-13-0000	Heineman Fine Arts Pur Svc	A	300 Purchased Services	2,000.00	2,000.00
10-1120-399-00-72-220-13-0000	Student Field Trips	A	300 Purchased Services	5,000.00	5,000.00
10-1120-399-00-74-210-13-0000	Student Field Trips	A	300 Purchased Services	1,700.00	1,700.00
10-1125-331-97-79-600-14-0000	All Children Field Trip Cost	A	300 Purchased Services	4,100.00	2,552.00
10-1125-332-00-79-600-14-0000	Travel Preschool	A	300 Purchased Services	997.25	997.25
10-1125-382-00-79-600-14-0000	Pre-K Programs W/C Ins	WC	300 Purchased Services	5,211.40	5,471.97
10-1125-390-00-79-600-14-0000	Preschool Purchased Services	A	300 Purchased Services	500.00	500.00
10-1125-390-90-79-600-14-0000	Purchased Serv Parent-Tot	A	300 Purchased Services	4,810.03	4,810.03
10-1125-390-97-79-600-14-0000	All Children Purchased Service	A	300 Purchased Services	-	-
10-1130-314-06-71-305-13-0000	Confucious Contract / Alternative Sch	A	300 Purchased Services	320,000.00	320,000.00
10-1130-323-00-71-300-13-0000	Repairs HS	A	300 Purchased Services	14,460.10	19,460.00
10-1130-332-00-71-300-13-0000	Teacher Travel HS	A	300 Purchased Services	18,000.00	10,000.00
10-1130-335-00-71-300-13-0000	Curriculum Based Competition	A	300 Purchased Services	1,000.00	1,000.00
10-1130-390-00-71-300-13-0000	Uniform Cleaning HS	A	300 Purchased Services	24,000.00	25,000.00
10-1130-390-67-71-300-13-0000	PLTW Pur Svc	A	300 Purchased Services	5,000.00	65,350.00
10-1200-310-00-79-600-14-0000	Prof & Tech Sp Ed	A	72 300 Purchased Services	-	-
10-1200-310-66-71-300-13-0000	STEP Purchased Services	A	300 Purchased Services	87,440.00	87,440.00
10-1200-310-92-79-600-14-0000	IDEA Instruction Pur Svc	A	300 Purchased Services	129,695.00	130,000.00



FY21 Proposed Budget - Expenditure Detail By Account

Presented: September 17, 2020

Account Number	Account Description	Exp Type	Object Type	FY20	FY21
10-1200-332-00-79-600-14-0000	Travel Sp Ed	A	300 Purchased Services	7,479.36	5,609.52
10-1200-382-00-79-600-14-0000	Special Education W/C Ins	WC	300 Purchased Services	33,628.85	35,310.29
10-1225-390-95-79-600-14-0000	ECE Purchased Services	A	300 Purchased Services	560.00	1,914.00
10-1400-310-00-74-305-13-0000	Voc Ed Tuition	A	300 Purchased Services	56,000.00	56,000.00
10-1400-323-00-71-300-13-0000	Voc Ed Repairs HS	A	300 Purchased Services	1,200.00	1,200.00
10-1400-382-00-79-600-14-0000	Career & Tech Ed W/C Ins	WC	300 Purchased Services	1,986.57	2,085.90
10-1400-390-64-71-305-13-0000	Perkins Grant Purch Svc	A	300 Purchased Services	30,000.00	-
10-1500-310-00-71-300-13-0000	Supervision HS	A	300 Purchased Services	5,200.00	5,200.00
10-1500-319-00-71-300-13-0000	Sports Officials HS	A	300 Purchased Services	37,243.07	37,243.07
10-1500-319-00-72-220-13-0000	Sports Officials Marlowe	A	300 Purchased Services	4,980.44	4,980.44
10-1500-319-00-74-210-13-0000	Sports Officials Heineman	A	300 Purchased Services	6,000.00	6,000.00
10-1500-320-00-71-300-13-0000	HHS Athletics Grounds Svcs	A	300 Purchased Services	7,000.00	7,000.00
10-1500-323-00-71-300-13-0000	Reconditioning	A	300 Purchased Services	15,394.44	15,394.44
10-1500-332-00-71-300-13-0000	Athletic Trips HS	A	300 Purchased Services	12,000.00	12,000.00
10-1500-332-00-72-220-13-0000	Athletic Travel Marlowe	A	300 Purchased Services	5,976.53	5,976.53
10-1500-332-00-74-210-13-0000	Athletic Travel Heineman	A	300 Purchased Services	4,130.00	4,130.00
10-1500-335-00-71-300-13-0000	Conference Travel HS	A	300 Purchased Services	35,000.00	35,000.00
10-1500-335-00-72-220-13-0000	Conference Travel Marlowe	A	300 Purchased Services	1,206.08	1,206.08
10-1500-335-00-74-210-13-0000	Conference Travel Heineman	A	300 Purchased Services	1,000.00	1,000.00
10-1500-382-00-79-600-14-0000	Interscholastic Prog W/C Ins	WC	300 Purchased Services	4,685.47	4,919.74
10-1500-390-00-71-300-13-0000	Student Drug Testing	A	300 Purchased Services	19,944.96	19,944.96
10-1531-319-00-71-300-13-0000	Theater Royalties	A	300 Purchased Services	4,500.00	4,500.00
10-1543-310-00-71-305-13-0000	Activities Judges/Officials	A	300 Purchased Services	4,200.00	4,200.00
10-1543-332-00-71-305-13-0000	Activities Travel	A	300 Purchased Services	10,000.00	10,000.00
10-1650-382-00-79-600-14-0000	Gifted Programs W/C Ins	WC	300 Purchased Services	1,471.52	1,545.10
10-1700-323-21-71-300-13-0000	Driver Ed Repair & Maintenance	A	300 Purchased Services	4,000.00	6,000.00
10-1700-382-00-79-600-14-0000	Drivers Education Prog W/C	WC	300 Purchased Services	606.40	636.72
10-1800-332-00-79-600-14-0000	Title III/Travel TPI	A	300 Purchased Services	842.99	842.99
10-1800-382-00-79-600-14-0000	Bilingual Programs W/C Ins	WC 73	300 Purchased Services	2,427.21	2,548.57
10-1800-390-82-79-605-14-0000	TBE/TPI Instr Pur Svc	A	300 Purchased Services	10,612.00	10,612.00
10-1100-410-00-74-500-14-0000	Supplies Curr & Inst	R	400 Supplies & Materials	-	184,010.00



FY21 Proposed Budget - Expenditure Detail By Account

Presented: September 17, 2020

Account Number	Account Description	Exp Type	Object Type	FY20	FY21
10-1100-410-56-79-605-14-0000	Rtl Materials	R	400 Supplies & Materials	50,000.00	25,000.00
10-1100-410-81-74-500-14-0000	ADA Block Curriculum materials	A	400 Supplies & Materials	503.29	503.29
10-1100-421-00-74-500-14-0000	Materials K-12	R	400 Supplies & Materials	170,000.21	154,392.00
10-1100-423-00-74-500-14-0000	New Adoption	R	400 Supplies & Materials	767,858.00	700,000.00
10-1100-490-54-79-600-14-0000	Confucius Supplies	A	400 Supplies & Materials	-	-
10-1110-410-00-71-100-13-0000	Inst Supplies Leggee	A	400 Supplies & Materials	46,000.00	47,270.00
10-1110-410-00-72-110-13-0000	Inst Supplies Chesak	A	400 Supplies & Materials	36,737.00	28,446.00
10-1110-410-00-72-120-13-0000	Inst Supplies Martin	A	400 Supplies & Materials	47,011.00	36,910.00
10-1110-410-00-74-140-13-0000	Inst Supplies Mackeben	A	400 Supplies & Materials	31,601.00	25,739.00
10-1110-410-00-74-150-13-0000	Inst Supplies Conley	A	400 Supplies & Materials	35,826.00	29,753.00
10-1110-410-02-71-100-13-0000	Art Supplies Leggee	A	400 Supplies & Materials	5,000.00	4,500.00
10-1110-410-02-72-110-13-0000	Art Supplies Chesak	A	400 Supplies & Materials	2,991.74	2,991.74
10-1110-410-02-72-120-13-0000	Art Supplies Martin	A	400 Supplies & Materials	4,482.40	4,482.40
10-1110-410-02-74-140-13-0000	Mackeben Art Supplies	A	400 Supplies & Materials	911.41	911.41
10-1110-410-02-74-150-13-0000	Art Supplies Conley	A	400 Supplies & Materials	1,200.00	1,200.00
10-1110-410-12-72-100-13-0000	Music Supplies Leggee	A	400 Supplies & Materials	1,000.00	900.00
10-1110-410-12-72-120-13-0000	Music Supplies Martin	A	400 Supplies & Materials	1,896.00	1,896.00
10-1110-410-12-74-110-13-0000	Music Supplies	A	400 Supplies & Materials	598.35	598.35
10-1110-410-12-74-140-13-0000	Mackeben Music Supplies	A	400 Supplies & Materials	505.36	505.36
10-1110-410-12-74-150-13-0000	Conley Music Supplies	A	400 Supplies & Materials	1,200.00	1,200.00
10-1110-410-50-72-110-13-0000	PE Supplies Chesak	A	400 Supplies & Materials	598.35	598.35
10-1110-410-50-72-120-13-0000	PE Supplies Martin	A	400 Supplies & Materials	996.09	996.09
10-1110-410-50-74-100-14-0000	PE Supplies Leggee	A	400 Supplies & Materials	1,000.00	900.00
10-1110-410-50-74-140-14-0000	Mackeben PE Supplies	A	400 Supplies & Materials	601.15	601.15
10-1110-410-50-74-150-13-0000	Conley PE Supplies	A	400 Supplies & Materials	1,200.00	1,200.00
10-1120-410-00-72-220-13-0000	Inst Supplies Marlowe	A	400 Supplies & Materials	53,388.00	42,736.00
10-1120-410-00-74-210-13-0000	Inst Supplies Heineman	A	400 Supplies & Materials	42,675.00	24,973.00
10-1120-410-02-72-220-13-0000	Art Supplies Marlowe	A	400 Supplies & Materials	6,537.00	6,000.00
10-1120-410-02-74-210-13-0000	Art Supplies Heineman	A	74 400 Supplies & Materials	3,279.45	3,279.45
10-1120-410-06-72-220-13-0000	Foreign Lang Supplies Marlowe	A	400 Supplies & Materials	400.00	400.00
10-1120-410-06-74-210-13-0000	Foreign Lang Supplies Heineman	A	400 Supplies & Materials	600.00	600.00



FY21 Proposed Budget - Expenditure Detail By Account

Presented: September 17, 2020

Account Number	Account Description	Exp Type	Object Type	FY20	FY21
10-1120-410-08-72-220-13-0000	Health Supplies Marlowe	A	400 Supplies & Materials	471.46	471.46
10-1120-410-08-74-210-13-0000	Health Supplies Heineman	A	400 Supplies & Materials	700.00	700.00
10-1120-410-09-72-220-13-0000	Home Ec Marlowe	A	400 Supplies & Materials	5,803.00	5,500.00
10-1120-410-09-74-210-13-0000	Home Ec Heineman	A	400 Supplies & Materials	4,965.74	4,965.74
10-1120-410-12-72-220-13-0000	Chorus/Band Supplies Marlowe	A	400 Supplies & Materials	3,468.54	3,000.00
10-1120-410-12-74-210-13-0000	Chorus/Band Supplies Heineman	A	400 Supplies & Materials	19,099.31	19,099.31
10-1120-410-13-72-220-06-0000	Marlowe Science Supplies 6	A	400 Supplies & Materials	3,329.37	3,329.37
10-1120-410-13-72-220-07-0000	Marlowe Science Supplies 7	A	400 Supplies & Materials	3,329.37	3,329.37
10-1120-410-13-72-220-08-0000	Marlowe Science Supplies 8	A	400 Supplies & Materials	3,329.37	3,329.37
10-1120-410-13-74-210-06-0000	Heineman Science Supplies 6	A	400 Supplies & Materials	2,086.30	2,086.30
10-1120-410-13-74-210-07-0000	Heineman Science Supplies 7	A	400 Supplies & Materials	2,086.30	2,086.30
10-1120-410-13-74-210-08-0000	Heineman Science Supplies 8	A	400 Supplies & Materials	2,086.30	2,086.30
10-1120-410-22-72-220-13-0000	Tech Lab Supplies Marlowe	A	400 Supplies & Materials	2,044.00	2,044.00
10-1120-410-22-74-210-13-0000	Tech Lab Supplies Heineman	A	400 Supplies & Materials	800.00	800.00
10-1120-410-50-72-220-13-0000	PE Supplies Marlowe	A	400 Supplies & Materials	2,191.39	2,191.39
10-1120-410-50-74-210-13-0000	PE Supplies Heineman	A	400 Supplies & Materials	1,093.15	1,093.15
10-1120-410-80-72-220-13-0000	PBIS	A	400 Supplies & Materials	2,980.00	2,980.00
10-1120-412-50-72-220-13-0000	PE Uniforms Marlowe	A	400 Supplies & Materials	13,822.00	13,822.00
10-1120-412-50-74-210-13-0000	PE Uniforms Heineman	A	400 Supplies & Materials	6,000.00	6,000.00
10-1120-490-00-72-220-13-0000	Instruc Coach/1:1 Supplies MMS	A	400 Supplies & Materials	4,500.00	4,500.00
10-1120-490-02-72-220-13-0000	Marlowe Fine Arts Supplies	A	400 Supplies & Materials	30,000.00	20,000.00
10-1120-490-02-74-210-13-0000	Heineman Fine Arts Supplies	A	400 Supplies & Materials	11,000.00	11,000.00
10-1125-410-00-79-600-14-0000	Copier Paper & Toner Preschool	A	400 Supplies & Materials	5,000.00	5,000.00
10-1125-410-90-79-600-14-0000	Supplies Parent-Tot	A	400 Supplies & Materials	5,232.00	5,232.00
10-1125-410-97-79-600-14-0000	All Children Supplies	A	400 Supplies & Materials	16,984.00	20,800.00
10-1125-415-90-79-600-14-0000	Food Supplies Parent-Tot	A	400 Supplies & Materials	400.00	400.00
10-1125-490-00-79-600-14-0000	Supplies Preschool	A	400 Supplies & Materials	6,000.00	4,651.00
10-1130-410-00-71-300-13-0000	Inst Supplies HS	A	400 Supplies & Materials	94,000.00	43,761.00
10-1130-410-02-71-300-13-0000	Art Supplies HS	A	75 400 Supplies & Materials	19,000.00	19,000.00
10-1130-410-05-71-300-13-0000	English Supplies HS	A	400 Supplies & Materials	3,300.00	3,300.00
10-1130-410-06-71-300-13-0000	Foreign Language Supplies HS	A	400 Supplies & Materials	3,700.00	3,000.00



FY21 Proposed Budget - Expenditure Detail By Account

Presented: September 17, 2020

Account Number	Account Description	Exp Type	Object Type	FY20	FY21
10-1130-410-08-71-300-13-0000	Health Supplies HS	A	400 Supplies & Materials	600.00	600.00
10-1130-410-11-71-300-13-0000	Math Supplies HS	A	400 Supplies & Materials	3,200.00	3,000.00
10-1130-410-12-71-300-13-0000	Music Supplies HS	A	400 Supplies & Materials	6,100.00	6,100.00
10-1130-410-13-71-300-13-0000	Science Supplies HS	A	400 Supplies & Materials	24,000.00	24,000.00
10-1130-410-15-71-300-13-0000	Social Studies Supplies HS	A	400 Supplies & Materials	3,350.00	3,350.00
10-1130-410-31-71-300-13-0000	Blended Learning Supplies	A	400 Supplies & Materials	1,800.00	1,000.00
10-1130-410-32-71-305-09-0000	Freshman Academy Supplies	A	400 Supplies & Materials	3,500.00	3,000.00
10-1130-410-33-71-305-13-0000	Academies Supplies	A	400 Supplies & Materials	5,000.00	3,000.00
10-1130-410-50-71-300-13-0000	PE Supplies HS	A	400 Supplies & Materials	4,000.00	4,000.00
10-1130-410-59-71-300-14-0000	HS Special Ed Supplies	A	400 Supplies & Materials	3,500.00	3,000.00
10-1130-410-67-71-300-13-0000	PLTW Supplies	R	400 Supplies & Materials	64,000.00	105,000.00
10-1130-410-85-79-605-14-0000	Title IV Supplies	A	400 Supplies & Materials	13,513.00	12,970.00
10-1130-490-00-71-300-13-0000	Instructional Coaching Supplies HS	A	400 Supplies & Materials	5,000.00	5,000.00
10-1130-490-02-71-300-13-0000	High School Fine Arts Supplies	A	400 Supplies & Materials	27,890.47	27,890.47
10-1200-410-00-79-600-14-0000	Supplies Sp Ed	A	400 Supplies & Materials	27,406.00	27,406.00
10-1200-410-66-71-300-13-0000	STEP Supplies	A	400 Supplies & Materials	50,000.00	50,000.00
10-1200-410-92-79-600-14-0000	IDEA Instructional Supplies	A	400 Supplies & Materials	218,212.00	50,000.00
10-1200-420-92-79-600-14-0000	IDEA Textbooks	A	400 Supplies & Materials	-	234,018.00
10-1200-490-00-74-150-13-0000	Other Supplies Conley	A	400 Supplies & Materials	3,000.00	3,000.00
10-1200-490-92-79-600-14-0000	IDEA Invent Supplies	R	400 Supplies & Materials	22,000.00	-
10-1200-491-92-79-600-14-0000	IDEA Supplies - Office Depot	A	400 Supplies & Materials	6,000.00	-
10-1200-492-92-79-600-14-0000	IDEA Supplies - Walmart	A	400 Supplies & Materials	5,000.00	-
10-1225-410-95-79-600-14-0000	ECE Instr Supplies	A	400 Supplies & Materials	3,675.00	2,350.00
10-1400-410-01-71-300-13-0000	Ag Supplies	A	400 Supplies & Materials	2,500.00	2,000.00
10-1400-410-03-71-300-13-0000	Business Supplies	A	400 Supplies & Materials	3,355.00	3,000.00
10-1400-410-09-71-300-13-0000	Home Economics Supplies	A	400 Supplies & Materials	8,000.00	8,000.00
10-1400-410-10-71-300-13-0000	Ind Arts Supplies	A	400 Supplies & Materials	5,000.00	5,000.00
10-1400-410-62-71-300-13-0000	Co-Op Supplies	A	400 Supplies & Materials	2,500.00	2,000.00
10-1400-490-64-71-305-13-0000	Perkins Grant Supplies	A	76 400 Supplies & Materials	-	11,155.00
10-1412-410-63-71-300-14-0000	CTEI Supplies	A	400 Supplies & Materials	-	36,977.00
10-1500-410-00-71-300-13-0000	Training/Athletic Supplies HS	A	400 Supplies & Materials	65,000.00	39,294.00



FY21 Proposed Budget - Expenditure Detail By Account

Presented: September 17, 2020

Account Number	Account Description	Exp Type	Object Type	FY20	FY21
10-1500-410-00-72-220-13-0000	Training Supplies Marlowe	A	400 Supplies & Materials	1,492.00	1,492.00
10-1500-410-00-74-210-13-0000	Training Supplies Heineman	A	400 Supplies & Materials	4,000.00	4,000.00
10-1500-411-00-71-300-13-0000	Awards HS	A	400 Supplies & Materials	5,000.00	5,000.00
10-1500-411-00-74-210-13-0000	Awards Heineman	A	400 Supplies & Materials	1,100.00	1,100.00
10-1500-412-00-71-300-13-0000	Uniforms HS	A	400 Supplies & Materials	22,000.00	22,000.00
10-1500-412-00-72-220-13-0000	Uniforms Marlowe	A	400 Supplies & Materials	3,490.00	3,490.00
10-1500-412-00-74-210-13-0000	Uniforms Heineman	A	400 Supplies & Materials	6,000.00	6,000.00
10-1500-490-00-71-300-13-0000	Team Sports HHS	A	400 Supplies & Materials	33,709.94	33,709.94
10-1501-410-00-72-220-13-0000	Scholastic Bowl Supplies	A	400 Supplies & Materials	-	199.00
10-1504-410-00-71-300-15-0000	Baseball Boys Supplies HS	A	400 Supplies & Materials	-	-
10-1504-410-00-72-220-15-0000	Baseball Supplies Marlowe	A	400 Supplies & Materials	199.00	-
10-1505-410-00-71-300-15-0000	Basketball Boys Supplies HS	A	400 Supplies & Materials	-	-
10-1505-410-00-71-300-16-0000	Basketball Girls Supplies HS	A	400 Supplies & Materials	-	-
10-1505-410-00-72-220-15-0000	Basketball Boys Supplies Marl	A	400 Supplies & Materials	199.22	199.22
10-1505-410-00-72-220-16-0000	Basketball Girls Supplies Marl	A	400 Supplies & Materials	199.22	199.22
10-1505-410-00-74-210-15-0000	Basketball Boys Supplies Heine	A	400 Supplies & Materials	100.00	100.00
10-1505-410-00-74-210-16-0000	Basketball Gls Supplies Heine	A	400 Supplies & Materials	100.00	100.00
10-1506-410-00-72-220-13-0000	Cheerleading Supplies Marlowe	R	400 Supplies & Materials	199.00	199.00
10-1511-410-00-72-220-13-0000	Cross Ctry Supplies Marlowe	A	400 Supplies & Materials	199.22	-
10-1511-410-00-74-210-13-0000	Cross Ctry Supplies Heineman	A	400 Supplies & Materials	100.00	100.00
10-1514-410-00-71-300-15-0000	Football Boys Supplies HS	A	400 Supplies & Materials	14,917.73	14,917.73
10-1515-410-00-71-300-16-0000	Golf Girls Supplies HS	A	400 Supplies & Materials	-	-
10-1520-410-30-71-305-13-0000	HS Newspaper Supplies	A	400 Supplies & Materials	5,000.00	5,000.00
10-1521-410-00-72-220-13-0000	Pom Pon Supplies Marlowe	A	400 Supplies & Materials	199.22	199.22
10-1532-410-00-72-220-13-0000	Track Supplies Marlowe	A	400 Supplies & Materials	199.22	199.22
10-1532-410-00-74-210-13-0000	Track Supplies Heineman	A	400 Supplies & Materials	400.00	400.00
10-1534-410-00-72-220-16-0000	Volleyball Supplies Marlowe	A	400 Supplies & Materials	199.22	199.22
10-1534-410-00-74-210-16-0000	Volleyball Supplies Heineman	A	400 Supplies & Materials	100.00	100.00
10-1535-410-00-72-220-15-0000	Wrestling Supplies Marlowe	A	77 400 Supplies & Materials	199.22	199.22
10-1535-410-00-74-210-15-0000	Wrestling Supplies Heineman	A	400 Supplies & Materials	100.00	100.00
10-1538-410-00-71-305-13-0000	TV Production Supplies	A	400 Supplies & Materials	-	5,000.00



FY21 Proposed Budget - Expenditure Detail By Account

Presented: September 17, 2020

Account Number	Account Description	Exp Type	Object Type	FY20	FY21
10-1543-410-00-71-305-13-0000	Activities Awards	A	400 Supplies & Materials	1,800.00	1,800.00
10-1548-410-30-71-300-13-0000	Bowling Boys HS	A	400 Supplies & Materials	-	-
10-1558-410-00-71-300-13-0000	VEI Supplies HS	A	400 Supplies & Materials	5,000.00	13,055.00
10-1599-410-00-79-600-14-0000	Summer Camp Supplies	A	400 Supplies & Materials	2,000,000.00	2,000,000.00
10-1600-410-00-79-600-14-0000	Copier Paper & Toner Summer Sc	A	400 Supplies & Materials	7,850.42	7,850.42
10-1600-410-89-79-605-14-0000	Title I Supplies	A	400 Supplies & Materials	14,000.00	406.00
10-1610-410-00-79-600-14-0000	Supplies Summer School	A	400 Supplies & Materials	3,294.54	3,294.54
10-1700-410-21-71-300-13-0000	Driver Ed Supplies HS	A	400 Supplies & Materials	600.00	600.00
10-1700-464-21-71-300-13-0000	Driver Education Gasoline	A	400 Supplies & Materials	10,000.00	10,000.00
10-1800-410-82-79-605-14-0000	TBE/TPI Instructional Supplies	A	400 Supplies & Materials	36,932.00	40,412.00
10-1800-410-84-79-605-14-0000	Title III LIPLEPS Supplies	A	400 Supplies & Materials	29,790.00	29,790.00
10-1130-540-00-71-300-13-0000	High School Equipment	A	500 Capital Outlay	-	-
10-1200-540-92-79-600-14-0000	IDEA Equipment	A	500 Capital Outlay	6,000.00	-
10-1700-540-21-71-300-13-0000	Driver Education Vehicle	A	500 Capital Outlay	20,000.00	20,000.00
10-1110-640-00-72-110-13-0000	Teacher Dues & Fees Chesak	A	600 Other Objects	199.45	199.45
10-1110-640-00-74-140-13-0000	Teacher Dues & Fees Mackeben	A	600 Other Objects	505.36	505.36
10-1120-640-00-72-220-13-0000	Teacher Dues & Fees Marlowe	A	600 Other Objects	396.00	396.00
10-1130-640-00-71-300-13-0000	Teacher Dues & Fees HS	A	600 Other Objects	1,500.00	1,500.00
10-1500-640-00-71-300-13-0000	Sports Dues & Fees HS	A	600 Other Objects	4,600.00	4,600.00
10-1500-640-00-72-220-13-0000	Sports Dues & Fees Marlowe	A	600 Other Objects	1,494.13	1,494.13
10-1500-640-00-74-210-13-0000	Sports Dues & Fees Heineman	A	600 Other Objects	1,800.00	1,800.00
10-1543-640-00-71-305-13-0000	Activities Fees	A	600 Other Objects	7,500.00	7,500.00
10-1110-710-00-71-100-13-0000	Non-Cap Eqpt Leggee	A	700 Non-Capitalized Equipmen	10,000.00	10,000.00
10-1120-710-00-72-220-13-0000	Marlowe Non-Capitalized Eqpt	A	700 Non-Capitalized Equipmen	14,949.00	14,949.00
10-1125-710-00-79-600-14-0000	Preschool Non-Cap Eqpt	A	700 Non-Capitalized Equipmen	1,000.00	1,000.00
10-1200-710-00-79-600-14-0000	SpEd NonCap Eqpt	A	700 Non-Capitalized Equipmen	-	-
10-1200-710-66-71-300-13-0000	STEP Non-Cap Eqpt	A	700 Non-Capitalized Equipmen	20,000.00	20,000.00
10-1200-710-92-79-600-14-0000	IDEA Instructional Non-Cap Eqp	A	700 Non-Capitalized Equipmen	10,000.00	100,000.00
10-1400-710-64-71-305-13-0000	Perkins Grant Non-Cap Eqpt	A	78 700 Non-Capitalized Equipmen	4,345.00	21,217.00
10-1800-710-82-79-605-14-0000	TBE/TPI Non-Cap Eqpt	A	700 Non-Capitalized Equipmen	1,000.00	1,000.00
10-2113-110-00-79-605-14-0000	Social Worker Salary	HEA	100 Salaries	1,096,380.15	1,127,801.59



FY21 Proposed Budget - Expenditure Detail By Account

Presented: September 17, 2020

Account Number	Account Description	Exp Type	Object Type	FY20	FY21
10-2114-113-00-79-505-14-0000	Registration Salaries	ADM	100 Salaries	97,813.96	101,237.45
10-2114-120-00-79-505-14-0000	Registration Temp Salaries	ADM	100 Salaries	4,306.93	4,457.67
10-2114-130-00-79-505-14-0000	Registration Overtime	ADM	100 Salaries	495.40	512.74
10-2114-140-00-79-505-14-0000	Vacation-Registration Office	ADM	100 Salaries	878.23	908.97
10-2121-110-00-71-305-13-0000	Guidance HS	HEA	100 Salaries	573,134.52	589,560.13
10-2121-110-00-72-225-13-0000	Guidance Marlowe	HEA	100 Salaries	206,246.59	212,157.46
10-2121-110-00-74-215-13-0000	Guidance Heineman	HEA	100 Salaries	149,808.04	154,101.43
10-2134-110-00-79-605-14-0000	Health Salary	HEA	100 Salaries	654,808.58	673,574.91
10-2134-130-00-79-605-14-0000	Health Overtime	HEA	100 Salaries	437.54	446.29
10-2137-110-00-79-605-14-0000	Physical Therapy Salary	HEA	100 Salaries	197,420.83	203,078.76
10-2138-110-00-79-605-14-0000	Occupational Therapy Salary	HEA	100 Salaries	730,643.69	751,583.40
10-2140-110-00-79-605-14-0000	Psychologist Salary	HEA	100 Salaries	747,019.89	768,428.93
10-2150-110-00-79-605-14-0000	Speech Pathologist Salary	HEA	100 Salaries	1,641,228.65	1,688,265.05
10-2190-110-00-79-605-14-0000	Student Supervision	R	100 Salaries	225,000.00	180,000.00
10-2190-112-00-79-605-14-0000	Lunchroom Supervisor	ADM	100 Salaries	302,501.65	261,550.21
10-2190-127-00-79-605-14-0000	Spanish Interpreter	ADM	100 Salaries	3,296.68	3,412.06
10-2210-110-92-79-600-14-0000	IDEA Impr of Instruc Salaries	HEA	100 Salaries	10,000.00	140,000.00
10-2210-110-97-79-600-14-0000	All Children Prof Dev Sal	HEA	100 Salaries	14,850.00	16,032.00
10-2210-127-82-71-300-14-0000	T Bilingual Instr Stipends	HEA	100 Salaries	19,101.74	19,483.77
10-2210-127-98-79-600-14-0000	Title III Excellence Grant	HEA	100 Salaries	7,938.89	8,097.67
10-2211-110-00-79-600-14-0000	Instructional Coaches	HEA	100 Salaries	906,780.00	924,915.60
10-2212-110-00-79-505-14-0000	Director of Curr & Inst	ADM	100 Salaries	567,209.75	587,062.09
10-2212-119-00-74-145-14-0000	FY16 NH	HEA	100 Salaries	412,925.53	11,833.67
10-2212-119-00-74-155-14-0000	FY17 NH	HEA	100 Salaries	171,898.76	0.25
10-2212-119-00-79-605-14-0000	Curriculum Duty	R	100 Salaries	150,000.00	105,500.00
10-2212-124-00-79-605-14-0000	Mentoring	HEA	100 Salaries	34,304.77	34,990.87
10-2212-127-00-79-605-14-0000	Proctor Stipends	HEA	100 Salaries	7,650.00	-
10-2212-140-00-79-505-14-0000	Vacation-Director of C&I	ADM	100 Salaries	2,272.07	2,351.59
10-2213-119-00-72-220-13-0000	Marlowe Inservice Salaries	HEA 79	100 Salaries	-	21,500.00
10-2213-119-67-71-300-13-0000	PLTW Teacher Duty Pay	HEA	100 Salaries	2,040.00	21,500.00
10-2220-110-00-79-605-14-0000	Media Specialist Salary	HEA	100 Salaries	559,200.81	510,233.00



FY21 Proposed Budget - Expenditure Detail By Account

Presented: September 17, 2020

Account Number	Account Description	Exp Type	Object Type	FY20	FY21
10-2220-112-00-79-605-14-0000	Media Aide Wages	HSP	100 Salaries	548,582.93	573,269.16
10-2223-110-00-79-605-14-0000	PAC Director Salary	ADM	100 Salaries	89,791.86	92,934.58
10-2223-123-00-71-605-14-0000	PAC Salaries	ADM	100 Salaries	4,008.99	4,149.30
10-2223-140-00-79-605-14-0000	Vacation-PAC Director	ADM	100 Salaries	506.37	524.09
10-2321-110-00-79-505-14-0000	Superintendent Salary	ADM	100 Salaries	207,000.00	214,245.00
10-2321-113-00-79-505-14-0000	Supt Office Salary	ADM	100 Salaries	73,844.84	76,429.41
10-2321-130-00-79-505-14-0000	Supt Office Overtime	ADM	100 Salaries	2,956.92	3,060.41
10-2321-140-00-79-505-14-0000	Vacation-Supt Office	ADM	100 Salaries	8,658.80	8,961.86
10-2323-110-00-79-505-14-0000	Assoc Supt Salary Elem & MS/HS	ADM	100 Salaries	164,551.54	170,310.84
10-2323-113-00-79-505-14-0000	Curr & Inst Office Salary & CSO	ADM	100 Salaries	141,105.69	146,044.39
10-2323-130-00-79-505-14-0000	Curriculum Overtime	HEA	100 Salaries	-	-
10-2323-140-00-79-505-14-0000	Vacation-Curr & Inst Office	ADM	100 Salaries	2,124.22	2,198.57
10-2325-110-00-79-605-14-0000	Comm & Public Engmt Salary	ADM	100 Salaries	77,625.00	80,341.88
10-2410-110-00-71-105-13-0000	Principal Salary Leggee	ADM	100 Salaries	114,465.82	118,472.12
10-2410-110-00-71-305-13-0000	Principal Salary HS	ADM	100 Salaries	134,550.00	139,259.25
10-2410-110-00-72-115-13-0000	Principal Salary Chesak	ADM	100 Salaries	119,630.47	123,817.54
10-2410-110-00-72-125-13-0000	Principal Salary Martin	ADM	100 Salaries	104,077.53	107,720.24
10-2410-110-00-72-125-24-0000	Principal Salary Preschool	ADM	100 Salaries	95,166.18	98,497.00
10-2410-110-00-72-225-13-0000	Principal Salary Marlowe	ADM	100 Salaries	91,073.12	94,260.68
10-2410-110-00-74-145-13-0000	Principal Salary Mackeben	ADM	100 Salaries	101,826.58	105,390.51
10-2410-110-00-74-155-13-0000	Principal Salary Conley	ADM	100 Salaries	111,512.08	115,415.00
10-2410-110-00-74-215-13-0000	Principal Salary Heineman	ADM	100 Salaries	97,370.54	100,778.51
10-2410-113-00-71-105-13-0000	School Office Leggee	HSP	100 Salaries	87,172.60	90,441.57
10-2410-113-00-71-305-13-0000	School Office HS	HSP	100 Salaries	257,451.64	267,106.08
10-2410-113-00-72-110-24-0000	School Office Preschool	HSP	100 Salaries	-	-
10-2410-113-00-72-115-13-0000	School Office Chesak	HSP	100 Salaries	107,900.23	111,946.49
10-2410-113-00-72-125-13-0000	School Office Martin	HSP	100 Salaries	123,056.20	127,670.81
10-2410-113-00-72-225-13-0000	School Office Marlowe	HSP	100 Salaries	96,539.03	100,159.24
10-2410-113-00-74-145-13-0000	School Office Mackeben	HSP 80	100 Salaries	71,497.39	74,178.54
10-2410-113-00-74-155-13-0000	School Office Conley	HSP	100 Salaries	71,656.57	74,343.69
10-2410-113-00-74-215-13-0000	School Office Heineman	HSP	100 Salaries	68,177.15	70,733.79



FY21 Proposed Budget - Expenditure Detail By Account

Presented: September 17, 2020

Account Number	Account Description	Exp Type	Object Type	FY20	FY21
10-2410-130-00-71-105-13-0000	School Office Leggee Overtime	HSP	100 Salaries	193.56	200.82
10-2410-130-00-71-305-13-0000	School Office HS Overtime	HSP	100 Salaries	-	-
10-2410-130-00-72-115-13-0000	School Office Chesak Overtime	HSP	100 Salaries	-	-
10-2410-130-00-72-125-13-0000	School Office Martin Overtime	HSP	100 Salaries	261.72	271.53
10-2410-130-00-74-215-13-0000	Principal Office Heineman OT	HSP	100 Salaries	-	-
10-2410-140-00-71-105-13-0000	Vacation-School Office Leggee	HSP	100 Salaries	2,232.92	2,316.65
10-2410-140-00-71-305-13-0000	Vacation-School Office HS	HSP	100 Salaries	4,202.01	4,359.59
10-2410-140-00-72-115-13-0000	Vacation-School Office Chesak	HSP	100 Salaries	1,869.87	1,939.99
10-2410-140-00-72-225-13-0000	Vacation-School Office Marlowe	HSP	100 Salaries	3,429.80	3,558.42
10-2410-140-00-74-145-13-0000	Vacation-School Office Mack	HSP	100 Salaries	1,272.45	1,320.17
10-2410-140-00-74-155-13-0000	Vacation-School Office Conley	HSP	100 Salaries	1,295.72	1,344.31
10-2410-140-00-74-215-13-0000	Vacation-School Office HMS	HSP	100 Salaries	2,407.66	2,497.95
10-2411-110-00-71-105-13-0000	Asst Prin Salary Leggee	ADM	100 Salaries	73,379.43	75,947.71
10-2411-110-00-71-305-13-0000	Asst Prin Salary HS	ADM	100 Salaries	577,551.10	597,765.39
10-2411-110-00-72-115-13-0000	Asst Prin Salary Chesak	ADM	100 Salaries	73,472.58	76,044.12
10-2411-110-00-72-125-13-0000	Asst Prin Salary Martin	ADM	100 Salaries	73,378.39	75,946.63
10-2411-110-00-72-225-13-0000	Asst Prin Salary Marlowe	ADM	100 Salaries	144,160.84	149,206.47
10-2411-110-00-74-145-13-0000	Asst Prin Salary Mackeben	ADM	100 Salaries	60,881.76	63,012.62
10-2411-110-00-74-155-13-0000	Asst Prin Salary Conley	ADM	100 Salaries	92,713.46	95,958.43
10-2411-110-00-74-215-13-0000	Asst Prin Salary Heineman	ADM	100 Salaries	139,717.64	144,607.76
10-2412-110-00-71-305-13-0000	Dean - HS	ADM	100 Salaries	324,067.37	335,409.73
10-2412-113-00-71-305-13-0000	Dean Secretary - HS	HSP	100 Salaries	30,375.48	31,514.56
10-2510-110-00-79-505-14-0000	CFO Salary	ADM	100 Salaries	186,300.00	192,820.50
10-2510-140-00-79-505-14-0000	Vacation-Fiscal Office	ADM	100 Salaries	1,549.45	1,603.68
10-2520-110-00-79-505-14-0000	Director of Fiscal Service Sal	ADM	100 Salaries	96,154.60	99,520.01
10-2520-140-00-79-505-14-0000	Vacation-Dir of Fiscal Service	ADM	100 Salaries	834.32	863.52
10-2525-110-00-79-505-14-0000	Fiscal Office Salary	ADM	100 Salaries	315,192.48	326,224.22
10-2525-110-92-79-605-14-0000	IDEA Fiscal Salaries	ADM	100 Salaries	10,000.00	10,000.00
10-2525-140-00-79-505-14-0000	Vacation-Fiscal Office	ADM 81	100 Salaries	2,834.07	2,933.26
10-2560-110-00-71-105-13-0000	Food Service Sal Leggee	HSP	100 Salaries	77,128.96	80,021.30
10-2560-110-00-71-305-13-0000	Food Service Salary HS	HSP	100 Salaries	207,244.36	128,794.51



FY21 Proposed Budget - Expenditure Detail By Account

Presented: September 17, 2020

Account Number	Account Description	Exp Type	Object Type	FY20	FY21
10-2560-110-00-72-115-13-0000	Food Service Sal Chesak	HSP	100 Salaries	67,395.63	69,922.97
10-2560-110-00-72-125-13-0000	Food Service Sal Martin	HSP	100 Salaries	70,814.24	73,469.77
10-2560-110-00-72-225-13-0000	Food Service Salary Marlowe	HSP	100 Salaries	116,600.04	120,972.54
10-2560-110-00-74-145-13-0000	Food Service Salary Mackeben	HSP	100 Salaries	47,269.71	49,042.32
10-2560-110-00-74-155-13-0000	Food Service Salary Conley	HSP	100 Salaries	51,722.95	53,662.56
10-2560-110-00-74-215-13-0000	Food Service Salary Heineman	HSP	100 Salaries	102,381.82	106,221.14
10-2560-113-00-79-605-14-0000	Admin Asst Food Service	ADM	100 Salaries	46,409.52	48,033.85
10-2560-120-00-79-605-14-0000	Food Service Substitute Salary	HSP	100 Salaries	27,702.04	28,740.87
10-2560-130-00-71-305-13-0000	Food Service OT HS	HSP	100 Salaries	365.86	379.58
10-2560-130-00-72-225-13-0000	Food Service OT Marlowe	HSP	100 Salaries	543.38	563.76
10-2560-140-00-79-605-14-0000	Vacation-Food Service Office	ADM	100 Salaries	418.49	433.14
10-2561-110-00-79-605-14-0000	Dir Food Service Salary	ADM	100 Salaries	89,080.38	92,198.19
10-2561-140-00-79-605-14-0000	Vacation-Dir Food Service	ADM	100 Salaries	781.36	808.71
10-2630-110-00-79-605-14-0000	Volunteer Coord Salary	ADM	100 Salaries	40,892.89	42,324.14
10-2641-110-00-79-505-14-0000	Director of HR Salary	ADM	100 Salaries	134,550.00	139,259.25
10-2641-140-00-79-505-14-0000	Vacation-Director of HR	ADM	100 Salaries	1,076.68	1,114.36
10-2642-113-00-79-505-14-0000	HR Office Salary	ADM	100 Salaries	185,139.03	191,618.90
10-2642-140-00-79-505-14-0000	Vacation-HR Office	ADM	100 Salaries	1,631.57	1,688.67
10-2660-110-92-79-605-14-0000	IDEA Data Processing	ADM	100 Salaries	10,000.00	10,000.00
10-2660-120-00-79-605-14-0000	Technology Summer Salaries	ADM	100 Salaries	6,441.95	6,667.42
10-2664-110-00-79-605-14-0000	Office of Technology	ADM	100 Salaries	827,627.49	856,594.45
10-2664-130-00-79-605-14-0000	Technology Overtime	ADM	100 Salaries	3,532.11	3,655.73
10-2110-220-00-79-600-14-0000	Attend & Social Work Serv Ins	I	200 Employee Benefits	171,700.11	180,285.12
10-2113-211-00-79-605-14-0000	Social Worker TRS	TRS	200 Employee Benefits	13,149.65	15,168.90
10-2120-220-00-79-600-14-0000	Guidance Services Insurance	I	200 Employee Benefits	96,732.62	101,569.25
10-2121-211-00-71-305-13-0000	Guidance HS	TRS	200 Employee Benefits	5,874.58	6,776.67
10-2121-211-00-72-225-13-0000	Guidance Marlowe	TRS	200 Employee Benefits	2,201.96	2,540.09
10-2121-211-00-74-215-13-0000	Guidance Heineman	TRS	200 Employee Benefits	2,300.44	2,653.69
10-2130-211-00-79-605-14-0000	Director TRS	TRS 82	200 Employee Benefits	11,241.83	12,968.11
10-2130-220-00-79-600-14-0000	Health Services Insurance	I	200 Employee Benefits	201,812.18	211,902.79
10-2134-211-00-79-605-14-0000	Health TRS	TRS	200 Employee Benefits	3,767.07	4,345.54



FY21 Proposed Budget - Expenditure Detail By Account

Presented: September 17, 2020

Account Number	Account Description	Exp Type	Object Type	FY20	FY21
10-2140-211-00-79-605-14-0000	Psychologist TRS	TRS	200 Employee Benefits	9,468.94	10,922.98
10-2140-220-00-79-600-14-0000	Psychological Services Ins	I	200 Employee Benefits	98,209.68	103,120.16
10-2150-211-00-79-605-14-0000	Speech Pathologist TRS	TRS	200 Employee Benefits	22,553.81	26,017.15
10-2150-220-00-79-600-14-0000	Speech Path & Audi Serv Ins	I	200 Employee Benefits	138,750.23	145,687.74
10-2190-211-00-79-605-14-0000	Student Supervision TRS	TRS	200 Employee Benefits	4,335.09	5,000.78
10-2210-220-00-79-600-14-0000	Improvement of Instr Serv Ins	I	200 Employee Benefits	69,590.85	73,070.39
10-2212-211-00-79-505-14-0000	Director of Curr & Inst	TRS	200 Employee Benefits	44,824.46	51,707.66
10-2212-211-00-79-605-14-0000	Proctor Stipends	TRS	200 Employee Benefits	154.76	178.52
10-2220-211-00-79-605-14-0000	Media Specialist Benefits	TRS	200 Employee Benefits	8,023.90	9,256.04
10-2220-220-00-79-600-14-0000	Educational Media Services Ins	I	200 Employee Benefits	170,586.64	179,115.97
10-2310-230-00-74-500-14-0000	Tuition Reimbursement	R	200 Employee Benefits	165,000.00	165,000.00
10-2311-231-00-79-605-14-0000	Reimbursed Expenses	ADM	200 Employee Benefits	-	-
10-2320-220-00-79-600-14-0000	Executive Admin Serv Insurance	I	200 Employee Benefits	70,652.16	74,184.77
10-2321-211-00-79-505-14-0000	Superintendent Salary	TRS	200 Employee Benefits	25,025.11	28,867.94
10-2323-211-00-79-505-14-0000	Assoc Supt TRS	TRS	200 Employee Benefits	22,428.33	25,872.40
10-2323-212-00-79-505-14-0000	Board Paid IMRF	IMRF	200 Employee Benefits	-	-
10-2325-212-00-79-605-14-0000	Board Paid IMRF	IMRF	200 Employee Benefits	-	-
10-2410-211-00-71-105-13-0000	Principal Retire Leggee	TRS	200 Employee Benefits	15,405.57	17,771.23
10-2410-211-00-71-305-13-0000	Principal Retire HS	TRS	200 Employee Benefits	21,450.15	24,744.01
10-2410-211-00-72-115-13-0000	Principal Retire Chesak	TRS	200 Employee Benefits	16,549.72	19,091.08
10-2410-211-00-72-125-13-0000	Principal Retire Martin	TRS	200 Employee Benefits	16,656.31	19,214.04
10-2410-211-00-72-225-13-0000	Principal Salary Marlowe	TRS	200 Employee Benefits	12,557.77	14,486.13
10-2410-211-00-74-145-13-0000	Principal Salary Mackeben	TRS	200 Employee Benefits	12,501.48	14,421.20
10-2410-211-00-74-155-13-0000	Principal Salary Conley	TRS	200 Employee Benefits	11,772.52	13,580.30
10-2410-211-00-74-215-13-0000	Principal Salary Heineman	TRS	200 Employee Benefits	14,118.81	16,286.88
10-2410-220-00-79-600-14-0000	Office of Principal Serv Ins	I	200 Employee Benefits	605,381.58	635,650.66
10-2411-211-00-71-105-13-0000	Asst Prin TRS Leggee	TRS	200 Employee Benefits	10,205.62	11,772.79
10-2411-211-00-71-305-13-0000	Asst Prin TRS HS	TRS	200 Employee Benefits	13,619.18	15,710.53
10-2411-211-00-72-115-13-0000	Asst Prin TRS Chesak	TRS	83 200 Employee Benefits	23,216.29	26,781.36
10-2411-211-00-72-125-13-0000	Asst Prin TRS Martin	TRS	200 Employee Benefits	21,574.26	24,887.18
10-2411-211-00-72-225-13-0000	Asst Prin Salary Marlowe	TRS	200 Employee Benefits	6,694.98	7,723.05



FY21 Proposed Budget - Expenditure Detail By Account

Presented: September 17, 2020

Account Number	Account Description	Exp Type	Object Type	FY20	FY21
10-2411-211-00-74-145-13-0000	Asst Prin Salary Mackeben	TRS	200 Employee Benefits	8,111.01	9,356.53
10-2411-211-00-74-155-13-0000	Asst Prin Salary Conley	TRS	200 Employee Benefits	9,751.75	11,249.22
10-2411-211-00-74-215-13-0000	Asst Prin Salary Heineman	TRS	200 Employee Benefits	10,773.94	12,428.38
10-2412-211-00-71-305-13-0000	Director TRS	TRS	200 Employee Benefits	2,176.32	2,510.51
10-2510-212-00-79-505-14-0000	Board Paid IMRF	IMRF	200 Employee Benefits	36,500.00	37,911.93
10-2510-220-00-79-600-14-0000	Direction of Business Serv Ins	I	200 Employee Benefits	20,433.19	21,454.85
10-2520-220-00-79-600-14-0000	Fiscal Services Insurance	I	200 Employee Benefits	79,694.46	83,679.18
10-2560-220-00-79-600-14-0000	Food Services Insurance	I	200 Employee Benefits	200,318.95	210,334.90
10-2561-212-00-79-605-14-0000	Director IMRF	IMRF	200 Employee Benefits	-	-
10-2630-220-00-79-600-14-0000	Information Services Insurance	I	200 Employee Benefits	14,011.26	14,711.82
10-2640-220-00-79-600-14-0000	Staff Services Insurance	I	200 Employee Benefits	78,071.94	81,975.54
10-2641-211-00-79-505-14-0000	Director of HR Retirement	TRS	200 Employee Benefits	15,493.28	17,872.41
10-2642-212-00-79-505-14-0000	IMRF Employer Paid	IMRF	200 Employee Benefits	-	-
10-2660-211-00-79-605-14-0000	Dir Technology/Curriculum TRS	TRS	200 Employee Benefits	1,132.00	1,305.83
10-2660-220-00-79-600-14-0000	Data Processing Services Ins	I	200 Employee Benefits	97,508.31	102,383.73
10-2110-382-00-79-600-14-0000	Attend & Social Work W/C Ins	WC	300 Purchased Services	5,238.67	5,500.60
10-2114-332-00-74-500-14-0000	Travel Registration	A	300 Purchased Services	421.49	421.49
10-2114-390-00-74-500-14-0000	Purch Serv Registration	A	300 Purchased Services	1,045.89	1,045.89
10-2120-382-00-79-600-14-0000	Guidance Services W/C Ins	WC	300 Purchased Services	3,642.40	3,824.52
10-2130-310-00-79-600-14-0000	Health Services	A	300 Purchased Services	248,748.28	248,748.28
10-2130-310-92-79-600-14-0000	IDEA Health Services	A	300 Purchased Services	12,000.00	10,000.00
10-2130-321-00-79-600-14-0000	Health Sharps Disposal	A	300 Purchased Services	601.38	601.38
10-2130-332-00-79-600-14-0000	Health Travel	A	300 Purchased Services	1,687.02	1,687.02
10-2130-342-79-79-605-14-0000	McHenry Co Health Pub Rel	A	300 Purchased Services	522.94	522.94
10-2130-382-00-79-600-14-0000	Health Services W/C Ins	WC	300 Purchased Services	5,626.30	5,907.62
10-2130-390-00-79-600-14-0000	Purchased Services Health	A	300 Purchased Services	23,000.00	23,000.00
10-2140-310-92-79-600-14-0000	IDEA Psychological Services	A	300 Purchased Services	46,500.00	45,000.00
10-2140-382-00-79-600-14-0000	Psychological Services W/C Ins	WC	300 Purchased Services	3,565.82	3,744.11
10-2150-310-00-79-600-14-0000	Sp Path & Audiology Serv	A 84	300 Purchased Services	-	-
10-2150-310-92-79-600-14-0000	IDEA Sp Path & Audiology Serv	A	300 Purchased Services	5,324.00	1,500.00
10-2150-382-00-79-600-14-0000	Speech Path & Audi Serv W/C	WC	300 Purchased Services	6,485.73	6,810.02



FY21 Proposed Budget - Expenditure Detail By Account

Presented: September 17, 2020

Account Number	Account Description	Exp Type	Object Type	FY20	FY21
10-2190-382-00-79-600-14-0000	Other Support Serv-Pupils W/C	WC	300 Purchased Services	2,444.77	2,567.01
10-2190-390-00-71-300-12-0000	Graduation Event	A	300 Purchased Services	12,000.00	12,000.00
10-2210-310-57-79-600-14-0000	ARRA-IDEA Impr Inst Pur Svc	A	300 Purchased Services	-	25,337.00
10-2210-310-81-79-600-14-0000	ADA Block Program Consult Fees	A	300 Purchased Services	16,953.22	16,953.22
10-2210-310-84-79-605-14-0000	Title III LIPLEPS Pur Svcs	A	300 Purchased Services	13,310.00	13,310.00
10-2210-310-95-79-600-14-0000	ECE Improv of Instruc Pur Svc	A	300 Purchased Services	-	36.00
10-2210-312-89-79-605-14-0000	Title I Professional Developmt	A	300 Purchased Services	34,243.00	34,243.00
10-2210-312-97-79-600-14-0000	All Children Prof Dev	A	300 Purchased Services	13,666.00	7,000.00
10-2210-314-92-79-605-14-0000	IDEA Impr of Instr-Staff Dev	A	300 Purchased Services	228,831.00	152,463.00
10-2210-382-00-79-600-14-0000	Improvement of Instr W/C Ins	WC	300 Purchased Services	1,533.58	1,610.26
10-2210-390-82-79-605-14-0000	T Bilingual Impr Inst Services	A	300 Purchased Services	1,000.00	1,000.00
10-2212-310-00-79-505-14-0000	Curriculum Gen Pur Svc	R	300 Purchased Services	400,000.00	383,000.00
10-2212-314-83-79-505-14-0000	Title II Prof Development	A	300 Purchased Services	94,924.00	94,924.00
10-2212-319-00-74-500-14-0000	Instructional Tech Renewal	A	300 Purchased Services	4,601.90	4,601.90
10-2212-332-00-74-500-14-0000	Travel & Conference Curr	A	300 Purchased Services	30,000.00	10,000.00
10-2213-310-00-79-600-14-0000	Staff Develop Speakers	A	300 Purchased Services	-	37,000.00
10-2213-332-00-79-600-14-0000	Travel Staff Develop	A	300 Purchased Services	-	10,000.00
10-2220-310-92-79-600-14-0000	IDEA Ed Media Pur Svc	A	300 Purchased Services	50,000.00	2,142.00
10-2220-382-00-79-600-14-0000	Educational Media Services W/C	WC	300 Purchased Services	5,749.66	6,037.14
10-2223-323-00-79-600-14-0000	PAC Repairs	A	300 Purchased Services	4,183.54	4,183.54
10-2230-312-00-79-600-14-0000	Testing/Assessment	R	300 Purchased Services	120,000.00	148,000.00
10-2310-310-00-74-500-14-0000	Prof & Tech Board	A	300 Purchased Services	198.72	198.72
10-2310-311-81-79-600-14-0000	ADA Block Strategic Planning	A	300 Purchased Services	5,000.00	5,000.00
10-2310-317-00-74-500-14-0000	CPA Audit	R	300 Purchased Services	35,000.00	35,000.00
10-2310-318-00-74-500-14-0000	Legal Board	R	300 Purchased Services	100,000.00	100,000.00
10-2310-332-00-74-500-14-0000	Travel Board	A	300 Purchased Services	12,000.00	9,000.00
10-2310-350-00-74-500-14-0000	Advertising Board	A	300 Purchased Services	10,458.85	10,458.85
10-2310-381-00-74-500-14-0000	CLIC Liability Insurance	CLIC	300 Purchased Services	279,531.64	293,508.22
10-2310-383-00-74-500-14-0000	Unemployment Insurance	R 85	300 Purchased Services	9,500.00	59,500.00
10-2310-390-00-74-500-14-0000	Purchased Service Board	A	300 Purchased Services	15,000.00	15,000.00
10-2320-382-00-79-600-14-0000	Executive Admin Serv W/C Ins	WC	300 Purchased Services	2,958.05	3,105.95



FY21 Proposed Budget - Expenditure Detail By Account

Presented: September 17, 2020

Account Number	Account Description	Exp Type	Object Type	FY20	FY21
10-2321-332-00-74-500-14-0000	Travel Supt	A	300 Purchased Services	12,000.00	9,000.00
10-2321-390-00-74-500-14-0000	Purchased Service Supt	A	300 Purchased Services	50,000.00	50,000.00
10-2323-332-00-74-500-14-0000	Travel Student Services	A	300 Purchased Services	8,700.00	8,700.00
10-2330-310-92-79-600-14-0000	IDEA General Admin Pur Svc	A	300 Purchased Services	-	-
10-2410-312-00-79-600-14-0000	Principal Academies	A	300 Purchased Services	4,500.00	4,500.00
10-2410-332-00-71-100-13-0000	Prin Travel Leggee	A	300 Purchased Services	1,000.00	200.00
10-2410-332-00-71-300-13-0000	Prin Travel HS	A	300 Purchased Services	9,000.00	9,000.00
10-2410-332-00-72-110-13-0000	Prin Travel Chesak	A	300 Purchased Services	498.62	498.62
10-2410-332-00-72-220-13-0000	Principal Travel Marlowe	A	300 Purchased Services	2,197.00	2,197.00
10-2410-332-00-74-140-13-0000	Principal Travel Mackeben	A	300 Purchased Services	1,202.15	1,202.15
10-2410-332-00-74-210-13-0000	Principal Travel Heineman	A	300 Purchased Services	1,000.00	1,000.00
10-2410-382-00-79-600-14-0000	Office of Principal Serv W/C	WC	300 Purchased Services	14,047.98	14,750.38
10-2510-382-00-79-600-14-0000	Direction of Business Serv W/C	WC	300 Purchased Services	786.82	826.16
10-2520-310-00-74-500-14-0000	Prof & Tech Fiscal	A	300 Purchased Services	300,000.00	300,000.00
10-2520-332-00-74-500-14-0000	Travel Fiscal	A	300 Purchased Services	13,000.00	9,750.00
10-2520-382-00-79-600-14-0000	Fiscal Services W/C Ins	WC	300 Purchased Services	1,965.27	2,063.53
10-2520-390-00-74-500-14-0000	Purch Serv Fiscal	A	300 Purchased Services	30,000.00	30,000.00
10-2523-319-00-79-600-14-0000	Banking Fees	A	300 Purchased Services	175,000.00	175,000.00
10-2546-332-00-79-600-14-0000	Security Officer Travel	A	300 Purchased Services	4,000.00	3,000.00
10-2546-390-00-79-600-14-0000	Security Officer Gnl Purch Svc	A	300 Purchased Services	112,000.00	112,000.00
10-2550-390-92-79-600-14-0000	IDEA Field Trip Transportation	A	300 Purchased Services	1,000.00	-
10-2560-310-00-71-100-13-0000	Cafe Prof & Tech Leggee	A	300 Purchased Services	1,000.00	1,000.00
10-2560-310-00-71-300-13-0000	Cafe Prof & Tech HS	A	300 Purchased Services	1,000.00	1,000.00
10-2560-310-00-72-110-13-0000	Cafe Prof & Tech Chesak	A	300 Purchased Services	1,000.00	1,000.00
10-2560-310-00-72-120-13-0000	Cafe Prof & Tech Martin	A	300 Purchased Services	1,000.00	1,000.00
10-2560-310-00-72-220-13-0000	Cafe Prof & Tech Marlowe	A	300 Purchased Services	1,000.00	1,000.00
10-2560-310-00-74-140-13-0000	Cafe Prof & Tech Mackeben	A	300 Purchased Services	1,000.00	1,000.00
10-2560-310-00-74-150-13-0000	Cafe Prof & Tech Conley	A	300 Purchased Services	1,000.00	1,000.00
10-2560-310-00-74-210-13-0000	Cafe Prof & Tech Heineman	A	86 300 Purchased Services	1,000.00	1,000.00
10-2560-313-00-71-300-13-0000	Cafe Commodity Ship HS	A	300 Purchased Services	1,500.00	1,500.00
10-2560-313-00-72-110-13-0000	Cafe Commodity Ship Chesak	A	300 Purchased Services	-	-



FY21 Proposed Budget - Expenditure Detail By Account

Presented: September 17, 2020

Account Number	Account Description	Exp Type	Object Type	FY20	FY21
10-2560-313-00-72-120-13-0000	Cafe Commodity Ship Martin	A	300 Purchased Services	-	-
10-2560-313-00-72-220-13-0000	Cafe Commodity Marlowe	A	300 Purchased Services	2,500.00	2,500.00
10-2560-313-00-74-140-13-0000	Cafe Commodity Mackeben	A	300 Purchased Services	-	-
10-2560-313-00-74-150-13-0000	Cafe Commodity Conley	A	300 Purchased Services	-	-
10-2560-313-00-74-210-13-0000	Cafe Commodity Heineman	A	300 Purchased Services	1,600.00	1,600.00
10-2560-323-00-71-100-13-0000	Cafe Repairs Leggee	A	300 Purchased Services	5,000.00	5,000.00
10-2560-323-00-71-300-13-0000	Cafe Repairs HS	A	300 Purchased Services	13,000.00	13,000.00
10-2560-323-00-72-110-13-0000	Cafe Repairs Chesak	A	300 Purchased Services	3,000.00	3,000.00
10-2560-323-00-72-120-13-0000	Cafe Repairs Martin	A	300 Purchased Services	3,000.00	3,000.00
10-2560-323-00-72-220-13-0000	Cafe Repairs Marlowe	A	300 Purchased Services	7,500.00	7,500.00
10-2560-323-00-74-140-13-0000	Cafe Repairs Mackeben	A	300 Purchased Services	3,000.00	3,000.00
10-2560-323-00-74-150-13-0000	Cafe Repairs Conley	A	300 Purchased Services	3,000.00	3,000.00
10-2560-323-00-74-210-13-0000	Cafe Repairs Heineman	A	300 Purchased Services	7,500.00	7,500.00
10-2560-332-00-71-100-13-0000	Cafe Travel Leggee	A	300 Purchased Services	80.00	80.00
10-2560-332-00-71-300-13-0000	Cafe Travel HS	A	300 Purchased Services	80.00	80.00
10-2560-332-00-72-110-13-0000	Cafe Travel Chesak	A	300 Purchased Services	80.00	80.00
10-2560-332-00-72-120-13-0000	Cafe Travel Martin	A	300 Purchased Services	80.00	80.00
10-2560-332-00-72-220-13-0000	Cafe Travel Marlowe	A	300 Purchased Services	80.00	80.00
10-2560-332-00-74-140-13-0000	Cafe Travel Mackeben	A	300 Purchased Services	80.00	80.00
10-2560-332-00-74-150-13-0000	Cafe Travel Conley	A	300 Purchased Services	80.00	80.00
10-2560-332-00-74-210-13-0000	Cafe Travel Heineman	A	300 Purchased Services	80.00	80.00
10-2560-382-00-79-600-14-0000	Food Services W/C Ins	WC	300 Purchased Services	18,742.50	19,679.63
10-2561-332-00-79-605-14-0000	Dir Food Service Travel	A	300 Purchased Services	1,600.00	1,200.00
10-2630-332-00-74-500-14-0000	Travel Volunteer Coord	A	300 Purchased Services	1,000.00	1,000.00
10-2630-341-00-74-500-14-0000	Postage Central Office	A	300 Purchased Services	20,000.00	20,000.00
10-2630-382-00-79-600-14-0000	Information Services W/C Ins	WC	300 Purchased Services	181.10	190.16
10-2633-360-00-74-500-14-0000	Newsletter Printing	A	300 Purchased Services	20,000.00	20,000.00
10-2640-382-00-79-600-14-0000	Staff Services W/C Ins	WC	300 Purchased Services	1,338.29	1,405.20
10-2642-332-00-74-500-14-0000	Travel Human Res	A 87	300 Purchased Services	1,489.72	1,117.29
10-2642-350-00-74-500-14-0000	Advertising Human Res	A	300 Purchased Services	7,488.00	17,488.00
10-2642-390-00-74-500-14-0000	Purchased Service Human Res	A	300 Purchased Services	32,000.00	22,000.00



FY21 Proposed Budget - Expenditure Detail By Account

Presented: September 17, 2020

Account Number	Account Description	Exp Type	Object Type	FY20	FY21
10-2643-316-00-79-605-14-0000	Sub Calling Software	A	300 Purchased Services	10,500.00	10,500.00
10-2660-310-92-79-600-14-0000	IDEA Data Processing Pur Svc	A	300 Purchased Services	24,680.00	25,500.00
10-2660-316-00-79-600-14-0000	Student Information	R	300 Purchased Services	132,000.00	132,000.00
10-2660-319-00-79-600-14-0000	Hardware Maintenance Renewal	R	300 Purchased Services	60,597.00	60,597.00
10-2660-319-61-79-600-14-0000	Software Maintenance	R	300 Purchased Services	275,000.00	275,000.00
10-2660-323-00-79-600-14-0000	Repairs Technology	A	300 Purchased Services	5,229.43	5,229.43
10-2660-332-00-79-600-14-0000	Travel Technology	A	300 Purchased Services	10,969.73	8,227.30
10-2660-382-00-79-600-14-0000	Data Processing Services W/C	WC	300 Purchased Services	2,980.28	3,129.29
10-2660-390-00-79-600-14-0000	Purchased Service Technology	R	300 Purchased Services	184,000.00	184,000.00
10-2900-325-00-79-600-14-0000	Copier Leases	R	300 Purchased Services	60,000.00	60,000.00
10-2900-390-00-79-600-14-0000	Copier Maintenance	R	300 Purchased Services	15,160.91	15,160.91
10-2110-410-92-79-605-14-0000	IDEA Socail Work Supplies	A	400 Supplies & Materials	500.00	15,000.00
10-2114-410-00-74-500-14-0000	Supplies Registration	A	400 Supplies & Materials	3,566.47	3,566.47
10-2120-410-00-71-300-13-0000	Supplies Guidance HS	A	400 Supplies & Materials	10,000.00	6,000.00
10-2120-410-00-72-220-13-0000	Supplies Guidance Marlowe	A	400 Supplies & Materials	705.97	700.00
10-2120-410-00-74-210-13-0000	Supplies Guidance Heineman	A	400 Supplies & Materials	100.00	100.00
10-2130-410-00-72-110-13-0000	Chesak Nurse Supplies	A	400 Supplies & Materials	-	-
10-2130-410-00-79-600-14-0000	Supplies Health	A	400 Supplies & Materials	22,486.55	22,486.55
10-2130-410-92-79-605-14-0000	IDEA Health OTPT & Nurse Sup	A	400 Supplies & Materials	9,900.00	15,000.00
10-2140-410-92-79-605-14-0000	IDEA Psychological Supplies	A	400 Supplies & Materials	1,500.00	2,500.00
10-2150-410-92-79-605-14-0000	IDEA Sp Path & Audiol Supplies	A	400 Supplies & Materials	2,000.00	15,000.00
10-2190-410-00-71-300-12-0000	Graduation Supplies HHS	A	400 Supplies & Materials	-	4,000.00
10-2210-410-00-79-600-14-0000	Assignment Notebooks/Locks	A	400 Supplies & Materials	34,903.68	34,903.68
10-2210-410-92-79-600-14-0000	IDEA Impr of Instruction Suppl	A	400 Supplies & Materials	8,130.00	10,000.00
10-2210-410-95-79-600-14-0000	ECE PD Supplies	R	400 Supplies & Materials	525.00	500.00
10-2210-410-97-79-600-14-0000	All Children Supplies	A	400 Supplies & Materials	689.00	2,000.00
10-2210-430-82-71-300-14-0000	ESL Prof Library	A	400 Supplies & Materials	1,000.00	1,000.00
10-2210-490-00-74-500-14-0000	Supplies Curr & Inst	R	400 Supplies & Materials	17,000.00	15,000.00
10-2212-410-00-74-500-14-0000	Associate Spt. Supplies	A	88 400 Supplies & Materials	300.00	300.00
10-2212-410-83-79-505-14-0000	Title II Supplies	A	400 Supplies & Materials	-	2,252.00
10-2213-410-00-79-600-14-0000	Staff Develop Supplies	A	400 Supplies & Materials	-	50,000.00



FY21 Proposed Budget - Expenditure Detail By Account

Presented: September 17, 2020

Account Number	Account Description	Exp Type	Object Type	FY20	FY21
10-2220-430-00-71-100-13-0000	Media Center Leggee	A	400 Supplies & Materials	5,000.00	4,500.00
10-2220-430-00-71-300-13-0000	Media Center HS	A	400 Supplies & Materials	11,000.00	10,000.00
10-2220-430-00-72-110-13-0000	Media Center Chesak	A	400 Supplies & Materials	3,988.99	3,988.99
10-2220-430-00-72-120-13-0000	Media Center Martin	A	400 Supplies & Materials	6,083.21	6,083.21
10-2220-430-00-72-220-13-0000	Media Center Marlowe	A	400 Supplies & Materials	6,773.40	6,500.00
10-2220-430-00-74-140-13-0000	Media Center Mackeben	A	400 Supplies & Materials	1,734.24	1,734.24
10-2220-430-00-74-150-13-0000	Media Center Conley	A	400 Supplies & Materials	3,000.00	3,000.00
10-2220-430-00-74-210-13-0000	Media Center Heineman	A	400 Supplies & Materials	3,972.59	3,972.59
10-2220-430-00-79-600-14-0000	Media Center Per Capita Grant	A	400 Supplies & Materials	5,629.38	6,199.00
10-2220-490-00-71-100-13-0000	Media Center AV Leggee	A	400 Supplies & Materials	4,500.00	1,000.00
10-2220-490-00-72-110-13-0000	Media Center AV Chesak	A	400 Supplies & Materials	2,991.74	2,991.74
10-2220-490-00-72-120-13-0000	Media Center AV Martin	A	400 Supplies & Materials	2,800.00	2,800.00
10-2220-490-00-72-220-13-0000	Media Center AV Marlowe	A	400 Supplies & Materials	3,988.00	4,000.00
10-2220-490-00-74-140-13-0000	Media Center AV Mackeben	A	400 Supplies & Materials	1,010.73	1,010.73
10-2220-490-00-74-150-13-0000	Media Center AV Conley	A	400 Supplies & Materials	2,600.00	2,600.00
10-2220-490-00-74-210-13-0000	Media Center AV Heineman	A	400 Supplies & Materials	4,000.00	4,000.00
10-2223-410-00-79-600-14-0000	Supplies PAC	A	400 Supplies & Materials	7,945.19	7,945.19
10-2223-490-00-79-600-14-0000	PAC Invent Supplies	A	400 Supplies & Materials	51,836.80	51,836.80
10-2300-410-97-79-600-14-0000	All Children Gen Admin Sup	A	400 Supplies & Materials	2,000.00	3,000.00
10-2310-410-00-74-500-14-0000	Supplies Board	A	400 Supplies & Materials	3,000.00	3,000.00
10-2310-415-00-74-500-14-0000	District Food	A	400 Supplies & Materials	3,476.02	3,476.02
10-2321-410-00-74-500-14-0000	Supplies Supt	A	400 Supplies & Materials	25,000.00	25,000.00
10-2321-415-00-74-500-14-0000	Supt. Food	A	400 Supplies & Materials	498.88	498.88
10-2321-440-00-74-500-14-0000	Supt Periodicals	A	400 Supplies & Materials	272.98	272.98
10-2330-410-92-79-600-14-0000	IDEA Genl Admin Office Supplie	A	400 Supplies & Materials	4,000.00	-
10-2410-410-00-71-100-13-0000	Office Supplies Leggee	A	400 Supplies & Materials	2,000.00	1,500.00
10-2410-410-00-71-100-14-0000	Copier Paper & Toner Leggee	A	400 Supplies & Materials	21,330.00	18,000.00
10-2410-410-00-71-300-13-0000	Office Supplies HS	A	400 Supplies & Materials	3,000.00	3,000.00
10-2410-410-00-71-300-14-0000	Copier Paper & Toner HS	A 89	400 Supplies & Materials	66,000.00	60,000.00
10-2410-410-00-72-110-13-0000	Office Supplies Chesak	A	400 Supplies & Materials	997.25	997.25
10-2410-410-00-72-110-14-0000	Copier Paper & Toner Chesak	A	400 Supplies & Materials	24,931.20	24,931.20



FY21 Proposed Budget - Expenditure Detail By Account

Presented: September 17, 2020

Account Number	Account Description	Exp Type	Object Type	FY20	FY21
10-2410-410-00-72-120-13-0000	Office Supplies Martin	A	400 Supplies & Materials	1,500.00	1,500.00
10-2410-410-00-72-120-14-0000	Copier Paper & Toner Martin	A	400 Supplies & Materials	27,311.58	27,311.58
10-2410-410-00-72-220-13-0000	Office Supplies Marlowe	A	400 Supplies & Materials	6,692.78	6,692.78
10-2410-410-00-72-220-14-0000	Copier Paper & Toner Marlowe	A	400 Supplies & Materials	26,928.00	26,928.00
10-2410-410-00-74-140-13-0000	Office Supplies Mackeben	A	400 Supplies & Materials	1,110.04	1,110.04
10-2410-410-00-74-140-14-0000	Copier Paper & Toner Mackeben	A	400 Supplies & Materials	15,609.67	15,609.67
10-2410-410-00-74-150-13-0000	Office Supplies Conley	A	400 Supplies & Materials	2,000.00	2,000.00
10-2410-410-00-74-150-14-0000	Copier Paper & Toner Conley	A	400 Supplies & Materials	16,000.00	16,000.00
10-2410-410-00-74-210-13-0000	Office Supplies Heineman	A	400 Supplies & Materials	6,200.00	6,200.00
10-2410-410-00-74-210-14-0000	Copier Paper & Toner Heineman	A	400 Supplies & Materials	19,343.08	19,343.08
10-2410-490-00-71-300-13-0000	Office Invent Supplies HS	A	400 Supplies & Materials	10,633.00	10,633.00
10-2410-491-00-74-150-13-0000	Rebate Supplies Conley	A	400 Supplies & Materials	-	-
10-2520-410-00-74-500-14-0000	Supplies Fiscal	A	400 Supplies & Materials	30,000.00	30,000.00
10-2546-490-00-79-600-14-0000	Security Officer Supplies	A	400 Supplies & Materials	119,000.00	119,000.00
10-2550-410-97-79-600-14-0000	All Children Trans Supplies	A	400 Supplies & Materials	1,600.00	1,600.00
10-2560-410-00-71-100-13-0000	Cafe Supplies Leggee	A	400 Supplies & Materials	6,902.84	6,902.84
10-2560-410-00-71-300-13-0000	Cafe Supplies HS	A	400 Supplies & Materials	37,165.51	37,165.51
10-2560-410-00-72-110-13-0000	Cafe Supplies Chesak	A	400 Supplies & Materials	5,309.70	5,309.70
10-2560-410-00-72-120-13-0000	Cafe Supplies Martin	A	400 Supplies & Materials	6,773.94	6,773.94
10-2560-410-00-72-220-13-0000	Cafe Supplies Marlowe	A	400 Supplies & Materials	14,642.41	14,642.41
10-2560-410-00-74-140-13-0000	Cafe Supplies Mackeben	A	400 Supplies & Materials	4,675.11	4,675.11
10-2560-410-00-74-150-13-0000	Cafe Supplies Conley	A	400 Supplies & Materials	5,748.97	5,748.97
10-2560-410-00-74-210-13-0000	Cafe Supplies Heineman	A	400 Supplies & Materials	10,828.57	10,828.57
10-2560-415-00-71-100-13-0000	Cafe Food Leggee	A	400 Supplies & Materials	131,569.57	88,569.57
10-2560-415-00-71-300-13-0000	Cafe Food HS	A	400 Supplies & Materials	514,161.54	345,161.54
10-2560-415-00-72-110-13-0000	Cafe Food Chesak	A	400 Supplies & Materials	132,561.23	89,561.23
10-2560-415-00-72-120-13-0000	Cafe Food Martin	A	400 Supplies & Materials	142,467.07	96,467.07
10-2560-415-00-72-220-13-0000	Cafe Food Marlowe	A	400 Supplies & Materials	237,791.23	159,791.23
10-2560-415-00-74-140-13-0000	Cafe Food Mackeben	A	90 400 Supplies & Materials	87,860.91	59,860.91
10-2560-415-00-74-150-13-0000	Cafe Food Conley	A	400 Supplies & Materials	88,704.70	59,704.70
10-2560-415-00-74-210-13-0000	Cafe Food Heineman	A	400 Supplies & Materials	174,916.27	117,916.27



FY21 Proposed Budget - Expenditure Detail By Account

Presented: September 17, 2020

Account Number	Account Description	Exp Type	Object Type	FY20	FY21
10-2560-415-95-79-600-14-0000	ECE Snacks	A	400 Supplies & Materials	400.00	900.00
10-2560-415-97-79-600-14-0000	All Children Snacks	A	400 Supplies & Materials	9,500.00	8,500.00
10-2560-490-00-71-100-13-0000	Cafe Invent Supplies Leggee	A	400 Supplies & Materials	542.72	542.72
10-2560-490-00-71-300-13-0000	Cafe Invent Supplies HS	A	400 Supplies & Materials	542.72	542.72
10-2560-490-00-72-110-13-0000	Cafe Invent Supplies Chesak	A	400 Supplies & Materials	542.72	542.72
10-2560-490-00-72-120-13-0000	Cafe Invent Supplies Martin	A	400 Supplies & Materials	542.72	542.72
10-2560-490-00-72-220-13-0000	Cafe Invent Supplies Marlowe	A	400 Supplies & Materials	542.72	542.72
10-2560-490-00-74-140-13-0000	Cafe Invent Supplies Mackeben	A	400 Supplies & Materials	542.72	542.72
10-2560-490-00-74-150-13-0000	Cafe Invent Supplies Conley	A	400 Supplies & Materials	542.72	542.72
10-2560-490-00-74-210-13-0000	Cafe Invent Supplies Heineman	A	400 Supplies & Materials	542.72	542.72
10-2561-410-00-79-605-14-0000	Dir Food Service Supplies	A	400 Supplies & Materials	941.30	941.30
10-2630-410-00-74-500-14-0000	Supplies Volunteer Coord	A	400 Supplies & Materials	3,000.00	3,000.00
10-2642-410-00-74-500-14-0000	Supplies Human Res	A	400 Supplies & Materials	9,931.49	9,931.49
10-2642-411-00-74-500-14-0000	HR Employee Recognition	A	400 Supplies & Materials	6,000.00	6,000.00
10-2660-410-00-79-600-14-0000	Supplies Tech	A	400 Supplies & Materials	19,944.96	19,944.96
10-2660-470-00-79-600-14-0000	Software Technology	R	400 Supplies & Materials	200,000.00	200,000.00
10-2660-490-00-79-600-14-0000	Inventoriable Equipment Tech	R	400 Supplies & Materials	1,000,000.00	1,000,000.00
10-2900-410-00-79-600-14-0000	Copier Paper & Toner DO	A	400 Supplies & Materials	10,458.85	10,458.85
10-2560-540-00-72-220-13-0000	Cafe Equipment Marlowe	A	500 Capital Outlay	20,000.00	20,000.00
10-2560-540-00-74-210-13-0000	Cafe Equipment Heineman	A	500 Capital Outlay	20,000.00	20,000.00
10-2114-640-00-74-500-14-0000	Dues & Fees Registration	A	600 Other Objects	522.94	522.94
10-2210-640-92-79-605-14-0000	IDEA Dues and Fees	A	600 Other Objects	6,585.00	5,000.00
10-2310-640-00-74-500-14-0000	Dues & Fees Board	A	600 Other Objects	35,000.00	35,000.00
10-2313-640-00-79-605-14-0000	Treasurers Bond	A	600 Other Objects	25,320.00	25,320.00
10-2321-640-00-74-500-14-0000	Dues & Fees Supt	A	600 Other Objects	3,296.07	3,296.07
10-2323-640-00-74-500-14-0000	Dues & Fees Curr & Inst	A	600 Other Objects	5,000.00	5,000.00
10-2410-640-00-71-100-13-0000	Principal Dues Leggee	A	600 Other Objects	700.00	700.00
10-2410-640-00-71-300-13-0000	Office Dues & Fees HS	A	600 Other Objects	2,000.00	2,000.00
10-2410-640-00-72-110-13-0000	Office Dues & Fees Chesak	A	91 600 Other Objects	498.62	498.62
10-2410-640-00-72-120-13-0000	Office Dues & Fees Martin	A	600 Other Objects	993.15	993.15
10-2410-640-00-74-140-13-0000	Office Dues & Fees Mackeben	A	600 Other Objects	303.22	303.22



FY21 Proposed Budget - Expenditure Detail By Account

Presented: September 17, 2020

Account Number	Account Description	Exp Type	Object Type	FY20	FY21
10-2410-640-00-74-150-13-0000	Office Dues & Fees Conley	A	600 Other Objects	2,000.00	1,200.00
10-2410-640-00-74-210-13-0000	Office Dues & Fees Heineman	A	600 Other Objects	1,300.00	1,300.00
10-2520-640-00-74-500-14-0000	Dues & Fees Fiscal	A	600 Other Objects	4,500.00	4,500.00
10-2560-640-00-71-100-13-0000	Cafe Dues & Fees Leggee	A	600 Other Objects	465.98	465.98
10-2560-640-00-71-300-13-0000	Cafe Dues & Fees HS	A	600 Other Objects	657.85	657.85
10-2560-640-00-72-110-13-0000	Cafe Dues & Fees Chesak	A	600 Other Objects	465.98	465.98
10-2560-640-00-72-120-13-0000	Cafe Dues & Fees Martin	A	600 Other Objects	465.98	465.98
10-2560-640-00-72-220-13-0000	Cafe Dues & Fees Marlowe	A	600 Other Objects	465.98	465.98
10-2560-640-00-74-140-13-0000	Cafe Dues & Fees Mackeben	A	600 Other Objects	465.98	465.98
10-2560-640-00-74-150-13-0000	Cafe Dues & Fees Conley	A	600 Other Objects	465.98	465.98
10-2560-640-00-74-210-13-0000	Cafe Dues & Fees Heineman	A	600 Other Objects	465.98	465.98
10-2561-640-00-79-600-14-0000	Dir Food Service Dues & Fees	A	600 Other Objects	156.89	156.89
10-2642-640-00-74-500-14-0000	Dues & Fees Human Res	A	600 Other Objects	993.15	993.15
10-2660-640-00-79-600-14-0000	Dues & Fees Technology	A	600 Other Objects	1,495.87	1,495.87
10-2150-710-92-79-605-14-0000	IDEA Speech NonCap Eqpt	A	700 Non-Capitalized Equipmen	6,000.00	5,000.00
10-2560-710-00-79-605-14-0000	Foodservice Non-Cap Eqpt	A	700 Non-Capitalized Equipmen	19,446.63	19,446.63
10-3100-110-97-79-605-14-0000	All Children Parent Coord Salary	HEA	100 Salaries	23,000.00	23,000.00
10-3000-390-84-79-605-14-0000	Title III LIPLEPS Comm Svcs PS	A	300 Purchased Services	-	-
10-3100-332-97-79-605-14-0000	All Children Community Travel	A	300 Purchased Services	400.00	400.00
10-3000-410-84-79-605-14-0000	Title III Comm Svcs Supplies	R	400 Supplies & Materials	1,000.00	1,000.00
10-3100-410-97-79-605-24-0000	All Children Parental Supplies	A	400 Supplies & Materials	1,200.00	1,102.00
10-3600-410-82-79-605-14-0000	T Bilingual Community Svrcs	A	400 Supplies & Materials	8,000.00	8,000.00
10-4120-310-92-79-600-14-0000	IDEA Pmts to Other Districts	A	300 Purchased Services	10,000.00	10,000.00
10-4120-670-00-79-605-14-0000	Sp Ed Room & Board	R	600 Other Objects	25,000.00	25,000.00
10-4210-670-00-79-600-14-0000	Reg Ed Out of District	R	600 Other Objects	65,000.00	65,000.00
10-4220-670-00-79-600-14-0000	Sp Ed Private Tuition	R	600 Other Objects	2,115,000.00	2,215,000.00
20-2540-110-00-79-600-14-0000	Assistant Director Salary	ADM	100 Salaries	107,004.20	97,116.00
20-2540-110-00-79-605-14-0000	Director O & M Salary	ADM	100 Salaries	136,510.29	142,000.00
20-2540-113-00-79-605-14-0000	Office O&M Salary	ADM 92	100 Salaries	46,967.67	48,818.00
20-2540-130-00-79-605-14-0000	Office O & M OT	ADM	100 Salaries	-	-
20-2540-140-00-79-600-14-0000	Vacation-Assistant Director	ADM	100 Salaries	962.79	996.49



FY21 Proposed Budget - Expenditure Detail By Account

Presented: September 17, 2020

Account Number	Account Description	Exp Type	Object Type	FY20	FY21
20-2540-140-00-79-605-14-0000	Vacation-Office O&M	ADM	100 Salaries	1,649.66	1,707.40
20-2542-110-00-79-605-14-0000	Custodial Salaries	HSP	100 Salaries	378,110.78	376,000.00
20-2542-120-00-79-605-14-0000	On Call Wages	ADM	100 Salaries	15,579.32	16,124.60
20-2542-122-00-79-605-14-0000	Summer Custodial	HSP	100 Salaries	48,344.40	50,157.32
20-2542-130-00-79-605-14-0000	Custodial Overtime	HSP	100 Salaries	23,368.56	24,244.88
20-2542-140-00-79-605-14-0000	Vacation-Custodial Salaries	HSP	100 Salaries	3,872.94	4,018.18
20-2543-130-00-79-605-14-0000	Athletic Grounds Mtn Overtime	ADM	100 Salaries	7,198.99	2,957.00
20-2544-110-00-79-605-14-0000	Maintenance Salary	ADM	100 Salaries	551,691.33	665,000.00
20-2544-130-00-79-605-14-0000	Overtime-Maintenance	ADM	100 Salaries	35,066.52	36,293.85
20-2544-140-00-79-605-14-0000	Vacation-Maintenance	ADM	100 Salaries	4,181.51	4,327.86
20-2540-212-00-79-605-14-0000	IMRF Employer Paid	IMRF	200 Employee Benefits	6,200.00	6,439.83
20-2540-220-00-79-600-14-0000	O&M of Plant Serv Insurance	I	200 Employee Benefits	213,465.60	224,138.88
20-2540-310-00-79-000-00-0000	Professional & Technical	R	300 Purchased Services	240,000.00	240,000.00
20-2540-323-00-79-000-00-0000	Repairs and Maintenance	A	300 Purchased Services	10,458.86	10,458.86
20-2540-332-00-79-000-00-0000	Travel	A	300 Purchased Services	4,005.00	4,005.00
20-2540-340-00-79-000-00-0000	Telephone - Districtwide	R	300 Purchased Services	225,000.00	225,000.00
20-2540-341-00-79-605-14-0000	Postage	A	300 Purchased Services	140.00	140.00
20-2540-350-00-79-000-00-0000	Newspaper bids	A	300 Purchased Services	-	400.00
20-2540-370-00-79-000-00-0000	Water/Sewer	R	300 Purchased Services	86,942.00	115,000.00
20-2540-381-00-79-500-14-0000	Property Insurance	CLIC	300 Purchased Services	107,233.86	112,595.55
20-2540-382-00-79-600-14-0000	Support Serv-O&M W/C Ins	WC	300 Purchased Services	52,968.43	55,616.85
20-2542-310-00-79-000-00-0000	Custodial Contract Service	R	300 Purchased Services	1,621,296.00	1,830,499.92
20-2542-319-00-79-605-14-0000	Contractual Cust. Replacement	A	300 Purchased Services	-	-
20-2542-320-00-79-605-14-0000	Contractual Overtime	A	300 Purchased Services	42,000.00	73,000.00
20-2542-321-00-79-000-00-0000	Sanitation/Exterminating	A	300 Purchased Services	43,250.00	43,250.00
20-2542-322-00-79-605-14-0000	Snow Removal	R	300 Purchased Services	280,000.00	280,000.00
20-2542-323-00-79-000-00-0000	Repairs & Maint Buildings	R	300 Purchased Services	574,985.00	574,985.00
20-2542-324-00-79-000-00-0000	Fingerprinting/Background Ck	A	300 Purchased Services	-	-
20-2542-325-00-79-000-00-0000	Rentals	A 93	300 Purchased Services	1,104.00	1,104.00
20-2542-329-00-79-000-00-0000	Buildings - Small Projects	R	300 Purchased Services	225,000.00	68,000.00
20-2542-390-00-79-000-00-0000	Other Purchased Service	R	300 Purchased Services	251,335.00	177,273.00



FY21 Proposed Budget - Expenditure Detail By Account

Presented: September 17, 2020

Account Number	Account Description	Exp Type	Object Type	FY20	FY21
20-2543-320-00-79-600-14-0000	Grounds Contract	R	300 Purchased Services	167,422.00	169,200.00
20-2543-323-00-79-000-00-0000	Repairs-Grounds	A	300 Purchased Services	157,289.00	160,063.00
20-2543-329-00-79-000-00-0000	Grounds - Small Projects	A	300 Purchased Services	49,999.85	49,999.85
20-2545-323-00-79-600-14-0000	Vehicle Repairs & Maintenance	A	300 Purchased Services	4,676.00	5,865.00
20-2546-310-00-71-305-00-0000	Resource Officer HS	A	300 Purchased Services	241,000.00	241,000.00
20-2540-410-00-79-000-00-0000	Office Supplies B & G	A	400 Supplies & Materials	4,050.00	4,000.00
20-2540-465-00-79-000-00-0000	Natural Gas	R	400 Supplies & Materials	239,292.00	240,000.00
20-2540-466-00-79-000-00-0000	Electric	R	400 Supplies & Materials	900,000.00	700,000.00
20-2542-410-00-79-000-00-0000	Supplies B & G	R	400 Supplies & Materials	464,838.00	564,838.00
20-2542-490-00-79-000-00-0000	Invent Supplies B & G	R	400 Supplies & Materials	53,710.00	53,325.00
20-2543-410-00-79-000-00-0000	Grounds Supplies	A	400 Supplies & Materials	65,000.00	65,000.00
20-2543-490-00-79-000-00-0000	Grounds Invent supplies	A	400 Supplies & Materials	-	21,000.00
20-2542-520-00-79-000-00-0000	Building projects	CAP	500 Capital Outlay	1,340,441.00	1,616,231.65
20-2543-530-00-79-000-00-0000	Improvements not Buildings	CAP	500 Capital Outlay	1,845,920.00	213,708.00
20-2552-550-00-79-000-00-0000	O&M Vehicles	CAP	500 Capital Outlay	26,160.00	43,000.00
20-2540-640-00-79-000-00-0000	Dues & Fees	A	600 Other Objects	3,366.00	2,613.00
20-5260-620-00-00-000-00-0000	Bond Interest	LTD	600 Other Objects	16,315.00	15,738.09
20-5360-610-00-00-000-00-0000	Bond Principal	LTD	600 Other Objects	150,000.00	149,695.93
30-5220-620-00-00-000-00-0000	Interest on Bonds	LTD	600 Other Objects	8,465,701.00	6,848,270.00
30-5320-610-00-00-000-00-0000	Principal on Bonds	LTD	600 Other Objects	745,000.00	435,000.00
30-5340-610-00-00-000-00-0000	Principal on CABs	LTD	600 Other Objects	1,534,402.00	3,525,630.00
30-5900-690-00-00-000-00-0000	Bond Service Charge	LTD	600 Other Objects	20,000.00	20,000.00
40-2550-110-00-79-405-14-0000	Director Transportation	ADM	100 Salaries	83,241.27	86,154.71
40-2550-113-00-79-405-14-0000	Trans Asst Director	ADM	100 Salaries	62,834.51	65,033.72
40-2550-130-00-79-405-14-0000	Transp Office Overtime	ADM	100 Salaries	-	-
40-2550-140-00-79-405-14-0000	Vacation-Transportation Office	ADM	100 Salaries	1,512.53	1,565.47
40-2552-110-00-79-405-14-0000	Drivers Salary	HSP	100 Salaries	2,287,830.60	2,073,448.25
40-2552-114-00-79-405-14-0000	Field Trip Salary	HSP	100 Salaries	62,338.70	64,676.40
40-2552-115-00-79-405-14-0000	Athletic Trip Salary	HSP 94	100 Salaries	96,007.09	99,607.36
40-2552-116-00-79-405-14-0000	Park District Trip Salary	HSP	100 Salaries	1,293.15	1,341.64
40-2552-120-00-79-405-14-0000	On Call Substitute Salary	HSP	100 Salaries	12,308.56	12,770.13



FY21 Proposed Budget - Expenditure Detail By Account

Presented: September 17, 2020

Account Number	Account Description	Exp Type	Object Type	FY20	FY21
40-2552-125-00-79-405-14-0000	Training	HSP	100 Salaries	5,431.18	5,634.85
40-2552-130-00-79-405-14-0000	Overtime	HSP	100 Salaries	13,455.64	13,960.23
40-2554-110-00-79-405-14-0000	Bus Maintenance Salary	HSP	100 Salaries	165,280.40	171,478.42
40-2554-130-00-79-405-14-0000	Overtime	HSP	100 Salaries	8,698.97	9,025.18
40-2554-140-00-79-405-14-0000	Vacation-Bus Maintenance	HSP	100 Salaries	1,113.39	1,155.14
40-2559-110-00-79-605-14-0000	Bus Aides	HSP	100 Salaries	256,268.42	265,878.49
40-2550-212-00-79-405-14-0000	IMRF Employer Paid	IMRF	200 Employee Benefits	11,500.00	11,944.85
40-2550-220-00-79-600-14-0000	Pupil Transportation Serv Ins	I	200 Employee Benefits	1,451,494.98	1,524,069.73
40-2550-310-00-79-000-00-0000	Prof & Tech Service Trans	A	300 Purchased Services	34,903.68	24,479.56
40-2550-321-00-79-000-00-0000	Bus Sanitation	A	300 Purchased Services	-	-
40-2550-323-00-79-000-00-0000	Repairs and Maintenance	A	300 Purchased Services	104,711.05	73,438.67
40-2550-325-00-79-000-00-0000	Rental Trans	A	300 Purchased Services	31,270.25	21,931.26
40-2550-340-00-79-000-00-0000	Mobile Phones/Radios	A	300 Purchased Services	29,794.46	20,896.22
40-2550-380-00-79-000-00-0000	Vehicle Insurance	CLIC	300 Purchased Services	51,278.05	38,527.56
40-2550-382-00-79-600-14-0000	Support Serv-Trans W/C Ins	WC	300 Purchased Services	273,629.90	205,590.72
40-2552-323-00-79-000-00-0000	Bus Damage Repaires	A	300 Purchased Services	7,580.45	5,316.52
40-2552-325-00-79-000-00-0000	Bus Leases	R	300 Purchased Services	243,831.00	122,297.00
40-2552-331-00-79-000-00-0000	Contracted Transportation	A	300 Purchased Services	40,000.00	28,053.84
40-2552-332-00-79-000-00-0000	Transportation Travel	A	300 Purchased Services	-	-
40-2550-410-00-79-000-00-0000	Office Supplies	A	400 Supplies & Materials	6,275.32	6,275.32
40-2552-464-00-79-000-00-0000	Diesel/Gasoline	R	400 Supplies & Materials	450,000.00	450,000.00
40-2552-490-00-79-000-00-0000	Inventoriable Supplies	A	400 Supplies & Materials	30,000.00	30,000.00
40-2554-410-00-79-000-00-0000	Fleet Supplies	A	400 Supplies & Materials	300,000.00	300,000.00
40-2552-540-00-79-000-00-0000	Bus Purchases	CAP	500 Capital Outlay	1,000,000.00	1,000,000.00
40-2552-640-00-79-000-00-0000	Dues & Fees	A	600 Other Objects	4,944.11	4,944.11
50-1100-214-00-79-600-14-0000	MEDI	FICA	200 Employee Benefits	514.95	530.61
50-1100-214-00-79-605-14-0000	Extra Duty	FICA	200 Employee Benefits	226.41	233.30
50-1101-212-00-79-605-14-0000	Retirement Incentive IMRF	IMRF	200 Employee Benefits	292.89	304.22
50-1101-213-00-79-605-14-0000	Retirement Incentive FICA	FICA 95	200 Employee Benefits	197.83	205.48
50-1101-214-00-79-605-14-0000	Retirement Incentive Medicare	FICA	200 Employee Benefits	15,362.65	15,829.93
50-1110-212-00-72-115-13-0000	Aide IMRF Chesak	IMRF	200 Employee Benefits	3,772.03	3,917.94



FY21 Proposed Budget - Expenditure Detail By Account

Presented: September 17, 2020

Account Number	Account Description	Exp Type	Object Type	FY20	FY21
50-1110-213-00-72-115-13-0000	Aide FICA Chesak	FICA	200 Employee Benefits	2,547.77	2,646.33
50-1110-213-00-74-150-14-0000	Aide Salary Conley FICA	FICA	200 Employee Benefits	-	-
50-1110-214-00-71-105-00-0000	Kinderg Teacher Leggee	FICA	200 Employee Benefits	8,019.56	8,263.49
50-1110-214-00-71-105-01-0000	1st Grade Teacher Leggee	FICA	200 Employee Benefits	7,947.78	8,189.53
50-1110-214-00-71-105-02-0000	2nd Grade Teacher Leggee	FICA	200 Employee Benefits	7,801.43	8,038.73
50-1110-214-00-71-105-03-0000	3rd Grade Teacher Leggee	FICA	200 Employee Benefits	6,455.40	6,651.75
50-1110-214-00-71-105-04-0000	4th Grade Teacher Leggee	FICA	200 Employee Benefits	6,099.22	6,284.74
50-1110-214-00-71-105-05-0000	5th Grade Teacher Leggee	FICA	200 Employee Benefits	5,124.57	5,280.44
50-1110-214-00-71-105-13-0000	Medicare Leggee	FICA	200 Employee Benefits	-	-
50-1110-214-00-72-115-00-0000	Kinderg Teacher Chesak	FICA	200 Employee Benefits	16,737.68	17,246.79
50-1110-214-00-72-115-01-0000	1st Grade Teacher Chesak	FICA	200 Employee Benefits	15,905.20	16,388.99
50-1110-214-00-72-115-02-0000	2nd Grade Teacher Chesak	FICA	200 Employee Benefits	14,236.12	14,669.14
50-1110-214-00-72-115-13-0000	Medicare Chesak	FICA	200 Employee Benefits	615.72	634.45
50-1110-214-00-72-125-03-0000	3rd Grade Teacher Martin	FICA	200 Employee Benefits	13,082.00	13,479.91
50-1110-214-00-72-125-04-0000	4th Grade Teacher Martin	FICA	200 Employee Benefits	14,421.12	14,859.77
50-1110-214-00-72-125-05-0000	5th Grade Teacher Martin	FICA	200 Employee Benefits	12,765.85	13,154.15
50-1110-214-00-72-125-13-0000	Medicare Martin	FICA	200 Employee Benefits	-	-
50-1110-214-00-74-145-00-0000	Kndr Teach Mackeben Medicare	FICA	200 Employee Benefits	11,168.57	11,508.28
50-1110-214-00-74-145-01-0000	1st Grade Teacher Mackeben	FICA	200 Employee Benefits	11,441.92	11,789.95
50-1110-214-00-74-145-02-0000	2nd Grade Teacher Mackeben	FICA	200 Employee Benefits	9,644.46	9,937.81
50-1110-214-00-74-155-03-0000	3rd Gr Teach Conley Medicare	FICA	200 Employee Benefits	8,531.73	8,791.24
50-1110-214-00-74-155-04-0000	4th Grade Teacher Conley	FICA	200 Employee Benefits	9,250.99	9,532.38
50-1110-214-00-74-155-05-0000	5th Grade Teacher Conley	FICA	200 Employee Benefits	8,488.95	8,747.16
50-1110-214-02-71-105-13-0000	Art Teacher Leggee	FICA	200 Employee Benefits	1,543.44	1,590.39
50-1110-214-02-72-115-13-0000	Art Teacher Chesak	FICA	200 Employee Benefits	1,965.88	2,025.68
50-1110-214-02-72-125-13-0000	Art Teacher Martin	FICA	200 Employee Benefits	2,247.53	2,315.89
50-1110-214-02-74-145-13-0000	Art Teacher Mackeben	FICA	200 Employee Benefits	1,133.44	1,167.92
50-1110-214-02-74-155-13-0000	Art Teacher Conley	FICA	200 Employee Benefits	1,206.59	1,243.29
50-1110-214-05-71-105-13-0000	Reading Teacher Leggee	FICA 96	200 Employee Benefits	2,868.76	2,956.02
50-1110-214-05-72-115-13-0000	Reading Teacher Chesak	FICA	200 Employee Benefits	4,805.65	4,951.82
50-1110-214-05-72-125-13-0000	Reading Teacher Martin	FICA	200 Employee Benefits	3,881.30	3,999.36



FY21 Proposed Budget - Expenditure Detail By Account

Presented: September 17, 2020

Account Number	Account Description	Exp Type	Object Type	FY20	FY21
50-1110-214-05-74-145-13-0000	Reading Teacher Mackeben	FICA	200 Employee Benefits	3,280.68	3,380.47
50-1110-214-05-74-155-13-0000	Reading Teacher Conley	FICA	200 Employee Benefits	3,117.61	3,212.44
50-1110-214-12-71-105-13-0000	Music Teacher Leggee	FICA	200 Employee Benefits	2,556.76	2,634.53
50-1110-214-12-72-115-13-0000	Music Teacher Chesak	FICA	200 Employee Benefits	3,099.32	3,193.59
50-1110-214-12-72-125-13-0000	Music Teacher Martin	FICA	200 Employee Benefits	3,738.50	3,852.21
50-1110-214-12-74-145-13-0000	Music Teacher Mackeben	FICA	200 Employee Benefits	2,121.89	2,186.43
50-1110-214-12-74-155-13-0000	Music Teacher Conley	FICA	200 Employee Benefits	1,497.89	1,543.45
50-1110-214-50-71-105-13-0000	PE Teacher Leggee	FICA	200 Employee Benefits	4,129.20	4,254.80
50-1110-214-50-72-115-13-0000	PE Teacher Chesak	FICA	200 Employee Benefits	4,932.67	5,082.71
50-1110-214-50-72-125-13-0000	PE Teacher Martin	FICA	200 Employee Benefits	6,528.58	6,727.16
50-1110-214-50-74-145-13-0000	PE Teacher Mackeben	FICA	200 Employee Benefits	2,972.30	3,062.71
50-1110-214-50-74-155-13-0000	PE Teacher Conley	FICA	200 Employee Benefits	2,937.78	3,027.14
50-1110-214-61-71-100-03-0000	Keyboarding Medicare Leggee	FICA	200 Employee Benefits	531.50	547.67
50-1110-214-61-72-120-03-0000	Keyboarding Medicare Martin	FICA	200 Employee Benefits	1,372.26	1,414.00
50-1110-214-61-74-150-03-0000	Keyboarding 3rd Grade Conley	FICA	200 Employee Benefits	531.50	547.67
50-1120-212-00-72-225-13-0000	Aide Salary Marlowe	IMRF	200 Employee Benefits	-	-
50-1120-212-00-74-215-13-0000	Aide Salary Heineman IMRF	IMRF	200 Employee Benefits	-	-
50-1120-213-00-72-225-13-0000	Aide Salary Marlowe	FICA	200 Employee Benefits	-	-
50-1120-213-00-74-215-13-0000	Aide Salary Heineman FICA	FICA	200 Employee Benefits	-	-
50-1120-214-00-72-215-13-0000	Foods Teacher Heineman	FICA	200 Employee Benefits	1,047.84	1,079.71
50-1120-214-00-72-225-13-0000	Foods Teacher Marlowe	FICA	200 Employee Benefits	782.77	806.58
50-1120-214-00-74-215-13-0000	Aide Salary Heineman Medicare	FICA	200 Employee Benefits	-	-
50-1120-214-02-72-225-13-0000	Art Teacher Marlowe	FICA	200 Employee Benefits	1,838.88	1,894.81
50-1120-214-02-74-215-13-0000	Art Teacher Heineman	FICA	200 Employee Benefits	908.39	936.02
50-1120-214-05-72-225-06-0000	English Teacher 6th Marlowe	FICA	200 Employee Benefits	7,482.52	7,710.12
50-1120-214-05-72-225-07-0000	English Teacher 7th Marlowe	FICA	200 Employee Benefits	5,883.86	6,062.83
50-1120-214-05-72-225-08-0000	English Teacher 8th Marlowe	FICA	200 Employee Benefits	6,977.24	7,189.47
50-1120-214-05-74-215-06-0000	English Teacher 6th Heineman	FICA	200 Employee Benefits	5,751.32	5,926.26
50-1120-214-05-74-215-07-0000	English Teacher 7th Heineman	FICA 97	200 Employee Benefits	5,261.24	5,421.27
50-1120-214-05-74-215-08-0000	English Teacher 8th Heineman	FICA	200 Employee Benefits	3,411.31	3,515.07
50-1120-214-06-72-225-13-0000	Foreign Lang Teacher Marlowe	FICA	200 Employee Benefits	1,923.09	1,981.58



FY21 Proposed Budget - Expenditure Detail By Account

Presented: September 17, 2020

Account Number	Account Description	Exp Type	Object Type	FY20	FY21
50-1120-214-06-74-215-13-0000	Foreign Lang Teacher Heineman	FICA	200 Employee Benefits	1,209.35	1,246.13
50-1120-214-11-72-225-06-0000	Math Teacher 6th Marlowe	FICA	200 Employee Benefits	3,698.46	3,810.96
50-1120-214-11-72-225-07-0000	Math Teacher 7th Marlowe	FICA	200 Employee Benefits	3,129.68	3,224.88
50-1120-214-11-72-225-08-0000	Math Teacher 8th Marlowe	FICA	200 Employee Benefits	4,316.95	4,448.26
50-1120-214-11-74-215-06-0000	Math Teacher 6th Heineman	FICA	200 Employee Benefits	2,353.83	2,425.43
50-1120-214-11-74-215-07-0000	Math Teacher 7th Heineman	FICA	200 Employee Benefits	2,280.65	2,350.02
50-1120-214-11-74-215-08-0000	Math Teacher 8th Heineman	FICA	200 Employee Benefits	2,578.85	2,657.29
50-1120-214-12-72-225-13-0000	Music Teacher Marlowe	FICA	200 Employee Benefits	4,659.33	4,801.05
50-1120-214-12-74-215-13-0000	Music Teacher Heineman	FICA	200 Employee Benefits	2,912.94	3,001.54
50-1120-214-13-72-225-06-0000	Science Teacher 6th Marlowe	FICA	200 Employee Benefits	4,083.64	4,207.85
50-1120-214-13-72-225-07-0000	Science Teacher 7th Marlowe	FICA	200 Employee Benefits	3,822.72	3,939.00
50-1120-214-13-72-225-08-0000	Science Teacher 8th Marlowe	FICA	200 Employee Benefits	1,816.79	1,872.05
50-1120-214-13-74-215-06-0000	Science 6th Heineman	FICA	200 Employee Benefits	2,588.52	2,667.25
50-1120-214-13-74-215-07-0000	Science 7th Heineman	FICA	200 Employee Benefits	2,312.41	2,382.75
50-1120-214-13-74-215-08-0000	Science 8th Heineman	FICA	200 Employee Benefits	2,057.00	2,119.57
50-1120-214-15-72-225-06-0000	Soc Stud Teacher 6th Marlowe	FICA	200 Employee Benefits	4,035.32	4,158.06
50-1120-214-15-72-225-07-0000	Soc Stud Teacher 7th Marlowe	FICA	200 Employee Benefits	2,660.31	2,741.23
50-1120-214-15-72-225-08-0000	Soc Stud Teacher 8th Marlowe	FICA	200 Employee Benefits	3,035.81	3,128.15
50-1120-214-15-74-215-06-0000	Soc Studies 6th Heineman	FICA	200 Employee Benefits	2,134.31	2,199.23
50-1120-214-15-74-215-07-0000	Soc Studies 7th Heineman	FICA	200 Employee Benefits	1,910.68	1,968.80
50-1120-214-15-74-215-08-0000	Soc Studies 8th Heineman	FICA	200 Employee Benefits	1,978.33	2,038.50
50-1120-214-50-72-225-13-0000	PE Teacher Marlowe	FICA	200 Employee Benefits	7,387.27	7,611.97
50-1120-214-50-74-215-13-0000	PE Teacher Heineman	FICA	200 Employee Benefits	4,256.22	4,385.68
50-1120-214-61-72-225-13-0000	Computer Teacher Marlowe	FICA	200 Employee Benefits	2,513.97	2,590.44
50-1120-214-61-74-215-13-0000	Computer Teacher Heineman	FICA	200 Employee Benefits	2,142.60	2,207.77
50-1125-212-00-79-600-14-0000	Preschool Aide	IMRF	200 Employee Benefits	35,466.24	36,838.18
50-1125-212-90-79-600-14-0000	Parent Tot Coordinator	IMRF	200 Employee Benefits	2,164.91	2,248.66
50-1125-213-00-79-600-14-0000	Preschool Aide	FICA	200 Employee Benefits	28,122.97	29,210.85
50-1125-213-90-79-600-14-0000	Parent Tot Coordinator	FICA 98	200 Employee Benefits	1,462.36	1,518.93
50-1125-214-00-79-600-14-0000	Preschool Aide	FICA	200 Employee Benefits	17,267.79	17,793.02
50-1125-214-90-79-600-14-0000	Parent Tot Coordinator	FICA	200 Employee Benefits	353.42	364.17



FY21 Proposed Budget - Expenditure Detail By Account

Presented: September 17, 2020

Account Number	Account Description	Exp Type	Object Type	FY20	FY21
50-1130-212-00-71-305-13-0000	Aide Salary HS	IMRF	200 Employee Benefits	8,786.97	9,126.88
50-1130-213-00-71-305-13-0000	Aide Salary HS	FICA	200 Employee Benefits	5,933.64	6,163.17
50-1130-214-00-71-305-13-0000	Team Leaders HS	FICA	200 Employee Benefits	1,947.95	2,007.20
50-1130-214-02-71-305-13-0000	Art Teacher HS	FICA	200 Employee Benefits	5,208.77	5,367.20
50-1130-214-05-71-305-13-0000	English/LA Teacher HS	FICA	200 Employee Benefits	20,959.36	21,596.88
50-1130-214-05-71-305-23-0000	Reading Specialist HS	FICA	200 Employee Benefits	1,456.47	1,500.77
50-1130-214-06-71-305-13-0000	Foreign Lang Teacher HS	FICA	200 Employee Benefits	10,718.51	11,044.53
50-1130-214-11-71-305-13-0000	Math Teacher HS	FICA	200 Employee Benefits	19,954.32	20,561.27
50-1130-214-12-71-305-13-0000	Music Teacher HS	FICA	200 Employee Benefits	2,414.57	2,488.01
50-1130-214-13-71-305-13-0000	Science Teacher HS	FICA	200 Employee Benefits	14,857.37	15,309.29
50-1130-214-15-71-305-13-0000	Soc Studies Teacher HS	FICA	200 Employee Benefits	14,810.43	15,260.92
50-1130-214-50-71-305-13-0000	PE Teacher HS	FICA	200 Employee Benefits	12,997.78	13,393.13
50-1130-214-61-71-305-13-0000	Computer Teacher HS	FICA	200 Employee Benefits	2,436.65	2,510.77
50-1200-212-00-71-105-13-0000	Spec Ed Aide Leggee	IMRF	200 Employee Benefits	48,050.72	49,909.46
50-1200-212-00-71-305-13-0000	Spec Ed Aide HS	IMRF	200 Employee Benefits	21,880.83	22,727.25
50-1200-212-00-72-115-13-0000	Spec Ed Aide Chesak	IMRF	200 Employee Benefits	27,878.88	28,957.32
50-1200-212-00-72-125-13-0000	Spec Ed Aide Martin	IMRF	200 Employee Benefits	33,827.29	35,135.83
50-1200-212-00-72-225-13-0000	Sp Ed Aide Marlowe	IMRF	200 Employee Benefits	15,472.72	16,071.25
50-1200-212-00-74-145-13-0000	Sp Ed Aide Mackeben	IMRF	200 Employee Benefits	11,033.38	11,460.18
50-1200-212-00-74-155-13-0000	Sp Ed Aide Conley	IMRF	200 Employee Benefits	19,885.29	20,654.51
50-1200-212-00-74-215-13-0000	Sp Ed Aide Heineman	IMRF	200 Employee Benefits	25,454.20	26,438.84
50-1200-212-00-79-505-14-0000	Sp Ed Office Salary	IMRF	200 Employee Benefits	9,344.75	9,706.23
50-1200-213-00-71-105-13-0000	Spec Ed Aide Leggee	FICA	200 Employee Benefits	32,436.53	33,691.27
50-1200-213-00-71-305-13-0000	Spec Ed Aide HS	FICA	200 Employee Benefits	14,770.60	15,341.97
50-1200-213-00-72-115-13-0000	Spec Ed Aide Chesak	FICA	200 Employee Benefits	18,818.15	19,546.09
50-1200-213-00-72-125-13-0000	Spec Ed Aide Martin	FICA	200 Employee Benefits	22,832.28	23,715.50
50-1200-213-00-72-225-13-0000	Sp Ed Aide Marlowe	FICA	200 Employee Benefits	10,442.35	10,846.29
50-1200-213-00-74-145-13-0000	Sp Ed Aide Mackeben	FICA	200 Employee Benefits	7,448.13	7,736.25
50-1200-213-00-74-155-13-0000	Sp Ed Aide Conley	FICA 99	200 Employee Benefits	13,421.86	13,941.06
50-1200-213-00-74-215-13-0000	Sp Ed Aide Heineman	FICA	200 Employee Benefits	17,182.03	17,846.68
50-1200-213-00-79-505-14-0000	Sp Ed Office Salary	FICA	200 Employee Benefits	6,307.92	6,551.93



FY21 Proposed Budget - Expenditure Detail By Account

Presented: September 17, 2020

Account Number	Account Description	Exp Type	Object Type	FY20	FY21
50-1200-214-00-71-105-13-0000	Sp Ed Teacher Leggee	FICA	200 Employee Benefits	17,977.39	18,524.21
50-1200-214-00-71-305-13-0000	Sp Ed Teacher HS	FICA	200 Employee Benefits	17,450.03	17,980.81
50-1200-214-00-72-115-13-0000	Sp Ed Teacher Chesak	FICA	200 Employee Benefits	11,296.96	11,640.58
50-1200-214-00-72-125-13-0000	Sp Ed Teacher Martin	FICA	200 Employee Benefits	16,400.82	16,899.68
50-1200-214-00-72-225-13-0000	Sp Ed Teacher Marlowe	FICA	200 Employee Benefits	15,640.13	16,115.85
50-1200-214-00-74-145-13-0000	Sp Ed Teacher Mackeben	FICA	200 Employee Benefits	4,902.29	5,051.40
50-1200-214-00-74-155-13-0000	Sp Ed Teacher Conley	FICA	200 Employee Benefits	10,630.16	10,953.50
50-1200-214-00-74-215-13-0000	Sp Ed Teacher Heineman	FICA	200 Employee Benefits	15,566.97	16,040.47
50-1200-214-00-79-505-14-0000	Director Special Ed	FICA	200 Employee Benefits	3,224.94	3,323.03
50-1200-214-00-79-600-14-0000	Sp Ed Extra Duty	FICA	200 Employee Benefits	1,779.52	1,833.65
50-1200-214-00-79-605-14-0000	Sp Ed Aides Salary District	FICA	200 Employee Benefits	1,381.92	1,423.95
50-1400-214-03-71-305-13-0000	Business Teacher HS	FICA	200 Employee Benefits	2,669.96	2,751.17
50-1400-214-09-71-305-13-0000	Home Ec Teacher HS	FICA	200 Employee Benefits	1,961.75	2,021.42
50-1400-214-10-71-305-13-0000	Industrial Arts Teacher HS	FICA	200 Employee Benefits	1,935.51	1,994.38
50-1501-214-30-71-305-13-0000	Academis Team Sponsor HS	FICA	200 Employee Benefits	38.66	39.84
50-1501-214-30-72-225-13-0000	Academic Team Sponsor Marlowe	FICA	200 Employee Benefits	70.41	72.55
50-1501-214-30-74-215-13-0000	Academic Team Sponsor Heineman	FICA	200 Employee Benefits	64.88	66.85
50-1502-214-30-74-215-13-0000	Art Club	FICA	200 Employee Benefits	15.19	15.65
50-1503-213-30-71-305-13-0000	Band Social Security	FICA	200 Employee Benefits	-	-
50-1503-214-30-71-305-13-0000	Band Sponsor HS	FICA	200 Employee Benefits	62.12	64.01
50-1503-214-30-72-225-13-0000	Band Sponsor Marlowe	FICA	200 Employee Benefits	84.22	86.78
50-1503-214-30-74-215-13-0000	Band Sponsor Heineman	FICA	200 Employee Benefits	46.94	48.37
50-1504-214-30-71-305-15-0000	Baseball Coach HS	FICA	200 Employee Benefits	96.64	99.58
50-1505-213-30-71-305-15-0000	Basketball Boys Coach HS	FICA	200 Employee Benefits	596.17	619.23
50-1505-213-30-71-305-16-0000	Basketball Girls Coach HS	FICA	200 Employee Benefits	331.50	344.32
50-1505-214-30-71-305-15-0000	Basketball Boys Coach HS	FICA	200 Employee Benefits	419.68	432.45
50-1505-214-30-71-305-16-0000	Basketball Girls Coach HS	FICA	200 Employee Benefits	416.93	429.61
50-1505-214-30-72-225-15-0000	Basketball Boys Coach Marlowe	FICA	200 Employee Benefits	175.34	180.67
50-1505-214-30-72-225-16-0000	Basketball Girls Coach Marlowe	FICA	100 200 Employee Benefits	227.78	234.71
50-1505-214-30-74-215-15-0000	Basketball Boys Coach Heineman	FICA	200 Employee Benefits	231.93	238.98
50-1505-214-30-74-215-16-0000	Basketball Gls Coach Heineman	FICA	200 Employee Benefits	227.78	234.71



FY21 Proposed Budget - Expenditure Detail By Account

Presented: September 17, 2020

Account Number	Account Description	Exp Type	Object Type	FY20	FY21
50-1506-213-30-71-305-13-0000	Cheer Coach HS	FICA	200 Employee Benefits	-	-
50-1506-214-30-71-305-13-0000	Cheerleading Sponsor HS	FICA	200 Employee Benefits	164.29	169.29
50-1506-214-30-72-225-13-0000	Cheer Sponsor Marlowe	FICA	200 Employee Benefits	49.70	51.21
50-1506-214-30-74-215-13-0000	Cheer Sponsor Heineman	FICA	200 Employee Benefits	51.07	52.62
50-1507-214-30-71-305-13-0000	Chorus Sponsor HS	FICA	200 Employee Benefits	46.94	48.37
50-1507-214-30-72-225-13-0000	Chorus Sponsor Marlowe	FICA	200 Employee Benefits	23.47	24.18
50-1507-214-30-74-215-13-0000	Chorus Sponsor Heineman	FICA	200 Employee Benefits	88.35	91.04
50-1508-214-30-71-305-13-0000	Color Guard Coach HS	FICA	200 Employee Benefits	19.32	19.91
50-1510-214-30-71-300-13-0000	Community Service Club	FICA	200 Employee Benefits	20.70	21.33
50-1511-214-30-71-305-15-0000	Cross Ctry Boys Coach HS	FICA	200 Employee Benefits	60.74	62.59
50-1511-214-30-71-305-16-0000	Cross Ctry Girls Coach HS	FICA	200 Employee Benefits	60.74	62.59
50-1511-214-30-72-225-13-0000	Cross Ctry Coach Marlowe	FICA	200 Employee Benefits	69.03	71.13
50-1511-214-30-74-215-13-0000	Cross Ctry Coach Heineman	FICA	200 Employee Benefits	71.79	73.97
50-1512-213-30-71-300-13-0000	Dance Club FICA	FICA	200 Employee Benefits	-	-
50-1512-214-30-71-300-13-0000	Dance Club	FICA	200 Employee Benefits	15.19	15.65
50-1513-214-30-71-305-13-0000	FFA Sponsor HS	FICA	200 Employee Benefits	31.76	32.73
50-1514-213-30-71-305-15-0000	Football Coach HS	FICA	200 Employee Benefits	645.63	670.60
50-1514-214-30-71-305-15-0000	Football Coach HS	FICA	200 Employee Benefits	909.77	937.44
50-1515-214-30-71-305-15-0000	Golf Boys Coach HS	FICA	200 Employee Benefits	178.09	183.51
50-1516-214-30-71-105-13-0000	Literary Club Leggee	FICA	200 Employee Benefits	20.70	21.33
50-1516-214-30-72-115-13-0000	Literary Club Chesak	FICA	200 Employee Benefits	45.56	46.95
50-1516-214-30-72-125-13-0000	Literary Club Martin	FICA	200 Employee Benefits	44.18	45.52
50-1516-214-30-72-225-13-0000	Literary Club Sponsor Marlowe	FICA	200 Employee Benefits	22.07	22.74
50-1516-214-30-74-145-14-0000	Literary Club Mackeben	FICA	200 Employee Benefits	23.47	24.18
50-1516-214-30-74-155-13-0000	Literary Club Conley	FICA	200 Employee Benefits	20.70	21.33
50-1516-214-30-74-215-13-0000	Literary Club Sponsor Heineman	FICA	200 Employee Benefits	20.70	21.33
50-1517-214-30-71-305-13-0000	Math Team Sponsor HS	FICA	200 Employee Benefits	31.76	32.73
50-1518-214-30-71-305-13-0000	Multicultural Club Sponsor HS	FICA	200 Employee Benefits	15.19	15.65
50-1519-214-30-71-305-13-0000	NHS Coach HS	FICA 101	200 Employee Benefits	15.19	15.65
50-1520-214-30-71-305-13-0000	Newspaper Sponsor HS	FICA	200 Employee Benefits	17.94	18.49
50-1521-214-30-71-305-13-0000	Pom Pons Sponsor HS	FICA	200 Employee Benefits	99.40	102.42



FY21 Proposed Budget - Expenditure Detail By Account

Presented: September 17, 2020

Account Number	Account Description	Exp Type	Object Type	FY20	FY21
50-1522-214-30-72-225-13-0000	Science Club Sponsor Marlowe	FICA	200 Employee Benefits	20.70	21.33
50-1522-214-30-74-215-13-0000	Science Club Sponsor Heineman	FICA	200 Employee Benefits	23.47	24.18
50-1525-214-30-71-305-15-0000	Soccer Boys Coach HS	FICA	200 Employee Benefits	157.38	162.17
50-1525-214-30-71-305-16-0000	Soccer Girls Coach HS	FICA	200 Employee Benefits	160.14	165.01
50-1526-214-30-71-305-16-0000	Softball Girls Coach HS	FICA	200 Employee Benefits	225.02	231.86
50-1527-214-30-72-225-13-0000	Spanish Club Sponsor Marlowe	FICA	200 Employee Benefits	8.29	8.54
50-1527-214-30-74-215-13-0000	Spanish Club Sponsor Heineman	FICA	200 Employee Benefits	6.90	7.11
50-1528-213-30-71-305-13-0000	HHS Speech Club FICA	FICA	200 Employee Benefits	-	-
50-1528-214-30-71-305-13-0000	Speech Club Sponsor HS	FICA	200 Employee Benefits	125.63	129.45
50-1529-214-30-71-305-13-0000	Student Council Sponsor HS	FICA	200 Employee Benefits	24.85	25.61
50-1529-214-30-72-225-13-0000	Student Cncil Sponsor Marlowe	FICA	200 Employee Benefits	42.80	44.10
50-1529-214-30-74-215-13-0000	Student Council Spons Heineman	FICA	200 Employee Benefits	46.94	48.37
50-1530-214-30-71-305-15-0000	Tennis Boys Coach HS	FICA	200 Employee Benefits	111.83	115.23
50-1530-214-30-71-305-16-0000	Tennis Girls Coach HS	FICA	200 Employee Benefits	111.83	115.23
50-1531-214-30-74-215-13-0000	Theater Club Sponsor Heineman	FICA	200 Employee Benefits	49.70	51.21
50-1532-213-30-71-305-16-0000	Girls Track Coach HS	FICA	200 Employee Benefits	-	-
50-1532-214-30-71-305-15-0000	Track Boys Coach HS	FICA	200 Employee Benefits	299.58	308.69
50-1532-214-30-71-305-16-0000	Track Girls Coach HS	FICA	200 Employee Benefits	225.02	231.86
50-1532-214-30-72-225-13-0000	Track Coach Marlowe	FICA	200 Employee Benefits	102.16	105.27
50-1532-214-30-74-215-13-0000	Track Coach Heineman	FICA	200 Employee Benefits	143.58	147.95
50-1533-214-30-71-305-13-0000	VICA Sponsor HS	FICA	200 Employee Benefits	20.70	21.33
50-1534-213-30-71-305-16-0000	Volleyball Girls Coach HS	FICA	200 Employee Benefits	-	-
50-1534-214-30-71-305-16-0000	Volleyball Girls Coach HS	FICA	200 Employee Benefits	334.08	344.24
50-1534-214-30-72-225-16-0000	Volleyball Coach Marlowe	FICA	200 Employee Benefits	176.71	182.08
50-1534-214-30-74-215-13-0000	Medicare	FICA	200 Employee Benefits	129.77	133.72
50-1534-214-30-74-215-16-0000	Volleyball Coach Heineman	FICA	200 Employee Benefits	52.46	54.06
50-1535-213-30-71-305-15-0000	Wrestling Coach HS	FICA	200 Employee Benefits	663.01	688.66
50-1535-214-30-71-305-15-0000	Wrestling Boys Coach HS	FICA	200 Employee Benefits	190.51	196.30
50-1535-214-30-72-225-15-0000	Wrestling Coach Marlowe	FICA 102	200 Employee Benefits	161.53	166.44
50-1535-214-30-74-215-15-0000	Medicare	FICA	200 Employee Benefits	157.38	162.17
50-1536-214-30-72-225-13-0000	WYSE Marlowe	FICA	200 Employee Benefits	6.90	7.11



FY21 Proposed Budget - Expenditure Detail By Account

Presented: September 17, 2020

Account Number	Account Description	Exp Type	Object Type	FY20	FY21
50-1536-214-30-74-215-13-0000	WYSE Heineman	FICA	200 Employee Benefits	8.29	8.54
50-1537-214-30-71-305-13-0000	Yearbook Sponsor HS	FICA	200 Employee Benefits	55.22	56.90
50-1537-214-30-72-225-13-0000	Yearbook Sponsor Marlowe	FICA	200 Employee Benefits	16.57	17.07
50-1537-214-30-74-215-13-0000	Yearbook Sponsor Heineman	FICA	200 Employee Benefits	16.57	17.07
50-1540-214-30-71-305-13-0000	Class Sponsors HS	FICA	200 Employee Benefits	75.94	78.25
50-1540-214-30-72-225-14-0000	Team Leaders Marlowe	FICA	200 Employee Benefits	728.91	751.08
50-1540-214-30-74-215-14-0000	Team Leaders Heineman	FICA	200 Employee Benefits	535.65	551.94
50-1541-214-30-72-225-13-0000	Beta Club Sponsor Marlowe	FICA	200 Employee Benefits	12.42	12.80
50-1541-214-30-74-215-13-0000	Beta Club Sponsor Heineman	FICA	200 Employee Benefits	46.94	48.37
50-1542-214-30-71-305-14-0000	Head Play Director	FICA	200 Employee Benefits	49.70	51.21
50-1542-214-30-72-220-14-0000	Play Director Marlowe	FICA	200 Employee Benefits	60.74	62.59
50-1542-214-30-74-210-14-0000	Plays	FICA	200 Employee Benefits	40.04	41.26
50-1543-214-00-71-305-13-0000	Activities Director HS	FICA	200 Employee Benefits	1,938.28	1,997.24
50-1544-214-00-72-225-13-0000	Homework Club Marlowe	FICA	200 Employee Benefits	372.75	384.09
50-1544-214-00-74-215-13-0000	Homework Club Heineman	FICA	200 Employee Benefits	248.50	256.06
50-1545-213-30-71-300-14-0000	Musical Director High School	FICA	200 Employee Benefits	560.07	581.74
50-1545-214-30-71-300-14-0000	Musical Director High School	FICA	200 Employee Benefits	256.78	264.59
50-1545-214-30-72-220-14-0000	Music Director	FICA	200 Employee Benefits	93.87	96.73
50-1545-214-30-74-210-14-0000	Music Director	FICA	200 Employee Benefits	55.22	56.90
50-1547-214-30-71-300-13-0000	Bowling-Girls	FICA	200 Employee Benefits	46.94	48.37
50-1547-214-30-74-215-13-0000	Bowling-Girls	FICA	200 Employee Benefits	16.57	17.07
50-1556-213-30-71-305-15-0000	Lacrosse SS	FICA	200 Employee Benefits	-	-
50-1557-214-00-79-600-14-0000	Rtl Facilitator Medicare	FICA	200 Employee Benefits	-	-
50-1598-214-00-79-600-14-0000	Atwood Salaries	FICA	200 Employee Benefits	349.29	359.91
50-1599-212-00-79-600-14-0000	IMRF	IMRF	200 Employee Benefits	106,000.00	110,100.39
50-1599-214-00-79-600-14-0000	Summer Camp Salaries	FICA	200 Employee Benefits	926.34	954.52
50-1600-212-00-79-605-14-0000	Summer School Salary	IMRF	200 Employee Benefits	-	-
50-1600-213-00-79-605-14-0000	Summer School Salary	FICA	200 Employee Benefits	-	-
50-1600-214-00-79-605-14-0000	Summer School Salary	FICA 103	200 Employee Benefits	4,108.49	4,233.46
50-1650-214-00-79-605-14-0000	Gifted Salary	FICA	200 Employee Benefits	2,262.70	2,331.52
50-1700-214-21-71-300-13-0000	Drivers Ed Teacher HS	FICA	200 Employee Benefits	1,757.44	1,810.90



FY21 Proposed Budget - Expenditure Detail By Account

Presented: September 17, 2020

Account Number	Account Description	Exp Type	Object Type	FY20	FY21
50-1800-214-00-79-600-14-0000	MEDI	FICA	200 Employee Benefits	51.07	52.62
50-1800-214-00-79-605-14-0000	TPI Salary	FICA	200 Employee Benefits	10,293.31	10,606.40
50-2113-214-00-79-605-14-0000	Social Worker Salary	FICA	200 Employee Benefits	15,512.95	15,984.81
50-2114-212-00-79-505-14-0000	Registration Salaries	IMRF	200 Employee Benefits	9,151.13	9,505.12
50-2114-213-00-79-505-14-0000	Registration Salaries	FICA	200 Employee Benefits	6,176.57	6,415.50
50-2114-214-00-79-505-14-0000	Registration Salaries	FICA	200 Employee Benefits	1,491.69	1,537.06
50-2121-214-00-71-305-13-0000	Guidance HS	FICA	200 Employee Benefits	6,928.98	7,139.74
50-2121-214-00-72-225-13-0000	Guidance Marlowe	FICA	200 Employee Benefits	2,598.18	2,677.21
50-2121-214-00-74-215-13-0000	Guidance Heineman	FICA	200 Employee Benefits	2,712.52	2,795.03
50-2130-214-00-79-605-14-0000	Director of Health	FICA	200 Employee Benefits	1,292.97	1,332.30
50-2134-212-00-79-605-14-0000	Health Salary	IMRF	200 Employee Benefits	24,244.40	25,182.25
50-2134-213-00-79-605-14-0000	Health Salary	FICA	200 Employee Benefits	16,365.88	16,998.96
50-2134-214-00-79-605-14-0000	Health Salary	FICA	200 Employee Benefits	8,396.15	8,651.53
50-2137-212-00-79-605-14-0000	Physical Therapy Salary	IMRF	200 Employee Benefits	17,813.88	18,502.97
50-2137-213-00-79-605-14-0000	Physical Therapy Salary	FICA	200 Employee Benefits	12,025.01	12,490.17
50-2137-214-00-79-605-14-0000	Physical Therapy Medicare	FICA	200 Employee Benefits	2,904.42	2,992.76
50-2138-212-00-79-605-14-0000	Occupational Therapy Salary	IMRF	200 Employee Benefits	53,695.24	55,772.33
50-2138-213-00-79-605-14-0000	Occupational Therapy Salary	FICA	200 Employee Benefits	36,251.63	37,653.95
50-2138-214-00-79-605-14-0000	Occupational Therapy Medicare	FICA	200 Employee Benefits	8,755.46	9,021.77
50-2140-214-00-79-605-14-0000	Psychologist Salary	FICA	200 Employee Benefits	11,168.56	11,508.27
50-2150-212-00-79-605-14-0000	Speech Pathologist Salary	IMRF	200 Employee Benefits	4,900.10	5,089.65
50-2150-213-00-79-605-14-0000	Speech Pathologist Salary	FICA	200 Employee Benefits	3,307.70	3,435.65
50-2150-214-00-79-605-14-0000	Speech Pathologist Salary	FICA	200 Employee Benefits	27,402.85	28,236.36
50-2190-212-00-79-605-14-0000	Lunch Room/Bus Duty	IMRF	200 Employee Benefits	302.58	314.28
50-2190-213-00-79-605-14-0000	Lunch Room/Bus Duty	FICA	200 Employee Benefits	32,439.21	33,694.05
50-2190-214-00-79-605-14-0000	Lunch Room/Bus Duty	FICA	200 Employee Benefits	12,858.96	13,250.09
50-2211-214-00-79-600-14-0000	Instructional Coaches Medicare	FICA	200 Employee Benefits	-	-
50-2212-213-00-79-605-14-0000	Inservice Hours	FICA	200 Employee Benefits	-	-
50-2212-214-00-79-505-14-0000	Title II Salary	FICA 104	200 Employee Benefits	3,779.56	3,894.52
50-2212-214-00-79-605-14-0000	Inservice Hours	FICA	200 Employee Benefits	182.37	187.92
50-2220-212-00-79-605-14-0000	Media/Library Salary	IMRF	200 Employee Benefits	36,681.10	38,100.03



FY21 Proposed Budget - Expenditure Detail By Account

Presented: September 17, 2020

Account Number	Account Description	Exp Type	Object Type	FY20	FY21
50-2220-213-00-79-605-14-0000	Media/Library Salary	FICA	200 Employee Benefits	25,794.81	26,792.63
50-2220-214-00-79-605-14-0000	Media/Library Salary	FICA	200 Employee Benefits	15,696.70	16,174.14
50-2223-212-00-79-605-14-0000	PAC Director IMRF	IMRF	200 Employee Benefits	5,159.99	5,359.59
50-2223-213-00-79-605-14-0000	PAC Director FICA	FICA	200 Employee Benefits	3,484.29	3,619.07
50-2223-214-00-79-605-14-0000	PAC Director Medicare	FICA	200 Employee Benefits	841.11	866.69
50-2321-212-00-79-505-14-0000	Supt Office Salary	IMRF	200 Employee Benefits	13,547.80	14,071.87
50-2321-213-00-79-505-14-0000	Supt Office Salary	FICA	200 Employee Benefits	9,144.30	9,498.03
50-2321-214-00-79-505-14-0000	Superintendent Salary	FICA	200 Employee Benefits	5,721.75	5,895.79
50-2323-212-00-79-505-14-0000	Curr & Inst Office Salary	IMRF	200 Employee Benefits	9,467.51	9,833.74
50-2323-213-00-79-505-14-0000	Curr & Inst Office Salary	FICA	200 Employee Benefits	6,390.07	6,637.26
50-2323-214-00-79-505-14-0000	Asst Supt Salary Curr & Inst	FICA	200 Employee Benefits	4,123.91	4,249.35
50-2325-212-00-79-605-14-0000	Comm Engmt IMRF	IMRF	200 Employee Benefits	-	-
50-2325-214-00-79-605-14-0000	Comm Engmt Medicare	FICA	200 Employee Benefits	-	-
50-2410-212-00-71-105-13-0000	School Office Leggee	IMRF	200 Employee Benefits	11,495.09	11,939.75
50-2410-212-00-71-305-13-0000	School Office HS	IMRF	200 Employee Benefits	19,690.80	20,452.50
50-2410-212-00-72-110-24-0000	School Office Chesak	IMRF	200 Employee Benefits	-	-
50-2410-212-00-72-115-13-0000	School Office Chesak	IMRF	200 Employee Benefits	12,331.23	12,808.24
50-2410-212-00-72-125-13-0000	School Office Martin	IMRF	200 Employee Benefits	13,557.83	14,082.29
50-2410-212-00-72-225-13-0000	School Office Marlowe	IMRF	200 Employee Benefits	8,927.66	9,273.01
50-2410-212-00-74-145-13-0000	School Office Mackeben	IMRF	200 Employee Benefits	8,336.32	8,658.79
50-2410-212-00-74-155-13-0000	School Office Conley	IMRF	200 Employee Benefits	9,138.57	9,492.08
50-2410-212-00-74-215-13-0000	School Office Heineman	IMRF	200 Employee Benefits	8,335.08	8,657.51
50-2410-213-00-71-105-13-0000	School Office Leggee	FICA	200 Employee Benefits	7,759.27	8,059.42
50-2410-213-00-71-305-13-0000	School Office HS	FICA	200 Employee Benefits	13,294.07	13,808.32
50-2410-213-00-72-110-24-0000	School Office Chesak	FICA	200 Employee Benefits	-	-
50-2410-213-00-72-115-13-0000	School Office Chesak	FICA	200 Employee Benefits	8,324.62	8,646.64
50-2410-213-00-72-125-13-0000	School Office Martin	FICA	200 Employee Benefits	9,152.18	9,506.21
50-2410-213-00-72-225-13-0000	School Office Marlowe	FICA	200 Employee Benefits	6,026.35	6,259.47
50-2410-213-00-74-145-13-0000	School Office Mackeben	FICA 105	200 Employee Benefits	5,628.37	5,846.09
50-2410-213-00-74-155-13-0000	School Office Conley	FICA	200 Employee Benefits	6,169.99	6,408.66
50-2410-213-00-74-215-13-0000	School Office Heineman	FICA	200 Employee Benefits	5,625.73	5,843.35



FY21 Proposed Budget - Expenditure Detail By Account

Presented: September 17, 2020

Account Number	Account Description	Exp Type	Object Type	FY20	FY21
50-2410-214-00-71-105-13-0000	Principal Salary Leggee	FICA	200 Employee Benefits	3,646.18	3,757.09
50-2410-214-00-71-305-13-0000	Principal Salary HS	FICA	200 Employee Benefits	5,678.20	5,850.91
50-2410-214-00-72-110-24-0000	Principal Salary Chesak	FICA	200 Employee Benefits	-	-
50-2410-214-00-72-115-13-0000	Principal Salary Chesak	FICA	200 Employee Benefits	3,914.30	4,033.36
50-2410-214-00-72-125-13-0000	Principal Salary Martin	FICA	200 Employee Benefits	4,127.99	4,253.55
50-2410-214-00-72-225-13-0000	Principal Salary Marlowe	FICA	200 Employee Benefits	3,271.90	3,371.42
50-2410-214-00-74-145-13-0000	Principal Salary Mackeben	FICA	200 Employee Benefits	3,017.40	3,109.18
50-2410-214-00-74-155-13-0000	Principal Salary Conley	FICA	200 Employee Benefits	3,036.45	3,128.81
50-2410-214-00-74-215-13-0000	Principal Salary Heineman	FICA	200 Employee Benefits	3,269.18	3,368.62
50-2411-214-00-71-105-13-0000	Asst Prin Salary Leggee	FICA	200 Employee Benefits	1,174.56	1,210.29
50-2411-214-00-71-305-13-0000	Asst Prin Salary HS	FICA	200 Employee Benefits	1,566.54	1,614.19
50-2411-214-00-72-115-13-0000	Asst Prin Salary Chesak	FICA	200 Employee Benefits	2,670.34	2,751.56
50-2411-214-00-72-125-13-0000	Asst Prin Salary Martin	FICA	200 Employee Benefits	2,481.14	2,556.61
50-2411-214-00-72-225-13-0000	Asst Prin Salary Marlowe	FICA	200 Employee Benefits	1,282.09	1,321.09
50-2411-214-00-74-145-13-0000	Asst Prin Salary Mackeben	FICA	200 Employee Benefits	1,171.83	1,207.47
50-2411-214-00-74-155-13-0000	Asst Prin Salary Conley	FICA	200 Employee Benefits	1,174.56	1,210.29
50-2411-214-00-74-215-13-0000	Asst Prin Salary Heineman	FICA	200 Employee Benefits	1,426.35	1,469.74
50-2412-212-00-71-305-13-0000	Dean Secretary - HS	IMRF	200 Employee Benefits	2,595.06	2,695.44
50-2412-213-00-71-305-13-0000	Dean Secretary - HS	FICA	200 Employee Benefits	1,751.37	1,819.12
50-2412-214-00-71-305-13-0000	Dean - HS	FICA	200 Employee Benefits	2,988.81	3,079.72
50-2510-212-00-79-505-14-0000	Bus Office IMRF	IMRF	200 Employee Benefits	16,475.45	17,112.77
50-2510-213-00-79-505-14-0000	Bus Office FICA	FICA	200 Employee Benefits	10,621.56	11,032.43
50-2510-214-00-79-505-14-0000	Asst Supt Salary Business	FICA	200 Employee Benefits	2,565.54	2,643.58
50-2520-212-00-79-505-14-0000	Fiscal Office IMRF	IMRF	200 Employee Benefits	8,471.92	8,799.64
50-2520-213-00-79-505-14-0000	Fiscal Office Soc Sec	FICA	200 Employee Benefits	5,719.30	5,940.54
50-2520-214-00-79-505-14-0000	Director of Fiscal Service	FICA	200 Employee Benefits	1,381.43	1,423.45
50-2525-212-00-79-505-14-0000	Fiscal Office Salary	IMRF	200 Employee Benefits	31,197.20	32,404.00
50-2525-213-00-79-505-14-0000	Fiscal Office Salary	FICA	200 Employee Benefits	21,059.92	21,874.58
50-2525-214-00-79-505-14-0000	Fiscal Office Salary	FICA 106	200 Employee Benefits	5,087.51	5,242.26
50-2540-212-00-79-600-14-0000	Assistant Director Salary	IMRF	200 Employee Benefits	9,778.86	10,157.14
50-2540-212-00-79-605-14-0000	Director Build & Grounds	IMRF	200 Employee Benefits	23,478.58	24,386.80



FY21 Proposed Budget - Expenditure Detail By Account

Presented: September 17, 2020

Account Number	Account Description	Exp Type	Object Type	FY20	FY21
50-2540-213-00-79-600-14-0000	Assistant Director Salary	FICA	200 Employee Benefits	6,602.23	6,857.62
50-2540-213-00-79-605-14-0000	Director Build & Grounds	FICA	200 Employee Benefits	11,355.57	11,794.84
50-2540-214-00-79-600-14-0000	O & M Medicare	FICA	200 Employee Benefits	1,595.12	1,643.64
50-2540-214-00-79-605-14-0000	Director O & M Medicare	FICA	200 Employee Benefits	2,742.46	2,825.88
50-2542-212-00-79-605-14-0000	Custodial Salary	IMRF	200 Employee Benefits	40,149.61	41,702.72
50-2542-213-00-79-605-14-0000	Custodial Salary	FICA	200 Employee Benefits	31,203.11	32,410.14
50-2542-214-00-79-605-14-0000	Custodial Medicare	FICA	200 Employee Benefits	7,535.99	7,765.21
50-2543-213-00-79-605-14-0000	Grounds Maintenance SS	FICA	200 Employee Benefits	-	-
50-2543-214-00-79-605-14-0000	Grounds Maintenance Med	FICA	200 Employee Benefits	-	-
50-2544-212-00-79-605-14-0000	Maintenance Salary	IMRF	200 Employee Benefits	42,649.61	44,299.42
50-2544-213-00-79-605-14-0000	Maintenance Salary	FICA	200 Employee Benefits	28,791.51	29,905.25
50-2544-214-00-79-605-14-0000	Maintenance Medicare	FICA	200 Employee Benefits	6,954.83	7,166.37
50-2550-212-00-79-405-14-0000	Director of Transportation	IMRF	200 Employee Benefits	15,871.13	16,485.07
50-2550-213-00-79-405-14-0000	Director of Transportation	FICA	200 Employee Benefits	10,408.06	10,810.67
50-2550-214-00-79-405-14-0000	Director Transp Medicare	FICA	200 Employee Benefits	2,513.81	2,590.27
50-2552-212-00-79-405-14-0000	Drivers Salary IMRF	IMRF	200 Employee Benefits	195,028.86	202,573.15
50-2552-213-00-79-405-14-0000	Drivers Salary FICA	FICA	200 Employee Benefits	172,177.14	178,837.46
50-2552-214-00-79-405-14-0000	Drivers Salary Medicare	FICA	200 Employee Benefits	41,592.89	42,858.02
50-2554-212-00-79-405-14-0000	Bus Maintenance Salary	IMRF	200 Employee Benefits	11,579.21	12,027.13
50-2554-213-00-79-405-14-0000	Bus Maintenance Salary	FICA	200 Employee Benefits	7,818.57	8,121.02
50-2554-214-00-79-405-14-0000	Bus Maintenance Medicare	FICA	200 Employee Benefits	1,887.74	1,945.16
50-2559-212-00-79-605-14-0000	Bus Aides	IMRF	200 Employee Benefits	24,002.10	24,930.57
50-2559-213-00-79-605-14-0000	Bus Aides	FICA	200 Employee Benefits	16,535.87	17,175.53
50-2559-214-00-79-605-14-0000	Bus Aides Medicare	FICA	200 Employee Benefits	3,990.52	4,111.90
50-2560-212-00-71-105-13-0000	Food Service Sal Leggee	IMRF	200 Employee Benefits	6,836.05	7,100.49
50-2560-212-00-71-305-13-0000	Food Service Salary HS	IMRF	200 Employee Benefits	13,075.73	8,141.54
50-2560-212-00-72-115-13-0000	Food Service Sal Chesak	IMRF	200 Employee Benefits	6,702.96	6,962.25
50-2560-212-00-72-125-13-0000	Food Service Sal Martin	IMRF	200 Employee Benefits	5,280.51	5,484.78
50-2560-212-00-72-225-13-0000	Food Service Salary Marlowe	IMRF 107	200 Employee Benefits	9,916.96	10,300.58
50-2560-212-00-74-145-13-0000	Food Service Salary Mackeben	IMRF	200 Employee Benefits	5,583.08	5,799.05
50-2560-212-00-74-155-13-0000	Food Service Salary Conley	IMRF	200 Employee Benefits	5,270.46	5,474.34



FY21 Proposed Budget - Expenditure Detail By Account

Presented: September 17, 2020

Account Number	Account Description	Exp Type	Object Type	FY20	FY21
50-2560-212-00-74-215-13-0000	Food Service Salary Heineman	IMRF	200 Employee Benefits	8,278.59	8,598.83
50-2560-212-00-79-605-14-0000	Director Food Service	IMRF	200 Employee Benefits	7,878.08	8,182.83
50-2560-213-00-71-105-13-0000	Food Service Sal Leggee	FICA	200 Employee Benefits	5,658.68	5,877.57
50-2560-213-00-71-305-13-0000	Food Service Salary HS	FICA	200 Employee Benefits	10,908.84	6,792.34
50-2560-213-00-72-115-13-0000	Food Service Sal Chesak	FICA	200 Employee Benefits	5,453.10	5,664.04
50-2560-213-00-72-125-13-0000	Food Service Sal Martin	FICA	200 Employee Benefits	4,068.09	4,225.46
50-2560-213-00-72-225-13-0000	Food Service Salary Marlowe	FICA	200 Employee Benefits	6,695.79	6,954.80
50-2560-213-00-74-145-13-0000	Food Service Salary Mackeben	FICA	200 Employee Benefits	3,768.93	3,914.72
50-2560-213-00-74-155-13-0000	Food Service Salary Conley	FICA	200 Employee Benefits	3,558.08	3,695.72
50-2560-213-00-74-215-13-0000	Food Service Salary Heineman	FICA	200 Employee Benefits	6,089.60	6,325.16
50-2560-213-00-79-605-14-0000	Director Food Service	FICA	200 Employee Benefits	5,318.69	5,524.43
50-2560-214-00-71-105-13-0000	Food Service Sal Leggee	FICA	200 Employee Benefits	1,369.18	1,410.83
50-2560-214-00-71-305-13-0000	Food Service HS Medicare	FICA	200 Employee Benefits	2,634.95	2,715.10
50-2560-214-00-72-115-13-0000	Food Service Chesak Medicare	FICA	200 Employee Benefits	1,317.48	1,357.55
50-2560-214-00-72-125-13-0000	Food Service Martin Medicare	FICA	200 Employee Benefits	982.66	1,012.55
50-2560-214-00-72-225-13-0000	Food Service Marlowe Medicare	FICA	200 Employee Benefits	1,616.90	1,666.08
50-2560-214-00-74-145-13-0000	Food Service Mackeben Medicare	FICA	200 Employee Benefits	911.88	939.62
50-2560-214-00-74-155-13-0000	Food Service Conley Medicare	FICA	200 Employee Benefits	860.17	886.33
50-2560-214-00-74-215-13-0000	Food Service Heineman Medicare	FICA	200 Employee Benefits	1,471.26	1,516.01
50-2560-214-00-79-605-14-0000	Food Service Medicare	FICA	200 Employee Benefits	1,284.81	1,323.89
50-2561-212-00-79-605-14-0000	Dir Food Service IMRF	IMRF	200 Employee Benefits	8,313.02	8,634.59
50-2561-213-00-79-605-14-0000	Dir Food Service FICA	FICA	200 Employee Benefits	5,359.53	5,566.85
50-2561-214-00-79-605-14-0000	Dir Food Service Medicare	FICA	200 Employee Benefits	1,294.33	1,333.70
50-2630-212-00-79-605-14-0000	Vol Coord Salary	IMRF	200 Employee Benefits	3,742.55	3,887.32
50-2630-213-00-79-605-14-0000	Vol Coord Salary	FICA	200 Employee Benefits	2,526.24	2,623.96
50-2630-214-00-79-605-14-0000	Volunteer Coord Medicare	FICA	200 Employee Benefits	609.74	628.29
50-2641-214-00-79-505-14-0000	Director of HR Salary	FICA	200 Employee Benefits	1,781.58	1,835.77
50-2642-212-00-79-505-14-0000	HR Office Salary	IMRF	200 Employee Benefits	20,003.42	20,777.21
50-2642-213-00-79-505-14-0000	FICA Employer Paid	FICA 108	200 Employee Benefits	13,504.92	14,027.33
50-2642-214-00-79-505-14-0000	HR Office Medicare	FICA	200 Employee Benefits	3,262.38	3,361.61
50-2660-212-00-79-605-14-0000	Dir Technology/Curriculum IMRF	IMRF	200 Employee Benefits	1,815.41	1,885.64



FY21 Proposed Budget - Expenditure Detail By Account

Presented: September 17, 2020

Account Number	Account Description	Exp Type	Object Type	FY20	FY21
50-2660-213-00-79-605-14-0000	Dir Technology/Curriculum FICA	FICA	200 Employee Benefits	1,225.57	1,272.98
50-2660-214-00-79-605-14-0000	Dir Technology/Curriculum MEDI	FICA	200 Employee Benefits	1,633.23	1,682.91
50-2664-212-00-79-605-14-0000	Office of Technology	IMRF	200 Employee Benefits	48,968.38	50,862.62
50-2664-213-00-79-605-14-0000	Office of Technology	FICA	200 Employee Benefits	32,809.52	34,078.69
50-2664-214-00-79-605-14-0000	Office of Technology	FICA	200 Employee Benefits	7,923.89	8,164.91
60-2530-520-00-71-305-00-0000	Construction HS	CAP	500 Capital Outlay	4,434,958.00	-
60-5140-620-00-00-000-00-0000	Interest on Bonds	LTD	600 Other Objects	64,728.00	51,050.00
60-5200-610-00-00-000-00-0000	Principal on Bonds	LTD	600 Other Objects	650,000.00	665,000.00

FY21 Proposed Budget Key Expenditures

Presented: September 17, 2020

Account Number	Account Description	FY18 Actual	FY19 Actual	FY20 Budget	FY21 Budget
10-1101-120-00-79-605-14-0000	Substitute Teacher	812,804	768,249	859,256	712,330
10-2190-110-00-79-605-14-0000	Student Supervision	200,933	217,362	225,000	180,000
10-2212-119-00-79-605-14-0000	Curriculum Duty	113,423	101,808	150,000	105,500
10-2310-230-00-74-500-14-0000	Tuition Reimbursement	174,253	175,796	165,000	165,000
10-2212-310-00-79-505-14-0000	Curriculum Gen Pur Svc	207,758	579,755	400,000	383,000
10-2230-312-00-79-600-14-0000	Testing/Assessment	115,918	132,162	120,000	148,000
10-2310-317-00-74-500-14-0000	CPA Audit	33,600	33,600	35,000	35,000
10-2310-318-00-74-500-14-0000	Legal Board	109,638	62,142	100,000	100,000
10-2310-383-00-74-500-14-0000	Unemployment Insurance	3,803	1,110	9,500	59,500
10-2660-316-00-79-600-14-0000	Student Information	104,533	91,511	132,000	132,000
10-2660-319-00-79-600-14-0000	Hardware Maintenance Renewal	61,630	241,096	60,597	60,597
10-2660-319-61-79-600-14-0000	Software Maintenance	300,421	274,079	275,000	275,000
10-2660-390-00-79-600-14-0000	Purchased Service Technology	16,300	48,585	184,000	184,000
20-2540-310-00-79-000-00-0000	Professional & Technical	187,339	242,231	240,000	240,000
20-2540-340-00-79-000-00-0000	Telephone - Districtwide	152,778	198,447	225,000	225,000
20-2540-370-00-79-000-00-0000	Water/Sewer	107,631	131,913	86,942	115,000
20-2542-310-00-79-000-00-0000	Custodial Contract Service	1,464,610	1,582,779	1,621,296	1,830,500
20-2542-322-00-79-605-14-0000	Snow Removal	259,287	263,469	280,000	280,000
20-2542-323-00-79-000-00-0000	Repairs & Maint Buildings	648,938	555,541	574,985	574,985
20-2542-329-00-79-000-00-0000	Buildings - Small Projects	352,253	176,934	225,000	68,000
20-2542-390-00-79-000-00-0000	Other Purchased Service	207,495	241,668	251,335	177,273
20-2543-320-00-79-600-14-0000	Grounds Contract	155,781	183,032	167,422	169,200
40-2552-325-00-79-000-00-0000	Bus Leases	-	-	243,831	122,297
10-1100-421-00-74-500-14-0000	Materials K-12	252,320	165,032	170,000	154,392
10-1100-423-00-74-500-14-0000	New Adoption	915,502	611,032	767,858	700,000
10-1130-410-67-71-300-13-0000	PLTW Supplies	29,148	39,472	64,000	105,000
10-2660-470-00-79-600-14-0000	Software Technology	260,141	173,090	200,000	200,000
10-2660-490-00-79-600-14-0000	Inventoriable Equipment Tech	1,379,306	1,427,593	1,000,000	1,000,000
20-2540-465-00-79-000-00-0000	Natural Gas	257,226	262,980	239,292	240,000
20-2540-466-00-79-000-00-0000	Electric	972,770	840,226	900,000	700,000
20-2542-410-00-79-000-00-0000	Supplies B & G	398,156	442,399	464,838	564,838
20-2542-490-00-79-000-00-0000	Invent Supplies B & G	19,085	10,675	53,710	53,325
40-2552-464-00-79-000-00-0000	Diesel/Gasoline	447,380	517,615	450,000	450,000
10-4120-670-00-79-605-14-0000	Sp Ed Room & Board	173,451	245,941	25,000	25,000
10-4210-670-00-79-600-14-0000	Reg Ed Out of District	61,312	72,040	65,000	65,000
10-4220-670-00-79-600-14-0000	Sp Ed Private Tuition	2,171,108	2,320,631	2,115,000	2,215,000
20-2542-520-00-79-000-00-0000	Building projects	3,065,644	3,406,900	1,340,441	1,616,232
20-2543-530-00-79-000-00-0000	Improvements not Buildings	3,007,994	222,276	1,845,920	213,708
20-2552-550-00-79-000-00-0000	O&M Vehicles	57,883	-	26,160	43,000
40-2552-540-00-79-000-00-0000	Bus Purchases	856,502	813,706	1,000,000	1,000,000
60-2530-520-00-71-305-00-0000	Construction HS	-	-	4,434,958	-

FY21 Proposed Budget Key Revenues

FY21 Proposed Budget Detail Expenditures

Account / Description	FY18 Actual	FY19 Actual	FY20 Budget	FY21 Budget
1100 Ad Valorem Taxes	71,153,880	74,175,879	75,964,010	78,232,663
1200 Payments in Lieu of Taxes	421,810	469,389	436,438	421,258
1300 Tuition	263,166	148,822	336,982	336,982
1400 Transportation Fees	80,120	39,586	69,700	69,700
1500 Earnings on Investments	668,294	1,168,804	550,300	350,300
1600 Food Service	2,591,637	2,635,303	2,634,864	2,132,864
1700 District/School Activity Income	458,978	458,605	393,613	393,613
1800 Textbook Income	1,424,248	1,325,345	1,461,367	1,361,367
1900 Other Revenue from Local Sources	1,051,521	1,005,656	2,797,324	2,702,324
3000 Unrestricted Grants-in-Aid	25,743,395	26,426,724	27,103,881	27,103,881
3100 Special Education	2,288,356	1,098,826	1,249,494	1,249,494
3200 Career and Technical Education	37,458	34,523	34,058	34,058
3300 Bilingual Education	131,725	56,791	67,280	67,280
3500 State Transportation Reimbursement	3,362,200	3,358,009	3,270,000	3,136,317
3700's Other State Funding	266,469	287,659	278,143	284,915
3800's Other	7,018	6,989	7,118	7,118
4200 Food Service	933,950	642,747	705,464	880,464
4300 Title I	220,650	213,409	201,261	187,667
4400 Title IV	9,984	995	13,513	12,970
4600 Federal Special Education	1,475,756	1,643,670	1,520,745	1,665,794
4700 CTE - Perkins	40,281	38,751	34,345	34,345
4900 Other Federal Funding	1,084,871	1,059,462	1,086,893	1,265,674

\$ 113,730,290	\$ 116,295,945	\$ 120,216,793	\$ 121,931,048
-----------------------	-----------------------	-----------------------	-----------------------



Huntley Community School District 158

FY21 STATE BUDGET FORM

All Students Always

ILLINOIS STATE BOARD OF EDUCATION
School Business Services Division

School District
 Joint Agreement
Accounting Basis:
 Cash
 Accrual

SCHOOL DISTRICT/JOINT AGREEMENT BUDGET FORM *
July 1, 2020 - June 30, 2021

Balanced budget, no deficit reduction plan is required.

Date of Amended Budget: _____
 (MM/DD/YY)

District Name: _____
 Huntley Community School District 158

District RCDT No: _____
 44-063-1580-22

If your FY20 AFR states that you need to do a deficit reduction plan and your FY21 budget is balanced please state the measures you took to have your budget become balanced. (Bckgrnd-Assumpt 25-26)

Budget of _____ Huntley Community School District 158 _____, County of _____ McHenry/Kane _____,
 State of Illinois, for the Fiscal Year beginning _____ July 1, 2020 _____ and ending _____ June 30, 2021 _____.

WHEREAS the Board of Education of _____ Huntley Community School District 158 _____,
 County of _____ McHenry/Kane _____, State of Illinois, caused to be prepared in tentative form a budget, and the Secretary
 of this Board has made the same conveniently available to public inspection for at least thirty days prior to final action thereon;
 AND WHEREAS a public hearing was held as to such budget on the _____ 17th _____ day of _____ September _____, 20 _____ 20 _____,
 notice of said hearing was given at least thirty days prior thereto as required by law, and all other legal requirements have been complied with;

NOW, THEREFORE, Be it resolved by the Board of Education of said district as follows:

Section 1: That the fiscal year of this school district be and the same hereby is fixed and declared to be
 beginning _____ July 1, 2020 _____ and ending _____ June 30, 2021 _____.

Section 2: That the following budget containing an estimate of amounts available in each Fund, separately, and expenditures from each be
 and the same is hereby adopted as the budget of this school district for said fiscal year.

ADOPTION OF BUDGET

The budget shall be approved and signed below by members of the School Board. Adopted this _____ 17th _____
 day of _____ September _____, 20 _____ 20 _____ by a roll call vote of _____ Yeas, and _____ Nays, to wit:

** MEMBERS VOTING YEA:	** MEMBERS VOTING NAY:

* Based on the 23 Illinois Administrative Code-Part 100 and inconformity with Section 17-1 of the School Code.
 ** Type in the members who voted "YEA" nor "NAY". Actual school board member signatures are not required for electronic submission.

(1) A certified copy of this document must be filed with the county clerk within 30 days of adoption as required by Section 18-50 of the Property Tax Code (35 ILCS 200/18-50).
 (2) Districts are required to submit the adopted/amended budget electronically to ISBE within 30 days of adoption or by October 30, whichever comes first. Budgets are submitted to **School Finance Report (SFR)**: <https://sec1.isbe.net/attachmgr/default.aspx>
The electronic version does not require member signatures, we do not accept PDF copies.

	A	B	C	D	E	F	G	H	I	J	K	L
1	<i>Begin entering data on EstRev 5-10 and EstExp 11-17 tabs.</i>		(10)	(20)	(30)	(40)	(50)	(60)	(70)	(80)	(90)	
2	Description: Enter Whole Numbers Only	Acct #	Educational	Operations & Maintenance	Debt Service	Transportation	Municipal Retirement/ Social Security	Capital Projects	Working Cash	Tort	Fire Prevention & Safety	
3	ESTIMATED BEGINNING FUND BALANCE July 1, 2020 ¹ (without Student Activity Funds)		16,742,282	6,395,855	6,731,776	7,806,417	1,585,126	2,329,154	4,664,014	0	30,342	
4	RECEIPTS/REVENUES (without Student Activity Funds)											
5	LOCAL SOURCES	1000	60,565,599	8,622,204	10,932,298	2,276,082	3,077,304	109,548	417,845	0	191	
6	FLOW-THROUGH RECEIPTS/REVENUES FROM ONE DISTRICT TO ANOTHER DISTRICT	2000	0	0		0	0					
7	STATE SOURCES	3000	26,746,746	2,000,000	0	3,136,317	0	0	0	0	0	
8	FEDERAL SOURCES	4000	4,046,914	0	0	0	0	0	0	0	0	
9	Total Direct Receipts/Revenues ⁸		91,359,259	10,622,204	10,932,298	5,412,399	3,077,304	109,548	417,845	0	191	
10	Receipts/Revenues for "On Behalf" Payments ²	3998										
11	Total Receipts/Revenues		91,359,259	10,622,204	10,932,298	5,412,399	3,077,304	109,548	417,845	0	191	
12	DISBURSEMENTS/EXPENDITURES (without Student Activity Funds)											
13	INSTRUCTION	1000	61,706,417				1,259,808			0		
14	SUPPORT SERVICES	2000	26,540,787	9,661,512		6,739,495	1,825,241	0		0	0	
15	COMMUNITY SERVICES	3000	32,502	0		0	0			0		
16	PAYMENTS TO OTHER DISTRICTS & GOVT UNITS	4000	2,315,000	0	0	0	0	0	0	0	0	
17	DEBT SERVICES	5000	0	165,434	10,828,900	0	0			0	0	
18	PROVISION FOR CONTINGENCIES	6000	0	0	0	0	0	0	0	0	0	
19	Total Direct Disbursements/Expenditures ⁹		90,594,706	9,826,946	10,828,900	6,739,495	3,085,049	0		0	0	
20	Disbursements/Expenditures for "On Behalf" Payments ²	4180	0	0	0	0	0	0		0	0	
21	Total Disbursements/Expenditures		90,594,706	9,826,946	10,828,900	6,739,495	3,085,049	0		0	0	
22	Excess of Direct Receipts/Revenues Over (Under) Direct Disbursements/Expenditures		764,553	795,258	103,398	(1,327,096)	(7,745)	109,548	417,845	0	191	
23	OTHER SOURCES/USES OF FUNDS											
24	OTHER SOURCES OF FUNDS (7000)											
25	PERMANENT TRANSFER FROM VARIOUS FUNDS											
26	Abolishment the Working Cash Fund ¹⁶	7110										
27	Abatement of the Working Cash Fund ¹⁶	7110										
28	Transfer of Working Cash Fund Interest	7120										
29	Transfer Among Funds	7130										
30	Transfer of Interest	7140										
31	Transfer from Capital Projects Fund to O&M Fund	7150		0								
32	Transfer of Excess Fire Prev & Safety Tax & Interest ³ Proceeds to O&M Fund	7160		0								
33	Transfer of Excess Accumulated Fire Prev & Safety Bond and Int ^{3a} Proceeds to Debt Service Fund	7170			0							
34	SALE OF BONDS (7200)											
35	Principal on Bonds Sold ⁴	7210										
36	Premium on Bonds Sold	7220										
37	Accrued Interest on Bonds Sold	7230										
38	Sale or Compensation for Fixed Assets ⁵	7300										
39	Transfer to Debt Service to Pay Principal on Capital Leases	7400			0							
40	Transfer to Debt Service Fund to Pay Interest on Capital Leases	7500			0							
41	Transfer to Debt Service Fund to Pay Principal on Revenue Bonds	7600			0							
42	Transfer to Debt Service Fund to Pay Interest on Revenue Bonds	7700			0							
43	Transfer to Capital Projects Fund	7800						0				
44	ISBE Loan Proceeds	7900										
45	Other Sources Not Classified Elsewhere	7990										
46	Total Other Sources of Funds ⁸		0	0	0	0	0	0	0	0	0	

	A	B	C	D	E	F	G	H	I	J	K	L
1	<i>Begin entering data on EstRev 5-10 and EstExp 11-17 tabs.</i>		(10)	(20)	(30)	(40)	(50)	(60)	(70)	(80)	(90)	
2	Description: Enter Whole Numbers Only	Acct #	Educational	Operations & Maintenance	Debt Service	Transportation	Municipal Retirement/ Social Security	Capital Projects	Working Cash	Tort	Fire Prevention & Safety	
47	OTHER USES OF FUNDS (8000)											
49	TRANSFER TO VARIOUS OTHER FUNDS (8100)											
50	Abolishment or Abatement of the Working Cash Fund ¹⁶	8110							0			
51	Transfer of Working Cash Fund Interest	8120							0			
52	Transfer Among Funds	8130										
53	Transfer of Interest ⁶	8140										
54	Transfer from Capital Projects Fund to O&M Fund	8150										
		8160										
55	Transfer of Excess Fire Prev & Safety Tax & Interest ³ Proceeds to O&M Fund											
		8170										
56	Transfer of Excess Accumulated Fire Prev & Safety Bond ^{3a} and Int Proceeds to Debt Service Fund											
57	Taxes Pledged to Pay Principal on Capital Leases	8410										
58	Grants/Reimbursements Pledged to Pay Principal on Capital Leases	8420										
59	Other Revenues Pledged to Pay Principal on Capital Leases	8430										
60	Fund Balance Transfers Pledged to Pay Principal on Capital Leases	8440										
61	Taxes Pledged to Pay Interest on Capital Leases	8510										
62	Grants/Reimbursements Pledged to Pay Interest on Capital Leases	8520										
63	Other Revenues Pledged to Pay Interest on Capital Leases	8530										
64	Fund Balance Transfers Pledged to Pay Interest on Capital Leases	8540										
65	Taxes Pledged to Pay Principal on Revenue Bonds	8610										
66	Grants/Reimbursements Pledged to Pay Principal on Revenue Bonds	8620										
67	Other Revenues Pledged to Pay Principal on Revenue Bonds	8630										
68	Fund Balance Transfers Pledged to Pay Principal on Revenue Bonds	8640										
69	Taxes Pledged to Pay Interest on Revenue Bonds	8710										
70	Grants/Reimbursements Pledged to Pay Interest on Revenue Bonds	8720										
71	Other Revenues Pledged to Pay Interest on Revenue Bonds	8730										
72	Fund Balance Transfers Pledged to Pay Interest on Revenue Bonds	8740										
73	Taxes Transferred to Pay for Capital Projects	8810										
74	Grants/Reimbursements Pledged to Pay for Capital Projects	8820										
75	Other Revenues Pledged to Pay for Capital Projects	8830										
76	Fund Balance Transfers Pledged to Pay for Capital Projects	8840										
77	Transfer to Debt Service Fund to Pay Principal on ISBE Loans	8910										
78	Other Uses Not Classified Elsewhere	8990										
								716,050				
79	Total Other Uses of Funds ⁹		0	0	0	0	0	716,050	0	0	0	
80	Total Other Sources/Uses of Fund		0	0	0	0	0	(716,050)	0	0	0	
81	ESTIMATED ENDING FUND BALANCE June 30, 2021 (Without Student Activity Funds)		17,506,835	7,191,113	6,835,174	6,479,321	1,577,381	1,722,652	5,081,859	0	30,533	
82												
83	Student Activity ESTIMATED BEGINNING FUND BALANCE July 1, 2020 Fund 11		951,626									
84	RECEIPTS/REVENUES (For Student Activity Funds)											
85	Total Student Activity Direct Receipts/Revenues (Local Sources)	1799	1,500,000									
86	DISBURSEMENTS/EXPENDITURES (For Student Activity Funds)											
87	Total Student Activity Direct Disbursements/Expenditures	1999	1,500,000									
88	Excess of Direct Receipts/Revenues Over (Under) Direct Disbursements/Expenditures		0									
89	Student Activity ESTIMATED ENDING FUND BALANCE June 30, 2021		951,626									
90												
91	Total ESTIMATED BEGINNING FUND BALANCE July 1, 2020 (All Sources Including Student Activity Funds)		17,693,908	6,395,855	6,731,776	7,806,417	1,585,126	2,329,154	4,664,014	0	30,342	
92	RECEIPTS/REVENUES (All Sources with Student Activity Funds)											
93	LOCAL SOURCES	1000	62,065,599	8,622,204	10,932,298	2,276,082	3,077,304	109,548	417,845	0	191	
94	FLOW-THROUGH RECEIPTS/REVENUES FROM ONE DISTRICT TO ANOTHER DISTRICT	2000	0	0		115	0					
95	STATE SOURCES	3000	26,746,746	2,000,000	0	3,136,317	0	0	0	0	0	

	A	B	C	D	E	F	G	H	I	J	K	L
1	<i>Begin entering data on EstRev 5-10 and EstExp 11-17 tabs.</i>		(10)	(20)	(30)	(40)	(50)	(60)	(70)	(80)	(90)	
2	Description: Enter Whole Numbers Only	Acct #	Educational	Operations & Maintenance	Debt Service	Transportation	Municipal Retirement/ Social Security	Capital Projects	Working Cash	Tort	Fire Prevention & Safety	
96	FEDERAL SOURCES	4000	4,046,914	0	0	0	0	0	0	0	0	
97	Total Direct Receipts/Revenues⁸		92,859,259	10,622,204	10,932,298	5,412,399	3,077,304	109,548	417,845	0	191	
98	Receipts/Revenues for "On Behalf" Payments ²	3998	0	0	0	0	0	0		0	0	
99	Total Receipts/Revenues		92,859,259	10,622,204	10,932,298	5,412,399	3,077,304	109,548	417,845	0	191	
100	DISBURSEMENTS/EXPENDITURES (All Sources with Student Activity Funds)											
101	INSTRUCTION	1000	63,206,417				1,259,808			0		
102	SUPPORT SERVICES	2000	26,540,787	9,661,512		6,739,495	1,825,241	0		0	0	
103	COMMUNITY SERVICES	3000	32,502	0		0	0			0	0	
104	PAYMENTS TO OTHER DISTRICTS & GOVT UNITS	4000	2,315,000	0	0	0	0	0		0	0	
105	DEBT SERVICES	5000	0	165,434	10,828,900	0	0			0	0	
106	PROVISION FOR CONTINGENCIES	6000	0	0	0	0	0	0		0	0	
107	Total Direct Disbursements/Expenditures⁹		92,094,706	9,826,946	10,828,900	6,739,495	3,085,049	0		0	0	
108	Disbursements/Expenditures for "On Behalf" Payments ²	4180	0	0	0	0	0	0		0	0	
109	Total Disbursements/Expenditures		92,094,706	9,826,946	10,828,900	6,739,495	3,085,049	0		0	0	
110	Excess of Direct Receipts/Revenues Over (Under) Direct Disbursements/Expenditures		764,553	795,258	103,398	(1,327,096)	(7,745)	109,548	417,845	0	191	
111	OTHER SOURCES/USES OF FUNDS											
112	OTHER SOURCES OF FUNDS (7000)											
113	Total Other Sources of Funds⁸		0	0	0	0	0	0	0	0	0	
114	OTHER USES OF FUNDS (8000)											
116	Total Other Uses of Funds⁹		0	0	0	0	0	716,050	0	0	0	
117	Total Other Sources/Uses of Fund		0	0	0	0	0	(716,050)	0	0	0	
118	ESTIMATED ENDING FUND BALANCE June 30, 2021 (All Sources With student Activity Funds)		18,458,461	7,191,113	6,835,174	6,479,321	1,577,381	1,722,652	5,081,859	0	30,533	
119	SUMMARY OF EXPENDITURES Without Student Activity Funds (by Major Object)											
121	Description	Acct #	(10)	(20)	(30)	(40)	(50)	(60)	(70)	(80)	(90)	Total By Object
122			Educational	Operations & Maintenance	Debt Service	Transportation	Municipal Retirement/ Social Security	Capital Projects	Working Cash	Tort	Fire Prevention & Safety	
123	Object Name											
124	Salaries	100	63,611,271	1,469,761		2,871,728		0		0	0	67,952,760
125	Employee Benefits	200	11,997,201	230,579		1,536,015	3,085,049	0		0	0	16,848,844
126	Purchased Services	300	4,742,578	4,437,456	0	540,533		0		0	0	9,720,567
127	Supplies & Materials	400	7,575,848	1,648,163		786,275		0		0	0	10,010,286
128	Capital Outlay	500	60,000	1,872,940		1,000,000		0		0	0	2,932,940
129	Other Objects	600	2,415,195	168,047	10,828,900	4,944	0	0		0	0	13,417,086
130	Non-Capitalized Equipment	700	192,613	0		0		0		0	0	192,613
131	Termination Benefits	800	0	0		0				0	0	0
132	Total Expenditures		90,594,706	9,826,946	10,828,900	6,739,495	3,085,049	0		0	0	121,075,096

SUMMARY OF CASH TRANSACTIONS

	A	B	C	D	E	F	G	H	I	J	K
1			(10)	(20)	(30)	(40)	(50)	(60)	(70)	(80)	(90)
2	Description: Enter Whole Numbers Only	Acct #	Educational	Operations & Maintenance	Debt Service	Transportation	Municipal Retirement/ Social Security	Capital Projects	Working Cash	Tort	Fire Prevention & Safety
3	BEGINNING CASH BALANCE ON HAND July 1, 2020 ⁷ (Without Student Activity Funds)		24,754,106	7,921,669	5,818,421	9,038,402	1,623,169	2,750,938	4,647,213	0	30,342
4	Total Direct Receipts & Other Sources ⁸		91,359,259	10,622,204	10,932,298	5,412,399	3,077,304	109,548	417,845	0	191
5	OTHER RECEIPTS										
6	Interfund Loans Payable (Loans from Other Funds)	411									
7	Interfund Loans Receivable (Repayment of Loans)	141									
8	Notes and Warrants Payable	433									
9	Other Current Assets	199									
10	Total Other Receipts		0	0	0	0	0	0	0	0	0
11	Total Direct Receipts, Other Sources, & Other Receipts		91,359,259	10,622,204	10,932,298	5,412,399	3,077,304	109,548	417,845	0	191
12	Total Amount Available		116,113,365	18,543,873	16,750,719	14,450,801	4,700,473	2,860,486	5,065,058	0	30,533
13	Total Direct Disbursements & Other Uses ⁹		90,594,706	9,826,946	10,828,900	6,739,495	3,085,049	716,050	0	0	0
14	OTHER DISBURSEMENTS										
15	Interfund Loans Receivable (Loans to Other Funds) ¹⁰	141									
16	Interfund Loans Payable (Repayment of Loans)	411									
17	Notes and Warrants Payable	433									
18	Other Current Liabilities	499									
19	Total Other Disbursements		0	0	0	0	0	0	0	0	0
20	Total Direct Disbursements, Other Uses, & Other Disbursements		90,594,706	9,826,946	10,828,900	6,739,495	3,085,049	716,050	0	0	0
21	ENDING CASH BALANCE ON HAND June 30, 2021 ⁷ (Without Student Activity Funds)		25,518,659	8,716,927	5,921,819	7,711,306	1,615,424	2,144,436	5,065,058	0	30,533
22											
23	Activity Funds BEGINNING CASH BALANCE ON HAND July 1, 2020 ⁷		981,026								
24	Total Direct Receipts & Other Sources ⁸		1,500,000								
25	Total Amount Available		2,481,026								
26	Total Direct Disbursements & Other Uses ⁹		1,500,000								
27	Activity funds ENDING CASH BALANCE ON HAND June 30, 2021 ⁷		981,026								
28											
29	Total BEGINNING CASH BALANCE ON HAND July 1, 2020 ⁷ (With Student Activity Funds)		25,735,132	7,921,669	5,818,421	9,038,402	1,623,169	2,750,938	4,647,213	0	30,342
30	Total Direct Receipts & Other Sources ⁸		92,859,259	10,622,204	10,932,298	5,412,399	3,077,304	109,548	417,845	0	191
31	Total Other Receipts		0	0	0	0	0	0	0	0	0
32	Total Direct Receipts, Other Sources, & Other Receipts		92,859,259	10,622,204	10,932,298	5,412,399	3,077,304	109,548	417,845	0	191
33	Total Amount Available		118,594,391	18,543,873	16,750,719	14,450,801	4,700,473	2,860,486	5,065,058	0	30,533
34	Total Direct Disbursements & Other Uses ⁹		92,094,706	9,826,946	10,828,900	6,739,495	3,085,049	716,050	0	0	0
35	Total Other Disbursements		0	0	0	0	0	0	0	0	0
36	Total Direct Disbursements, Other Uses, & Other Disbursements		92,094,706	9,826,946	10,828,900	6,739,495	3,085,049	716,050	0	0	0
37	Total ENDING CASH BALANCE ON HAND June 30, 2021 ⁷ (With Student Activity Funds)		26,499,685	8,716,927	5,921,819	7,711,306	1,615,424	2,144,436	5,065,058	0	30,533

	A	B	C	D	E	F	G	H	I	J	K
1			(10)	(20)	(30)	(40)	(50)	(60)	(70)	(80)	(90)
2	Description: Enter Whole Numbers Only	Acct #	Educational	Operations & Maintenance	Debt Service	Transportation	Municipal Retirement/ Social Security	Capital Projects	Working Cash	Tort	Fire Prevention & Safety
3	RECEIPTS/REVENUES FROM LOCAL SOURCES (1000)										
4	AD VALOREM TAXES LEVIED BY LOCAL EDUCATION AGENCY	1100									
5	Designated Purposes Levies ^{11 (1110-1120)}	-	49,498,858	8,301,880	10,843,179	2,165,005	1,270,507		408,297		
6	Leasing Purposes Levy ¹²	1130									
7	Special Education Purposes Levy	1140	4,128,052								
8	FICA and Medicare Only Levies	1150					1,616,885				
9	Area Vocational Construction Purposes Levy	1160									
10	Summer School Purposes Levy	1170									
11	Other Tax Levies (Describe & Itemize)	1190									
12	Total Ad Valorem Taxes Levied by District		53,626,910	8,301,880	10,843,179	2,165,005	2,887,392	0	408,297	0	0
13	PAYMENTS IN LIEU OF TAXES	1200									
14	Mobile Home Privilege Tax	1210									
15	Payments from Local Housing Authority	1220									
16	Corporate Personal Property Replacement Taxes ¹³	1230	256,808				164,450				
17	Other Payments in Lieu of Taxes (Describe & Itemize)	1290									
18	Total Payments in Lieu of Taxes		256,808	0	0	0	164,450	0	0	0	0
19	TUITION	1300									
20	Regular Tuition from Pupils or Parents (In State)	1311	248,287								
21	Regular Tuition from Other Districts (In State)	1312									
22	Regular Tuition from Other Sources (In State)	1313									
23	Regular Tuition from Other Sources (Out of State)	1314									
24	Summer School Tuition from Pupils or Parents (In State)	1321	88,695								
25	Summer School Tuition from Other Districts (In State)	1322									
26	Summer School Tuition from Other Sources (In State)	1323									
27	Summer School Tuition from Other Sources (Out of State)	1324									
28	CTE Tuition from Pupils or Parents (In State)	1331									
29	CTE Tuition from Other Districts (In State)	1332									
30	CTE Tuition from Other Sources (In State)	1333									
31	CTE Tuition from Other Sources (Out of State)	1334									
32	Special Education Tuition from Pupils or Parents (In State)	1341									
33	Special Education Tuition from Other Districts (In State)	1342									
34	Special Education Tuition from Other Sources (In State)	1343									
35	Special Education Tuition from Other Sources (Out of State)	1344									
36	Adult Tuition from Pupils or Parents (In State)	1351									
37	Adult Tuition from Other Districts (In State)	1352									
38	Adult Tuition from Other Sources (In State)	1353									
39	Adult Tuition from Other Sources (Out of State)	1354									
40	Total Tuition		336,982								
41	TRANSPORTATION FEES	1400									
42	Regular Transportation Fees from Pupils or Parents (In State)	1411				67,657					
43	Regular Transportation Fees from Other Districts (In State)	1412									
44	Regular Transportation Fees from Other Sources (In State)	1413									
45	Regular Transportation Fees from Co-curricular Activities (In State)	1415									
46	Regular Transportation Fees from Other Sources (Out of State)	1416									
47	Summer School Transportation Fees from Pupils or Parents (In State)	1421				2,043					
48	Summer School Transportation Fees from Other Districts (In State)	1422									
49	Summer School Transportation Fees from Other Sources (In State)	1423									
50	Summer School Transportation Fees from Other Sources (Out of State)	1424									
51	CTE Transportation Fees from Pupils or Parents (In State)	1431									
52	CTE Transportation Fees from Other Districts (In State)	1432									
53	CTE Transportation Fees from Other Sources (In State)	1433									
54	CTE Transportation Fees from Other Sources (Out of State)	1434									
55	Special Education Transportation Fees from Pupils or Parents (In State)	1441									
56	Special Education Transportation Fees from Other Districts (In State)	1442									

118

1	A	B	C	D	E	F	G	H	I	J	K
2	Description: Enter Whole Numbers Only	Acct #	(10) Educational	(20) Operations & Maintenance	(30) Debt Service	(40) Transportation	(50) Municipal Retirement/ Social Security	(60) Capital Projects	(70) Working Cash	(80) Tort	(90) Fire Prevention & Safety
57	Special Education Transportation Fees from Other Sources (In State)	1443									
58	Special Education Transportation Fees from Other Sources (Out of State)	1444									
59	Adult Transportation Fees from Pupils or Parents (In State)	1451									
60	Adult Transportation Fees from Other Districts (In State)	1452									
61	Adult Transportation Fees from Other Sources (In State)	1453									
62	Adult Transportation Fees from Other Sources (Out of State)	1454									
63	Total Transportation Fees					69,700					
64	EARNINGS ON INVESTMENTS	1500									
65	Interest on Investments	1510	101,850	73,205	89,119	41,377	25,462	9,548	9,548		191
66	Gain or Loss on Sale of Investments	1520									
67	Total Earnings on Investments		101,850	73,205	89,119	41,377	25,462	9,548	9,548	0	191
68	FOOD SERVICE	1600									
69	Sales to Pupils - Lunch	1611	2,008,000								
70	Sales to Pupils - Breakfast	1612									
71	Sales to Pupils - A la Carte	1613									
72	Sales to Pupils - Other (Describe & Itemize)	1614	70,753								
73	Sales to Adults	1620	41,982								
74	Other Food Service (Describe & Itemize)	1690	12,129								
75	Total Food Service		2,132,864								
76	DISTRICT/SCHOOL ACTIVITY INCOME	1700									
77	Admissions - Athletic	1711	70,060								
78	Admissions - Other	1719									
79	Fees	1720									
80	Book Store Sales	1730									
81	Other District/School Activity Revenue (Describe & Itemize)	1790	323,553								
82	Student Activity Fund Revenues	1799	1,500,000								
83	Total District/School Activity Income (without Student Activity Funds 1799)		393,613	0							
84	Total District/School Activity Income (with Student Activity Funds 1799)		1,893,613								
85	TEXTBOOK INCOME	1800									
86	Rentals - Regular Textbooks	1811	1,361,367								
87	Rentals - Summer School Textbooks	1812									
88	Rentals - Adult/Continuing Education Textbooks	1813									
89	Rentals - Other (Describe)	1819									
90	Sales - Regular Textbooks	1821									
91	Sales - Summer School Textbooks	1822									
92	Sales - Adult/Continuing Education Textbooks	1823									
93	Sales - Other (Describe & Itemize)	1829									
94	Other (Describe & Itemize)	1890									
95	Total Textbooks		1,361,367								
96	OTHER REVENUE FROM LOCAL SOURCES	1900									
97	Rentals	1910	25,000	240,000							
98	Contributions and Donations from Private Sources	1920	150,000					100,000			
99	Impact Fees from Municipal or County Governments	1930									
100	Services Provided Other Districts	1940									
101	Refund of Prior Years' Expenditures	1950	2,047								
102	Payments of Surplus Moneys from TIF Districts	1960									
103	Drivers' Education Fees	1970	32,577								
104	Proceeds from Vendors' Contracts	1980									
105	School Facility Occupation Tax Proceeds	1983									
106	Payment from Other Districts	1991									
107	Sale of Vocational Projects	1992	2,061,000								
108	Other Local Fees (Describe & Itemize)	1993			119						
109	Other Local Revenues (Describe & Itemize)	1999	84,581	7,119							
110	Total Other Revenue from Local Sources		2,355,205	247,119	0	0	0	100,000	0	0	0

	A	B	C	D	E	F	G	H	I	J	K
1			(10)	(20)	(30)	(40)	(50)	(60)	(70)	(80)	(90)
2	Description: Enter Whole Numbers Only	Acct #	Educational	Operations & Maintenance	Debt Service	Transportation	Municipal Retirement/ Social Security	Capital Projects	Working Cash	Tort	Fire Prevention & Safety
111	Total Receipts/Revenues from Local Sources (without Student Activity Funds 1799)	1000	60,565,599	8,622,204	10,932,298	2,276,082	3,077,304	109,548	417,845	0	191
112	Total Receipts/Revenues from Local Sources (with Student Activity Funds 1799)		62,065,599								
FLOW-THROUGH RECEIPTS/REVENUES FROM ONE DISTRICT TO ANOTHER DISTRICT (2000)											
113	Flow-Through Revenue from State Sources	2100									
115	Flow-Through Revenue from Federal Sources	2200									
116	Other Flow-Through Revenue (Describe & Itemize)	2300									
117	Total Flow-Through Receipts/Revenues From One District to Another District	2000	0	0		0	0				
RECEIPTS/REVENUES FROM STATE SOURCES (3000)											
UNRESTRICTED GRANTS-IN-AID (3001-3099)											
119	Evidence Based Funding Formula (Section 18-8.15)	3001	25,103,881	2,000,000							
121	Reorganization Incentives (Accounts 3005-3021)	3005									
122	Fast Growth District Grants	3030									
123	Other Unrestricted Grants-In-Aid From State Sources (Describe & Itemize)	3099									
124	Total Unrestricted Grants-In-Aid		25,103,881	2,000,000	0	0	0	0		0	0
RESTRICTED GRANTS-IN-AID (3100-3900)											
SPECIAL EDUCATION											
127	Special Education - Private Facility Tuition	3100	1,227,533								
128	Special Education - Funding for Children Requiring Sp Ed Services	3105									
129	Special Education - Personnel	3110									
130	Special Education - Orphanage - Individual	3120	21,621								
131	Special Education - Orphanage - Summer Individual	3130	340								
132	Special Education - Summer School	3145									
133	Special Education - Other (Describe & Itemize)	3199									
134	Total Special Education		1,249,494	0		0					
CAREER AND TECHNICAL EDUCATION (CTE)											
136	CTE - Technical Education - Tech Prep	3200									
137	CTE - Secondary Program Improvement (CTEI)	3220	34,058								
138	CTE - WECEP	3225									
139	CTE - Agriculture Education	3235									
140	CTE - Instructor Practicum	3240									
141	CTE - Student Organizations	3270									
142	CTE - Other (Describe & Itemize)	3299									
143	Total Career and Technical Education		34,058	0			0				
BILINGUAL EDUCATION											
145	Bilingual Education - Downstate - TPI and TBE	3305									
146	Bilingual Education - Downstate - Transitional Bilingual Education	3310									
147	Total Bilingual Education		0				0				
148	State Free Lunch & Breakfast	3360	5,030								
149	School Breakfast Initiative	3365									
150	Driver Education	3370	62,250								
151	Adult Education (from ICCB)	3410									
152	Adult Education - Other (Describe & Itemize)	3499									
TRANSPORTATION											
154	Transportation - Regular and Vocational	3500				2,211,377					
155	Transportation - Special Education	3510				924,940					
156	Transportation - Other (Describe & Itemize)	3599									
157	Total Transportation		0	0		3,136,317	0				
158	Learning Improvement - Change Grants	3610									

1	A	B	C	D	E	F	G	H	I	J	K
2	Description: Enter Whole Numbers Only	Acct #	(10) Educational	(20) Operations & Maintenance	(30) Debt Service	(40) Transportation	(50) Municipal Retirement/ Social Security	(60) Capital Projects	(70) Working Cash	(80) Tort	(90) Fire Prevention & Safety
159	Scientific Literacy	3660									
160	Truant Alternative/Optional Education	3695									
161	Early Childhood - Block Grant	3705	284,915								
162	Chicago General Education Block Grant	3766									
163	Chicago Educational Services Block Grant	3767									
164	School Safety & Educational Improvement Block Grant	3775									
165	Technology - Technology for Success	3780									
166	State Charter Schools	3815									
167	Extended Learning Opportunities - Summer Bridges	3825									
168	Infrastructure Improvements - Planning/Construction	3920									
169	School Infrastructure - Maintenance Projects	3925									
170	Other Restricted Revenue from State Sources (Describe & Itemize)	3999	7,118								
171	Total Restricted Grants-In-Aid		1,642,865	0	0	3,136,317	0	0	0	0	0
172	Total Receipts/Revenues from State Sources	3000	26,746,746	2,000,000	0	3,136,317	0	0	0	0	0
173	RECEIPTS/REVENUES FROM FEDERAL SOURCES (4000)										
174	UNRESTRICTED GRANTS-IN-AID RECEIVED DIRECTLY FROM FEDERAL GOVT. (4001-4009)										
175	Federal Impact Aid	4001									
176	Other Unrestricted Grants-In-Aid Received Directly from the Federal Govt. (Describe & Itemize)	4009									
177	Total Unrestricted Grants-In-Aid Received Directly from Fed Govt		0	0	0	0	0	0	0	0	0
178	RESTRICTED GRANTS-IN-AID RECEIVED DIRECTLY FROM FEDERAL GOVT (4045-4090)										
179	Head Start	4045									
180	Construction (Impact Aid)	4050									
181	MAGNET	4060									
182	Other Restricted Grants-In-Aid Received Directly from Federal Govt. (Describe & Itemize)	4090									
183	Total Restricted Grants-In-Aid Received Directly from Federal Govt.		0	0		0	0	0			0
184	RESTRICTED GRANTS-IN-AID RECEIVED FROM FEDERAL GOVT. THRU THE STATE (4100-4999)										
185	TITLE V										
186	Title V - Flexibility and Accountability	4100									
187	Title V - SEA Projects	4105									
188	Title V - Rural Education Initiative (REI)	4107									
189	Title V - Other (Describe & Itemize)	4199									
190	Total Title V		0	0		0	0				
191	FOOD SERVICE										
192	Breakfast Start-Up Expansion	4200									
193	National School Lunch Program	4210	860,163								
194	Special Milk Program	4215									
195	School Breakfast Program	4220	20,301								
196	Summer Food Service Admin/Program	4225									
197	Child and Adult Care Food Program	4226									
198	Fresh Fruit and Vegetables	4240									
199	Food Service - Other (Describe & Itemize)	4299									
200	Total Food Service		880,464				0				
201	TITLE I										
202	Title I - Low Income	4300	187,667								
203	Title I - Low Income - Neglected, Private	4305									
204	Title I - Migrant Education	4340									
205	Title I - Other (Describe & Itemize)	4399									
206	Total Title I		187,667	0		0	0				

121

1	A	B	C	D	E	F	G	H	I	J	K
2	Description: Enter Whole Numbers Only	Acct #	(10) Educational	(20) Operations & Maintenance	(30) Debt Service	(40) Transportation	(50) Municipal Retirement/ Social Security	(60) Capital Projects	(70) Working Cash	(80) Tort	(90) Fire Prevention & Safety
207	TITLE IV										
208	Title IV - Student Support & Academic Enrichment Grant	4400	12,970								
209	Title IV - 21st Century	4421									
210	Title IV - Other (Describe & Itemize)	4499									
211	Total Title IV		12,970	0		0	0				
212	FEDERAL - SPECIAL EDUCATION										
213	Federal Special Education - Preschool Flow-Through	4600									
214	Federal Special Education - Preschool Discretionary	4605									
215	Federal Special Education - IDEA Flow Through	4620	1,584,066								
216	Federal Special Education - IDEA Room & Board	4625	81,728								
217	Federal Special Education - IDEA Discretionary	4630									
218	Federal Special Education - IDEA - Other (Describe & Itemize)	4699									
219	Total Federal Special Education		1,665,794	0		0	0				
220	CTE - PERKINS										
221	CTE - Perkins-Title III E Tech Prep	4770	34,345								
222	CTE - Other (Describe & Itemize)	4799									
223	Total CTE - Perkins		34,345	0			0				
224	Federal - Adult Education	4810									
225	ARRA - General State Aid - Education Stabilization	4850									
226	ARRA - Title I - Low Income	4851									
227	ARRA - Title I - Neglected, Private	4852									
228	ARRA - Title I - Delinquent, Private	4853									
229	ARRA - Title I - School Improvement (Part A)	4854									
230	ARRA - Title I - School Improvement (Section 1003g)	4855									
231	ARRA - IDEA - Part B - Preschool	4856									
232	ARRA - IDEA - Part B - Flow-Through	4857									
233	ARRA - Title IID - Technology - Formula	4860									
234	ARRA - Title IID - Technology - Competitive	4861									
235	ARRA - McKinney - Vento Homeless Education	4862									
236	ARRA - Child Nutrition Equipment Assistance	4863									
237	Impact Aid Formula Grants	4864									
238	Impact Aid Competitive Grants	4865									
239	Qualified Zone Academy Bond Tax Credits	4866									
240	Qualified School Construction Bond Credits	4867									
241	Build America Bond Tax Credits	4868									
242	Build America Bond Interest Reimbursement	4869									
243	ARRA - General State Aid - Other Government Services Stabilization	4870									
244	Other ARRA Funds - II	4871									
245	Other ARRA Funds - III	4872									
246	Other ARRA Funds - IV	4873									
247	Other ARRA Funds - V	4874									
248	ARRA - Early Childhood	4875									
249	Other ARRA Funds - VII	4876									
250	Other ARRA Funds - VIII	4877									
251	Other ARRA Funds - IX	4878									
252	Other ARRA Funds - X	4879									
253	Other ARRA Funds - Ed Job Fund Program	4880									
254	Total Stimulus Programs		0	0	0	0	0	0		0	0
255	Race to the Top Program	4901									
256	Race to the Top - Preschool Expansion Grant	4902									
257	Title III - Instruction for English Learners & Immigrant Students	4905									
258	Title III - English Language Acquisition	4909	44,100		122						
259	McKinney Education for Homeless Children	4920									
260	Title II - Eisenhower - Professional Development Formula	4930									

1	A	B	C	D	E	F	G	H	I	J	K
2	Description: Enter Whole Numbers Only	Acct #	(10) Educational	(20) Operations & Maintenance	(30) Debt Service	(40) Transportation	(50) Municipal Retirement/ Social Security	(60) Capital Projects	(70) Working Cash	(80) Tort	(90) Fire Prevention & Safety
261	Title II - Teacher Quality	4932	97,176								
262	Federal Charter Schools	4960									
263	State Assessment Grants	4981									
264	Grant for State Assessments and Related Activities	4982									
265	Medicaid Matching Funds - Administrative Outreach	4991	150,000								
266	Medicaid Matching Funds - Fee-For-Service Program	4992	625,000								
267	Other Restricted Grants Received from Federal Government through State (Describe & Itemize)	4999	349,398								
268	Total Restricted Grants-In-Aid Received from Federal Govt. Thru the State		4,046,914	0	0	0	0	0		0	0
269	TOTAL RECEIPTS/REVENUES FROM FEDERAL SOURCES	4000	4,046,914	0	0	0	0	0	0	0	0
270	TOTAL DIRECT RECEIPTS/REVENUES (without Student Activity Funds 1799)		91,359,259	10,622,204	10,932,298	5,412,399	3,077,304	109,548	417,845	0	191
271	TOTAL DIRECT RECEIPTS/REVENUES (with Student Activity Funds 1799)		92,859,259								

1	A	B	C	D	E	F	G	H	I	J	K
2	Description: Enter Whole Numbers Only	Funct #	(100) Salaries	(200) Employee Benefits	(300) Purchased Services	(400) Supplies & Materials	(500) Capital Outlay	(600) Other Objects	(700) Non-Capitalized Equipment	(800) Termination Benefits	(900) Total
3	10 - EDUCATIONAL FUND (ED)										
4	INSTRUCTION (ED)	1000									
5	Regular Programs	1100	34,107,708	7,209,216	665,560	1,721,878		2,601	24,949		43,731,912
6	Tuition Payment to Charter Schools	1115									0
7	Pre-K Programs	1125	1,340,371	199,408	14,331	36,083			1,000		1,591,193
8	Special Education Programs (Functions 1200 - 1220)	1200	8,287,539	1,385,524	258,360	361,424			120,000		10,412,847
9	Special Education Programs Pre-K	1225			1,914	2,350					4,264
10	Remedial and Supplemental Programs K-12	1250									0
11	Remedial and Supplemental Programs Pre-K	1275									0
12	Adult/Continuing Education Programs	1300									0
13	CTE Programs	1400	419,143	79,826	59,286	68,132			21,217		647,604
14	Interscholastic Programs	1500	1,566,115	51,947	178,695	2,158,352		15,394			3,970,503
15	Summer School Programs	1600	380,321	3,883		11,551					395,755
16	Gifted Programs	1650	73,859	39,889	1,545						115,293
17	Driver's Education Programs	1700	171,001	11,929	6,637	10,600	20,000				220,167
18	Bilingual Programs	1800	421,602	110,071	14,004	70,202			1,000		616,879
19	Truant Alternative & Optional Programs	1900									0
20	Pre-K Programs - Private Tuition	1910									0
21	Regular K-12 Programs Private Tuition	1911									0
22	Special Education Programs K-12 Private Tuition	1912									0
23	Special Education Programs Pre-K Tuition	1913									0
24	Remedial/Supplemental Programs K-12 Private Tuition	1914									0
25	Remedial/Supplemental Programs Pre-K Private Tuition	1915									0
26	Adult/Continuing Education Programs Private Tuition	1916									0
27	CTE Programs Private Tuition	1917									0
28	Interscholastic Programs Private Tuition	1918									0
29	Summer School Programs Private Tuition	1919									0
30	Gifted Programs Private Tuition	1920									0
31	Bilingual Programs Private Tuition	1921									0
32	Truants Alternative/Opt Ed Programs Private Tuition	1922									0
33	Student Activity Fund Expenditures	1999						1,500,000			1,500,000
34	Total Instruction¹⁴ (Without Student Activity Funds 1999)	1000	46,767,659	9,091,693	1,200,332	4,440,572	20,000	17,995	168,166	0	61,706,417
35	Total Instruction¹⁴ (With Student Activity Funds 1999)	1000	46,767,659	9,091,693	1,200,332	4,440,572	20,000	1,517,995	168,166	0	63,206,417
36	SUPPORT SERVICES (ED)	2000									
37	Support Services - Pupil	2100									
38	Attendance & Social Work Services	2110	1,234,918	195,454	6,968	18,567		523			1,456,430
39	Guidance Services	2120	955,819	113,540	3,824	6,800					1,079,983
40	Health Services	2130	1,628,683	229,216	290,467	37,487					2,185,853
41	Psychological Services	2140	768,429	114,043	48,744	2,500					933,716
42	Speech Pathology & Audiology Services	2150	1,688,265	171,705	8,310	15,000			5,000		1,888,280
43	Other Support Services - Pupils (Describe & Itemize)	2190	444,962	5,001	14,567	4,000					468,530
44	Total Support Services - Pupil	2100	6,721,076	828,959	372,880	84,354	0	523	5,000	0	8,012,792
45	Support Services - Instructional Staff	2200									
46	Improvement of Instruction Services	2210	1,893,267	124,957	791,478	115,956		5,000			2,930,658
47	Educational Media Services	2220	1,181,110	188,372	12,363	124,162					1,506,007
48	Assessment & Testing	2230			148,000						148,000
49	Total Support Services - Instructional Staff	2200	3,074,377	313,329	951,841	240,118	0	5,000	0	0	4,584,665
50	Support Services - General Administration	2300									
51	Board of Education Services	2310		165,000	527,666	9,476		60,320			762,462
52	Executive Administration Services	2320	701,592	128,925	70,806	25,772		8,296			935,391
53	Special Area Administration Services	2330									0
54	Tort Immunity Services	2360 - 2370									0
55	Total Support Services - General Administration	2300	701,592	293,925	598,472	35,248	0	68,616	0	0	1,697,853
56	Support Services - School Administration	2400									
57	Office of the Principal Services	2410	3,583,414	897,665	33,348	241,757		6,995			4,763,179
58	Other Support Services - School Administration (Describe & Itemize)	2490									0

1	A	B	C	D	E	F	G	H	I	J	K
2	Description: Enter Whole Numbers Only	Funct #	(100) Salaries	(200) Employee Benefits	(300) Purchased Services	(400) Supplies & Materials	(500) Capital Outlay	(600) Other Objects	(700) Non-Capitalized Equipment	(800) Termination Benefits	(900) Total
59	Total Support Services - School Administration	2400	3,583,414	897,665	33,348	241,757	0	6,995	0	0	4,763,179
60	Support Services - Business	2500									
61	Direction of Business Support Services	2510	194,424	59,367	826						254,617
62	Fiscal Services	2520	439,541	83,679	516,814	30,000		4,500			1,074,534
63	Operation & Maintenance of Plant Services	2540			115,000	119,000					234,000
64	Pupil Transportation Services	2550				1,600					1,600
65	Food Services	2560	853,265	210,335	80,120	1,123,762	40,000	4,077	19,447		2,331,006
66	Internal Services	2570									0
67	Total Support Services - Business	2500	1,487,230	353,381	712,760	1,274,362	40,000	8,577	19,447	0	3,895,757
68	Support Services - Central	2600									
69	Direction of Central Support Services	2610									0
70	Planning, Research, Development & Evaluation Services	2620									0
71	Information Services	2630	42,324	14,712	41,190	3,000					101,226
72	Staff Services	2640	333,681	99,848	52,511	15,931		993			502,964
73	Data Processing Services	2660	876,918	103,689	693,683	1,219,945		1,496			2,895,731
74	Total Support Services - Central	2600	1,252,923	218,249	787,384	1,238,876	0	2,489	0	0	3,499,921
75	Other Support Services (Describe & Itemize)	2900			75,161	11,459					86,620
76	Total Support Services	2000	16,820,612	2,905,508	3,531,846	3,126,174	40,000	92,200	24,447	0	26,540,787
77	COMMUNITY SERVICES (ED)	3000	23,000		400	9,102					32,502
78	PAYMENTS TO OTHER DIST & GOVT UNITS (ED)	4000									
79	Payments to Other Dist & Govt Units (In-State)	4100									
80	Payments for Regular Programs	4110									0
81	Payments for Special Education Programs	4120			10,000			25,000			35,000
82	Payments for Adult/Continuing Education Programs	4130									0
83	Payments for CTE Programs	4140									0
84	Payments for Community College Programs	4170									0
85	Other Payments to In-State Govt Units (Describe & Itemize)	4190									0
86	Total Payments to Other Dist & Govt Units (In-State)	4100			10,000			25,000			35,000
87	Payments for Regular Programs - Tuition	4210						65,000			65,000
88	Payments for Special Education Programs - Tuition	4220						2,215,000			2,215,000
89	Payments for Adult/Continuing Education Programs - Tuition	4230									0
90	Payments for CTE Programs - Tuition	4240									0
91	Payments for Community College Programs - Tuition	4270									0
92	Payments for Other Programs - Tuition	4280									0
93	Other Payments to In-State Govt Units (Describe & Itemize)	4290									0
94	Total Payments to Other Dist & Govt Units - Tuition (In State)	4200						2,280,000			2,280,000
95	Payments for Regular Programs - Transfers	4310									0
96	Payments for Special Education Programs - Transfers	4320									0
97	Payments for Adult/Continuing Ed Programs - Transfers	4330									0
98	Payments for CTE Programs - Transfers	4340									0
99	Payments for Community College Program - Transfers	4370									0
100	Payments for Other Programs - Transfers	4380									0
101	Other Payments to In-State Govt Units - Transfers (Describe & Itemize)	4390									0
102	Total Payments to Other Dist & Govt Units-Transfers (In State)	4300			0			0			0
103	Payments to Other Dist & Govt Units (Out of State)	4400									0
104	Total Payments to Other Dist & Govt Units	4000			10,000			2,305,000			2,315,000
105	DEBT SERVICE (ED)	5000									
106	Debt Service - Interest on Short-Term Debt	5100									
107	Tax Anticipation Warrants	5110									0
108	Tax Anticipation Notes	5120									0
109	Corporate Personal Property Repl Tax Anticipated Notes	5130									0
110	State Aid Anticipation Certificates	5140									0
111	Other Interest on Short-Term Debt (Describe & Itemize)	5150									0
112	Total Debt Service - Interest on Short-Term Debt	5100						0			0
113	Debt Service - Interest on Long-Term Debt	5200									0
114	Total Debt Service	5000						0			0
115	PROVISION FOR CONTINGENCIES (ED)	6000									0

125

1	A	B	C	D	E	F	G	H	I	J	K
2	Description: Enter Whole Numbers Only	Func #	(100) Salaries	(200) Employee Benefits	(300) Purchased Services	(400) Supplies & Materials	(500) Capital Outlay	(600) Other Objects	(700) Non-Capitalized Equipment	(800) Termination Benefits	(900) Total
116	Total Direct Disbursements/Expenditures (without Student Activity Funds (1999))		63,611,271	11,997,201	4,742,578	7,575,848	60,000	2,415,195	192,613	0	90,594,706
117	Total Direct Disbursements/Expenditures (with Student Activity Funds (1999))		63,611,271	11,997,201	4,742,578	7,575,848	60,000	3,915,195	192,613	0	92,094,706
118	Excess (Deficiency) of Receipts/Revenues Over Disbursements/Expenditures (Without Student Activity Funds 1999)										764,553
119	Excess (Deficiency) of Receipts/Revenues Over Disbursements/Expenditures (With Student Activity Funds 1999)										764,553
121	20 - OPERATIONS AND MAINTENANCE FUND (O&M)										
122	SUPPORT SERVICES (O&M)	2000									
123	Support Services - Pupil	2100									
124	Other Support Services - Pupils (Describe & Itemize)	2190									0
125	Support Services - Business	2500									
126	Direction of Business Support Services	2510									0
127	Facilities Acquisition & Construction Services	2530									0
128	Operation & Maintenance of Plant Services	2540	1,469,761	230,579	4,437,456	1,648,163	1,829,940	2,613			9,618,512
129	Pupil Transportation Services	2550					43,000				43,000
130	Food Services	2560									0
131	Total Support Services - Business	2500	1,469,761	230,579	4,437,456	1,648,163	1,872,940	2,613	0	0	9,661,512
132	Other Support Services (Describe & Itemize)	2900									0
133	Total Support Services	2000	1,469,761	230,579	4,437,456	1,648,163	1,872,940	2,613	0	0	9,661,512
134	COMMUNITY SERVICES (O&M)	3000									0
135	PAYMENTS TO OTHER DIST & GOVT UNITS (O&M)	4000									
136	Payments to Other Dist & Govt Units (In-State)	4100									
137	Payments for Regular Programs	4110									0
138	Payments for Special Education Programs	4120									0
139	Payments for CTE Program	4140									0
140	Other Payments to In-State Govt Units (Describe & Itemize)	4190									0
141	Total Payments to Other Dist & Govt Units (In-State)	4100			0			0			0
142	Payments to Other Dist & Govt Units (Out of State) ¹⁴	4400									0
143	Total Payments to Other Dist & Govt Unit	4000			0			0			0
144	DEBT SERVICE (O&M)	5000									
145	Debt Service - Interest on Short-Term Debt	5100									
146	Tax Anticipation Warrants	5110									0
147	Tax Anticipation Notes	5120									0
148	Corporate Personal Prop Repl Tax Anticipated Notes	5130									0
149	State Aid Anticipation Certificates	5140									0
150	Other Interest on Short-Term Debt (Describe & Itemize)	5150									0
151	Total Debt Service - Interest on Short-Term Debt	5100						0			0
152	Debt Service - Interest on Long-Term Debt	5200							165,434		165,434
153	Total Debt Service	5000							165,434		165,434
154	PROVISION FOR CONTINGENCIES (O&M)	6000									0
155	Total Direct Disbursements/Expenditures		1,469,761	230,579	4,437,456	1,648,163	1,872,940	168,047	0	0	9,826,946
156	Excess (Deficiency) of Receipts/Revenues Over Disbursements/Expenditures										795,258
157											
158	30 - DEBT SERVICE FUND (DS)										
159	PAYMENTS TO OTHER DIST & GOVT UNITS (DS)	4000									
160	Payments to Other Dist & Govt Units (In-State)	4100									
161	Payments for Regular Programs	4110									0
162	Payments for Special Education Programs	4120									0
163	Other Payments to In-State Govt Units (Describe & Itemize)	4190									0
164	Total Payments to Other Dist & Govt Units (In-State)	4000						0			0
165	DEBT SERVICE (DS)	5000									
166	Debt Service - Interest on Short-Term Debt	5100									
167	Tax Anticipation Warrants	5110									0

1	A	B	C	D	E	F	G	H	I	J	K
2	Description: Enter Whole Numbers Only	Func #	(100) Salaries	(200) Employee Benefits	(300) Purchased Services	(400) Supplies & Materials	(500) Capital Outlay	(600) Other Objects	(700) Non-Capitalized Equipment	(800) Termination Benefits	(900) Total
168	Tax Anticipation Notes	5120									0
169	Corporate Personal Prop Repl Tax Anticipation Notes	5130									0
170	State Aid Anticipation Certificates	5140									0
171	Other Interest on Short-Term Debt (Describe & Itemize)	5150									0
172	Total Debt Service - Interest On Short-Term Debt	5100						0			0
173	Debt Service - Interest on Long-Term Debt	5200						6,848,270			6,848,270
174	Debt Service - Payments of Principal on Long-Term Debt ¹⁵ (Lease/Purchase Principal Retired)	5300						3,960,630			3,960,630
175	Debt Service Other (Describe & Itemize)	5400						20,000			20,000
176	Total Debt Service	5000			0			10,828,900			10,828,900
177	PROVISION FOR CONTINGENCIES (DS)	6000									0
178	Total Direct Disbursements/Expenditures				0			10,828,900			10,828,900
179	Excess (Deficiency) of Receipts/Revenues Over Disbursements/Expenditures										103,398
180											
181	40 - TRANSPORTATION FUND (TR)										
182	SUPPORT SERVICES (TR)	2000									
183	Support Services - Pupils	2100									
184	Other Support Services - Pupils (Describe & Itemize)	2190									0
185	Support Services - Business										
186	Pupil Transportation Services	2550	2,871,728	1,536,015	540,533	786,275	1,000,000	4,944			6,739,495
187	Other Support Services (Describe & Itemize)	2900									0
188	Total Support Services	2000	2,871,728	1,536,015	540,533	786,275	1,000,000	4,944	0	0	6,739,495
189	COMMUNITY SERVICES (TR)	3000									0
190	PAYMENTS TO OTHER DIST & GOVT UNITS (TR)	4000									
191	Payments to Other Dist & Govt Units (In-State)	4100									
192	Payments for Regular Program	4110									0
193	Payments for Special Education Programs	4120									0
194	Payments for Adult/Continuing Education Programs	4130									0
195	Payments for CTE Programs	4140									0
196	Payments for Community College Programs	4170									0
197	Other Payments to In-State Govt Units (Describe & Itemize)	4190									0
198	Total Payments to Other Dist & Govt Units (In-State)	4100			0			0			0
199	Payments to Other Dist & Govt Units (Out-of-State) (Describe & Itemize)	4400									0
200	Total Payments to Other Dist & Govt Units	4000			0			0			0
201	DEBT SERVICE (TR)	5000									
202	Debt Service - Interest on Short-Term Debt	5100									
203	Tax Anticipation Warrants	5110									0
204	Tax Anticipation Notes	5120									0
205	Corporate Personal Prop Repl Tax Anticipation Notes	5130									0
206	State Aid Anticipation Certificates	5140									0
207	Other Interest on Short-Term Debt (Describe and Itemize)	5150									0
208	Total Debt Service - Interest On Short-Term Debt	5100						0			0
209	Debt Service - Interest on Long-Term Debt	5200									0
210	Debt Service - Payments of Principal on Long-Term Debt ¹⁵ (Lease/Purchase Principal Retired)	5300									0
211	Debt Service - Other (Describe and Itemize)	5400									0
212	Total Debt Service	5000						0			0
213	PROVISION FOR CONTINGENCIES (TR)	6000									0
214	Total Direct Disbursements/Expenditures		2,871,728	1,536,015	540,533	786,275	1,000,000	4,944	0	0	6,739,495
215	Excess (Deficiency) of Receipts/Revenues Over Disbursements/Expenditures										(1,327,096)
216											
217	50 - MUNICIPAL RETIREMENT/SOC SEC FUND (MR/SS)										127
218	INSTRUCTION (MR/SS)	1000									

1	A	B	C	D	E	F	G	H	I	J	K
2	Description: Enter Whole Numbers Only	Func#	(100) Salaries	(200) Employee Benefits	(300) Purchased Services	(400) Supplies & Materials	(500) Capital Outlay	(600) Other Objects	(700) Non-Capitalized Equipment	(800) Termination Benefits	(900) Total
219	Regular Program	1100		529,070							529,070
220	Pre-K Programs	1125		87,974							87,974
221	Special Education Programs (Functions 1200-1220)	1200		490,064							490,064
222	Special Education Programs Pre-K	1225									0
223	Remedial and Supplemental Programs K-12	1250									0
224	Remedial and Supplemental Programs Pre-K	1275									0
225	Adult/Continuing Education Programs	1300									0
226	CTE Programs	1400		6,766							6,766
227	Interscholastic Programs	1500		126,899							126,899
228	Summer School Programs	1600		4,233							4,233
229	Gifted Programs	1650		2,332							2,332
230	Driver's Education Programs	1700		1,811							1,811
231	Bilingual Programs	1800		10,659							10,659
232	Truant Alternative & Optional Programs	1900									0
233	Total Instruction	1000		1,259,808							1,259,808
234	SUPPORT SERVICES (MR/SS)	2000									
235	Support Services - Pupil	2100									
236	Attendance & Social Work Services	2110		33,442							33,442
237	Guidance Services	2120		12,612							12,612
238	Health Services	2130		188,599							188,599
239	Psychological Services	2140		11,508							11,508
240	Speech Pathology & Audiology Services	2150		36,762							36,762
241	Other Support Services - Pupils (Describe & Itemize)	2190		47,258							47,258
242	Total Support Services - Pupil	2100		330,181							330,181
243	Support Services - Instructional Staff	2200									
244	Improvement of Instruction Services	2210		4,083							4,083
245	Educational Media Services	2220		90,913							90,913
246	Assessment & Testing	2230									0
247	Total Support Services - Instructional Staff	2200		94,996							94,996
248	Support Services - General Administration	2300									
249	Board of Education Services	2310									0
250	Executive Administration Services	2320		50,186							50,186
251	Special Area Administrative Services	2330									0
252	Claims Paid from Self Insurance Fund	2361									0
253	Workers' Compensation or Workers' Occupation Disease Acts Payments	2362									0
254	Unemployment Insurance Payments	2363									0
255	Insurance Payments (regular or self-insurance)	2364									0
256	Risk Management and Claims Services Payments	2365									0
257	Judgment and Settlements	2366									0
258	Educatl, Inspectl, Supervisory Serv. Related to Loss Prevention or Reduction	2367									0
259	Reciprocal Insurance Payments	2368									0
260	Legal Service	2369									0
261	Total Support Services - General Administration	2300		50,186							50,186
262	Support Services - School Administration	2400									
263	Office of the Principal Services	2410		211,549							211,549
264	Other Support Services - School Administration (Describe & Itemize)	2490									0
265	Total Support Services - School Administration	2400		211,549							211,549
266	Support Services - Business	2500									
267	Direction of Business Support Services	2510		30,789							30,789
268	Fiscal Services	2520		75,685							75,685
269	Facilities Acquisition & Construction Services	2530									0
270	Operation & Maintenance of Plant Service	2540		220,915							220,915
271	Pupil Transportation Services	2550		522,466							522,466
272	Food Services	2560		143,384							143,384
273	Internal Services	2570									0
274	Total Support Services - Business	2500		993,239							993,239
275	Support Services - Central	2600									

128

1	A	B	C	D	E	F	G	H	I	J	K
2	Description: Enter Whole Numbers Only	Func #	(100) Salaries	(200) Employee Benefits	(300) Purchased Services	(400) Supplies & Materials	(500) Capital Outlay	(600) Other Objects	(700) Non-Capitalized Equipment	(800) Termination Benefits	(900) Total
276	Direction of Central Support Services	2610									0
277	Planning, Research, Development & Evaluation Services	2620									0
278	Information Services	2630		7,139							7,139
279	Staff Services	2640		40,002							40,002
280	Data Processing Services	2660		97,949							97,949
281	Total Support Services - Central	2600		145,090							145,090
282	Other Support Services (Describe & Itemize)	2900									0
283	Total Support Services	2000		1,825,241							1,825,241
284	COMMUNITY SERVICES (MR/SS)	3000									0
285	PAYMENTS TO OTHER DIST & GOVT UNITS (MR/SS)	4000									
286	Payments for Regular Programs	4110									0
287	Payments for Special Education Programs	4120									0
288	Payments for CTE Programs	4140									0
289	Total Payments to Other Dist & Govt Units	4000		0							0
290	DEBT SERVICE (MR/SS)	5000									
291	Debt Service - Interest on Short-Term Debt	5100									
292	Tax Anticipation Warrants	5110									0
293	Tax Anticipation Notes	5120									0
294	Corporate Personal Prop Repl Tax Anticipation Notes	5130									0
295	State Aid Anticipation Certificates	5140									0
296	Other (Describe & Itemize)	5150									0
297	Total Debt Service	5000						0			0
298	PROVISION FOR CONTINGENCIES (MR/SS)	6000									0
299	Total Direct Disbursements/Expenditures			3,085,049				0			3,085,049
300	Excess (Deficiency) of Receipts/Revenues Over Disbursements/Expenditures										(7,745)
302	60 - CAPITAL PROJECTS (CP)										
303	SUPPORT SERVICES (CP)	2000									
304	Support Services - Business										
305	Facilities Acquisition & Construction Services	2530									0
306	Other Support Services (Describe & Itemize)	2900									0
307	Total Support Services	2000	0	0	0	0	0	0	0		0
308	PAYMENTS TO OTHER DIST & GOVT UNITS (CP)	4000									
309	Payments to Other Dist & Govt Units (In-State)	4100									
310	Payments to Regular Programs	4110									0
311	Payment for Special Education Programs	4120									0
312	Payment for CTE Programs	4140									0
313	Payments to Other Govt Units (In-State) (Describe & Itemize)	4190									0
314	Total Payments to Other Districts & Govt Units	4000			0			0			0
315	PROVISION FOR CONTINGENCIES (CP)	6000									0
316	Total Direct Disbursements/Expenditures		0	0	0	0	0	0	0		0
317	Excess (Deficiency) of Receipts/Revenues Over Disbursements/Expenditures										109,548
319	70 WORKING CASH FUND (WC)										
321	80 - TORT FUND (TF)										
322	INSTRUCTION (TF)	1000									
323	Regular Programs	1100									0
324	Tuition Payment to Charter Schools	1115									0
325	Pre-K Programs	1125									0
326	Special Education Programs (Functions 1200 - 1220)	1200									0
327	Special Education Programs Pre-K	1225									0
328	Remedial and Supplemental Programs K-12	1250			129						0
329	Remedial and Supplemental Programs Pre-K	1275									0
330	Adult/Continuing Education Programs	1300									0
331	CTE Programs	1400									0

1	A	B	C	D	E	F	G	H	I	J	K
2	Description: Enter Whole Numbers Only	Func #	(100) Salaries	(200) Employee Benefits	(300) Purchased Services	(400) Supplies & Materials	(500) Capital Outlay	(600) Other Objects	(700) Non-Capitalized Equipment	(800) Termination Benefits	(900) Total
332	Interscholastic Programs	1500									0
333	Summer School Programs	1600									0
334	Gifted Programs	1650									0
335	Driver's Education Programs	1700									0
336	Bilingual Programs	1800									0
337	Truant Alternative & Optional Programs	1900									0
338	Pre-K Programs - Private Tuition	1910									0
339	Regular K-12 Programs Private Tuition	1911									0
340	Special Education Programs K-12 Private Tuition	1912									0
341	Special Education Programs Pre-K Tuition	1913									0
342	Remedial/Supplemental Programs K-12 Private Tuition	1914									0
343	Remedial/Supplemental Programs Pre-K Private Tuition	1915									0
344	Adult/Continuing Education Programs Private Tuition	1916									0
345	CTE Programs Private Tuition	1917									0
346	Interscholastic Programs Private Tuition	1918									0
347	Summer School Programs Private Tuition	1919									0
348	Gifted Programs Private Tuition	1920									0
349	Bilingual Programs Private Tuition	1921									0
350	Truants Alternative/Opt Ed Programs Private Tuition	1922									0
351	Total Instruction¹⁴	1000	0	0	0	0	0	0	0	0	0
352	SUPPORT SERVICES (TF)	2000									
353	Support Services - Pupil	2100									
354	Attendance & Social Work Services	2110									0
355	Guidance Services	2120									0
356	Health Services	2130									0
357	Psychological Services	2140									0
358	Speech Pathology & Audiology Services	2150									0
359	Other Support Services - Pupils (Describe & Itemize)	2190									0
360	Total Support Services - Pupil	2100	0	0	0	0	0	0	0	0	0
361	Support Services - Instructional Staff	2200									
362	Improvement of Instruction Services	2210									0
363	Educational Media Services	2220									0
364	Assessment & Testing	2230									0
365	Total Support Services - Instructional Staff	2200	0	0	0	0	0	0	0	0	0
366	Support Services - General Administration	2300									
367	Board of Education Services	2310									0
368	Executive Administration Services	2320									0
369	Special Area Administration Services	2330									0
370	Claims Paid from Self Insurance Fund	2361									0
371	Risk Management and Claims Services Payments	2365									0
372	Total Support Services - General Administration	2300	0	0	0	0	0	0	0	0	0
373	Support Services - School Administration	2400									
374	Office of the Principal Services	2410									0
375	Other Support Services - School Administration (Describe & Itemize)	2490									0
376	Total Support Services - School Administration	2400	0	0	0	0	0	0	0	0	0
377	Support Services - Business	2500									
378	Direction of Business Support Services	2510									0
379	Fiscal Services	2520									0
380	Operation & Maintenance of Plant Services	2540									0
381	Pupil Transportation Services	2550									0
382	Food Services	2560									0
383	Internal Services	2570									0
384	Total Support Services - Business	2500	0	0	0	0	0	0	0	0	0
385	Support Services - Central	2600									
386	Direction of Central Support Services	2610									0
387	Planning, Research, Development & Evaluation Services	2620									0

130

1	A	B	C	D	E	F	G	H	I	J	K
2	Description: Enter Whole Numbers Only	Func #	(100) Salaries	(200) Employee Benefits	(300) Purchased Services	(400) Supplies & Materials	(500) Capital Outlay	(600) Other Objects	(700) Non-Capitalized Equipment	(800) Termination Benefits	(900) Total
388	Information Services	2630									0
389	Staff Services	2640									0
390	Data Processing Services	2660									0
391	Total Support Services - Central	2600	0	0	0	0	0	0	0	0	0
392	Other Support Services (Describe & Itemize)	2900									0
393	Total Support Services	2000	0	0	0	0	0	0	0	0	0
394	COMMUNITY SERVICES (TF)	3000									0
395	PAYMENTS TO OTHER DIST & GOVT UNITS (TF)	4000									
396	Payments to Other Dist & Govt Units (In-State)	4100									
397	Payments for Regular Programs	4110									0
398	Payments for Special Education Programs	4120									0
399	Payments for Adult/Continuing Education Programs	4130									0
400	Payments for CTE Programs	4140									0
401	Payments for Community College Programs	4170									0
402	Other Payments to In-State Govt Units (Describe & Itemize)	4190									0
403	Total Payments to Other Dist & Govt Units (In-State)	4100			0			0			0
404	Payments for Regular Programs - Tuition	4210									0
405	Payments for Special Education Programs - Tuition	4220									0
406	Payments for Adult/Continuing Education Programs - Tuition	4230									0
407	Payments for CTE Programs - Tuition	4240									0
408	Payments for Community College Programs - Tuition	4270									0
409	Payments for Other Programs - Tuition	4280									0
410	Other Payments to In-State Govt Units (Describe & Itemize)	4290									0
411	Total Payments to Other Dist & Govt Units - Tuition (In State)	4200						0			0
412	Payments for Regular Programs - Transfers	4310									0
413	Payments for Special Education Programs - Transfers	4320									0
414	Payments for Adult/Continuing Ed Programs - Transfers	4330									0
415	Payments for CTE Programs - Transfers	4340									0
416	Payments for Community College Program - Transfers	4370									0
417	Payments for Other Programs - Transfers	4380									0
418	Other Payments to In-State Govt Units - Transfers (Describe & Itemize)	4390									0
419	Total Payments to Other Dist & Govt Units-Transfers (In State)	4300			0			0			0
420	Payments to Other Dist & Govt Units (Out of State)	4400									0
421	Total Payments to Other Dist & Govt Units	4000			0			0			0
422	DEBT SERVICE (TF)	5000									
423	Debt Service - Interest on Short-Term Debt										
424	Tax Anticipation Warrants	5110									0
425	Corporate Personal Property Replacement Tax Anticipation Notes	5130									0
426	Other Interest or Short-Term Debt (Describe & Itemize)	5150									0
427	Total Debt Service	5000						0			0
428	PROVISION FOR CONTINGENCIES (TF)	6000									0
429	Total Direct Disbursements/Expenditures		0	0	0	0	0	0	0	0	0
430	Excess (Deficiency) of Receipts/Revenues Over Disbursements/Expenditures										0
431											
432	90 - FIRE PREVENTION & SAFETY FUND (FP&S)										
433	SUPPORT SERVICES (FP&S)	2000									
434	Support Services - Business	2500									
435	Facilities Acquisition & Construction Services	2530									0
436	Operation & Maintenance of Plant Service	2540									0
437	Total Support Services - Business	2500	0	0	0	0	0	0	0		0
438	Other Support Services (Describe & Itemize)	2900									0
439	Total Support Services	2000	0	0	0	0	0	0	0		0
440	PAYMENTS TO OTHER DISTRICTS & GOVT UNITS (FP&S)	4000									
441	Payments to Regular Programs	4110									0
442	Payments to Special Education Programs	4120									0
443	Other Payments to In-State Govt Units (Describe & Itemize)	4190			131						0
444	Total Payments to Other Districts & Govt Units (FPS)	4000						0			0
445	DEBT SERVICE (FP&S)	5000									

1	A	B	C	D	E	F	G	H	I	J	K
2	Description: Enter Whole Numbers Only	Funct #	(100) Salaries	(200) Employee Benefits	(300) Purchased Services	(400) Supplies & Materials	(500) Capital Outlay	(600) Other Objects	(700) Non-Capitalized Equipment	(800) Termination Benefits	(900) Total
446	Debt Service - Interest on Short-Term Debt	5100									
447	Tax Anticipation Warrants	5110									0
448	Other Interest on Short-Term Debt <i>(Describe & Itemize)</i>	5150									0
449	Total Debt Service - Interest on Short-Term Debt	5100						0			0
450	Debt Service - Interest on Long-Term Debt	5200									0
451	Debt Service - Payments of Principal on Long-Term Debt ¹⁵ (Lease/Purchase Principal Retired)	5300									0
452	Total Debt Service	5000						0			0
453	PROVISIONS FOR CONTINGENCIES (FP&S)	6000									0
454	Total Direct Disbursements/Expenditures		0	0	0	0	0	0	0		0
455	Excess (Deficiency) of Receipts/Revenues Over Disbursements/Expenditures										191

This page is provided for detailed itemizations as requested within the body of the Report.

1. Fund 10 - Sales to Pupils (1614) - Meal sales to pupils
2. Fund 10 - Other food Services (1690) - Rebates
3. Fund 10 - Other District/School Activity Revenue (1790) - Athletic fees, uniforms, parking, summer camps
4. Fund 10 - Other Local Revenue (1999) - Miscellaneous revenue from other sources, device damage fees
- 5 Fund 10 - Other Restricted Revenue from State Sources (3999) - Library grant
- 6 Fund 10 - Other Restricted Grants Received from Federal Government (4999) - STEP grant, CARES Act
- 7 Fund 20 - Other Local Revenue (1999) - Miscellaneous revenue from other sources
- 8 Fund 10 - Other Support Services-Pupils (2190) - Student Supervisors and Lunchroom Supervisors
- 9 Fund 10 - Other Support Services (2900) - Copier maintenance and supplies
- 10 Fund 30 - Debt Service Other (5400) - Bond services charges
- 11 Fund 50 - Other Support Services-Pupils (2190) - Student Supervisors and Lunchroom Supervisors



	A	B	C	D	E	F
1	DEFICIT BUDGET SUMMARY INFORMATION - Operating Funds Only (School Districts Only)					
2	Description	EDUCATIONAL FUND (10)	OPERATIONS & MAINTENANCE FUND (20)	TRANSPORTATION FUND (40)	WORKING CASH FUND (70)	TOTAL
3	Direct Revenues	91,359,259	10,622,204	5,412,399	417,845	107,811,707
4	Direct Expenditures	90,594,706	9,826,946	6,739,495		107,161,147
5	Difference	764,553	795,258	(1,327,096)	417,845	650,560
6	Estimated Fund Balance - June 30, 2021	17,506,835	7,191,113	6,479,321	5,081,859	36,259,128
7	Balanced budget, no deficit reduction plan is required.					
8	<p><i>A deficit reduction plan is required if the local board of education adopts (or amends) the 2020-21 school district budget in which the "operating funds" listed above result in direct revenues (line 9) being less than direct expenditures (line 19) by an amount equal to or greater than one-third (1/3) of the ending fund balance (line 81).</i></p>					
10	<p>Note: <i>The balance is determined using only the four funds listed above. That is, if the estimated ending fund balance is less than three times the deficit spending, the district must adopt and file with ISBE a deficit reduction plan to balance the shortfall within three years.</i></p>					
12	<p><i>The School Code, Section 17-1 (105 ILCS 5/17-1) - If the 2019-2020 Annual Financial Report (AFR) reflects a deficit as defined above (page 36), then the school district shall adopt and submit a deficit reduction plan (found here on page 20-24) to ISBE within 30 days after acceptance of the AFR.</i></p>					
13	<p><i>The deficit reduction plan, if required, is developed using ISBE guidelines and format.</i></p>					

**ILLINOIS STATE BOARD OF EDUCATION
School Business Services Division**

	A	B	C	D	E	F	G
1	*School Districts Only		DEFICIT REDUCTION PLAN ESTIMATED BUDGET FY2020-2021				
2							
3	44-063-1580-22						
4	<i>District Number</i>						
5	Huntley Community School District 158						
6	<i>District Name</i>		Educational Fund	Operations & Maintenance Fund	Transportation Fund	Working Cash Fund	Total
7	ESTIMATED BEGINNING FUND BALANCE (must equal prior Ending Fund Balance)		16,742,282	6,395,855	7,806,417	4,664,014	35,608,568
8	RECEIPTS/REVENUES	Acct #					
9	LOCAL SOURCES	1000	60,565,599	8,622,204	2,276,082	417,845	71,881,730
10	FLOW-THROUGH RECEIPTS/REVENUES FROM ONE DISTRICT TO ANOTHER DISTRICT	2000	0	0	0		0
11	STATE SOURCES	3000	26,746,746	2,000,000	3,136,317	0	31,883,063
12	FEDERAL SOURCES	4000	4,046,914	0	0	0	4,046,914
13	Total Receipts/Revenues		91,359,259	10,622,204	5,412,399	417,845	107,811,707
14	DISBURSEMENTS/EXPENDITURES	Funct #					
15	INSTRUCTION	1000	61,706,417				61,706,417
16	SUPPORT SERVICES	2000	26,540,787	9,661,512	6,739,495		42,941,794
17	COMMUNITY SERVICES	3000	32,502	0	0		32,502
18	PAYMENTS TO OTHER DISTRICTS & GOVT. UNITS	4000	2,315,000	0	0		2,315,000
19	DEBT SERVICES	5000	0	165,434	0		165,434
20	PROVISION FOR CONTINGENCIES	6000	0	0	0		0
21	Total Disbursements/Expenditures		90,594,706	9,826,946	6,739,495		107,161,147
22	Excess of Receipts/Revenue Over/(Under) Disbursements/Expenditures		764,553	795,258	(1,327,096)	417,845	650,560
23	OTHER SOURCES/USES OF FUNDS						
24	OTHER SOURCES OF FUNDS (7000)		0	0	0	0	0
25	OTHER USES OF FUNDS (8000)		0	0	0	0	0
26	TOTAL OTHER SOURCES/USES OF FUNDS		0	0	0	0	0
27	ESTIMATED ENDING FUND BALANCE		17,506,835	7,191,113	6,479,321	5,081,859	36,259,128

ILLINOIS STATE BOARD OF EDUCATION
School Business Services Division

	A	B	H	I	J	K	L
1	*School Districts Only		ESTIMATED BUDGET FY2021-2022				
2							
3	44-063-1580-22						
4	<i>District Number</i>						
5	Huntley Community School District 158						
6	<i>District Name</i>		Educational Fund	Operations & Maintenance Fund	Transportation Fund	Working Cash Fund	Total
7	ESTIMATED BEGINNING FUND BALANCE (must equal prior Ending Fund Balance)		17,506,835	7,191,113	6,479,321	5,081,859	36,259,128
8	RECEIPTS/REVENUES	Acct #					
9	LOCAL SOURCES	1000					0
10	FLOW-THROUGH RECEIPTS/REVENUES FROM ONE DISTRICT TO ANOTHER DISTRICT	2000					0
11	STATE SOURCES	3000					0
12	FEDERAL SOURCES	4000					0
13	Total Receipts/Revenues		0	0	0	0	0
14	DISBURSEMENTS/EXPENDITURES	Funct #					
15	INSTRUCTION	1000					0
16	SUPPORT SERVICES	2000					0
17	COMMUNITY SERVICES	3000					0
18	PAYMENTS TO OTHER DISTRICTS & GOVT. UNITS	4000					0
19	DEBT SERVICES	5000					0
20	PROVISION FOR CONTINGENCIES	6000					0
21	Total Disbursements/Expenditures		0	0	0		0
22	Excess of Receipts/Revenue Over/(Under) Disbursements/Expenditures		0	0	0	0	0
23	OTHER SOURCES/USES OF FUNDS						
24	OTHER SOURCES OF FUNDS (7000)						0
25	OTHER USES OF FUNDS (8000)						0
26	TOTAL OTHER SOURCES/USES OF FUNDS		0	0	0	0	0
27	ESTIMATED ENDING FUND BALANCE		17,506,835	7,191,113	6,479,321	5,081,859	36,259,128

ILLINOIS STATE BOARD OF EDUCATION
School Business Services Division

	A	B	M	N	O	P	Q
1	*School Districts Only		ESTIMATED BUDGET FY2022-2023				
2							
3	44-063-1580-22						
4	<i>District Number</i>						
5	Huntley Community School District 158						
6	<i>District Name</i>		Educational Fund	Operations & Maintenance Fund	Transportation Fund	Working Cash Fund	Total
7	ESTIMATED BEGINNING FUND BALANCE (must equal prior Ending Fund Balance)		17,506,835	7,191,113	6,479,321	5,081,859	36,259,128
8	RECEIPTS/REVENUES	Acct #					
9	LOCAL SOURCES	1000					0
10	FLOW-THROUGH RECEIPTS/REVENUES FROM ONE DISTRICT TO ANOTHER DISTRICT	2000					0
11	STATE SOURCES	3000					0
12	FEDERAL SOURCES	4000					0
13	Total Receipts/Revenues		0	0	0	0	0
14	DISBURSEMENTS/EXPENDITURES	Funct #					
15	INSTRUCTION	1000					0
16	SUPPORT SERVICES	2000					0
17	COMMUNITY SERVICES	3000					0
18	PAYMENTS TO OTHER DISTRICTS & GOVT. UNITS	4000					0
19	DEBT SERVICES	5000					0
20	PROVISION FOR CONTINGENCIES	6000					0
21	Total Disbursements/Expenditures		0	0	0		0
22	Excess of Receipts/Revenue Over/(Under) Disbursements/Expenditures		0	0	0	0	0
23	OTHER SOURCES/USES OF FUNDS						
24	OTHER SOURCES OF FUNDS (7000)						0
25	OTHER USES OF FUNDS (8000)						0
26	TOTAL OTHER SOURCES/USES OF FUNDS		0	0	0	0	0
27	ESTIMATED ENDING FUND BALANCE		17,506,835	7,191,113	6,479,321	5,081,859	36,259,128

**ILLINOIS STATE BOARD OF EDUCATION
School Business Services Division**

	A	B	R	S	T	U	V
1	*School Districts Only		ESTIMATED BUDGET FY2023-2024				
2							
3	44-063-1580-22						
4	<i>District Number</i>						
5	Huntley Community School District 158						
6	<i>District Name</i>		Educational Fund	Operations & Maintenance Fund	Transportation Fund	Working Cash Fund	Total
7	ESTIMATED BEGINNING FUND BALANCE (must equal prior Ending Fund Balance)		17,506,835	7,191,113	6,479,321	5,081,859	36,259,128
8	RECEIPTS/REVENUES	Acct #					
9	LOCAL SOURCES	1000					0
10	FLOW-THROUGH RECEIPTS/REVENUES FROM ONE DISTRICT TO ANOTHER DISTRICT	2000					0
11	STATE SOURCES	3000					0
12	FEDERAL SOURCES	4000					0
13	Total Receipts/Revenues		0	0	0	0	0
14	DISBURSEMENTS/EXPENDITURES	Funct #					
15	INSTRUCTION	1000					0
16	SUPPORT SERVICES	2000					0
17	COMMUNITY SERVICES	3000					0
18	PAYMENTS TO OTHER DISTRICTS & GOVT. UNITS	4000					0
19	DEBT SERVICES	5000					0
20	PROVISION FOR CONTINGENCIES	6000					0
21	Total Disbursements/Expenditures		0	0	0		0
22	Excess of Receipts/Revenue Over/(Under) Disbursements/Expenditures		0	0	0	0	0
23	OTHER SOURCES/USES OF FUNDS						
24	OTHER SOURCES OF FUNDS (7000)						0
25	OTHER USES OF FUNDS (8000)						0
26	TOTAL OTHER SOURCES/USES OF FUNDS		0	0	0	0	0
27	ESTIMATED ENDING FUND BALANCE		17,506,835	7,191,113	6,479,321	5,081,859	36,259,128

**ILLINOIS STATE BOARD OF EDUCATION
School Business Services Division**

	A	B	W	X	Y	Z
1	*School Districts Only		SUMMARY BUDGET ADDENDUM - DEFICIT REDUCTION PLAN ESTIMATED BUDGET <i>Date of Adoption:</i> _____ (Enter as MM/DD/YY)			
2						
3	44-063-1580-22					
4	<i>District Number</i>					
5	Huntley Community School District 158					
6	<i>District Name</i>		FY2020-2021	FY2021-2022	FY2022-2023	FY2023-2024
7	ESTIMATED BEGINNING FUND BALANCE <i>(must equal prior Ending Fund Balance)</i>		35,608,568	36,259,128	36,259,128	36,259,128
8	RECEIPTS/REVENUES	Acct #				
9	LOCAL SOURCES	1000	71,881,730	0	0	0
10	FLOW-THROUGH RECEIPTS/REVENUES FROM ONE DISTRICT TO ANOTHER DISTRICT	2000	0	0	0	0
11	STATE SOURCES	3000	31,883,063	0	0	0
12	FEDERAL SOURCES	4000	4,046,914	0	0	0
13	Total Receipts/Revenues		107,811,707	0	0	0
14	DISBURSEMENTS/EXPENDITURES	Funct #				
15	INSTRUCTION	1000	61,706,417	0	0	0
16	SUPPORT SERVICES	2000	42,941,794	0	0	0
17	COMMUNITY SERVICES	3000	32,502	0	0	0
18	PAYMENTS TO OTHER DISTRICTS & GOVT. UNITS	4000	2,315,000	0	0	0
19	DEBT SERVICES	5000	165,434	0	0	0
20	PROVISION FOR CONTINGENCIES	6000	0	0	0	0
21	Total Disbursements/Expenditures		107,161,147	0	0	0
22	Excess of Receipts/Revenue Over/(Under) Disbursements/Expenditures		650,560	0	0	0
23	OTHER SOURCES/USES OF FUNDS					
24	OTHER SOURCES OF FUNDS (7000)		0	0	0	0
25	OTHER USES OF FUNDS (8000)		0	0	0	0
26	TOTAL OTHER SOURCES/USES OF FUNDS		0	0	0	0
27	ESTIMATED ENDING FUND BALANCE		36,259,128	36,259,128	36,259,128	36,259,128

Deficit Reduction Plan-Background/Assumptions (School Districts Only)
Fiscal Year 2020-2021 through Fiscal Year 2023-2024

Huntley Community School District 158 44-063-1580-22

Please complete the following schedule and include a brief description to identify any areas of the budget that will be impacted from one year to the next. If the deficit reduction plan relies upon new local revenues, identify contingencies for further budget reductions which will be enacted in the event those new revenues are not available.

1. Background and Narrative of Budget Reductions:

2. Assumptions Used in the Deficit Reduction Plan:

- EBF and Estimated New Tier Funding:

- Equal Assessed Valuation and Tax Rates:

- Employee Salaries and Benefits:

- Short and Long Term Borrowing:

- Educational Impact:

- Other Assumptions:

- Has the district considered shared services or outsourcing (Ex: Transportation, Insurance) If yes please explain:

ESTIMATED LIMITATION OF ADMINISTRATIVE COSTS (School Districts Only)

(For Local Use Only)

This is an estimated Limitation of Administrative Costs Worksheet only and will not be accepted for Official Submission of the Limitation of Administrative Costs Worksheet.

The worksheet is intended for use during the budgeting process to estimate the district's percent increase of FY2021 budgeted expenditures over FY2020 actual expenditures. Budget information is copied to this page. Insert the prior year estimated actual expenditures to compute the estimated percentage increase (decrease).

The official Limitation of Administrative Costs Worksheet is attached to the end of the Annual Financial Report (ISBE Form 50-35) and may be submitted in conjunction with that report.

An official Limitation of Administrative Costs Worksheet can also be found on the ISBE website at: [Limitation of Administrative Costs](#)

ESTIMATED LIMITATION OF ADMINISTRATIVE COSTS WORKSHEET
(Section 17-1.5 of the School Code)

School District Name: **Huntley Community School District 158**
RCDT Number: **44-063-1580-22**

Description	Funct. No.	Estimated Actual Expenditures, Fiscal Year 2020				Budgeted Expenditures, Fiscal Year 2021			
		(10) Educational Fund	(20) Operations & Maintenance Fund	(80) Tort Fund *	Total	(10) Educational Fund	(20) Operations & Maintenance Fund	(80) Tort Fund	Total
1. Executive Administration Services	2320	1,117,066		0	1,117,066	935,391		0	935,391
2. Special Area Administration Services	2330	75,535		0	75,535	0		0	0
3. Other Support Services - School Administration	2490			0	0	0		0	0
4. Direction of Business Support Services	2510	216,090		0	216,090	254,617	0	0	254,617
5. Internal Services	2570			0	0	0		0	0
6. Direction of Central Support Services	2610			0	0	0		0	0
7. Deduct - Early Retirement or other pension obligations required by state law and included above.					0				0
8. Totals		1,408,691	0	0	1,408,691	1,190,008	0	0	1,190,008
9. Estimated Percent Increase (Decrease) for FY2021 (Budgeted) over FY2020 (Actual)									-16%

* For FY 2020 Tort Fund Expenditures, first complete the Estimated Limitation of Administrative Costs - Crosswalk of FY 2020 Tort Fund Expenditures, located below on lines 43-70

Estimated Limitation of Administrative Costs - Crosswalk of FY 2020 Tort Fund Expenditures

The 23 Illinois Administrative Code, Part 100 Requirements for Accounting, Budgeting, Financial Reporting and Auditing, was amended effective with the beginning of FY 2021.

To assist districts with the crosswalk of its Limitation of Administrative Costs Worksheet (LAC) within the school district's FY 2021 budget, please complete the crosswalk of FY 2020 Tort Fund expenditures that would have been reflected within one of the Limitation of Administrative Costs functions if the amended rules were effective beginning with FY 2020.

If a school district has FY 2020 Tort Fund expenditures, a Limitation of Administrative Costs – Tort Fund Crosswalk must be completed and must be submitted in conjunction with the FY 2021 Limitation of Administrative Costs Worksheet.

School District Name: Huntley Community School District 158

RCDT Number: 44-063-1580-22

			How Expenditures would have been reported had FY 2021 Amended Rules been implemented for FY 2020							
FY 2020 Tort Fund Expenditures	FY 2020 Function	FY 2020 Total Expenditure	Function 2320	Function 2330	Function 2490	Function 2510	Function 2570	Function 2610	Other Function Outside of the LAC Functions	Total (Must agree with Expenditures in column E)
Claims Paid from Self Insurance Fund	2361									0
Workers' Compensation or Worker's Occupation Disease Acts Pymts	2362									0
Unemployment Insurance Payments	2363									0
Insurance Payments (Regular or Self-Insurance)	2364									0
Risk Management and Claims Services Payments	2365									0
Judgment and Settlements	2366									0
Educational, Inspectional, Supervisory Services Related to Loss Prevention or Reduction	2367									0
Reciprocal Insurance Payments	2368									0
Legal Services	2369									0
Property Insurance (Buildings & Grounds)	2371									0
Vehicle Insurance (Transportation)	2372									0
Totals		0	0	0	0	0	0	0	0	0

Please email finance1@isbe.net or call 217-785-8779 with any questions.

Reference Description

- 1 Each fund balance should correspond to the fund balance reflected on the books as of June 30th - Balance Sheet Accounts #720 and #730 (audit figures, if available).
- 2 Accounting and Financial Reporting for Certain Grants and Other Financial Assistance. The "On-Behalf" Payments should only be reflected on this page (Budget Summary, Lines 10 and 20).
- 3 Requires the secretary of the school board to notify the county clerk (within 30 days of the transfer approval) to abate an equal amount of taxes to be next extended. See Sec. 10-22.14 & 17-2.11.
- 3^a Requires notification to the county clerk to abate an equal amount from taxes next extended. See section 10-22.14
- 4 Principal on Bonds Sold:
 - (1) Funding Bonds are to be entered in the fund or funds in which the liability occurs.
 - (2) Refunding Bonds can be entered in the Debt Services Fund only.
 - (3) Building Bonds can be entered in the Capital Projects Fund only.
 - (4) Fire Prevention and Safety Bonds can be entered in the Fire Prevention & Safety Fund only.
- 5

The proceeds from the sale of school sites, buildings, or other real estate shall be used first to pay the principal and interest on any outstanding bonds on the property being sold, and after all such bonds have been retired, the remaining proceeds from the sale next shall be used by the school board to meet any urgent district needs as determined under Sections 2-3.12 and 17-2.11 of the School Code. Once these issues have been addressed, any remaining proceeds may be used for any other authorized purpose and for deposit into any district fund.
- 6 The School Code, Section 10-22.44 prohibits the transfer of interest earned on the investment of "any funds for purposes of Illinois Municipal Retirement under the Pension Code." This prohibition does not include funds for Social Security and Medicare-only purposes. For additional requirements on interest earnings, see 23 Illinois Administrative Code, Part 100, Section 100.50.
- 7 Cash plus investments must be greater than or equal to zero.
- 8 For cash basis budgets, this total will equal the Budget Summary - Total Direct Receipts/Revenues (Line 9) plus Total Other Sources of Funds (Line 46).
- 9 For cash basis budgets, this total will equal the Budget Summary - Total Direct Disbursements/Expenditures (Line 19) plus Total Other Uses of Funds (Line 79).
- 10 Working Cash Fund loans may be made to any district fund for which taxes are levied (Section 20-5 of the School Code).
- 11 Include revenue accounts 1110 through 1115, 1117, 1118 & 1120.
- 12 The School Code Section 17-2.2c. Tax for leasing educational facilities or computer technology or both, and for temporary relocation expense purposes.
- 13 Corporate personal property replacement tax revenue must be first applied to the Municipal Retirement/Social Security Fund to replace tax revenue lost due to the abolition of the corporate personal property tax (30 ILCS 115/12). This provision does not apply to taxes levied for Medicare-Only purposes.
- 14 Only tuition payments made to private facilities. See Functions 4200 or 4400 for estimated public facility disbursements/expenditures.
- 15 Payment towards the retirement of lease/purchase agreements or bonded/other indebtedness (principal only) otherwise reported within the fund - e.g.: alternate revenue bonds. (Describe & Itemize)
- 16 Only abolishment of Working Cash Fund must transfer its funds directly to the Educational Fund upon adoption of a resolution and at the close of the current school Year (see 105 ILCS 5/20-8 for further explanation)
Only abatement of working cash fund can transfer its funds to any fund in most need of money
(see 105 ILCS 5/20-10 for further explanation)



Huntley Community School District 158

650 Dr. John Burkey Drive
Algonquin, Illinois 60102
(847) 659-6158 • www.district158.org

CERTIFICATION OF BUDGET (Appropriation Ordinance)

I, the undersigned, duly elected, qualified and acting President of the Board of Education of Huntley Community School District 158, McHenry and Kane Counties, Illinois, does hereby certify that the attached hereto is a true and correct copy of the Budget (Appropriation Ordinance) of said Huntley Community School District 158 for the fiscal year beginning July 1, 2020, as adopted on September 17, 2020.

SEAL

Date: _____

Anthony Quagliano, President, Board of Education, Huntley Community School District 158