



**MINOOKA COMMUNITY HIGH SCHOOL DISTRICT #111  
REGULAR BOARD MEETING  
TUESDAY, NOVEMBER 15, 2022, 6:00 PM**

The Regular Board Meeting will be held at the  
Academic Resource Center  
301 South Wabena Avenue  
Minooka, Illinois 60447

**AGENDA**

1. **Call to Order**
2. **Roll Call**
3. **Pledge of Allegiance**
4. **Communications / Recognition**
5. **Public Comments** - (Per Board Policy 2:230, comments shall be limited to 5 minutes.)
6. **Administrative Reports**
  - A. Superintendent 4
  - B. Principal 5
  - C. Assistant Superintendent of Business 6
  - D. Director of Curriculum & Instruction
    1. Board Report 18
    2. School Report Card Overview 19
  - E. Community Relations Director 31
7. **Consent Agenda**
  - A. Approval of Open Session Minutes 33
  - B. Approval of Financial Reports
    1. Monthly Financial Report 42
    2. Payment of Bills/Total 52
    3. Employee Payroll 158
    4. Imprest Fund Report/Total 159
    5. Activity Fund Report 160
    6. Treasurer's Report (Cash/YTD - Exp/Rev) 165
8. **Committee Reports**
  - Buildings & Grounds (Mr. Shepard) - November 9, 2022
  - Co-Curricular (Mr. Spivey) - None
  - Curricular (Mr. Grzetic) - November 9, 2022
  - Finance (Mrs. Crye) - November 9, 2022

- Personnel (Mr. Brozovich) - November 9, 2022
- Policy (Mr. Grzetich) - None
- Special Education (Mr. Heap) - None
- Technology (Mr. Spivey) - None
- Transportation (Mr. Shepard) - None
- GAVC (Mrs. Hrechko) - October 25, 2022
- GCSEC (Mr. Heap) - None
- Equity & Diversity (Mrs. Crye, Mr. Brozovich) None

9. **Discussion Items**

A. Educational Foundation Update	277
B. Strategic Plan Update	278
C. Audit	279

10. **Action Items**

A. Consideration and Possible Approval of the FY 23 Curriculum proposal as presented.	357
B. Consideration and Possible Acceptance of FY22 Audit as presented	
C. Consideration and Possible Approval of the expansion of the R-Lock Lockdown System in the amount of \$37,715 for Central Campus and \$39,550 for South Campus as presented.	377
D. Consideration and Possible Approval to rank the top 3 architect firms and begin contract negotiations in that order until a contract is agreed to with a successful Firm: 1) DLA 2) Healy Bender 3) Cordogan-Clark.	
E. Consideration and Possible Approval of the Resolution authorizing intervention in proceedings before the Kendall County Board of Review and State of Illinois property tax appeal board as presented.	382
F. Consideration and Possible Approval of the short term bus lease extension with Midwest Bus Sales in the amount of \$794.36 per bus, per month as presented.	394
G. Consideration and Possible Approval of the FY23 Tentative Levy as presented.	

11. **Executive Session** - To adjourn the meeting to executive session for discussion on matters related to minutes; the appointment, compensation, discipline, dismissal, employment and performance of specific employees of the District; and student discipline.

12. **Action Items Following Executive Session**

- A. Consideration and Possible Approval of Closed Session Minutes
- B. Consideration and Possible Acceptance of Resignation(s)
- C. Consideration and Possible Approval of Paid/Unpaid Leave Request(s)
- D. Consideration and Possible Approval of Employment
- E. Consideration and Possible Approval of Employee Wage and Benefit Payment as

presented.

**13. Announcements and Communications**

**14. Adjourn**

**Superintendent Report  
BOE Meeting  
11/15/2022**

**Thank You**

November 15 is School Board Appreciation Day. On the behalf of the students, staff, parents and community, I would like to thank each of you for your dedication to the MCHS community. Being a school board member is not an easy position. We truly appreciate your time and dedication to betterment of our community's youth.

**Board of Education Election**

Candidates for the office of school board can now circulate nominating petitions for signatures. The period for filing papers runs from December 12, 2022 through December 19, 2022. Candidates no longer file any paperwork with the district. All filing is done through the Grundy County Clerk's Office.

**Veterans Day Breakfast and Assembly**

We had over 30 veterans join us for breakfast on Veterans Day, November 11, 2022. After breakfast, we had a very engaging assembly at both campuses that was headlined by the Joliet West JROTC drill team.



# MINOOKA

## COMMUNITY HIGH SCHOOL

District #111 mchs.net

*Mission: Strengthen **M**astery, **C**ollaboration, **H**igh Expectations, and **S**uccess for All Students.*

---

To: Dr. Robert Schiffbauer, Board of Education

From: Jamie Soliman

Date: November 15, 2022

Subject: November Board Report

### **Veterans Day**

On November 11, 2022 we held a Veterans Day Breakfast Celebration and Assembly at both campuses. We had over 30 veterans join us for this celebration. Our assembly included a welcome of our veterans in attendance, exhibitions from Joliet West ROTC, a reading from *The Warriors Heart*, and “Taps” played by student Peyton Kueltzo. Thank you to Hillary Holden and her team for putting together this program.

### **Parent Teacher Conferences**

On November 21, 2022, we welcome parents to meet with our teachers regarding their student’s progress. Conferences are from 10:00am - 6:00pm at South Campus, and are offered in two formats: in-person and virtual. Parents can sign up by visiting the PTC Wizard website or by calling Ms. Marci Jordan, Principal Secretary.

### **Institute Day**

On November 22, 2022, we will host a Teacher Institute Day at South Campus. Included in our day is a general session with information on the School Report Card, the Five Essentials Survey, and Two-Factor Authentication and Phishing Tests. From there, teachers will move into learning rotations on Digital Instruction, Literacy, and Identifying and Supporting Students in Need. Finally, our PE/Health/Driver Education Department and winter coaches will attend CPR training, while our Math Department will attend The Thinking Classroom training. There is also time carved out for a mentor meeting, an ESL meeting, and individual work time.

### **Athletics**

Fall sports wrapped up their seasons on November 10, 2022 with a fall sports awards night. Some highlights from the season include girls cross country taking 4th place in state, Zachary Balzer taking 18th in state for boys cross country, football advancing to two rounds of the playoffs, and 6 students honored at the [Athletic Collegiate Signing Night](#). Congratulations to all coaches and athletes on a great season!

Board Report

November 11, 2022

1. **Parking Lots** - The new parking lot is progressing. Storm sewer work will begin on November 14th and the first coat of asphalt ( binder coat ) is scheduled for the week after thanksgiving. See photos below:
2. **Roof Wind Damage** - The Central campus suffered wind damage on Saturday, November 5th. The insurance company has been notified and our roofing contractor has made repairs to keep the roof watertight. Additional work will be needed to address the damage. I will keep the Board updated as we move forward. See photos below.
3. **Audit** - The auditor has informed us that they have completed our audit and it will be presented to the Board of Education at this next meeting.
4. **Kendall Power Tax Appeal Intervention.** The district has partnered with other taxing bodies affected by the Kendall Power Tax Appeal. We will be intervening on this appeal and working with our tax counsel, other taxing bodies and the Kendall County Assessor to ensure that a fair assessment is achieved.
5. **Aux Sable TIF Extension** - We are working with the Village of Channahon and Minooka 201 on a TIF Extension agreement with Aux Sable. This agreement will result in an increased Equalized Assessed Value (EAV) and net District 111 over \$1 million dollars in additional tax revenue. I will keep you updated as this progresses.

Parking Lot Photos







## Central Roof Wind Storm Damage and Repairs







**PHOTOGRAPHS**



Overview




Overview



overview



Overview



6" cured cover strip installed along the edge



overview

## PHOTOGRAPHS



EPDM ran up and over the edge



EPDM fastened to the cleat









# MINOOKA

## COMMUNITY HIGH SCHOOL

District #111 mchs.net

*Mission: Strengthen **M**astery, **C**ollaboration, **H**igh Expectations, and **S**uccess for All Students.*

---

To: Dr. Robert Schiffbauer, Board of Education

From: Dr. Phil Pakowski

Date: November 15, 2022

Subject: November Board Report

### **Administrator Academy**

On November 9th the Minooka Administration attended an Administrator Academy workshop titled: Improving Crisis Decision Making for Safer School Environments. The training provided the administrative team with strategies and scenarios to share with staff to help improve our safety plans and practices.

### **Instructional Team Meeting**

The instructional team met on November 1st to discuss staff feedback on Literacy strategies that are being used in departments across the buildings. Some of the instructional team members will be presenting strategies to staff during a breakout session on our November 22nd Institute day.

### **Dual Credit Presentation by JJC (Virtual)**

On Thursday, November 17th, JJC will be sharing information about Dual Credit Courses offered at Minooka High School at 6pm. Parents will be able to login and listen to the presentation in order to learn more about the courses offered and what is required of students to take a Dual Credit course. There will be an opportunity for participants to ask questions following the presentation.

### **AP Exams Ordered**

AP exams will be ordered on November 15th for students taking full-year courses and first semester courses. We will be ordering 1,100 AP exams for 693 students. AP Exams will be taken over the course of two weeks in May.

# Illinois School Report Card 2022

19

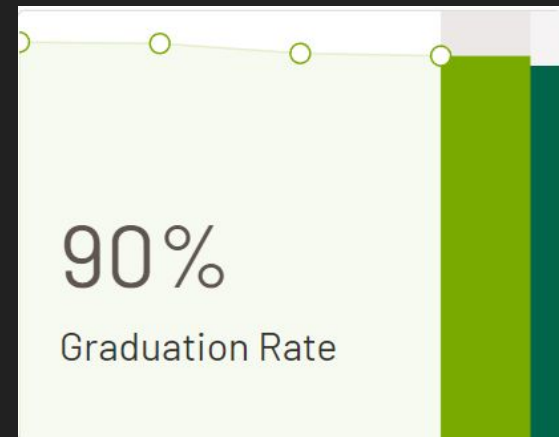
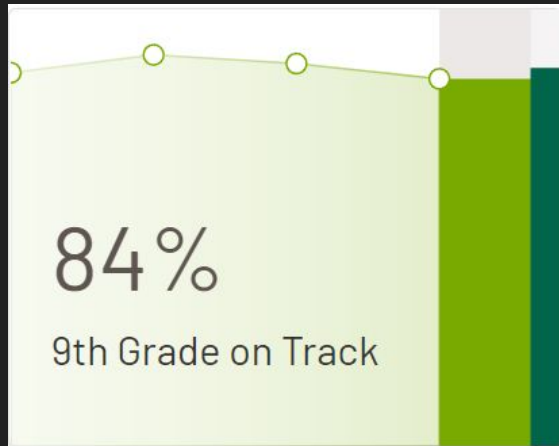
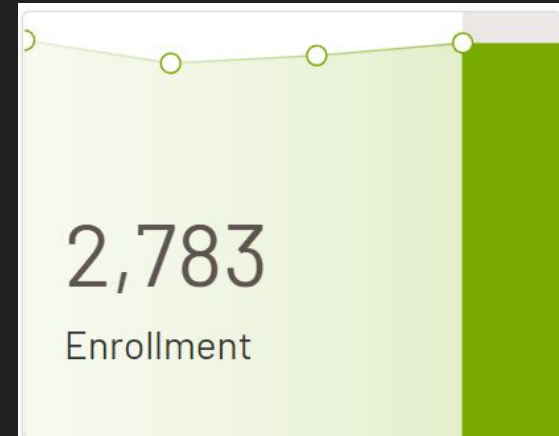
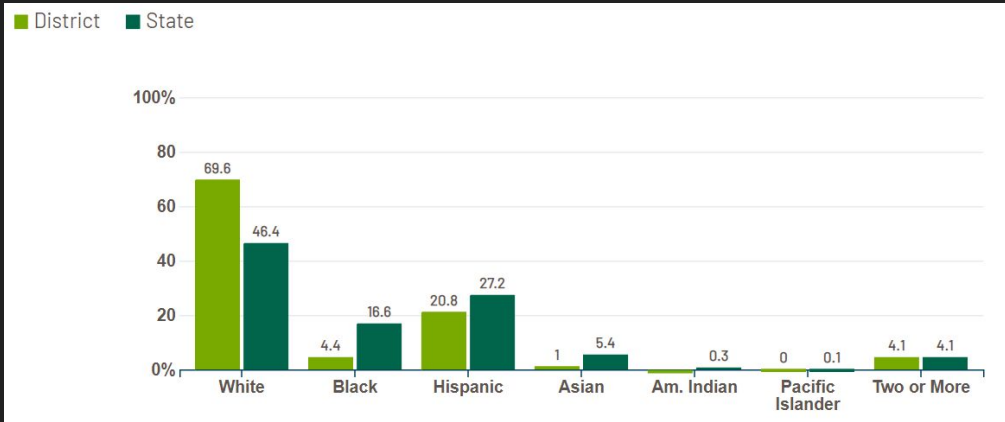
Minooka Community High School District 111

[www.illinoisreportcard.com](http://www.illinoisreportcard.com)

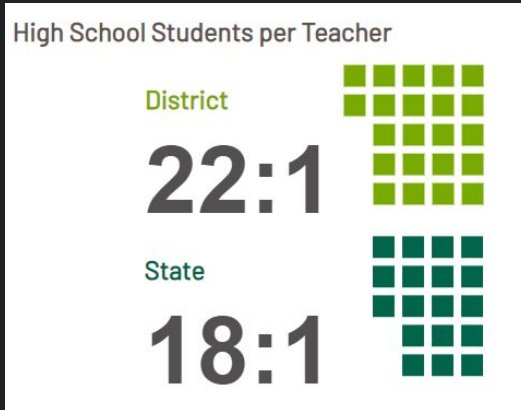
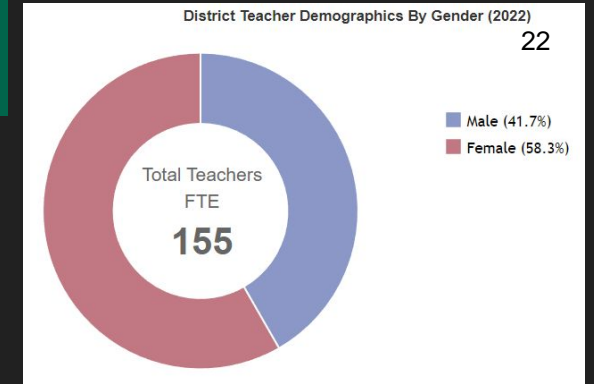
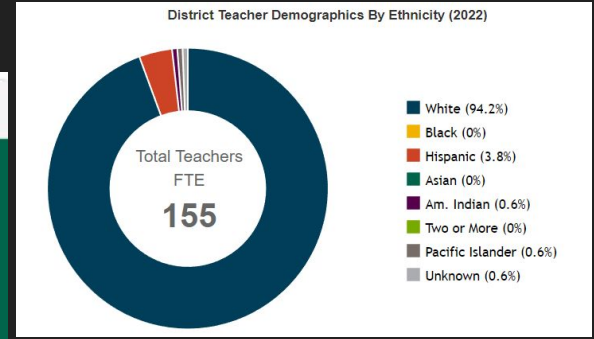
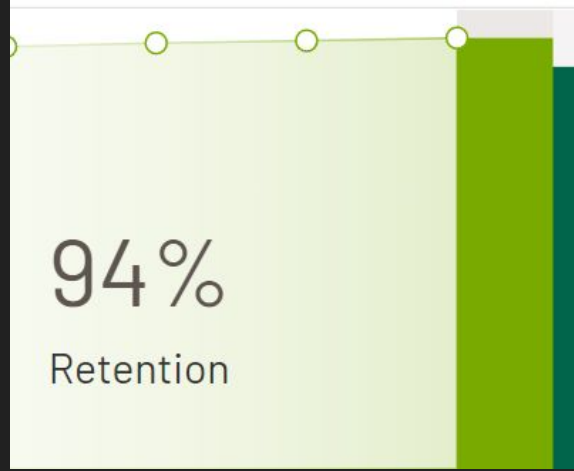
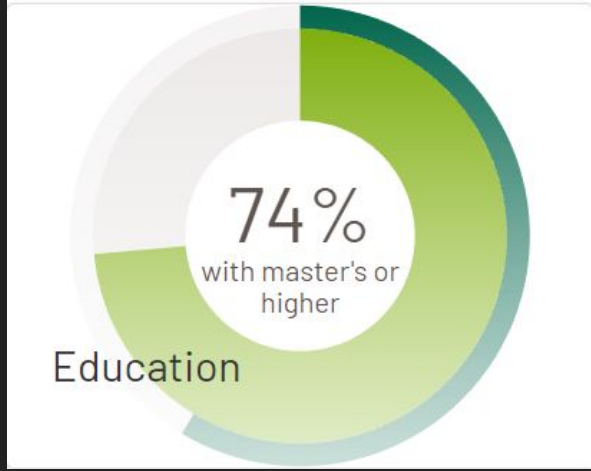
IllinoisReportCard.com is the state's official source for information about public schools across Illinois.

Families, researchers, policy makers, and community members can use the site to find school data, including academic performance, school environment, educators, students, and highlights provided by principals.

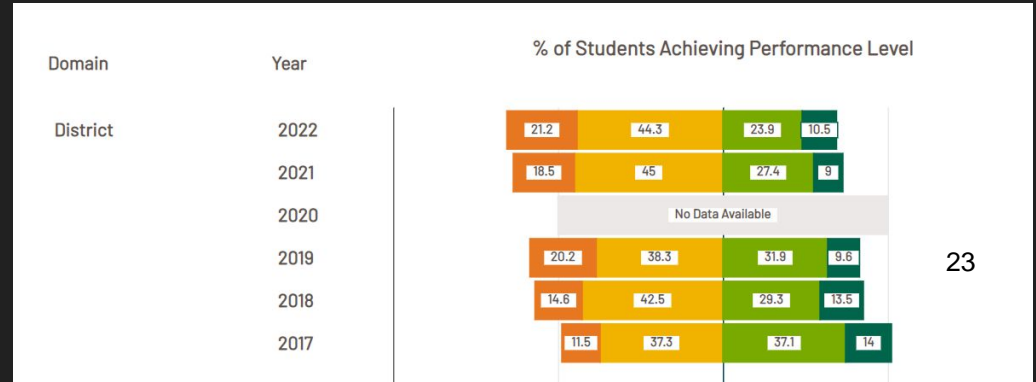
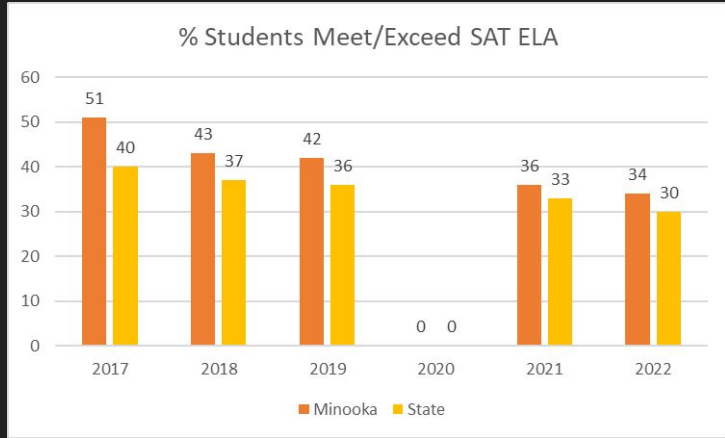
# Students



# Teachers



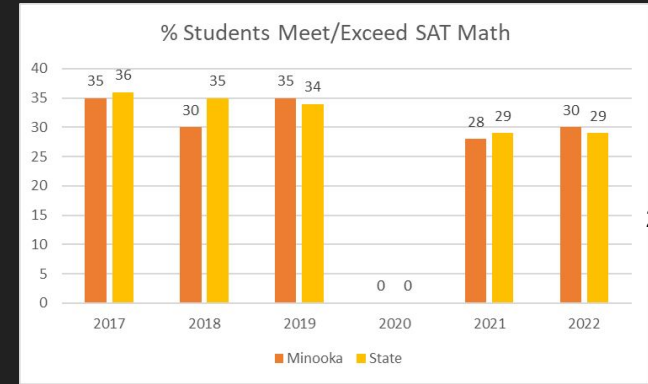
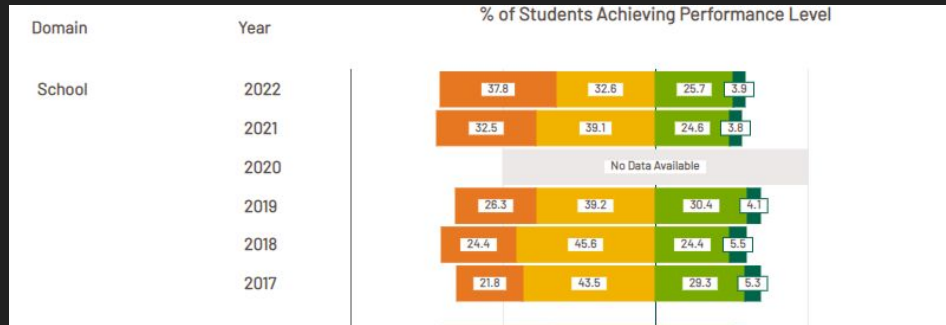
# Academic Performance: SAT ELA



23

SAT ELA: 34.4% of students Met or Exceeded state performance level  
(State ave. 29.8%)

# Academic Performance: SAT Math



SAT Math: 29.6% of students Met or Exceeded state performance level

(State ave. 28.8%)

# Fall 2017 Illinois State Standards vs. College Board Standards

## ISBE – Accountability

- Scores and levels that Illinois teachers have determined represent levels of **mastery of the Illinois Learning Standards**
- **Four levels:** Exceeds Standards, Meets Standards, Approaching Standards, Partially Meets Standards

## SAT – College Entrance Exam

- Represent a **75% likelihood of getting a C or better** in first semester, credit bearing college<sup>25</sup> courses.
- Three levels: Green, yellow, red

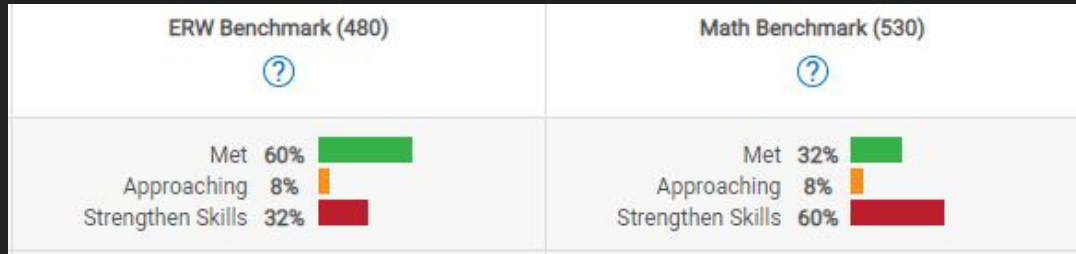
IL SAT performance levels and cuts are aligned to, but not identical to College Board national benchmarks

ELA	IL SAT Performance Levels	College Board Benchmarks
Level 4	640	--
Level 3	540	480
Level 2	430	460

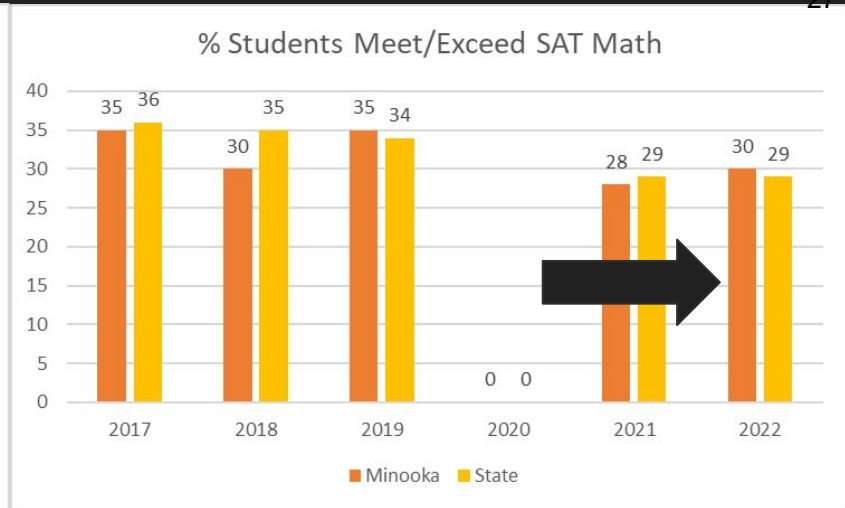
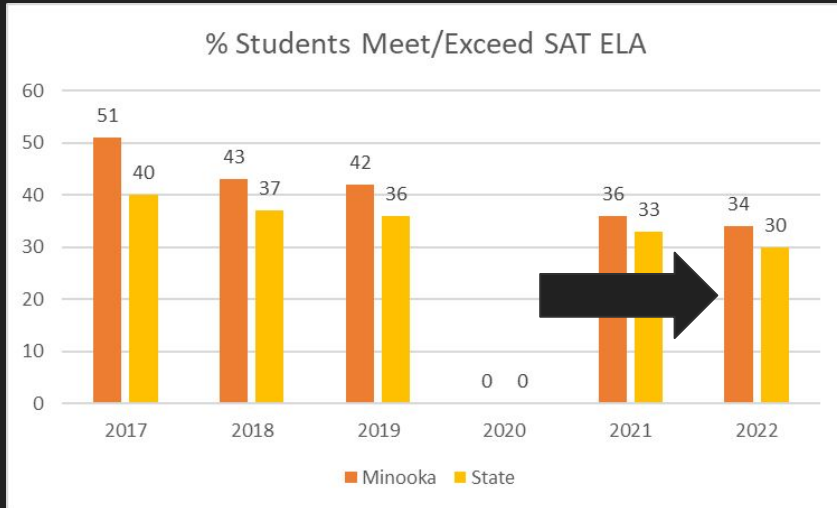
26

Math	IL SAT Performance Levels	College Board Benchmarks
Level 4	670	--
Level 3	540	530
Level 2	450	510

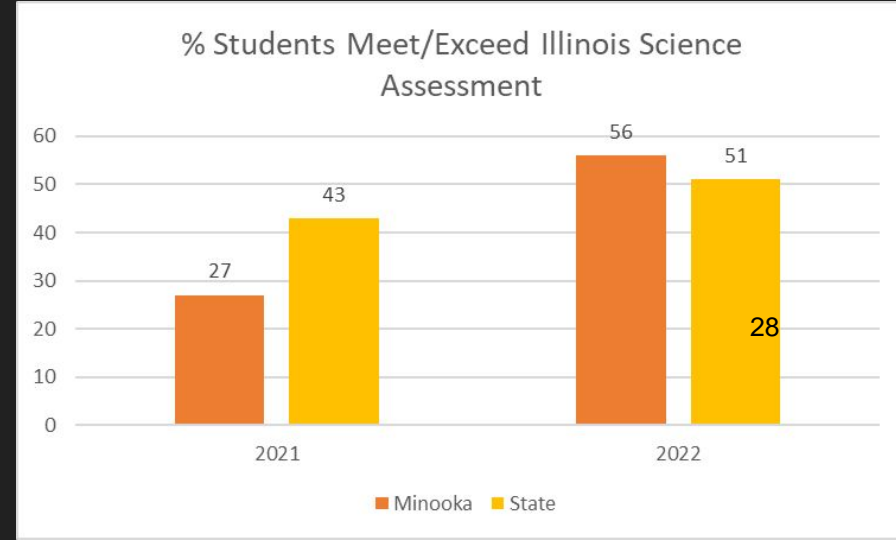
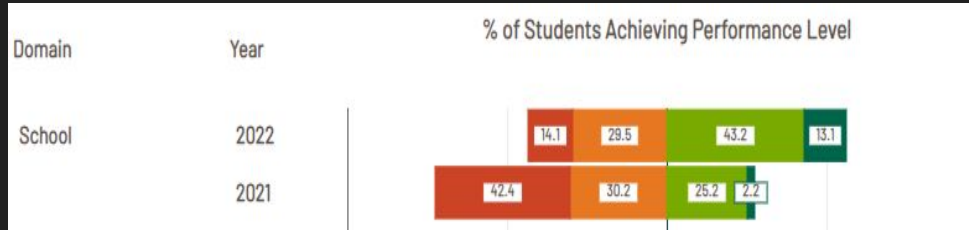
# Minooka HS SAT Meet/Exceed - College Board



27



# Academic Performance: Science



Science Assessment: 56.3% of students Met or Exceeded state performance level  
(State ave. 51%)

# Overall Designation

## Summative Designation

- Exemplary Schools
- 1 Commendable Schools
- Targeted Schools
- Comprehensive Schools

## Summative Designation Commendable School

A school that has **no underperforming student groups**, a graduation rate greater than 67%, and whose performance is **not in the top 10%** of schools statewide.

# Where do we go from here?

Work with staff and students on the importance of the SAT - Goal One Team

Use data to drive instruction - Mastery Manager & PLC's

Provide teachers and students with the resources to be successful

- Literacy across the curriculum - Instructional Team
- Math instructional practices and curriculum work- *Thinking Classroom* & Assessment alignment



# MINOOKA

## COMMUNITY HIGH SCHOOL

### Director of Community Relations Report to The Board of Education

Aubrey Knight – November 16, 2022

#### A. Processed FOIA Requests

- **Rhea Mae Lumanog, Deltek, Inc. (received 11/9/22 | responded 11/11/22)**  
... Guaranteed Energy Savings Contract (ESCO)

#### B. Student Celebrations

- Rotary Student of the Month:
  - Braden Bensema
- Grundy Area Vocational Center (GAVC) Director Award Winners:
  - Marissa Martinez (Automotive), Jacob Heap (Building Trades), Angel Quezada (Construction, Fabrication & Manufacturing), Abigail Borne (Culinary Arts), Anthony Ortega (Fire Science), Olivia Dahlberg (Foundation of Teaching), Ashley Schaeffer (Health Occupations) and Rylee Boyd (Health Occupations)
- Cross Country All-State Runner:
  - Zack Balzer

#### C. Communication/Social Media

- **Top Facebook Post:** [Friday Night Lights](#) Join us tonight for the IHSA second round playoff football game at home! Game starts at 7 p.m. EVENT ALERT: Tickets are sold on GoFan ONLY! Cash will not be accepted. General Admission includes everyone as well as students, senior citizens and children. Sports Passes are not valid in post-season play. \$6 per person (\$7.30 with convenience fee). Get your tickets now at <https://bit.ly/3DWwsxq!>
- **Top Instagram Post:** [Central Campus Parking](#) Did you know we're expanding parking at Central Campus? This will add approximately 225 more parking spaces to accommodate our growing student body and better serve our community.
- **Top Twitter Post:** [Native American Heritage Month](#) Tara Houska (Couchiching First Nation) is a tribal attorney, a land defender, environmental and Indigenous rights advocate on behalf of tribal nations at the local and federal levels. Learn more at: <https://bit.ly/3sR1GQI> #NativeAmericanHeritageMonth
- **Reach:**
  - Facebook 33,665
  - Instagram 3,624
  - Twitter 41,800
  - Messages to Parents (via SchoolMessenger) 31

- **Press Releases**

- “Minooka Community High School to Honor Local Veterans at Veterans Day Assembly and Breakfast (Oct. 25)
- “Minooka Community High School Senior Named Rotary Club ‘Student of the Month’ for November (Nov. 4)
- “Minooka Community High School to Host 26<sup>th</sup> Annual Madrigal Dinner” (Nov. 10)
- “MCHS Students Earn Director Awards from the Grundy Area Vocational Center” (Nov. 11)

**D. Events/Activities**

- Career Exploration Fair (Oct. 25)
- Fall Play “Puffs” (Oct. 27-28)
- 23<sup>rd</sup> Annual Craft Fair and Raffle (Nov. 5-6)
- Fall Athletics Awards Night (Nov. 10)
- Veterans Day Breakfast Celebration & Assembly (Nov. 11)
- “Conquering College Costs” Zoom (Nov. 16)
- Rhythm of Our Youth Cardiac Screening (Nov. 16-17)

**MINOOKA COMMUNITY HIGH SCHOOL  
DISTRICT #111  
CURRICULAR MEETING  
WEDNESDAY, OCTOBER 11, 2022**

**CALL TO ORDER**

The committee meeting was held in the Academic Resource Center at Central Campus and called to order at 6:00 p.m. The following board members were in attendance: Jim Grzetich, Also, in attendance at the meeting were Rob Schiffbauer, Phil Pakowski Jamie Soliman Tracey Adams, Jon Calder, Matt Shanahan, Chris Erickson, Jeff Easthon, Chris Pendergast, JaRita Steward, and Matt Williams.

**PUBLIC COMMENTS**

There were no comments from the audience.

**DISCUSSION**

FY23 CURRICULAR PRESENTATION

The group discussed the attached Curriculum Proposals by department.

**Adjourn**

---

MIKE BROZOVICH, PRESIDENT

---

LAURA HRECHKO, SECRETARY

---

Date

---

Date

**MINOOKA COMMUNITY HIGH SCHOOL  
DISTRICT #111  
REGULAR MEETING  
WEDNESDAY, OCTOBER 19, 2022**

**CALL TO ORDER**

The regular meeting was called to order at 6:01 p.m. by Vice President Dustin Heap. The meeting was held at Minooka Community High School-Central Campus in the Academic Resource Center. A physical quorum was present with the following board members answering roll call:

	YES	NO
• Mike Brozovich		X
• Dustin Heap	X	
• Laura Hrechko		X
• Dee Crye	X (arrived at 6:04 p.m.)	
• Jim Grzetich	X	
• Matt Shepard		X
• Terry Spivey	X	

Additionally, present were:

- Dr. Rob Schiffbauer     X
- John Troy                     X
- Dr. Phillip Pakowski     X
- Kristi Boe                     X
- Jamie Soliman             X
- Michele Williamson     X

The Pledge of Allegiance was recited.

**COMMUNICATIONS/RECOGNITIONS**

**PUBLIC COMMENTS**

Sheila Nance - MCHS bus driver, spoke on the bus safety regarding students who are shuttled from south campus to central campus. She stated there are three to a seat with some students carrying 2 backpacks. She feels she is liable and at risk to lose her license. She suggested solutions such as busing over 4<sup>th</sup> period resource students from South Campus to Central if that alleviates the overcrowding. She also suggests assigning students to a bus to manage students better. She also is asking that the schools work together. She is asking if a committee can be formed consisting of a few bus drivers, administration and board members to help with solutions.

Cindy Smith – MCHS parent, spoke on the safety and evacuating protocols for handicap students at South Campus on the 2<sup>nd</sup> and 3<sup>rd</sup> floors. She researched area schools plans and evacuation chairs that other area schools already have in place. She does not feel that leaving a child to be rescued or using a blanket to safely bring a student down the stairs is a good option. She is requesting evacuation chairs on each floor and for 2 staff members to be assigned to assist each handicapped student.

**ADMINISTRATIVE REPORTS**

Administrative reports were provided to the board members in the packets.

**CONSENT AGENDA**

MOTION: by Spivey, seconded by Crye, to approve the consent agenda as presented:

- A. Open Session Minutes
  1. September 14, 2022 – Special-Committee Meeting
  2. September 21, 2022 – Budget Hearing
  3. September 21, 2022 – Regular Meeting

**B. Financial Reports**

1. Monthly Financial Reports
2. Payment of Bills/Total
3. Employee Payroll
4. Imprest Fund Report/Total
5. Activity Fund Report
6. Treasurer's Report (Cash/YTD – Exp/Rev)

Voting Aye: Crye, Heap, Grzetich and Spivey. Motion carried. Time: 6:15 p.m.

**COMMITTEE REPORTS**

GAVC Committee – Dr. Schiffbauer reported that a meeting was held on September 22, 2022. It was a routine meeting, he added that the program is full and there were conversations of expanding the program.

**DISCUSSION ITEMS**

Educational Foundation Update:

The Educational Foundation update was included in the board packet for review. Dr. Schiffbauer stated that the foundation met on October 4, 2022. The Ugly Sweater Christmas party was discussed and set for December 2, 2022 at 176 West in Joliet. Tickets are now available.

Strategic Plan Update:

The Strategic Plan Update was provided in the board packet for review. Dr. Schiffbauer informed board members that each Goal Team will present starting in December through April and it will be decided at the May meeting the next strategic plan for the fall.

FY 23 Curriculum – First Reading:

The Curriculum Guide Proposal 2023-2024 and the Curriculum Guide at a Glance Proposal 2023-2024 was provided in the board packet for review.

Essentials/Scoreboard Report:

The 5 Essentials Report was included in the board packet for review. Dr. Schiffbauer presented the scores in the categories of Effective Leader, Collaborative Teachers, Supportive Environment, Involved Families, and Ambitious Instruction. Overall, in 2022, MCHS is considered partially organized for improvement. Dr. Schiffbauer added that this is a roadmap on how to improve going forward. Dr. Schiffbauer also reported on the steps that have already taken place to address the issues of the 5 Essentials survey such as building administration trust, providing quality staff development opportunities that are convenient and consistent with the school improvement plan, time for teachers to collaborate, and communicate clearly the instructional vision of the school. Dr. Schiffbauer was asked if there will be follow up with staff on how the plan is going. He responded that this will occur at the November Institute Day. Mr. Grzetich requested feedback in the December/January time frame on progress and Dr. Schiffbauer agreed. There was also discussion as to see how other area schools are in comparison our district, Dr. Schiffbauer added that he can do some research as the report cards become available. There were no further questions or concerns raised.

Change Order Request:

The GRP Wegman scope change order request was included in the board packet for review. Mr. Troy pointed out the items in the change order request. There were no questions or concerns and anticipated for approval at the end of regular board meeting.

**ACTION ITEMS**

Approval to Update Coordinator Contact for Policies (Nondiscrimination Coordinator and Title IX Coordinator) from John Troy to Kristi Boe as presented.

MOTION: by Spivey, seconded by Grzetich to Update the Coordinator Contact for Policies (Nondiscrimination Coordinator and Title IX Coordinator) from John Troy to Kristi Boe as presented:

Voting Aye: Heap, Grzetich, Spivey and Crye. Motion carried. Time: 6:37 p.m.

Approval to Revise Policy 4:50 Payment Procedures to Include Athletic Referee and Student Fund Bills as presented:

MOTION: by Crye, seconded by Grzetich, to Revise Policy 4:50 Payment Procedures Include Athletic Referee and Student Fund Bills as presented.

Voting Aye: Grzetich, Spivey, Crye, and Heap, Motion carried. Time: 6:38 p.m.

Approval of Board Appointees as presented:

MOTION: by Grzetich seconded by Spivey to approve Board Appointees as presented:

Voting Aye: Spivey, Crye, Heap, and Grzetich. Motion carried. Time: 6:38 p.m.

Approval of Change Order Request as presented:

MOTION: by Spivey seconded by Grzetich, to Approve the Change Order Request as presented:

Voting Aye: Crye, Heap, Grzetich, and Spivey. Motion carried. Time: 6:38 p.m.

### **EXECUTIVE SESSION**

MOTION: by Spivey, seconded by Grzetich to adjourn the meeting to executive session for the purpose of discussing matters related to minutes, the appointment, compensation, discipline, dismissal, employment and performance of specific employees of the district, and individual student discipline.

Voting Aye: Grzetich, Spivey, Crye and Heap. Motion carried. Time: 6:39 p.m.

### **RETURN TO OPEN SESSION**

MOTION: by Crye, seconded by Grzetich to return the meeting to open session.

Voting Aye: Heap, Grzetich, Spivey and Crye. Motion carried. Time: 7:05 p.m.

### **ACTIONS FOLLOWING EXECUTIVE SESSION**

#### **Closed Session Minutes**

MOTION: by Spivey, seconded by Grzetich, to approve the closed session minutes as presented:

- September 14, 2022 Special Meeting
- September 21, 2022 Regular Meeting

Voting Aye: Crye, Heap, Grzetich, and Spivey. Motion carried. Time: 7:10 p.m.

#### **Personnel**

Resignations:

MOTION: by Grzetich, seconded by Crye, to accept the following resignation(s) as presented:

Jennifer Mayfield - Registrar Assistant - eff.10/14/2022  
Edna Shouse - Bus Driver Trainer - eff. 9/22/2022

Voting Aye: Spivey, Crye, Heap and Grzetich. Motion carried. Time: 7:10 p.m.

LOA:

MOTION: by Spivey, seconded by Grzetich, to approve the following leaves of absence as presented, pending receipt of proper documentation.

Laura Landers - Teacher - English, from approximately 9/30/2022 - 1/11/2023 - under the Family Medical Leave Act (FMLA)

Voting Aye: Grzetich, Spivey, Crye and Heap. Motion carried. Time: 7:10 p.m.

Employment:

MOTION: by Crye, seconded by Spivey, to approve the employment of the following support staff member(s) as presented, pending proper paperwork and background check deemed favorable by the MCHS #111 Administration:

Michael Sallade - First-year Probationary Teacher - CTE (BA/Step 7 - \$49,970.00) to be pro-rated for a late start

Voting Aye: Grzetich, Spivey, Crye, and Heap. Motion carried. Time: 7:10 p.m.

MOTION: by approve the employment of the following support staff member(s) as presented, pending proper paperwork and background check deemed favorable by the MCHS #111 Administration:

Michelle Fernandez - Registrar Assistant (\$17.81 per/hr.)

Margaret Clinton - Bus Aide - Transportation (\$58.92 per Rt./1)

MOTION: by Grzetich, seconded by Crye, to approve the following extracurricular employment for the 2022/23 school year as presented, pending proper paperwork and background check deemed favorable by the MCHS #111 Administration:

Trevor Shields - Tennis (Boys) - Assistant Coach - Group III/6 - \$3,637.44

Peter Klepec - Tennis (Boys) - Head Coach - Group III/1 - \$4,351.00

Bethany Bachmann - Tennis (Girls) - Assistant Coach - Group I/1 (Shared) - \$2,373.10

Joel Pejkovich - Wrestling (Girls) - Volunteer

Kevin Driscoll - MAC (Minooka Anglers Club) – Volunteer

Voting Aye: Heap, Grzetich, Spivey and Crye, Motion carried. Time: 7:10 p.m.

MOTION: Grzetich, seconded by Crye to approve Terry Spivey as Secretary Pro Tem:

Voting Aye: Heap, Grzetich, Spivey, and Crye. Motion carried. Time: 7:12pm

### **Announcements and Communications**

Dr. Schiffbauer received a thank you card from Laura Landers thanking MCHS for the flower arrangement sent for her father's memorial services.

Other:

There was discussion on the past meeting with administration and parents regarding purchasing evacuation chairs and determining what is the best mechanism to transport students. Administration had conversations with area fire chiefs and the preferred evacuation chair that the parents are suggesting is not the quickest way to transport a student in an emergency. The area fire chiefs do recommend the fire blankets. The parents were in disagreement with what Administration/fire chiefs were suggesting. Mr. Troy reiterated that is not a cost issue to purchase the chairs it is determining which one is best mechanism for transporting students. Mrs. Soliman also discussed providing training to all staff and the SRO on the procedures of evacuation. It is important to have all staff trained rather than assign two staff members per handicapped student because some teachers travel between south and central campuses and may not be in the building at the time of an emergency. Mr. Grzetich asked that Dr. Schiffbauer contact the parents and possibly have a collaborative meeting with parents, administration and the fire department. Dr. Schiffbauer agreed and there were no further concerns or questions raised.

### **ADJOURNMENT**

MOTION: by Crye, seconded by Spivey, to adjourn the meeting.

Voting Aye: Grzetich, Heap, Crye and Spivey. Motion carried. Time: 7:20 p.m.

DUSTIN HEAP, VICE PRESIDENT

TERRY SPIVEY, SECRETARY PRO TEM

\_\_\_\_\_  
Date

\_\_\_\_\_  
Date

**MINOOKA COMMUNITY HIGH SCHOOL  
DISTRICT #111  
COMMITTEE MEETING  
WEDNESDAY, OCTOBER 12, 2022**

**CALL TO ORDER**

The special meeting was called to order at 5:31 p.m. by secretary Laura Hrechko. The meeting was held at Minooka Community High School-Central Campus in the Academic Resource Center. A physical quorum was present with the following board members answering roll call:

	YES	NO
• Mike Brozovich		X
• Dustin Heap	X (arrived at 5:33 p.m.)	
• Laura Hrechko	X	
• Dee Crye	X	
• Jim Grzetich	X	
• Matt Shepard		X
• Terry Spivey	X	

Additionally present were:

- Kristi Boe                   X
- Jamie Soliman           X
- Dr. Phil Pakowski       X
- John Troy                   X
- Dr. Robert Schiffbauer   X
- Michele Williamson      X

**PUBLIC COMMENTS**

There were no public comments heard.

**DISCUSSION**

**Policy**

Update Coordinator Policies – 2<sup>nd</sup> Reading:

A second reading of polices were provided in the board packet for review to change the Nondiscrimination Coordinator and Title IX Coordinator from John Troy to Kristi Boe. There were no questions or concerns raised. This is anticipated for approval at the regular board meeting.

Student Activity and Fiduciary Funds Payment Procedure Revisions – 2<sup>nd</sup> Reading:

A second reading of the payment procedures revisions for the Activities Fund was provided in the board packet for review. The change is to include referee fees and activity expenses to be prepaid to the board meeting and provide the board with a list of payments that were made. There were no questions or concerns raised. This is anticipated for approval at the regular board meeting.

5 Essentials/Scoreboard Report:

The 5 Essentials/Scoreboard Report was provided in the board packet for review. Dr. Schiffbauer also provided a dashboard summary of the survey to board members. He added that this was a map to address issues going forward. He pointed out the areas where there was improvement such as Quality of Student Discussion, Teacher – Teacher Trust, Teacher – Parent Trust and Math Instruction improved by twenty-three points. Dr. Schiffbauer pointed out areas that decreased and areas to improve on. There were no comments further comments from board members and this will be on the agenda at the regular board meeting.

**Board Appointees:**

The updated list of Board and Superintendent appointees have been included in the board packet for review. There were no concerns raised and this will be anticipated for approval at the regular board meeting.

**Curricular****FY 23 Curriculum Proposal:**

The Curriculum Guide Proposal and the Curriculum Guide at a Glance were provided in the board packet for review. Dr. Pakowski went over the Curriculum Guide at a Glance Proposal and pointed out courses that were updated, new and to be removed. Mrs. Crye suggested the option for e books/rentals added into the student's tuition versus the \$17,927.60 cost in the district purchasing updated books from JJC for the New Resource Psychology course. Dr. Pakowski explained this has been current practice to purchase the books for the students but he will have a conversation with the Social Studies Department Chair to investigate this option. There were no further comments or concerns raised from board members.

**Buildings and Grounds****Architect RFQ:**

Mr. Troy reported that the architect firm request for qualifications has been published and the due date was September 30<sup>th</sup>. There were responses from 12 architect firms. Mr. Troy added that the next step will be to review with the district's team and narrow down the selection to 3 architect firms. Dr. Schiffbauer invited any board members that would like to participate in the interviews with the firms to please let him know. The goal is to hopefully recommend a firm by November. There were no comments or concerns raised from board members.

In addition, Mr. Troy informed board members that there are service bids that were rolled over due to covid. ABM Custodial, Quest Food Service and the auditing service will all be sent out for bids. Mr. Troy also reported that there is a need to replace the football field lights by the spring. The bank of lights blew a breaker at a football game as well as at a band practice. An electrician inspected the lights and because they are old the heat builds up causing the breaker to blow. The cost to replace the football field lights is approximately \$250,000. Mr. Troy stated that the firms who install football field lights also install scoreboards and it would be a great opportunity to send this out for bid and see what packages are available. He feels that looking at surrounding communities there is a good opportunity to explore fundraising for advertising. For instance, Morris Community High School averages \$30,000 a year in fundraising. There was discussion to look into grants as well. There was also discussion on guidelines and discretion of the business's advertising and what is deemed appropriate for a school setting. Dr. Schiffbauer suggested working with the board and developing a policy to refer back to as well as look into what other area school have in place in regards to advertising guidelines. Lastly Mr. Troy expressed his disappointment that the parking lot expansion at Central Campus. The contractor sub contracted this out, it is going to be delayed and will be started next week. This is a very tight timeline to get the project completed with asphalt plants scheduled to close around Thanksgiving. Hopefully, weather conditions will allow the project to be completed.

**Finance Committee****Financial Reports:**

Financial reports were provided in the board packet and reviewed. Mr. Troy pointed out in table 10 that the Working Cash fund reflects the \$7 million that was transferred to the Capital fund. There were no comments or questions from board members.

**EXECUTIVE SESSION**

MOTION: by Crye, seconded by Hrechko, to adjourn the meeting to executive session for the purpose of discussing personnel, individual student discipline, and collective bargaining. Voting Aye: Spivey, Crye, Heap, Hrechko, and Grzetich. The motion was approved. Time: 6:01 p.m.

**RETURN TO OPEN SESSION**

40

MOTION: by Crye seconded by Spivey, to return to open session. Voting Aye: Crye, Heap, Hrechko, Grzetich, and Spivey the motion was approved Time: 6:04 p.m.

**Other:**

IASB Conference November 17-20, 2022 – Attendance:

Conference attendance was discussed for the upcoming IASB Conference.

**Announcements and Communication****ADJOURNMENT**

MOTION: by Crye, seconded by Grzetich, to adjourn the meeting. Voting Aye: Heap, Hrechko, Grzetich, Spivey and Crye. The motion was approved. Time: 6:05 p.m.

---

DUSTIN HEAP, VICE PRESIDENT

---

LAURA HRECHKO, SECRETARY

---

Date

---

Date

# Monthly Financial Report - October, 2022

The revenues for the month of October in all funds were \$7,354,421.50 which is 10.28% of the annual budgeted revenue. Total revenue year-to-date was \$40,151,792.15, which is 56.10% of the annual budget revenue. Annual budgeted revenues for the year is \$71,570,291.91.

The expenditures for the month of October in all funds were \$6,794,545.22, which is 9.20% of the annual budgeted expenses. Total expenses year-to-date was \$29,680,393.74, which is 40.21% of the annual budget expense. Annual budgeted expense for the year is \$73,819,043.64.

Enrollment (May 31st)	2,937	South Campus	300,000 sq. ft. / 67 acres
Administrators	19	Central Campus	250,000 sq. ft. / 78 acres
Teachers Full-Time	152	Teachers Part-Time	2
Teachers LOA	1	Support Staff	132

Table 1: Year-to-Date Revenue Expense Summary

Year to Date Revenue Expenses vs. Budget	Revenue Budget	Year to Date Revenue	Expense Budget	Year to Date Expenses	Budget Deficit/Surplus	Current Deficit/Surplus
Education Fund *	41,615,367.69	19,951,329.93	39,538,983.36	12,436,149.93	2,076,384.33	7,515,180.00
Activity Fund	772,980.00	330,431.82	682,750.00	318,279.92	90,230.00	12,151.90
Operations & Maint Fund *	5,577,398.84	3,014,886.04	4,790,762.17	1,252,449.50	786,636.67	1,762,436.54
Debt Service Fund or Fund Group	8,177,486.22	5,376,810.20	8,366,050.00	2,567,093.00	(188,563.78)	2,809,717.20
Transportation Fund *	3,324,942.35	1,823,881.95	3,410,809.48	1,041,839.70	(85,867.13)	782,042.25
I.M.R.F./Soc. Sec. Fund	1,201,376.79	691,989.57	1,031,036.63	308,671.06	170,340.16	383,318.51
Capital Projects Fund or Fund Group	7,698,268.00	7,038,057.77	6,580,268.00	4,179,424.05	1,118,000.00	2,858,633.72
Working Cash Fund *	971,223.91	610,935.57	7,000,000.00	7,000,000.00	(6,028,776.09)	(6,389,064.43)
Tort Immunity and Judgment Fund	1,358,524.20	772,688.97	1,418,384.00	576,486.58	(59,859.80)	196,202.39
Fire Prevention & Safety Fund	872,723.91	540,780.33	1,000,000.00	0.00	(127,276.09)	540,780.33
<b>Total All Funds</b>	<b>71,570,291.91</b>	<b>40,151,792.15</b>	<b>73,819,043.64</b>	<b>29,680,393.74</b>	<b>(2,248,751.73)</b>	<b>10,471,398.41</b>
<b>* Total Operating Funds</b>	<b>51,488,932.79</b>	<b>25,401,033.49</b>	<b>54,740,555.01</b>	<b>21,730,439.13</b>	<b>(3,251,622.22)</b>	<b>3,670,594.36</b>

Table 2: Month Revenue, Expense & Fund Balances

Oct	* Education Fund	* Operations & Maint Fund	Debt Service Fund or Fund Group	* Transportation Fund	I.M.R.F./Soc. Sec. Fund	Capital Projects Fund or Fund Group	* Working Cash Fund	Tort Immunity and Judgment	Fire Prevention & Safety Fund	Activity Fund	Total All Funds	* Total Operating Funds
Revenue	4,661,215	637,902	1,022,585	461,696	166,749	13,024	112,753	143,882	99,342	35,273	7,354,422	5,873,566
Expense	3,117,769	267,759	2,566,475	263,748	81,100	337,633	0	76,713	0	83,348	6,794,545	3,649,276
Net	1,543,446	370,142	(1,543,890)	197,949	85,649	(324,610)	112,753	67,169	99,342	(48,075)	559,876	2,224,290

Table 3: Expenses by Object - Monthly

Monthly Expenses by Object	Salaries	Employee Benefits	Purchased Services	Supplies And Materials	Capital Outlay	Other	Total
July	1,591,338.66	1,034,964.24	2,477,547.07	234,541.30	680,500.52	361,668.45	6,380,560.24
August	1,649,733.90	958,540.46	500,350.33	263,052.24	547,533.48	339,396.91	4,258,607.32
September	1,759,429.27	976,816.73	-218,826.86	405,898.86	1,656,620.36	7,666,742.60	12,246,680.96
October	1,771,029.78	931,281.84	417,753.50	275,862.76	476,097.27	2,922,520.07	6,794,545.22
November	0.00	0.00	0.00	0.00	0.00	0.00	0.00
December	0.00	0.00	0.00	0.00	0.00	0.00	0.00
January	0.00	0.00	0.00	0.00	0.00	0.00	0.00
February	0.00	0.00	0.00	0.00	0.00	0.00	0.00
March	0.00	0.00	0.00	0.00	0.00	0.00	0.00
April	0.00	0.00	0.00	0.00	0.00	0.00	0.00
May	0.00	0.00	0.00	0.00	0.00	0.00	0.00
June	0.00	0.00	0.00	0.00	0.00	0.00	0.00
YTD	6,771,531.61	3,901,603.27	3,176,824.04	1,179,355.16	3,360,751.63	11,290,328.03	29,680,393.74

Chart 1: MTD, YTD, & Budget Expenses by Object

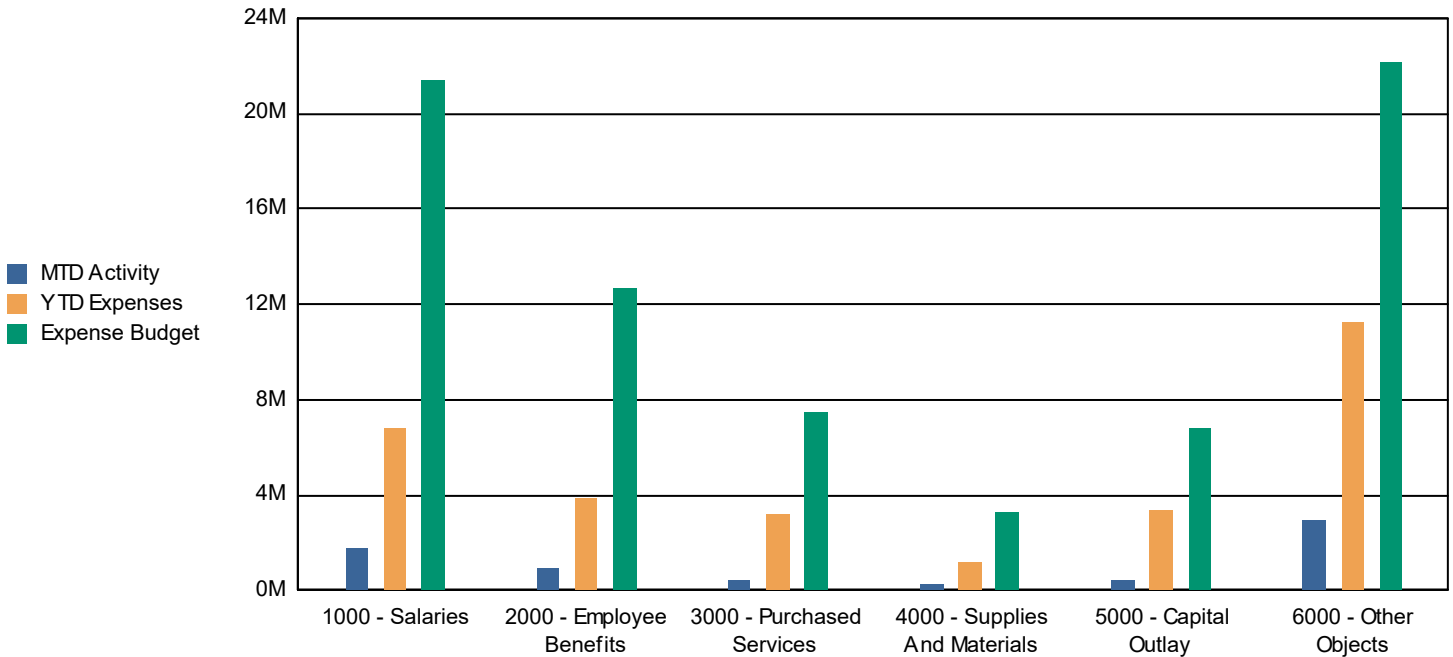
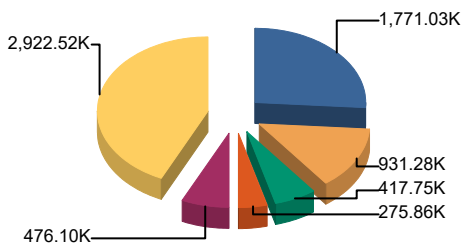


Table 4: Expenses by Object; Budget vs. Year to Date and Three Year History

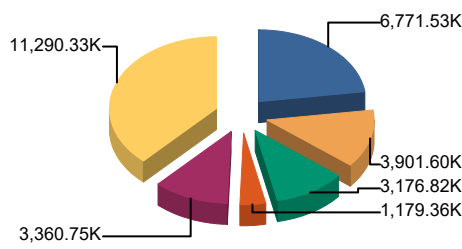
Annual Revenue Summary by Object	Budget 2022-2023	Actual Year to Date 2022-2023	Percent of Budget Expended	Actual Year End		
				2021-2022	2020-2021	2019-2020
Salaries	21,400,520.48	6,771,531.61	31.64%	19,915,521.64	18,915,448.18	18,874,811.76
Employee Benefits	12,714,357.08	3,901,603.27	30.69%	11,483,828.56	9,821,573.72	6,238,178.98
Purchased Services	7,514,879.00	3,176,824.04	42.27%	5,341,527.95	5,150,233.25	8,348,470.94
Supplies And Materials	3,254,362.15	1,179,355.16	36.24%	2,745,507.95	1,948,916.62	2,269,978.81
Capital Outlay	6,823,948.00	3,360,751.63	49.25%	2,946,524.65	6,922,233.77	4,463,647.42
Other Objects	21,763,476.93	11,265,328.03	51.76%	13,771,729.51	13,496,025.63	14,609,684.68
Non-Capitalized Equipment	285,000.00	0.00	0.00%	170,093.28	3,996.00	0.00
Termination Benefits	62,500.00	25,000.00	40.00%	75,000.00	0.00	0.00
<b>Total</b>	<b>73,819,043.64</b>	<b>29,680,393.74</b>	<b>40.21%</b>	<b>56,449,733.54</b>	<b>56,258,427.17</b>	<b>54,804,772.59</b>

Chart 2: Monthly Expense



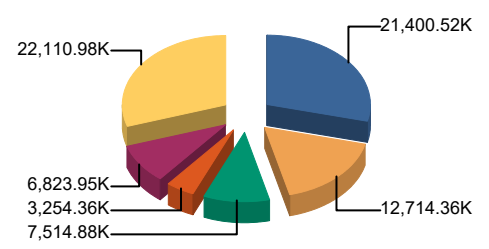
1000 - Salaries	1,771.03K	26.1%
2000 - Employee Benefits	931.28K	13.7%
3000 - Purchased Services	417.75K	6.1%
4000 - Supplies And Materials	275.86K	4.1%
5000 - Capital Outlay	476.10K	7.0%
6000 - Other Objects	2,922.52K	43.0%
<b>Total:</b>	<b>6,794.55K</b>	<b>100.0%</b>

Chart 3: Year to Date Expense



1000 - Salaries	6,771.53K	22.8%
2000 - Employee Benefits	3,901.60K	13.1%
3000 - Purchased Services	3,176.82K	10.7%
4000 - Supplies And Materials	1,179.36K	4.0%
5000 - Capital Outlay	3,360.75K	11.3%
6000 - Other Objects	11,290.33K	38.0%
<b>Total:</b>	<b>29,680.39K</b>	<b>100.0%</b>

Chart 4: Budget



1000 - Salaries	21,400.52K	29.0%
2000 - Employee Benefits	12,714.36K	17.2%
3000 - Purchased Services	7,514.88K	10.2%
4000 - Supplies And Materials	3,254.36K	4.4%
5000 - Capital Outlay	6,823.95K	9.2%
6000 - Other Objects	22,110.98K	30.0%
<b>Total:</b>	<b>73,819.04K</b>	<b>100.0%</b>

Table 5: Expenses by Fund - Monthly

Monthly Expenses by Fund	Education Fund	Operations & Maint Fund	Debt Service Fund or Fund Group	Transportation Fund	I.M.R.F./Soc. Sec. Fund	Capital Projects Fund or Fund	Working Cash Fund	Tort Immunity and Judgment	Fire Prevention & Safety Fund	Total
July	3,138,987.59	1,669,334.31	318.00	695,554.13	71,055.18	421,166.00	0.00	351,620.55	0.00	6,380,560.24
August	2,891,044.01	(982,597.18)	300.00	(121,308.35)	72,046.43	2,272,979.77	0.00	70,449.51	0.00	4,258,607.32
September	3,288,349.64	297,953.23	0.00	203,846.10	84,469.58	1,147,644.99	7,000,000.00	77,703.32	0.00	12,246,680.96
October	3,117,768.69	267,759.14	2,566,475.00	263,747.82	81,099.87	337,633.29	0.00	76,713.20	0.00	6,794,545.22
November	0.00	0.00	0.00	0.00	0.00	0.00	0.00	0.00	0.00	0.00
December	0.00	0.00	0.00	0.00	0.00	0.00	0.00	0.00	0.00	0.00
January	0.00	0.00	0.00	0.00	0.00	0.00	0.00	0.00	0.00	0.00
February	0.00	0.00	0.00	0.00	0.00	0.00	0.00	0.00	0.00	0.00
March	0.00	0.00	0.00	0.00	0.00	0.00	0.00	0.00	0.00	0.00
April	0.00	0.00	0.00	0.00	0.00	0.00	0.00	0.00	0.00	0.00
May	0.00	0.00	0.00	0.00	0.00	0.00	0.00	0.00	0.00	0.00
June	0.00	0.00	0.00	0.00	0.00	0.00	0.00	0.00	0.00	0.00
YTD	12,436,149.93	1,252,449.50	2,567,093.00	1,041,839.70	308,671.06	4,179,424.05	7,000,000.00	576,486.58	0.00	29,680,393.74

Chart 5: MTD, YTD, & Budget Expenses by Fund

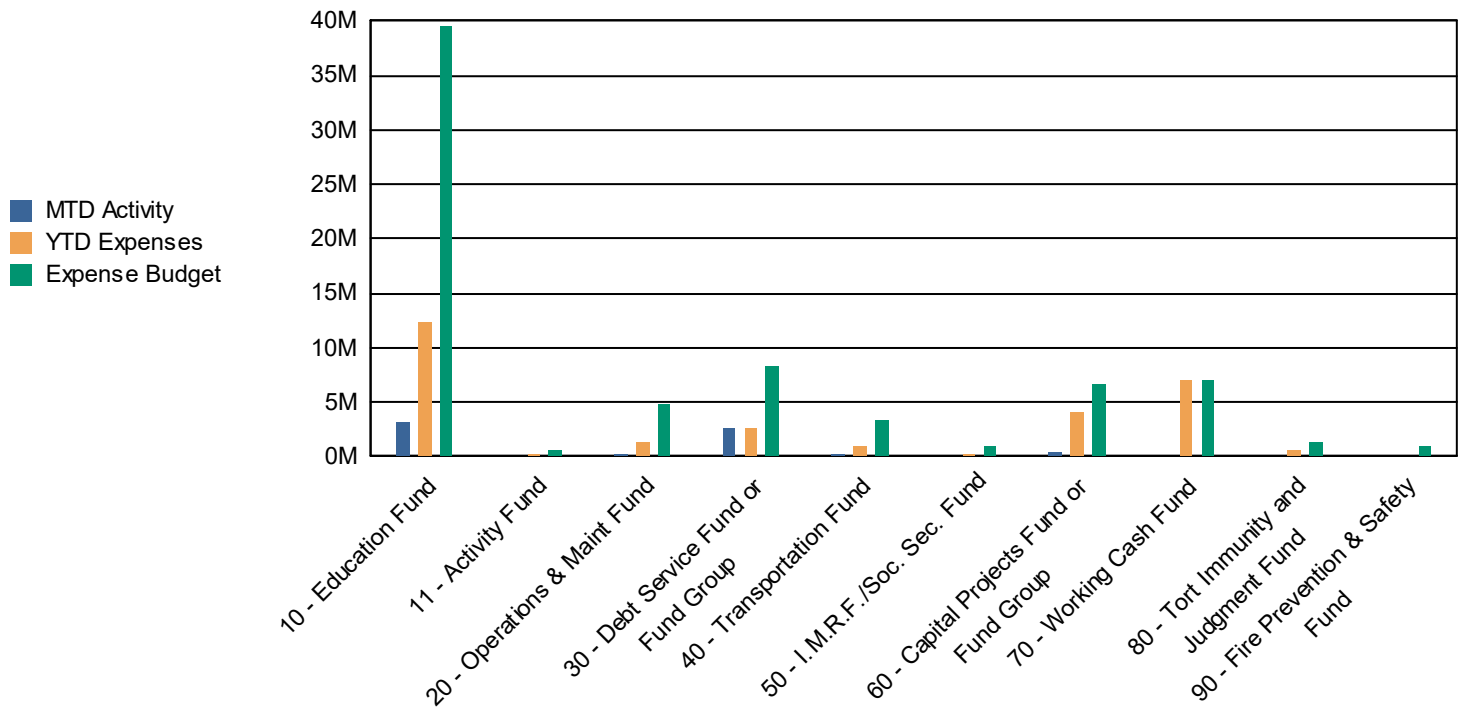
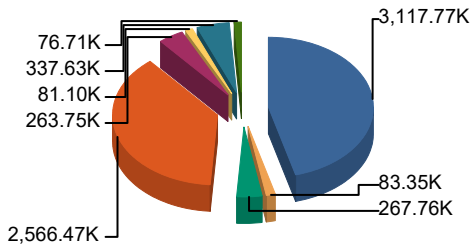


Table 6: Expenses by Fund; Budget vs. Year to Date and Three Year History

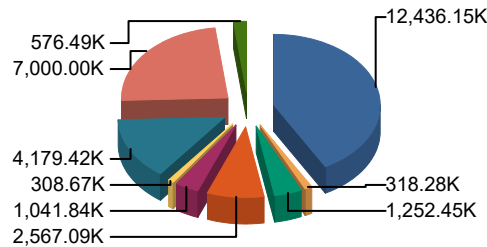
Annual Expense Summary by Fund	Budget 2022-2023	Actual Year to Date 2022-2023	Percent of Budget Expended	Actual Year End		
				2021-2022	2020-2021	2019-2020
10 - Education Fund	39,538,983.36	12,436,149.93	31.45%	35,710,999.53	32,886,815.25	29,181,337.01
11 - Activity Fund	682,750.00	318,279.92	46.62%	648,449.62	184,421.16	0.00
20 - Operations & Maint Fund	4,790,762.17	1,252,449.50	26.14%	4,055,952.76	3,542,666.07	3,682,838.92
30 - Debt Service Fund or Fund Group	8,366,050.00	2,567,093.00	30.68%	8,487,062.50	7,972,859.50	9,913,299.57
40 - Transportation Fund	3,410,809.48	1,041,839.70	30.55%	3,002,071.40	1,934,833.53	2,546,595.92
50 - I.M.R.F./Soc. Sec. Fund	1,031,036.63	308,671.06	29.94%	915,689.23	851,733.32	880,921.71
60 - Capital Projects Fund or Fund Group	6,580,268.00	4,179,424.05	63.51%	2,334,069.74	1,349,597.93	3,568,363.25
70 - Working Cash Fund	7,000,000.00	7,000,000.00	100.00%	0.00	0.00	0.00
80 - Tort Immunity and Judgment Fund	1,418,384.00	576,486.58	40.64%	1,295,438.76	1,281,258.00	1,043,324.06
90 - Fire Prevention & Safety Fund	1,000,000.00	0.00	0.00%	0.00	6,254,242.41	3,988,092.15
<b>Total</b>	<b>73,819,043.64</b>	<b>29,680,393.74</b>	<b>40.21%</b>	<b>56,449,733.54</b>	<b>56,258,427.17</b>	<b>54,804,772.59</b>

Chart 6: Monthly Expense



10 - Education Fund	3,117.77K	45.9%
11 - Activity Fund	83.35K	1.2%
20 - Operations & Maint Fund	267.76K	3.9%
30 - Debt Service Fund or Fund Group	2,566.47K	37.8%
40 - Transportation Fund	263.75K	3.9%
50 - I.M.R.F./Soc. Sec. Fund	81.10K	1.2%
60 - Capital Projects Fund or Fund Group	337.63K	5.0%
70 - Working Cash Fund	0.00K	0.0%
80 - Tort Immunity and Judgment Fund	76.71K	1.1%
90 - Fire Prevention & Safety Fund	0.00K	0.0%
<b>Total:</b>	<b>6,794.55K</b>	<b>100.0%</b>

Chart 7: Year to Date Expense



10 - Education Fund	12,436.15K	41.9%
11 - Activity Fund	318.28K	1.1%
20 - Operations & Maint Fund	1,252.45K	4.2%
30 - Debt Service Fund or Fund Group	2,567.09K	8.6%
40 - Transportation Fund	1,041.84K	3.5%
50 - I.M.R.F./Soc. Sec. Fund	308.67K	1.0%
60 - Capital Projects Fund or Fund Group	4,179.42K	14.1%
70 - Working Cash Fund	7,000.00K	23.6%
80 - Tort Immunity and Judgment Fund	576.49K	1.9%
90 - Fire Prevention & Safety Fund	0.00K	0.0%
<b>Total:</b>	<b>29,680.39K</b>	<b>100.0%</b>

Chart 8: Budget



10 - Education Fund	39,538.98K	53.6%
11 - Activity Fund	682.75K	0.9%
20 - Operations & Maint Fund	4,790.76K	6.5%
30 - Debt Service Fund or Fund Group	8,366.05K	11.3%
40 - Transportation Fund	3,410.81K	4.6%
50 - I.M.R.F./Soc. Sec. Fund	1,031.04K	1.4%
60 - Capital Projects Fund or Fund Group	6,580.27K	8.9%
70 - Working Cash Fund	7,000.00K	9.5%
80 - Tort Immunity and Judgment Fund	1,418.38K	1.9%
90 - Fire Prevention & Safety Fund	1,000.00K	1.4%
<b>Total:</b>	<b>73,819.04K</b>	<b>100.0%</b>

Table 7: Revenues by Source - Monthly

Monthly Revenue by Source	Local Revenue Levy, CPPRT, Fees Etc.	Flow Through Funds	State Revenue GSA, Categoricals, Grants, Etc.	Federal Revenue IDEA, Grants, Lunch Program, Etc.	Working Cash Transfer/other	Total
July	3,379,056.28	0.00	491,739.98	25,982.00	0.00	3,896,778.26
August	8,027,265.22	0.00	600,376.00	1,133.97	0.00	8,628,775.19
September	12,651,353.33	0.00	620,463.87	0.00	7,000,000.00	20,271,817.20
October	5,816,944.13	0.00	1,116,797.65	420,679.72	0.00	7,354,421.50
November	0.00	0.00	0.00	0.00	0.00	0.00
December	0.00	0.00	0.00	0.00	0.00	0.00
January	0.00	0.00	0.00	0.00	0.00	0.00
February	0.00	0.00	0.00	0.00	0.00	0.00
March	0.00	0.00	0.00	0.00	0.00	0.00
April	0.00	0.00	0.00	0.00	0.00	0.00
May	0.00	0.00	0.00	0.00	0.00	0.00
June	0.00	0.00	0.00	0.00	0.00	0.00
YTD	29,874,618.96	0.00	2,829,377.50	447,795.69	7,000,000.00	40,151,792.15

Table 8: Revenue by Fund - Monthly

Monthly Revenue by Fund	Education Fund	Operations & Maint Fund	Debt Service Fund or Fund Group	Transportation Fund	I.M.R.F./Soc. Sec. Fund	Capital Projects Fund or Fund	Working Cash Fund	Tort Immunity and	Fire Prevention & Safety Fund	Total
July	2,306,127.13	339,491.53	446,338.40	387,818.34	93,739.50	7,959.65	61,145.85	71,247.33	46,169.70	3,896,778.26
August	5,334,721.25	751,665.90	1,447,501.77	357,554.24	159,273.63	7,128.22	165,390.54	203,708.61	143,524.25	8,628,775.19
September	7,649,266.49	1,285,826.99	2,460,384.95	616,812.93	272,227.37	7,009,946.26	271,646.65	353,850.71	251,743.91	20,271,817.20
October	4,661,215.06	637,901.62	1,022,585.08	461,696.44	166,749.07	13,023.64	112,752.53	143,882.32	99,342.47	7,354,421.50
November	0.00	0.00	0.00	0.00	0.00	0.00	0.00	0.00	0.00	0.00
December	0.00	0.00	0.00	0.00	0.00	0.00	0.00	0.00	0.00	0.00
January	0.00	0.00	0.00	0.00	0.00	0.00	0.00	0.00	0.00	0.00
February	0.00	0.00	0.00	0.00	0.00	0.00	0.00	0.00	0.00	0.00
March	0.00	0.00	0.00	0.00	0.00	0.00	0.00	0.00	0.00	0.00
April	0.00	0.00	0.00	0.00	0.00	0.00	0.00	0.00	0.00	0.00
May	0.00	0.00	0.00	0.00	0.00	0.00	0.00	0.00	0.00	0.00
June	0.00	0.00	0.00	0.00	0.00	0.00	0.00	0.00	0.00	0.00
YTD	19,951,329.93	3,014,886.04	5,376,810.20	1,823,881.95	691,989.57	7,038,057.77	610,935.57	772,688.97	540,780.33	40,151,792.15

Table 9: Revenue by Fund; Budget vs. Year to Date and Three Year History

Annual Revenue Summary by Fund	Budget 2022-2023	Actual Year to Date 2022-2023	Percent of Budget Expended	Actual Year End		
				2021-2022	2020-2021	2019-2020
10 - Education Fund	41,615,367.69	19,951,329.93	47.94%	39,846,685.08	33,859,587.81	29,428,651.33
11 - Activity Fund	772,980.00	330,431.82	42.75%	770,171.44	184,951.36	0.00
20 - Operations & Maint Fund	5,577,398.84	3,014,886.04	54.06%	5,117,365.59	4,260,424.45	4,082,991.73
30 - Debt Service Fund or Fund Group	8,177,486.22	5,376,810.20	65.75%	8,763,848.23	8,206,006.73	8,669,972.93
40 - Transportation Fund	3,324,942.35	1,823,881.95	54.85%	3,278,246.81	3,017,426.77	2,967,996.39
50 - I.M.R.F./Soc. Sec. Fund	1,201,376.79	691,989.57	57.60%	1,200,792.78	1,010,197.30	1,066,904.00
60 - Capital Projects Fund or Fund Group	7,698,268.00	7,038,057.77	91.42%	189,135.13	277,881.20	185,282.36
70 - Working Cash Fund	971,223.91	610,935.57	62.90%	876,184.58	793,663.47	1,040,442.96
80 - Tort Immunity and Judgment Fund	1,358,524.20	772,688.97	56.88%	1,322,194.06	1,287,598.09	1,242,599.63
90 - Fire Prevention & Safety Fund	872,723.91	540,780.33	61.96%	855,627.33	747,985.94	797,257.24
<b>Total</b>	<b>71,570,291.91</b>	<b>40,151,792.15</b>	<b>56.10%</b>	<b>62,220,251.03</b>	<b>53,645,723.12</b>	<b>49,482,098.57</b>

Table 10: Monthly Cash Report

Month: October 2022 Monthly Cash & Investment Report												
	Education	Oper/ Maint	Debt Service	Trans portation	IMFR/Soc Sec	Capital	Working Cash	Tort	Life & Safety	Total	Activities	Total All Funds
Checking	1,036,021	66,631	21,293	56,813	55,129	86,848	82,380	24,948	25,595	1,455,659	513,907	1,969,565
Food Service	683,480	-	-	-	-	-	-	-	-	683,480	-	683,480
Imprest	5,979	467	-	1,778	-	-	-	-	-	8,224	-	8,224
Insurance	1,254,790	366,714	-	8,199	-	-	-	(26,395)	-	1,603,308	-	1,603,308
PMA Cash Account	1,106,546	519,766	1,322,392	642,564	282,980	6,717,749	152,824	219,092	141,033	11,104,945	-	11,104,945
IPTIP	3,131,602	1,678,711	-	-	756,504	-	204,144	-	-	5,770,962	-	5,770,962
<b>Total Cash Accounts</b>	<b>7,218,419</b>	<b>2,632,289</b>	<b>1,343,685</b>	<b>709,354</b>	<b>1,094,613</b>	<b>6,804,598</b>	<b>439,347</b>	<b>217,644</b>	<b>166,628</b>	<b>20,626,578</b>	<b>513,907</b>	<b>21,140,484</b>
<b>Total Investments</b>	<b>16,187,060</b>	<b>5,045,393</b>	<b>6,566,456</b>	<b>4,855,884</b>	<b>424,650</b>	<b>653,127</b>	<b>9,512,483</b>	<b>2,485,585</b>	<b>2,989,481</b>	<b>48,720,119</b>	<b>301,372</b>	<b>49,021,491</b>
<b>Total Cash &amp; Investments</b>	<b>23,405,479</b>	<b>7,677,682</b>	<b>7,910,142</b>	<b>5,565,238</b>	<b>1,519,263</b>	<b>7,457,725</b>	<b>9,951,830</b>	<b>2,703,230</b>	<b>3,156,109</b>	<b>69,346,697</b>	<b>815,278</b>	<b>70,161,976</b>

Table 11: Historical Fund Balance (all funds)

Total Fund Balance	Jul	Aug	Sep	Oct	Nov	Dec	Jan	Feb	Mar	Apr	May	Jun
FY 2022-2023	56,226,725	60,666,269	68,738,390	69,346,697	-	-	-	-	-	-	-	-
FY 2021-2022	54,664,996	53,716,676	58,203,136	63,374,492	58,934,118	57,213,855	58,024,520	58,512,930	56,398,456	53,304,392	52,808,385	58,668,575
FY 2020-2021	46,133,625	51,685,227	63,693,672	60,671,125	55,384,722	53,249,331	53,629,066	52,132,962	46,912,837	46,288,537	43,388,787	50,253,381

Chart 11: Historical Fund Balance (all funds)

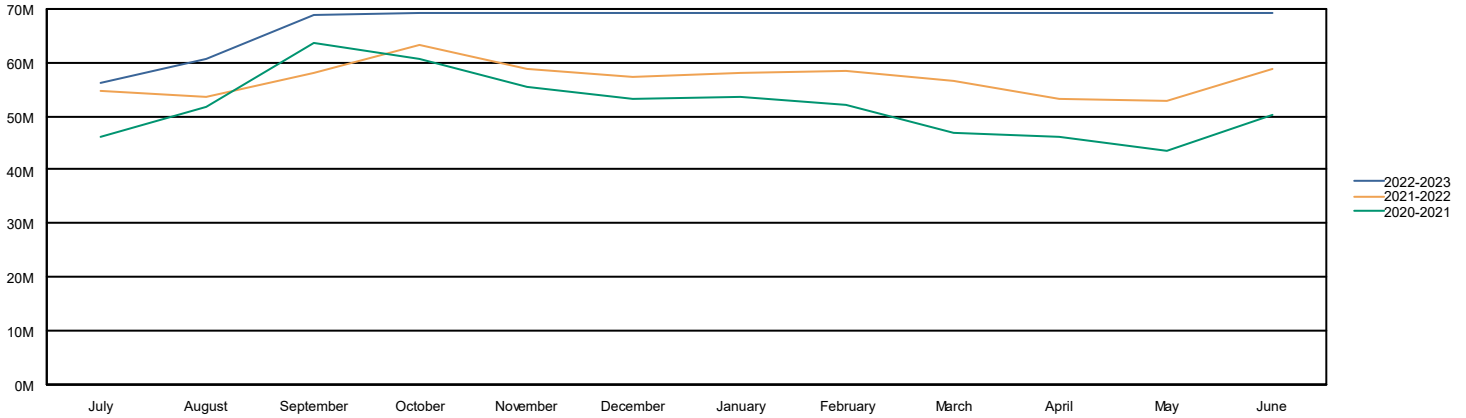


Table 12: Education Fund Fund Balance

Education Fund Balance	Jul	Aug	Sep	Oct	Nov	Dec	Jan	Feb	Mar	Apr	May	Jun
FY 2022-2023	14,984,485	17,500,999	21,861,916	23,405,479	-	-	-	-	-	-	-	-
FY 2021-2022	13,545,310	12,519,104	14,479,427	18,539,351	17,520,842	16,169,386	17,582,562	15,737,544	14,256,451	12,692,753	12,042,247	15,671,673
FY 2020-2021	9,773,544	12,266,926	18,718,956	16,955,298	15,376,059	13,691,714	13,196,560	12,027,964	10,898,464	10,097,357	8,105,000	11,753,713

Chart 12: Education Fund Fund Balance

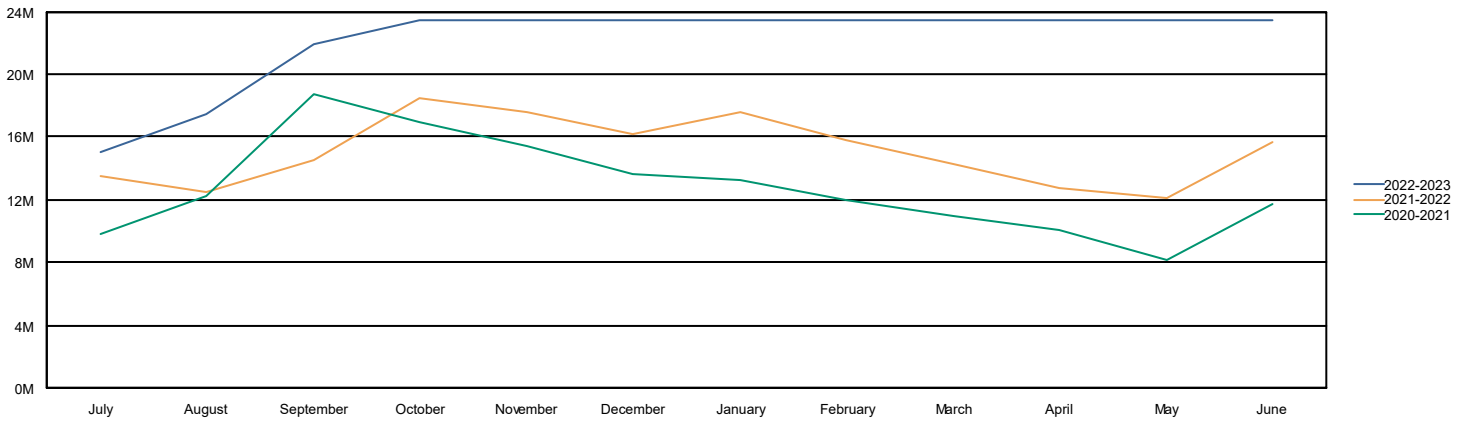


Table 13: Operations & Maint Fund Fund Balance

Operations & Maint Fund Balance	Jul	Aug	Sep	Oct	Nov	Dec	Jan	Feb	Mar	Apr	May	Jun
FY 2022-2023	4,585,402	6,319,666	7,307,539	7,677,682	-	-	-	-	-	-	-	-
FY 2021-2022	5,310,410	5,245,008	5,670,229	6,546,693	6,344,108	6,569,792	6,299,224	5,999,020	5,679,385	5,425,342	5,510,661	5,915,245
FY 2020-2021	4,092,316	4,561,587	5,697,879	5,531,218	5,347,790	5,109,184	5,184,750	4,977,082	4,720,507	4,687,672	4,302,571	4,853,856

Chart 13: Operations & Maint Fund Fund Balance

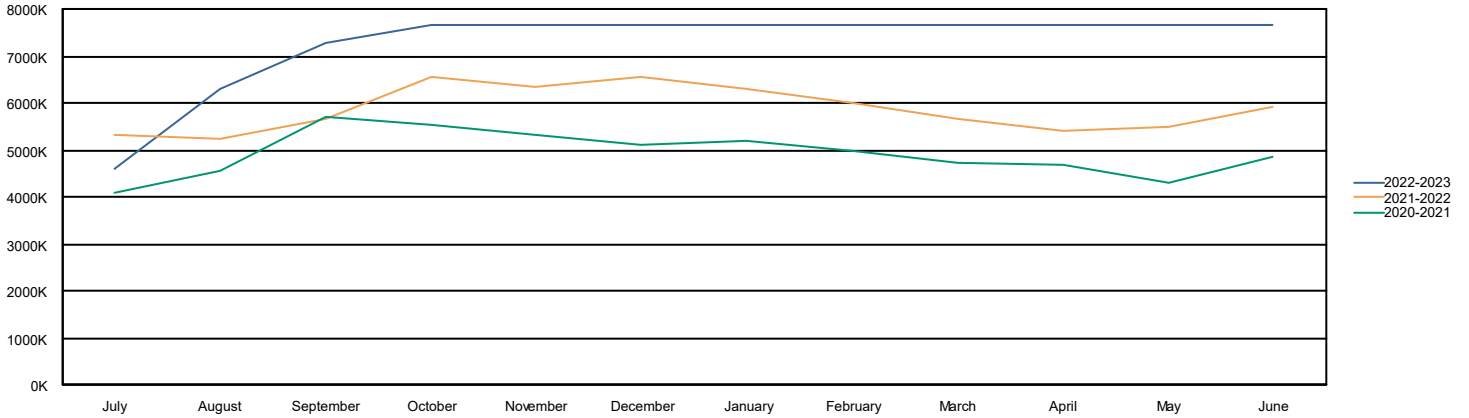


Table 14: Transportation Fund Fund Balance

Transportation Fund Balance	Jul	Aug	Sep	Oct	Nov	Dec	Jan	Feb	Mar	Apr	May	Jun
FY 2022-2023	4,476,150	4,953,968	5,367,290	5,565,238	-	-	-	-	-	-	-	-
FY 2021-2022	4,986,229	4,794,301	4,909,083	5,419,930	5,251,598	5,086,340	5,178,897	4,973,216	4,754,917	4,789,435	4,679,735	4,783,863
FY 2020-2021	3,393,923	3,863,844	4,482,204	4,670,516	4,507,143	4,369,358	4,662,506	4,563,829	4,425,126	4,625,902	4,462,825	4,507,711

Chart 14: Transportation Fund Fund Balance

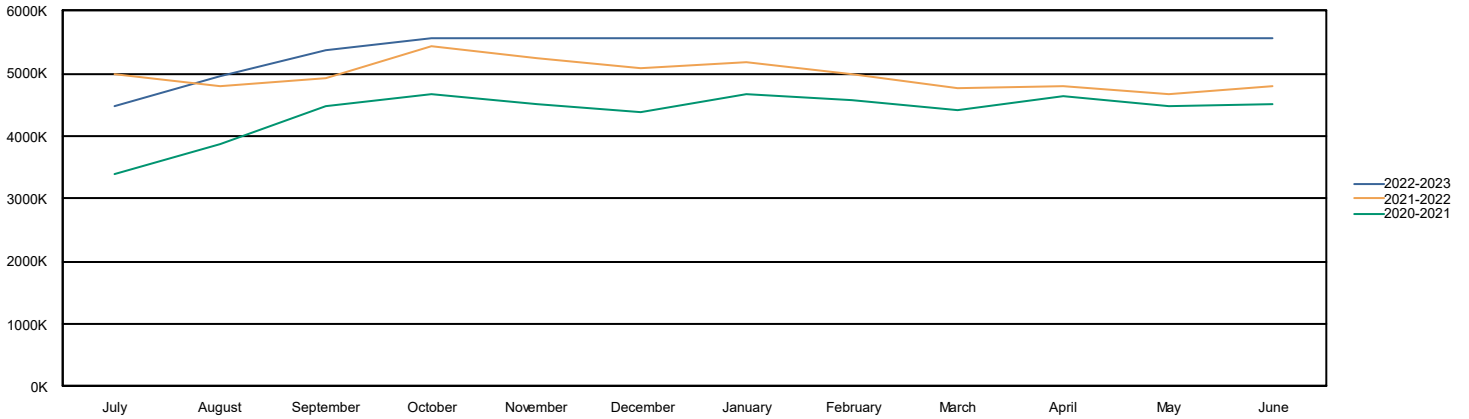


Table 15: Working Cash Fund Fund Balance

Working Cash Fund Balance	Jul	Aug	Sep	Oct	Nov	Dec	Jan	Feb	Mar	Apr	May	Jun
FY 2022-2023	16,402,041	16,567,431	9,839,078	9,951,830	-	-	-	-	-	-	-	-
FY 2021-2022	15,594,578	15,631,321	15,763,868	15,983,343	16,011,675	16,033,009	16,035,262	16,035,464	16,036,253	16,038,551	16,085,435	16,340,895
FY 2020-2021	14,709,927	14,855,958	15,158,785	15,179,349	15,187,091	15,192,840	15,235,673	15,243,019	15,245,683	15,255,082	15,276,419	15,464,710

Chart 15: Working Cash Fund Fund Balance




Chart 2. 12-month percent change in CPI for All Urban Consumers (CPI-U), not seasonally adjusted, Sep. 2021 - Sep. 2022

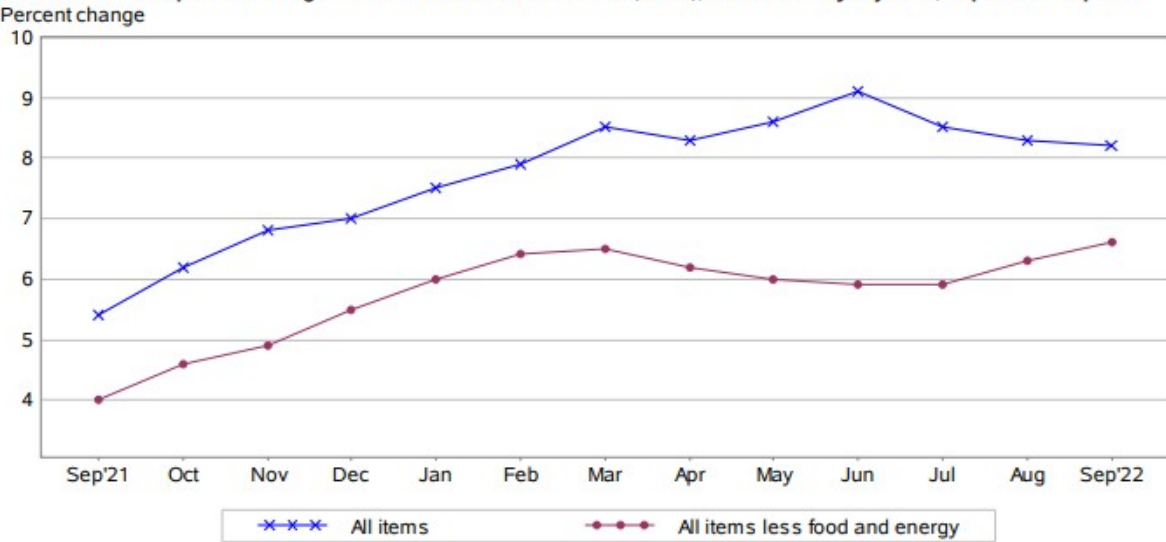


Chart 2 is from BLS.gov

## Invoice Listing

COUNTY OF GRUNDY SCHOOL DIST 111

Vendor	PO Number	Invoice Number	Batch	Description	Invoice Date	Check Number	Net Amount
A&M Products	1032300177	71853	DFC	Minooka High School Awards: Boys Golf Girls Volleyball Cross Country Girls Tennis *ITEMS RECEIVED*	10/10/2022		150.52

Detail Description	Detail Account	Accounting Percent	Detail Amount
Minooka High School Awards: Boys Golf Girls Volleyball Cross Country Girls Tennis	10 E 1500 4100 30 300 000021	100.0000%	150.52
			52

A&M Products	1032300177	71854	DFC	Minooka High School Awards: Boys Golf Girls Volleyball Cross Country Girls Tennis *ITEMS RECEIVED*	10/10/2022		1,585.00
--------------	------------	-------	-----	---	------------	--	----------

Detail Description	Detail Account	Accounting Percent	Detail Amount
Minooka High School Awards: Boys Golf Girls Volleyball Cross Country Girls Tennis	10 E 1500 4100 30 300 000021	100.0000%	1,585.00

A&M Products	1032300177	71855	DFC	Minooka High School Awards: Boys Golf Girls Volleyball Cross Country Girls Tennis *ITEMS RECEIVED*	10/10/2022		150.00
--------------	------------	-------	-----	---	------------	--	--------

Detail Description	Detail Account	Accounting Percent	Detail Amount
Minooka High School Awards: Boys Golf Girls Volleyball Cross Country Girls Tennis	10 E 1500 4100 30 300 000021	100.0000%	150.00

## Invoice Listing

COUNTY OF GRUNDY SCHOOL DIST 111

Vendor	PO Number	Invoice Number	Batch	Description	Invoice Date	Check Number	Net Amount	
A&M Products	1032300177	71856	DFC	Minooka High School Awards: Boys Golf Girls Volleyball Cross Country Girls Tennis *ITEMS RECEIVED*	10/10/2022		168.00	
<b>Detail Description</b>				<b>Detail Account</b>		<b>Accounting Percent</b>		<b>Detail Amount</b>
Minooka High School Awards: Boys Golf Girls Volleyball Cross Country Girls Tennis				10 E 1500 4100 30 300 000021		100.0000%		168.00
								53
A&M Products	1032300240	72116	DFC	Fall season awards	10/20/2022		683.00	
<b>Detail Description</b>				<b>Detail Account</b>		<b>Accounting Percent</b>		<b>Detail Amount</b>
Fall season awards				10 E 1500 4100 30 300 000021		100.0000%		665.00
UPS Ground Shipping				10 E 1500 4100 30 300 000021		100.0000%		18.00
<b>Total for A&amp;M Products:</b>							<b>2,736.52</b>	
ABM		1145407	DFC	October Custodial Services	10/31/2022		53,078.00	
<b>Detail Description</b>				<b>Detail Account</b>		<b>Accounting Percent</b>		<b>Detail Amount</b>
October services				20 E 2540 3900 00 302 000001		100.0000%		53,078.00
<b>Total for ABM:</b>							<b>53,078.00</b>	
Acacia Academy		44189	DFC	September Tuition	09/30/2022		3,522.54	
<b>Detail Description</b>				<b>Detail Account</b>		<b>Accounting Percent</b>		<b>Detail Amount</b>
Tuition				10 E 1912 6700 00 300 000000		100.0000%		3,522.54
Acacia Academy		44190	DFC	Tuition	09/30/2022		6,415.50	
<b>Detail Description</b>				<b>Detail Account</b>		<b>Accounting Percent</b>		<b>Detail Amount</b>
Tuition				10 E 1912 6700 00 300 000000		100.0000%		6,415.50
Acacia Academy		44191	DFC	September Tuition	09/30/2022		3,522.54	
<b>Detail Description</b>				<b>Detail Account</b>		<b>Accounting Percent</b>		<b>Detail Amount</b>
Tuition				10 E 1912 6700 00 300 000000		100.0000%		3,522.54
<b>Total for Acacia Academy:</b>							<b>13,460.58</b>	
Adventure Marketing Solutions		5573	DFC	Student of the Term Yard Signs	10/11/2022		1,352.50	
<b>Detail Description</b>				<b>Detail Account</b>		<b>Accounting Percent</b>		<b>Detail Amount</b>
Student of the Term Yard Sign				10 E 2410 4100 00 300 000001		100.0000%		1,352.50
<b>Total for Adventure Marketing Solutions:</b>							<b>1,352.50</b>	

## Invoice Listing

COUNTY OF GRUNDY SCHOOL DIST 111

Vendor	PO Number	Invoice Number	Batch	Description	Invoice Date	Check Number	Net Amount
AISLE Conference	1142300001	2022235	DFC	AISLE Conference Attendance for Marissa Welch	10/18/2022		260.00
<b>Detail Description</b>				<b>Detail Account</b>	<b>Accounting Percent</b>		<b>Detail Amount</b>
Aisle Conference Attendance for Marissa Welch				10 E 2210 3000 15 300 000000	100.0000%		260.00
<b>Total for AISLE Conference:</b>							<b>260.00</b>
Albright, Cynthia A		Poms Official	DFC	Poms Official	11/09/2022		400.00
<b>Detail Description</b>				<b>Detail Account</b>	<b>Accounting Percent</b>		<b>Detail Amount</b>
Poms official				11 E 1999 4100 30 300 910025	100.0000%		400.00
<b>Total for Albright, Cynthia A:</b>							<b>400.00</b>
Amazon Capital Services, Inc.		11J3-97VG-13XJ	DFC	Credit PO 1012300013	10/27/2022		-31.00
<b>Detail Description</b>				<b>Detail Account</b>	<b>Accounting Percent</b>		<b>Detail Amount</b>
Credit DYMO Letratag LT-Hand Set				10 E 1130 4100 13 300 000000	100.0000%		-31.00
Amazon Capital Services, Inc.		1YYT-FQ93-N7NQ	DFC	Promotions & Discount	11/01/2022		-10.38
<b>Detail Description</b>				<b>Detail Account</b>	<b>Accounting Percent</b>		<b>Detail Amount</b>
Promotions & Discounts				10 E 2222 4300 00 300 000000	100.0000%		-10.38
Amazon Capital Services, Inc.	0002300016	1CFJ-1THJ-HLY9	DFC	Christine O'Brien - Foundation Grant	10/18/2022		15.95
<b>Detail Description</b>				<b>Detail Account</b>	<b>Accounting Percent</b>		<b>Detail Amount</b>
Keep It in the Family				10 E 2310 4100 00 300 000001	100.0000%		15.95
Amazon Capital Services, Inc.	0002300017	1CFJ-1THJ-HLY9	DFC	Christine O'Brien Foundation Grant	10/18/2022		12.98
<b>Detail Description</b>				<b>Detail Account</b>	<b>Accounting Percent</b>		<b>Detail Amount</b>
It Starts with Us: A Novel (2) (It Ends with Us)				10 E 2310 4100 00 300 000001	100.0000%		12.98
Amazon Capital Services, Inc.	0002300023	1CFJ-1THJ-HLY9	DFC	Tracey Adams Foundation Scholarship	10/18/2022		530.62
<b>Detail Description</b>				<b>Detail Account</b>	<b>Accounting Percent</b>		<b>Detail Amount</b>
Amazon Basics Large Magnetic Dry Erase White Board, 6 x 4-Foot Whiteboard - Silver Aluminum frame				10 E 2310 4100 00 300 000001	100.0000%		530.62

## Invoice Listing

COUNTY OF GRUNDY SCHOOL DIST 111

Vendor	PO Number	Invoice Number	Batch	Description	Invoice Date	Check Number	Net Amount
Amazon Capital Services, Inc.	0002300026	1CFJ-1THJ-HLY9	DFC	Recessed Lighting	10/18/2022		595.26
<b>Detail Description</b>		<b>Detail Account</b>		<b>Accounting Percent</b>		<b>Detail Amount</b>	
TORCHSTAR Basic Series 18W 8 Inch LED Recessed Lighting with Junction Box, 4000K Cool White, 5%-100% Dimmable, ETL and Energy Star Certified, Pack of 6		20 E 2540 4100 00 302 000000		100.0000%		595.26	
Amazon Capital Services, Inc.	0002300028	1CFJ-1THJ-HLY9	DFC	Relay for Gator Snowplow	10/18/2022		19.99
<b>Detail Description</b>		<b>Detail Account</b>		<b>Accounting Percent</b>		<b>Detail Amount</b>	
T Tocas DC 14V Auto-Reset ATM Mini Blade-Style Circuit Breaker (6PCS, (5A,10A,15A,20A,25A,30A) Mixed Color)		20 E 2540 4100 00 302 000000		100.0000%		19.99	
Amazon Capital Services, Inc.	0002300029	1CFJ-1THJ-HLY9	DFC	Supplies	10/18/2022		14.10
<b>Detail Description</b>		<b>Detail Account</b>		<b>Accounting Percent</b>		<b>Detail Amount</b>	
Oxford OneStep Binder Dividers, Jan-Dec 12 Tab Monthly Divider Sets, Customizable Table of Contents, Reversible Multicolor Tabs, 3 Sets (89401)		10 E 2321 4100 00 300 000000		100.0000%		14.10	
Amazon Capital Services, Inc.	0002300031	1CFJ-1THJ-HLY9	DFC	ID badges	10/18/2022		16.98
<b>Detail Description</b>		<b>Detail Account</b>		<b>Accounting Percent</b>		<b>Detail Amount</b>	
Mifflin-USA Horizontal ID Name Badge Holder (Clear, 3.5x2.25 Inches, 100 Pack), Waterproof and Resealable Plastic Card Holders		10 E 2120 4100 00 300 000001		100.0000%		16.98	
Amazon Capital Services, Inc.	0002300032	1CFJ-1THJ-HLY9	DFC	Id Badges and clips	10/18/2022		29.97
<b>Detail Description</b>		<b>Detail Account</b>		<b>Accounting Percent</b>		<b>Detail Amount</b>	
Mifflin-USA Plastic Waterproof ID Badge Holders (Clear, 2.25x3.5 Inch, 100 Pack), Vertical Hanging Name Card Holder with Zipper, Resealable Bulk Nametag Holders		10 E 1130 4100 00 300 000000		100.0000%		17.98	
100Pcs Premium Metal Badge Clips with Clear PVC Straps for ID Cards, Badge Holders, Name Tags, Work Badges		10 E 1130 4100 00 300 000000		100.0000%		11.99	
Amazon Capital Services, Inc.	0002300034	11LV--7C1D-C9GQ	DFC	Kitchen Washer Door Guides	10/25/2022		143.12
<b>Detail Description</b>		<b>Detail Account</b>		<b>Accounting Percent</b>		<b>Detail Amount</b>	
Hobart 00-112378-00050 Door Slide		10 E 2560 4100 00 300 000000		100.0000%		143.12	

## Invoice Listing

COUNTY OF GRUNDY SCHOOL DIST 111

Vendor	PO Number	Invoice Number	Batch	Description	Invoice Date	Check Number	Net Amount
Amazon Capital Services, Inc.	0002300035	11LV--7C1D-C9GQ	DFC	Stickers for Job Fair	10/25/2022		34.90
<b>Detail Description</b>		<b>Detail Account</b>		<b>Accounting Percent</b>		<b>Detail Amount</b>	
1620 Pack, 9 Colors, Small Foil Star Stickers for Kids Reward Home, School, Bar, DIY and Office Decoration		10 E 2120 4100 00 300 000001		100.0000%		34.90	
Amazon Capital Services, Inc.	0002300036	1YYT-FQ93-N7NQ	DFC	Ink for postage machine	11/01/2022		115.00
<b>Detail Description</b>		<b>Detail Account</b>		<b>Accounting Percent</b>		<b>Detail Amount</b>	
Save On Postage Ink Compatible ININK67HC Quadient Neopost Compatible Ink Cartridge - high Capacity for in Series 600/700/750 Mailing Machine Bases		10 E 2410 3400 00 300 000000		100.0000%		115.00	
Amazon Capital Services, Inc.	0002300038	1YYT-FQ93-N7NQ	DFC	Vacuum Breaker Repair Kit	11/01/2022		27.92
<b>Detail Description</b>		<b>Detail Account</b>		<b>Accounting Percent</b>		<b>Detail Amount</b>	
T&S Brass B-0969-RK01 Vacuum Breaker Repair Kit		20 E 2540 4100 00 302 000000		100.0000%		27.92	
Amazon Capital Services, Inc.	0002300039	1YYT-FQ93-N7NQ	DFC	Eyewash Valve	11/01/2022		132.98
<b>Detail Description</b>		<b>Detail Account</b>		<b>Accounting Percent</b>		<b>Detail Amount</b>	
Guardian AP600-101V 1/2 LPS Ball Valve Vertical with Flag Handle		20 E 2540 4100 00 302 000000		100.0000%		132.98	
Amazon Capital Services, Inc.	0002300040	1HJV-HQFX-73FP	DFC	GFI Outlet for Kitchen at South	11/08/2022		71.97
<b>Detail Description</b>		<b>Detail Account</b>		<b>Accounting Percent</b>		<b>Detail Amount</b>	
Pass & Seymour PT2097-W Specification Grade Self-Test GFCI Duplex Receptacle 20 Amp 125 Volt AC NEMA 5-20R White PlugTail		20 E 2540 4100 00 302 000000		100.0000%		71.97	
Amazon Capital Services, Inc.	1012300012	1CFJ-1THJ-HLY9	DFC	Candy Culture Activity Materials for AP Human Geography	10/18/2022		17.16
<b>Detail Description</b>		<b>Detail Account</b>		<b>Accounting Percent</b>		<b>Detail Amount</b>	
Skittles STARBURST & LIFE SAVERS Christmas Candy Fun Size Variety Mix, 22.7 Ounce 80 Pieces		10 E 1130 4100 15 300 000000		100.0000%		17.16	
Amazon Capital Services, Inc.	1012300013	1CFJ-1THJ-HLY9	DFC	Library supplies order central campus	10/18/2022		31.00
<b>Detail Description</b>		<b>Detail Account</b>		<b>Accounting Percent</b>		<b>Detail Amount</b>	
DYMO Letratag LT-100H Hand set, S0883990 (Hand set)		10 E 2222 4100 00 300 000000		100.0000%		31.00	

## Invoice Listing

COUNTY OF GRUNDY SCHOOL DIST 111

Vendor	PO Number	Invoice Number	Batch	Description	Invoice Date	Check Number	Net Amount
Amazon Capital Services, Inc.	1012300014	1CFJ-1THJ-HLY9	DFC	Library Supply order South Campus	10/18/2022		65.99
<b>Detail Description</b>		<b>Detail Account</b>		<b>Accounting Percent</b>		<b>Detail Amount</b>	
Command 17206-S120NA White Large Picture Hanging Strips, 120 Pairs		10 E 2222 4100 00 300 000000		100.0000%		65.99	
Amazon Capital Services, Inc.	1012300016	1CFJ-1THJ-HLY9	DFC	Classroom supplies for Special Ed Classroom.	10/18/2022		39.99
<b>Detail Description</b>		<b>Detail Account</b>		<b>Accounting Percent</b>		<b>Detail Amount</b>	
120Pcs Fidget Toy Pack, Stress&Anxiety Relief Tools Bundle Fidget Toys Set for Kids Adults, Sensory Fidget Pack, Autistic ADHD Toys, Fidget Box with Push Bubbles		10 E 1200 4100 00 300 000002		100.0000%		39.99	
Amazon Capital Services, Inc.	1012300017	11LV--7C1D-C9GQ	DFC	Malala Books for World Cultures English Version Multiple Language Versions	10/25/2022		25.20
<b>Detail Description</b>		<b>Detail Account</b>		<b>Accounting Percent</b>		<b>Detail Amount</b>	
I Am Malala (Chinese Edition)		10 E 1130 4100 15 300 000000		100.0000%		25.20	
Amazon Capital Services, Inc.	1012300017	1YYT-FQ93-N7NQ	DFC	Malala Books for World Cultures English Version Multiple Language Versions	11/01/2022		11.03
<b>Detail Description</b>		<b>Detail Account</b>		<b>Accounting Percent</b>		<b>Detail Amount</b>	
I Am Malala: How One Girl Stood Up for Education and Changed the World (Young Readers Edition)		10 E 1130 4100 15 300 000000		100.0000%		11.03	
Amazon Capital Services, Inc.	1022300035	1CFJ-1THJ-HLY9	DFC	Protective case for Panic buttons.	10/18/2022		199.80
<b>Detail Description</b>		<b>Detail Account</b>		<b>Accounting Percent</b>		<b>Detail Amount</b>	
Retain-It - The Safe, Clip-on, Retainer, Mouth Guard and Dental Appliance Storage Solution! (Black)		10 E 2225 4100 00 300 000000		100.0000%		199.80	
Amazon Capital Services, Inc.	1022300036	1CFJ-1THJ-HLY9	DFC	UPS replacement for South IDF 7 UPS replacement for Central IDF 480	10/18/2022		1,615.48
<b>Detail Description</b>		<b>Detail Account</b>		<b>Accounting Percent</b>		<b>Detail Amount</b>	
APC 3000VA Smart UPS with SmartConnect, SMT3000RM2UC Rack Mount UPS Battery Backup, Sinewave, AVR, 120V, Line Interactive Uninterruptible Power Supply black		10 E 2225 5400 00 300 000000		100.0000%		1,615.48	

## Invoice Listing

COUNTY OF GRUNDY SCHOOL DIST 111

Vendor	PO Number	Invoice Number	Batch	Description	Invoice Date	Check Number	Net Amount
Amazon Capital Services, Inc.	1022300038	11LV--7C1D-C9GQ	DFC	First order was canceled by amazon -- UPS replacement for IDF 480	10/25/2022		649.00
<b>Detail Description</b>		<b>Detail Account</b>		<b>Accounting Percent</b>		<b>Detail Amount</b>	
APC 1000VA Smart UPS with SmartConnect, SMT1000RM2UC Rack Mount UPS Battery Backup, Sinewave, AVR, 120V, Line Interactive Uninterruptible Power Supply		10 E 2225 5400 00 300 000000		100.0000%		649.00	
Amazon Capital Services, Inc.	1022300039	11LV--7C1D-C9GQ	DFC	Bluetooth Earpiece for Deans office.	10/25/2022		79.98
<b>Detail Description</b>		<b>Detail Account</b>		<b>Accounting Percent</b>		<b>Detail Amount</b>	
Dechoyecho Bluetooth Headset V5.1, Wireless Headset with Battery Display Charging Case, Bluetooth Earpiece with Noise Canceling Mic for Driving, Office, Business, Compatible with Cell Phone and PC		10 E 2225 4100 00 300 000000		100.0000%		79.98	
Amazon Capital Services, Inc.	1022300042	1HJV-HQFX-73FP	DFC	Keyboard, HDMI cables for projectors, and docking stations.	11/08/2022		489.92
<b>Detail Description</b>		<b>Detail Account</b>		<b>Accounting Percent</b>		<b>Detail Amount</b>	
PowerBear 4K HDMI Cable 50 ft   High Speed, Braided Nylon & Gold Connectors, 4K @ 60Hz, Ultra HD, 2K, 1080P, ARC & CL3 Rated   for Laptop, Monitor, PS5, PS4, Xbox One, Fire TV, Apple TV & More		10 E 2225 4100 00 300 000000		100.0000%		116.97	
Macally Slim USB Wired Keyboard for Mac and Windows PC - Full Size 104 Key Layout & 16 Shortcut Keys - Compatible Wired Apple Keyboard with Numeric Keypad and Scissor Keycaps for Smooth Typing		10 E 2225 4100 00 300 000000		100.0000%		38.99	
PowerBear 4K HDMI Cable 25 ft   High Speed, Braided Nylon & Gold Connectors, 4K @ 60Hz, Ultra HD, 2K, 1080P, ARC & CL3 Rated   for Laptop, Monitor, PS5, PS4, Xbox One, Fire TV, Apple TV & More		10 E 2225 4100 00 300 000000		100.0000%		45.98	
USB C Docking Station Dual Monitor for Dell HP Lenovo Laptop, 15 in 1 Laptop Docking Station, USB C Dock with 65W Power Supply, 7 USB 3.0, SD/TF, Gigabit Ethernet, 2 HDMI Ports, VGA, Plug and Play		10 E 2225 4100 00 300 000000		100.0000%		287.98	

## Invoice Listing

COUNTY OF GRUNDY SCHOOL DIST 111

Vendor	PO Number	Invoice Number	Batch	Description	Invoice Date	Check Number	Net Amount
Amazon Capital Services, Inc.	1032300156	1CFJ-1THJ-HLY9	DFC	Athletic iPad cases and tripods (for athletic team rental and usage)	10/18/2022		633.00
<b>Detail Description</b>		<b>Detail Account</b>		<b>Accounting Percent</b>		<b>Detail Amount</b>	
Timecity Case for iPad 9th/ 8th/ 7th Generation, Case for iPad 10.2-Inch 2021/ 2020/ 2019 with Screen Protector Pencil Holder Kickstand Hand/ Shoulder Strap. Heavy Duty Protective Tablet Cover - Black		10 E 1500 4100 30 300 000025		100.0000%		373.20	
Aureday Phone Tripod, 50" Extendable Adjustable Smartphone & Tablet Tripod Stand with Phone Holder Mount & Remote, Compatible with Tablet/Cell Phone/Camera		10 E 1500 4100 30 300 000025		100.0000%		259.80	
						59	
Amazon Capital Services, Inc.	1052300006	11LV--7C1D-C9GQ	DFC	Purchase for Special Education Math classrooms for Troy Weiss. This is a re-order . The initial order was refunded due to non-delivery.	10/25/2022		131.73
<b>Detail Description</b>		<b>Detail Account</b>		<b>Accounting Percent</b>		<b>Detail Amount</b>	
Texas Instruments TI-30XIIS Scientific Calculator - Teacher Kit (10 pack)		10 E 1200 4100 00 300 000000		100.0000%		131.73	
Amazon Capital Services, Inc.	1052300007	11LV--7C1D-C9GQ	DFC	English I and II Self contained classrooms reading material	10/25/2022		353.95
<b>Detail Description</b>		<b>Detail Account</b>		<b>Accounting Percent</b>		<b>Detail Amount</b>	
The Last Lecture		10 E 1200 4100 00 300 000002		100.0000%		177.75	
The Five People You Meet in Heaven		10 E 1200 4100 00 300 000002		100.0000%		176.20	
Amazon Capital Services, Inc.	1062300007	1CFJ-1THJ-HLY9	DFC	electric strike door latches	10/18/2022		824.97
<b>Detail Description</b>		<b>Detail Account</b>		<b>Accounting Percent</b>		<b>Detail Amount</b>	
HES 9600-630 Series Stainless Steel Fire Rated Surface Mounted Electric Strike Body for Rim Exit Devices, Satin Stainless Steel Finish		20 E 2540 4100 00 300 000000		100.0000%		824.97	
Amazon Capital Services, Inc.	1062300008	1YYT-FQ93-N7NQ	DFC	electric hand dryers	11/01/2022		543.18
<b>Detail Description</b>		<b>Detail Account</b>		<b>Accounting Percent</b>		<b>Detail Amount</b>	
Goetland Stainless Steel Commercial Hand Dryer 1800w Automatic High Speed Heavy Duty Dull Polished Pack of 2		20 E 2540 4100 00 300 000000		100.0000%		543.18	

## Invoice Listing

COUNTY OF GRUNDY SCHOOL DIST 111

Vendor	PO Number	Invoice Number	Batch	Description	Invoice Date	Check Number	Net Amount
Amazon Capital Services, Inc.	1062300009	11LV--7C1D-C9GQ	DFC	sewer clean out covers	10/18/2022		31.18
<b>Detail Description</b>		<b>Detail Account</b>		<b>Accounting Percent</b>		<b>Detail Amount</b>	
Morvat Plastic Access Panel 12 X 12, Access Door for Drywall, Access Panel for Drywall, Wall Access Panel, Plumbing Access Panel, Heavy Durable Plastic, White		20 E 2540 4100 00 300 000000		100.0000%		31.18	
Amazon Capital Services, Inc.	1062300010	1YYT-FQ93-N7NQ	DFC	More Backer rod for tennis court cracks	11/01/2022		589.86
<b>Detail Description</b>		<b>Detail Account</b>		<b>Accounting Percent</b>		<b>Detail Amount</b>	
Backer Rod Caulk Saver Foam Backer Rod can use it for Filling Spaces or Joints Gray (3/8 Inch x 200 Feet)		20 E 2540 4100 00 300 000001		100.0000%		159.96	
Backer Rod Caulk Saver Foam Backer Rod can use it for Filling Spaces or Joints Gray (5/8 Inch x 200 Feet)		20 E 2540 4100 00 300 000001		100.0000%		429.90	
Amazon Capital Services, Inc.	1092300034	1CFJ-1THJ-HLY9	DFC	Welding supplies. saw blades, Cutting oil etc.	10/18/2022		55.04
<b>Detail Description</b>		<b>Detail Account</b>		<b>Accounting Percent</b>		<b>Detail Amount</b>	
Welding Curtain 8X6 ft, Charcoal Gray		10 E 1400 4100 10 300 000001		100.0000%		55.04	
Amazon Capital Services, Inc.	1092300035	1CFJ-1THJ-HLY9	DFC	Replacement parts for angle grinder	10/18/2022		74.26
<b>Detail Description</b>		<b>Detail Account</b>		<b>Accounting Percent</b>		<b>Detail Amount</b>	
DEWALT N107295 Hex Wrench		10 E 1400 4100 10 300 000001		100.0000%		23.97	
DEWALT 33007298 18 Gauge 2 Wire Power Cord, 8'		10 E 1400 4100 10 300 000001		100.0000%		31.30	
6PCS Durable N097696 Replacement Carbon brushes Compatible with DWE4011, DWE4120, DWE4012, DWE4100, DWE4887 and DWE4120N		10 E 1400 4100 10 300 000001		100.0000%		18.99	
Amazon Capital Services, Inc.	1092300036	1CFJ-1THJ-HLY9	DFC	Replacement parts for broken stove in bistro Kitchen	10/18/2022		52.78
<b>Detail Description</b>		<b>Detail Account</b>		<b>Accounting Percent</b>		<b>Detail Amount</b>	
[Upgraded] DG64-00473A Stove Knobs Control Dial w/ Reinforced Power Ring Protection Compatible w/ Samsung Range Oven Gas Stove Knob NX58H5600SS NX58F5700WS NX58H5650WS NX58J7750SS NX58M6850SS (5pcs)		10 E 1420 4100 09 300 000000		100.0000%		52.78	
Amazon Capital Services, Inc.	1092300038	11LV--7C1D-C9GQ	DFC	Welding and PLTW supply	10/25/2022		32.00
<b>Detail Description</b>		<b>Detail Account</b>		<b>Accounting Percent</b>		<b>Detail Amount</b>	
WeldLite Sateen Pro Welding Jacket Large		10 E 1400 4100 10 300 000001		100.0000%		32.00	

## Invoice Listing

COUNTY OF GRUNDY SCHOOL DIST 111

Vendor	PO Number	Invoice Number	Batch	Description	Invoice Date	Check Number	Net Amount
Amazon Capital Services, Inc.	1092300038	1CFJ-1THJ-HLY9	DFC	Welding and PLTW supply	10/18/2022		368.71

Detail Description	Detail Account	Accounting Percent	Detail Amount
Fibre-Metal by Honeywell 4178IRUV5 IR/UV Shade 5.0 Face shield Window	10 E 1400 4100 10 300 000001	100.0000%	97.00
Fibre-Metal by Honeywell 4178CL Face shield Window, Clear	10 E 1400 4100 10 300 000001	100.0000%	51.80
(12-Pack) 12"x12"x1/8" balsawood Sheets for Crafts - Perfect for Architectural Models Drawing Painting Wood Engraving Wood Burning Laser Scroll Sawing	10 E 1400 4100 10 300 000001	100.0000%	110.95
Extolife Replacement Filter Compatible with Shop-Vac 90350 90304 90333 Replacement fits most Wet/Dry Vacuum 5 Gallon and above (2)	10 E 1400 4100 10 300 000001	100.0000%	61 24.99
LED Work Light, 2Pack Magnetic Work Light Rechargeable 40W Bright Portable COB Work Lamp with Hanging Hook Mechanic Light Phone Charger Waterproof Cordless Job Site Lighting for Repairing Emergency	10 E 1400 4100 10 300 000001	100.0000%	83.97

Amazon Capital Services, Inc.	1092300039	11LV--7C1D-C9GQ	DFC	Band Saw blades	10/25/2022		181.14
-------------------------------	------------	-----------------	-----	-----------------	------------	--	--------

Detail Description	Detail Account	Accounting Percent	Detail Amount
SuperCut B156.5G12H3 Carbide Impregnated Bandsaw Blade, 156-1/2" Long - 1/2" Width, 3 Hook Tooth	10 E 1400 4100 10 300 000001	100.0000%	163.08
Cost of shipping, not including shipping tax.	10 E 1400 4100 10 300 000001	100.0000%	18.06

## Invoice Listing

COUNTY OF GRUNDY SCHOOL DIST 111

Vendor	PO Number	Invoice Number	Batch	Description	Invoice Date	Check Number	Net Amount
Amazon Capital Services, Inc.	1092300041	1YYT-FQ93-N7NQ	DFC	Replacing broken equipment for bistro kitchen: pasta maker, peelers, steam basket, thermometers.	11/01/2022		417.24
<b>Detail Description</b>		<b>Detail Account</b>		<b>Accounting Percent</b>		<b>Detail Amount</b>	
OXO Good Grips Swivel Peeler		10 E 1420 4100 09 300 000000		100.0000%		59.76	
Pasta Maker Deluxe Set 5 Piece Steel Machine w Spaghetti Fettuccini Roller Angel Hair Ravioli Noodle Lasagnette Cutter Attachments, Hand Crank, Counter Top Clamp, Cleaning Brush, Holiday Cooking Gift		10 E 1420 4100 09 300 000000		100.0000%		42.52	
Steamer Basket Stainless Steel Vegetable Steamer Basket Folding Steamer Insert for Veggie Fish Seafood Cooking, Expandable to Fit Various Size Pot (5.1" to 9")		10 E 1420 4100 09 300 000000		100.0000%		<del>62.95</del>	
Professional Carbon Steel Black Knife Sharpening Steel, 12 Inch		10 E 1420 4100 09 300 000000		100.0000%		13.94	
ITHKY Digital Instant Read Meat Thermometer for Cooking, Fast & Precise Waterproof Food Thermometer with Backlight, Calibration and Foldable Probe for Deep Frying, Grill, BBQ, Kitchen or Outdoor		10 E 1420 4100 09 300 000000		100.0000%		111.12	
Knife Set, EXTTE Kitchen Knife Set of 4, Professional Chef Knife Set with Sharp Blade & Full Tang Handle, 8 inch Chef Knife & 8 inch Serrated Bread Knife & 5 inch Utility Knife & Ceramic Peeler		10 E 1420 4100 09 300 000000		100.0000%		134.95	
Amazon Capital Services, Inc.	1112300013	1HJV-HQFX-73FP	DFC	Dry erase markers	11/08/2022		172.62
<b>Detail Description</b>		<b>Detail Account</b>		<b>Accounting Percent</b>		<b>Detail Amount</b>	
Comix Magnetic Dry Erase Markers, Fine Tip Whiteboard Markers with Eraser Cap, 36 Bulk 12 Colors Low Odor Markers for Kids Teachers		10 E 1130 4100 11 300 000000		100.0000%		172.62	
Amazon Capital Services, Inc.	1112300014	1HJV-HQFX-73FP	DFC	Dry erase markers	11/08/2022		230.16
<b>Detail Description</b>		<b>Detail Account</b>		<b>Accounting Percent</b>		<b>Detail Amount</b>	
Comix Magnetic Dry Erase Markers, Fine Tip Whiteboard Markers with Eraser Cap, 36 Bulk 12 Colors Low Odor Markers for Kids Teachers		10 E 1130 4100 11 300 000000		100.0000%		230.16	

## Invoice Listing

COUNTY OF GRUNDY SCHOOL DIST 111

Vendor	PO Number	Invoice Number	Batch	Description	Invoice Date	Check Number	Net Amount
Amazon Capital Services, Inc.	1132300021	1HJV-HQFX-73FP	DFC	POE Supplies	11/08/2022		93.02
<b>Detail Description</b>		<b>Detail Account</b>		<b>Accounting Percent</b>		<b>Detail Amount</b>	
Double Row Dip Switch Assorted Kit Box Range 1 2 3 4 6 8 10 Position 2.54mm PCB Mountable On Off Dip DIL Switch,Slide Type Red Toggle Switch for Circuit Breadboards and Arduino 35Pcs		10 E 1130 4100 13 300 000000		100.0000%		21.84	
AOSHIKE 10Pcs 2V 130mA Micro Solar Panels Photovoltaic Solar Cells with Wires Solars Epoxy Plate DIY Projects Toys 54mm x 54mm/2.13" x 2.13"		10 E 1130 4100 13 300 000000		100.0000%		33.98	
REXQualis 6PCS Small Breadborad 400 Point Solderless Breadboards for Proto Shield Distribution Connecting Blocks		10 E 1130 4100 13 300 000000		100.0000%		37.20	
Amazon Capital Services, Inc.	1152300050	1CFJ-1THJ-HLY9	DFC	clicker	10/18/2022		10.99
<b>Detail Description</b>		<b>Detail Account</b>		<b>Accounting Percent</b>		<b>Detail Amount</b>	
Wireless Presentation Clicker for PowerPoint Presentations, USB Dongle Wireless Presenter Remote with Laser Pointer Slide Clickers for Mac/Windows/Linux, Computer/Laptop, Google Slide/PPT/Keynote		10 E 1130 4100 06 300 000000		100.0000%		10.99	
Amazon Capital Services, Inc.	1152300052	1CFJ-1THJ-HLY9	DFC	Expo markers	10/18/2022		125.10
<b>Detail Description</b>		<b>Detail Account</b>		<b>Accounting Percent</b>		<b>Detail Amount</b>	
EXPO Low Odor Dry Erase Marker   Chisel Tip Markers   Whiteboard Markers, Black, 36 Count		10 E 1130 4100 06 300 000000		100.0000%		125.10	
Amazon Capital Services, Inc.	1152300053	1CFJ-1THJ-HLY9	DFC	ear plugs for ASL	10/18/2022		100.68
<b>Detail Description</b>		<b>Detail Account</b>		<b>Accounting Percent</b>		<b>Detail Amount</b>	
Quality Foam Earplugs 200 Pair- 32dB Noise Cancelling Sound Blocking Calmer Soft Ear Plugs for Sleeping Travel Loud Music Concert Shooting Hunting Study Work Construction Safety Hearing Protection		10 E 1130 4100 06 300 000000		100.0000%		100.68	

## Invoice Listing

COUNTY OF GRUNDY SCHOOL DIST 111

Vendor	PO Number	Invoice Number	Batch	Description	Invoice Date	Check Number	Net Amount
Amazon Capital Services, Inc.	1152300058	1HJV-HQFX-73FP	DFC	Photo supplies. Lighting kit.	11/08/2022		353.93
		<b>Detail Description</b>	<b>Detail Account</b>		<b>Accounting Percent</b>		<b>Detail Amount</b>
		NEEWER 2.6m x 3m / 8.5ft x 10ft Background Support System and 800W 5500K Umbrellas Softbox Continuous Lighting Kit for Photo Studio Product,Portrait and Video Shoot Photography	10 E 1130 4100 02 300 000000		100.0000%		205.99
		Joccun 8X10FT White Backdrop Background for Photography,Polyester Backdrop Curtain Background Screen for Photography,Photoshoot,Video Recording,Studio(8X10ft,White)	10 E 1130 4100 02 300 000000		100.0000%		63.96
		Photography Video Lighting Kit, LED Studio Streaming Lights W/70 Beads & Color Filter for Camera Photo Desktop Video Recording Filming Computer Conference Game Stream YouTube TikTok Portrait Shooting	10 E 1130 4100 02 300 000000		100.0000%		64.98
Amazon Capital Services, Inc.	1152300059	1HJV-HQFX-73FP	DFC	Clicker for PP	11/08/2022		13.99
		<b>Detail Description</b>	<b>Detail Account</b>		<b>Accounting Percent</b>		<b>Detail Amount</b>
		Presentation Clicker Wireless Presenter Remote USB Control Powerpoint PPT Clicker, Laser Pointer RF 2.4GHz Presenter Remote Google Slide Advancer Powerpoint Clicker for Computer/Laptop/Mac/Keynote	10 E 1130 4100 06 300 000000		100.0000%		13.99
Amazon Capital Services, Inc.	1172200050	1YYT-FQ93-N7NQ	DFC	Books for Central Library	11/01/2022		19.95
		<b>Detail Description</b>	<b>Detail Account</b>		<b>Accounting Percent</b>		<b>Detail Amount</b>
		Life on the Rocks: Building a Future for Coral Reefs	10 E 2222 4300 00 300 000000		0.0000%		0.00
		Socrates: A Life Worth Living (Philosophy for Young People)	10 E 2222 4300 00 300 000000		100.0000%		19.95
Amazon Capital Services, Inc.	1172300019	11LV--7C1D-C9GQ	DFC	Books for Central	10/25/2022		18.99
		<b>Detail Description</b>	<b>Detail Account</b>		<b>Accounting Percent</b>		<b>Detail Amount</b>
		Eight Nights of Flirting	10 E 2222 4300 00 300 000000		100.0000%		18.99

## Invoice Listing

COUNTY OF GRUNDY SCHOOL DIST 111

Vendor	PO Number	Invoice Number	Batch	Description	Invoice Date	Check Number	Net Amount
Amazon Capital Services, Inc.	1172300019	1CFJ-1THJ-HLY9	DFC	Books for Central	10/18/2022		311.93

Detail Description	Detail Account	Accounting Percent	Detail Amount
Dark Room Etiquette	10 E 2222 4300 00 300 000000	100.0000%	18.99
The First to Die at the End	10 E 2222 4300 00 300 000000	100.0000%	13.38
The Edge of Being	10 E 2222 4300 00 300 000000	100.0000%	18.99
Pretty Dead Queens	10 E 2222 4300 00 300 000000	100.0000%	18.99
Flight 171 (Underlined)	10 E 2222 4300 00 300 000000	100.0000%	9.99
So You Want to Be a Fighter: Profiles in Fortitude, Resilience and Acceptance--Inside and Outside the Ring	10 E 2222 4300 00 300 000000	100.0000%	<del>25.99</del>
We Go High: How 30 Women of Colour Achieved Greatness against all Odds	10 E 2222 4300 00 300 000000	100.0000%	17.99
Life Lessons from Hip-Hop: 50 Reflections on Creativity, Motivation and Wellbeing	10 E 2222 4300 00 300 000000	100.0000%	18.59
Tell Me No Lies	10 E 2222 4300 00 300 000000	100.0000%	18.99
I Was Born for This	10 E 2222 4300 00 300 000000	100.0000%	12.72
Proving Ground: The Untold Story of the Six Women Who Programmed the World's First Modern Computer	10 E 2222 4300 00 300 000000	100.0000%	25.50
After Dark with Roxie Clark	10 E 2222 4300 00 300 000000	100.0000%	17.99
The Grimrose Girls (The Grimrose Girls, 1)	10 E 2222 4300 00 300 000000	100.0000%	8.40
The Christmas Clash	10 E 2222 4300 00 300 000000	100.0000%	10.99
Suck It In and Smile	10 E 2222 4300 00 300 000000	100.0000%	17.99
Men in Blazers Present Gods of Soccer: The Pantheon of the 100 Greatest Soccer Players (According to Us)	10 E 2222 4300 00 300 000000	100.0000%	36.49
Full of Life, Exploring Earth's Biodiversity: Exploring Earth's Biodiversity	10 E 2222 4300 00 300 000000	100.0000%	24.95

Amazon Capital Services, Inc.	1172300019	1YYT-FQ93-N7NQ	DFC	Books for Central	11/01/2022		45.97
-------------------------------	------------	----------------	-----	-------------------	------------	--	-------

Detail Description	Detail Account	Accounting Percent	Detail Amount
The Art of Insanity	10 E 2222 4300 00 300 000000	100.0000%	18.99
The Wicked Remain (The Grimrose Girls, 2)	10 E 2222 4300 00 300 000000	100.0000%	9.99
I Could Not Do Otherwise: The Remarkable Life of Dr. Mary Edwards Walker	10 E 2222 4300 00 300 000000	100.0000%	16.99

## Invoice Listing

COUNTY OF GRUNDY SCHOOL DIST 111

Vendor	PO Number	Invoice Number	Batch	Description	Invoice Date	Check Number	Net Amount
Amazon Capital Services, Inc.	1172300020	11LV--7C1D-C9GQ	DFC	books for South library	10/25/2022		17.99
<b>Detail Description</b>			<b>Detail Account</b>		<b>Accounting Percent</b>		<b>Detail Amount</b>
The Sevenfold Hunters			10 E 2222 4300 00 300 000000		100.0000%		17.99

66

## Invoice Listing

COUNTY OF GRUNDY SCHOOL DIST 111

Vendor	PO Number	Invoice Number	Batch	Description	Invoice Date	Check Number	Net Amount
Amazon Capital Services, Inc.	1172300020	1CFJ-1THJ-HLY9	DFC	books for South library	10/18/2022		468.95

Detail Description	Detail Account	Accounting Percent	Detail Amount
Dark Room Etiquette	10 E 2222 4300 00 300 000000	100.0000%	18.99
The First to Die at the End	10 E 2222 4300 00 300 000000	100.0000%	13.38
You Are an Artist: Assignments to Spark Creation	10 E 2222 4300 00 300 000000	100.0000%	19.39
Pretty Dead Queens	10 E 2222 4300 00 300 000000	100.0000%	18.99
Flight 171 (Underlined)	10 E 2222 4300 00 300 000000	100.0000%	9.99
So You Want to Be a Fighter: Profiles in Fortitude, Resilience and Acceptance--Inside and Outside the Ring	10 E 2222 4300 00 300 000000	100.0000%	<del>20</del> .99
Demon in the Wood Graphic Novel (Grishaverse)	10 E 2222 4300 00 300 000000	100.0000%	17.68
Avengers By Jason Aaron Vol. 4: War of the Realms (Avengers by Jason Aaron, 4)	10 E 2222 4300 00 300 000000	100.0000%	15.49
War of the Realms	10 E 2222 4300 00 300 000000	100.0000%	25.49
Ironheart: Riri Williams	10 E 2222 4300 00 300 000000	100.0000%	11.69
Avengers by Jason Aaron Vol. 5: Challenge of the Ghost Riders	10 E 2222 4300 00 300 000000	100.0000%	14.49
Hulk By Donny Cates Vol. 1: Smashtronaut!	10 E 2222 4300 00 300 000000	100.0000%	16.19
Devil's Reign	10 E 2222 4300 00 300 000000	100.0000%	24.99
I Was Born for This	10 E 2222 4300 00 300 000000	100.0000%	12.72
Twelfth Grade Night (Arden High, Book 1)	10 E 2222 4300 00 300 000000	100.0000%	14.99
Prince of Song & Sea	10 E 2222 4300 00 300 000000	100.0000%	13.49
Gotham High	10 E 2222 4300 00 300 000000	100.0000%	6.99
Unsolved Murders: True Crime Cases Uncovered (True Crime Uncovered)	10 E 2222 4300 00 300 000000	100.0000%	14.99
Sea Serpent's Heir, Book 1 (Sea Serpent's Heir, 1)	10 E 2222 4300 00 300 000000	100.0000%	14.99
Love in Focus 1	10 E 2222 4300 00 300 000000	100.0000%	10.99
Love in Focus 2	10 E 2222 4300 00 300 000000	100.0000%	10.99
Love in Focus 3	10 E 2222 4300 00 300 000000	100.0000%	10.99
Man Made Monsters: Man Made Monsters	10 E 2222 4300 00 300 000000	100.0000%	19.99
Misfit City Vol. 1 (Misfit City, 1)	10 E 2222 4300 00 300 000000	100.0000%	8.50
Misfit City Vol. 2 (Misfit City, 2)	10 E 2222 4300 00 300 000000	100.0000%	2.49
Assassin's Creed: Conspiracies	10 E 2222 4300 00 300 000000	100.0000%	15.19
Legend of Zelda Twilight Princess Manga Vol. 1-8	10 E 2222 4300 00 300 000000	100.0000%	79.90
Cost of shipping, not including shipping tax.	10 E 2222 4300 00 300 000000	100.0000%	3.99

## Invoice Listing

COUNTY OF GRUNDY SCHOOL DIST 111

Vendor	PO Number	Invoice Number	Batch	Description	Invoice Date	Check Number	Net Amount
Amazon Capital Services, Inc.	1172300021	11LV--7C1D-C9GQ	DFC	books for south/central library	10/25/2022		126.74

Detail Description	Detail Account	Accounting Percent	Detail Amount
Kayıp Lord: Dedektif Enola Sherlock Holmes'un Kız Kardeşi (Turkish Edition)	10 E 2222 4300 00 300 000000	100.0000%	25.80
Los Juegos del hambre / The Hunger Games (Spanish Edition)	10 E 2222 4300 00 300 000000	100.0000%	16.29
Warcross 2020: Warcross	10 E 2222 4300 00 300 000000	100.0000%	19.81
Jennifer - Residence of Grief (Ukrainian Edition)	10 E 2222 4300 00 300 000000	100.0000%	13.99
La distancia entre tú y yo / The Distance from Me to You (Spanish Edition)	10 E 2222 4300 00 300 000000	100.0000%	68.95
Alguien está mintiendo / One of Us is Lying (Spanish Edition)	10 E 2222 4300 00 300 000000	100.0000%	18.95
El ladrón del rayo/ The Lightning Thief (Percy Jackson y los dioses del olimpo / Percy Jackson and the Olympians) (Spanish Edition)	10 E 2222 4300 00 300 000000	100.0000%	12.95

Amazon Capital Services, Inc.	1172300022	1HJV-HQFX-73FP	DFC	Books for Central Library	11/08/2022		123.05
-------------------------------	------------	----------------	-----	---------------------------	------------	--	--------

Detail Description	Detail Account	Accounting Percent	Detail Amount
How to Excavate a Heart	10 E 2222 4300 00 300 000000	100.0000%	15.99
Hangry: A Startup Journey	10 E 2222 4300 00 300 000000	100.0000%	26.10
Friends Like These	10 E 2222 4300 00 300 000000	100.0000%	18.99
Gleanings: Stories from the Arc of a Scythe	10 E 2222 4300 00 300 000000	100.0000%	17.99
La lista de la suerte / The Lucky List (Spanish Edition)	10 E 2222 4300 00 300 000000	100.0000%	14.99
Control Freak: My Epic Adventure Making Video Games	10 E 2222 4300 00 300 000000	100.0000%	28.99

## Invoice Listing

COUNTY OF GRUNDY SCHOOL DIST 111

Vendor	PO Number	Invoice Number	Batch	Description	Invoice Date	Check Number	Net Amount
Amazon Capital Services, Inc.	1172300024	1HJV-HQFX-73FP	DFC	books for south library	11/08/2022		388.56

Detail Description	Detail Account	Accounting Percent	Detail Amount
How to Excavate a Heart	10 E 2222 4300 00 300 000000	100.0000%	15.99
The Hunger Between Us	10 E 2222 4300 00 300 000000	100.0000%	18.99
Friends Like These	10 E 2222 4300 00 300 000000	100.0000%	18.99
Jasmine Zumideh Needs a Win: A Novel	10 E 2222 4300 00 300 000000	100.0000%	18.99
She-Hulk By Rainbow Rowell Vol. 1	10 E 2222 4300 00 300 000000	100.0000%	14.39
Strange Vol. 1: I Belong to Death	10 E 2222 4300 00 300 000000	100.0000%	<del>69.99</del>
Captain Carter: Woman Out of Time	10 E 2222 4300 00 300 000000	100.0000%	15.99
Hulk Vs. Thor: Banner Of War	10 E 2222 4300 00 300 000000	100.0000%	17.99
This is Our Place	10 E 2222 4300 00 300 000000	100.0000%	18.99
#MurderTrending (#MurderTrending, 1)	10 E 2222 4300 00 300 000000	100.0000%	9.29
Heartstopper Volume One	10 E 2222 4300 00 300 000000	100.0000%	14.11
Gleanings: Stories from the Arc of a Scythe	10 E 2222 4300 00 300 000000	100.0000%	17.99
Vinland Saga 2	10 E 2222 4300 00 300 000000	100.0000%	19.99
The Secrets We Keep	10 E 2222 4300 00 300 000000	100.0000%	19.99
Invisible Wounds: Graphic Journalism	10 E 2222 4300 00 300 000000	100.0000%	24.99
Dungeons & Dragons: Days of Endless Adventure (DUNGEONS & DRAGONS Baldur's Gate)	10 E 2222 4300 00 300 000000	100.0000%	19.99
Dungeons & Dragons: Evil At Baldur's Gate (DUNGEONS & DRAGONS Baldur's Gate)	10 E 2222 4300 00 300 000000	100.0000%	17.99
Trial of the Amazons	10 E 2222 4300 00 300 000000	100.0000%	29.84
Wash Day Diaries	10 E 2222 4300 00 300 000000	100.0000%	19.95
Secret Wars	10 E 2222 4300 00 300 000000	100.0000%	22.29
Sevdigim Tüm Erkeklerle	10 E 2222 4300 00 300 000000	100.0000%	15.83

## Invoice Listing

COUNTY OF GRUNDY SCHOOL DIST 111

Vendor	PO Number	Invoice Number	Batch	Description	Invoice Date	Check Number	Net Amount
Amazon Capital Services, Inc.	2032300032	1CFJ-1THJ-HLY9	DFC	PEPPERLONELY 1 Pair Bridal Lace Flower Sew on Embroidered Lace Applique Wedding Dress Bride's Headdress Adornment DIY Patch Clothing Accessories, 22 x 10cm, Burgundy	10/18/2022		119.90
<b>Detail Description</b>				<b>Detail Account</b>	<b>Accounting Percent</b>		<b>Detail Amount</b>
PEPPERLONELY 1 Pair Bridal Lace Flower Sew on Embroidered Lace Applique Wedding Dress Bride's Headdress Adornment DIY Patch Clothing Accessories, 22 x 10cm, Burgundy				11 Q 7150 0000 30 300 910025	100.0000%		119.90
							70
Amazon Capital Services, Inc.	2032300035	11LV--7C1D-C9GQ	DFC	Dance competition jackets	10/25/2022		36.98
<b>Detail Description</b>				<b>Detail Account</b>	<b>Accounting Percent</b>		<b>Detail Amount</b>
Heat Transfer Vinyl White HTV Rolls - 12" x 20ft White Iron on Vinyl for All Cutter Machine, White HTV Vinyl for Shirts - Easy to Cut & Weed for Heat Vinyl Design				11 E 1999 4100 30 300 910025	100.0000%		19.99
VinylRus Heat Transfer Vinyl-12" x 20ft Orange Iron on Vinyl Roll for Shirts, HTV Vinyl for Silhouette Cameo, Cricut, Easy to Cut & Weed				11 E 1999 4100 30 300 910025	100.0000%		16.99
Amazon Capital Services, Inc.	2032300037	1YYT-FQ93-N7NQ	DFC	RATIONALE: Needs for home competition, marley from boosters donation	11/01/2022		377.91
<b>Detail Description</b>				<b>Detail Account</b>	<b>Accounting Percent</b>		<b>Detail Amount</b>
VEVOR Dance Floor, 6.6x3.9ft Dance Floor Roll, 0.06in Thick PVC Vinyl Dance Floor, Black/Grey Reversible Portable Dance Floor, Non-Slip Dance Flooring, Ballet Dance Floor for Jazz, Pop, Lyrical Style				11 E 1999 4100 30 300 910025	100.0000%		287.97
6 Pack Black Tablecloths for 8 Foot Rectangle Tables 90 x 156 Inch - 8ft Rectangular Bulk Linen Polyester Fabric Washable Long Table Clothes for Wedding Reception Banquet Party Buffet Restaurant				11 E 1999 4100 30 300 910025	100.0000%		89.94
<b>Total for Amazon Capital Services, Inc.:</b>							<b>12,391.36</b>
Amita Health		2725	DFC	Hospitalization Tuition	09/30/2022		160.00
<b>Detail Description</b>				<b>Detail Account</b>	<b>Accounting Percent</b>		<b>Detail Amount</b>
Hospitalization tutoring				10 E 1200 6700 00 300 000002	100.0000%		160.00
<b>Total for Amita Health:</b>							<b>160.00</b>

## Invoice Listing

COUNTY OF GRUNDY SCHOOL DIST 111

Vendor	PO Number	Invoice Number	Batch	Description	Invoice Date	Check Number	Net Amount
AMP Print Co		2132	DFC	Wrestling Uniforms	10/29/2022		101.50
<b>Detail Description</b>				<b>Detail Account</b>		<b>Accounting Percent</b>	<b>Detail Amount</b>
Singlets				10 E 1500 4100 30 300 000050		100.0000%	101.50
AMP Print Co	0002300027	2123	DFC	T-Shirts for Career Fair	10/18/2022		1,104.50
<b>Detail Description</b>				<b>Detail Account</b>		<b>Accounting Percent</b>	<b>Detail Amount</b>
Gildan Dryblend T-shirt - 8000 Orange ( S-12, M-11, XL -13, XXL-1) 2 color front chest - Black/Shite MCHS Career Fair Logo				10 E 2120 4100 00 300 000001		100.0000%	468.00
1 color black Sponsors							71
Gildan Dryblend T-shirt - 8000 Black (S-10, M-20, L-15, XL-5) 2 color front chest - Orange/White Minooka M with Spear				10 E 2120 4100 00 300 000001		100.0000%	387.50
Screen Prep/ Setup - 2 for front of Orange Shirt - 1 for back of Orange shirt - 2 for front of Black shirt				10 E 2120 4100 00 300 000001		100.0000%	105.00
Artwork/Color Seps - 2 for Career Fair Logo - 7 for sponsors - no fee on M logo, on file Artwork created will remain on file for future orders				10 E 2120 4100 00 300 000001		100.0000%	144.00
<b>Total for AMP Print Co:</b>							<b>1,206.00</b>
Amplified IT, LLC	1022300033	50701	DFC	Annual Amplified IT Consortium and Software Tools Renewal	11/03/2022		1,250.00
<b>Detail Description</b>				<b>Detail Account</b>		<b>Accounting Percent</b>	<b>Detail Amount</b>
Annual Amplified IT Consortium and Software Tools Renewal				10 E 2225 4700 00 300 000000		100.0000%	1,250.00
<b>Total for Amplified IT, LLC:</b>							<b>1,250.00</b>
Andersons Lawn Service		110322	DFC	Lawn services Central campus	11/03/2022		6,280.00
<b>Detail Description</b>				<b>Detail Account</b>		<b>Accounting Percent</b>	<b>Detail Amount</b>
Lawn Service central campus				20 E 2540 4100 00 300 000001		100.0000%	6,280.00
<b>Total for Andersons Lawn Service:</b>							<b>6,280.00</b>

## Invoice Listing

COUNTY OF GRUNDY SCHOOL DIST 111

Vendor	PO Number	Invoice Number	Batch	Description	Invoice Date	Check Number	Net Amount
Apple, Inc.	1032300157	AK08178247	DFC	Athletic iPads (for athletic team rental and usage)	10/13/2022		4,575.00
<b>Detail Description</b>				<b>Detail Account</b>	<b>Accounting Percent</b>		<b>Detail Amount</b>
10.2-inch iPad Wi-Fi 64GB - Space Gray (Packaged in a 10-pack)				10 E 1500 4100 30 300 000025	100.0000%		2,940.00
4-Year AppleCare+ for Schools - iPad / iPad Air / iPad mini				10 E 1500 4100 30 300 000025	100.0000%		1,090.00
4-Year AppleCare+ for Schools - iPad / iPad Air / iPad mini				10 E 1500 4100 30 300 000025	100.0000%		545.00
Apple, Inc.	1032300157	AK10119168	DFC	Athletic iPads (for athletic team rental and usage)	10/18/2022		1,495.00
<b>Detail Description</b>				<b>Detail Account</b>	<b>Accounting Percent</b>		<b>Detail Amount</b>
10.2-inch iPad Wi-Fi 64GB - Space Gray				10 E 1500 4100 30 300 000025	100.0000%		1,495.00
<b>Total for Apple, Inc.:</b>							<b>6,070.00</b>
Aqualab Water Treatment, Inc.		9783	DFC	Water treatment	11/01/2022		375.00
<b>Detail Description</b>				<b>Detail Account</b>	<b>Accounting Percent</b>		<b>Detail Amount</b>
Water treatment				20 E 2540 3900 00 302 000000	100.0000%		375.00
<b>Total for Aqualab Water Treatment, Inc.:</b>							<b>375.00</b>
Aramark Uniform Services Inc		6100058109	DFC	Uniform rental and supplies	09/21/2022		37.28
<b>Detail Description</b>				<b>Detail Account</b>	<b>Accounting Percent</b>		<b>Detail Amount</b>
Uniform rental and supplies				40 E 2550 3220 00 300 000000	100.0000%		37.28
Aramark Uniform Services Inc		6100060893	DFC	Uniform rental and supplies	09/28/2022		166.88
<b>Detail Description</b>				<b>Detail Account</b>	<b>Accounting Percent</b>		<b>Detail Amount</b>
Uniform rental & Supplies				40 E 2550 3220 00 300 000000	100.0000%		166.88
Aramark Uniform Services Inc		6100063761	DFC	Uniform rental and supplies	10/05/2022		41.02
<b>Detail Description</b>				<b>Detail Account</b>	<b>Accounting Percent</b>		<b>Detail Amount</b>
Uniform rental and supplies				40 E 2550 3220 00 300 000000	100.0000%		41.02
Aramark Uniform Services Inc		6100067075	DFC	Uniform rental & supplies	10/12/2022		183.58
<b>Detail Description</b>				<b>Detail Account</b>	<b>Accounting Percent</b>		<b>Detail Amount</b>
Uniform rental & supplies				40 E 2550 3220 00 300 000000	100.0000%		183.58

## Invoice Listing

COUNTY OF GRUNDY SCHOOL DIST 111

Vendor	PO Number	Invoice Number	Batch	Description	Invoice Date	Check Number	Net Amount
Aramark Uniform Services Inc		6100071213	DFC	Uniform rental & supplies	10/19/2022		41.02
<b>Detail Description</b>		<b>Detail Account</b>		<b>Accounting Percent</b>		<b>Detail Amount</b>	
Uniform and rental supplies		40 E 2550 3220 00 300 000000		100.0000%		41.02	
Aramark Uniform Services Inc		6100073918	DFC	Uniform rental & supplies	10/26/2022		183.58
<b>Detail Description</b>		<b>Detail Account</b>		<b>Accounting Percent</b>		<b>Detail Amount</b>	
Uniform rental & supplies		40 E 2550 3220 00 300 000000		100.0000%		183.58	
Aramark Uniform Services Inc		6100076996	DFC	Uniform rental & supplies	11/02/2022		192.03
<b>Detail Description</b>		<b>Detail Account</b>		<b>Accounting Percent</b>		<b>Detail Amount</b>	
Uniform rental & supplies		40 E 2550 3220 00 300 000000		100.0000%		192.03	
<b>Total for Aramark Uniform Services Inc:</b>							<b>845.39</b>
Athletic Boosters		102622	DFC	Web Store Booster Club	10/26/2022		25.00
<b>Detail Description</b>		<b>Detail Account</b>		<b>Accounting Percent</b>		<b>Detail Amount</b>	
Webstore Booster Club		10 E 1500 3000 70 300 000014		100.0000%		25.00	
<b>Total for Athletic Boosters:</b>							<b>25.00</b>
Bailey Pottery Equipment Corp. And Ceramic Supply	1152300030	494786-IN	DFC	New Kiln for South Campus	10/13/2022		12,757.89
<b>Detail Description</b>		<b>Detail Account</b>		<b>Accounting Percent</b>		<b>Detail Amount</b>	
C-260-DRG-208-3 PARAGON DRAGON KILN 208V/3PH		10 E 1130 5400 02 300 000000		100.0000%		9,253.05	
C-260-DRG-S-18 DRAGON STAND (18"/STAIONARY)		10 E 1130 5400 02 300 000000		100.0000%		770.27	
C-260-DRG-FK PARAGON FURN. KIT DRAGON KIN		10 E 1130 5400 02 300 000000		100.0000%		1,272.57	
SHIPPING/FREIGHT		10 E 1130 5400 02 300 000000		100.0000%		1,462.00	
<b>Total for Bailey Pottery Equipment Corp. And Ceramic Supply:</b>							<b>12,757.89</b>
Bannon Exterminating		14165	DFC	South Exterminating	10/31/2022		180.00
<b>Detail Description</b>		<b>Detail Account</b>		<b>Accounting Percent</b>		<b>Detail Amount</b>	
Exterminating		20 E 2540 3000 00 302 000003		100.0000%		180.00	
Bannon Exterminating		14166	DFC	Central Exterminating	10/31/2022		190.00
<b>Detail Description</b>		<b>Detail Account</b>		<b>Accounting Percent</b>		<b>Detail Amount</b>	
Exterminating		20 E 2540 3000 00 300 000005		100.0000%		190.00	
<b>Total for Bannon Exterminating:</b>							<b>370.00</b>

## Invoice Listing

COUNTY OF GRUNDY SCHOOL DIST 111

Vendor	PO Number	Invoice Number	Batch	Description	Invoice Date	Check Number	Net Amount
Batavia High School	1032300182	12/26 G FA Invite	DFC	GBB S - Batavia Invite 12/26/22 GBB FR A - Batavia Invite 12/26/22	10/14/2022		325.00
<b>Detail Description</b>				<b>Detail Account</b>	<b>Accounting Percent</b>		<b>Detail Amount</b>
GBB S - Batavia Invite 12/26/22 - \$325.00				10 E 1500 3900 30 300 000000	100.0000%		325.00
GBB FR A - Batavia Invite 12/26/22 \$325.00							
Batavia High School	1032300182	12/26 Invite	DFC	GBB S - Batavia Invite 12/26/22 GBB FR A - Batavia Invite 12/26/22	10/14/2022		325.00
<b>Detail Description</b>				<b>Detail Account</b>	<b>Accounting Percent</b>		<b>Detail Amount</b>
GBB S - Batavia Invite 12/26/22 - \$325.00				10 E 1500 3900 30 300 000000	100.0000%		325.00
GBB FR A - Batavia Invite 12/26/22 \$325.00							74
<b>Total for Batavia High School:</b>							<b>650.00</b>
Becker, Dana R		Photoshop Reimb	DFC	Adobe Photoshop class reimb	10/14/2022		247.00
<b>Detail Description</b>				<b>Detail Account</b>	<b>Accounting Percent</b>		<b>Detail Amount</b>
online photoshop course				10 E 2210 3000 06 300 000000	100.0000%		247.00
<b>Total for Becker, Dana R:</b>							<b>247.00</b>
Blue Cross Blue Shield of IL - Dept. 1134		550740717422	DFC	October 10/31/22	10/31/2022		317,242.01
<b>Detail Description</b>				<b>Detail Account</b>	<b>Accounting Percent</b>		<b>Detail Amount</b>
October coverage				10 E 1130 2220 00 000 000000	100.0000%		279,460.12
October Coverage				20 E 1130 2220 00 000 000000	100.0000%		8,918.67
October coverage				40 E 1130 2220 00 000 000000	100.0000%		7,444.06
October coverage				80 E 1130 2220 00 000 000000	100.0000%		5,123.67
October coverage				10 E 1130 2230 00 000 000000	100.0000%		15,001.23
October coverage				20 E 1130 2230 00 000 000000	100.0000%		932.29
October coverage				40 E 1130 2230 00 000 000000	100.0000%		252.32
October coverage				80 E 1130 2230 00 000 000000	100.0000%		109.65
<b>Total for Blue Cross Blue Shield of IL - Dept. 1134:</b>							<b>317,242.01</b>
Bluum of Minnesota, LLC	1022300008	880849	DFC	Class VR 1 year renewal Software for VR goggles Quote #233918	10/17/2022		399.99
<b>Detail Description</b>				<b>Detail Account</b>	<b>Accounting Percent</b>		<b>Detail Amount</b>
Class VR Yearly Renewal				10 E 2225 4700 00 300 000000	100.0000%		399.99

## Invoice Listing

COUNTY OF GRUNDY SCHOOL DIST 111

Vendor	PO Number	Invoice Number	Batch	Description	Invoice Date	Check Number	Net Amount
Bluum of Minnesota, LLC	1022300010	882981	DFC	Gsuite Enterprise Yearly Renewal Software Quote #233917	10/31/2022		6,504.00
<b>Detail Description</b>				<b>Detail Account</b>		<b>Accounting Percent</b>	<b>Detail Amount</b>
Gsuite Enterprise Yearly Renewal.				10 E 2225 4700 00 300 000000		100.0000%	6,504.00
<b>Total for Bluum of Minnesota, LLC:</b>							<b>6,903.99</b>
BMO Harris	11/5/22 Statement		DFC	11/5/22 Statement	11/05/2022		10,291.61
<b>Detail Description</b>				<b>Detail Account</b>		<b>Accounting Percent</b>	<b>Detail Amount</b>
Shiffbauer-Langes Woodland Flower				10 E 2321 4100 00 300 000000		100.0000%	<del>95.00</del>
Shiffbauer-S&W Chicago				10 E 2310 3000 00 300 000000		100.0000%	800.00
Schiffbauer - TLF Floral				10 E 2321 4100 00 300 000000		100.0000%	87.95
Schiffbauer - Walgreens				10 E 2321 4100 00 300 000000		100.0000%	11.74
Schiffbauer - Labo Flowers				10 E 2321 4100 00 300 000000		100.0000%	65.00
Shiffbauer - Labo Flowers				10 E 2321 4100 00 300 000000		100.0000%	65.00
Shiffbauer - Jimmy Johns				10 E 2321 4100 00 300 000000		100.0000%	96.73
Soliman - PTC Wizzard				10 E 2225 4700 00 300 000000		100.0000%	950.00
Soliman - Uhaul				10 E 2120 4100 00 300 000001		100.0000%	117.01
Transportation - Circle K				10 E 1500 3320 70 300 000000		100.0000%	64.97
Troy - VIOC				40 E 2554 3230 00 300 000000		100.0000%	90.82
Troy - Autozone				40 E 2552 4100 00 300 000001		100.0000%	21.24
Troy - Walmart				10 E 2120 4100 00 300 000001		100.0000%	100.42
Troy - Totally Promotional				10 E 2120 4100 00 300 000001		100.0000%	127.50
Troy - JMZ Containers				20 E 2540 4100 00 300 000000		100.0000%	2,742.75
Troy - Walmart				10 E 2120 4100 00 300 000001		100.0000%	47.32
Troy - FedEx				10 E 2410 4100 00 300 000001		100.0000%	53.09
Troy - Indeed				10 E 2525 3000 00 300 000000		100.0000%	375.00
Vangilder - Jewel				40 E 2552 4100 00 300 000000		100.0000%	65.80
Vangilder - III Tollway				40 E 2552 4100 00 300 000001		100.0000%	50.00
Vangilder - II Tollway				40 E 2552 4100 00 300 000001		100.0000%	9.00
Vangilder - USPS				40 E 2552 4100 00 300 000001		100.0000%	83.00
MCHS PCard				10 E 1500 4100 70 300 000021		100.0000%	4,211.25
Holden - Amazon credits				10 E 1500 4100 70 300 000005		100.0000%	-28.98

## Invoice Listing

COUNTY OF GRUNDY SCHOOL DIST 111

Vendor	PO Number	Invoice Number	Batch	Description	Invoice Date	Check Number	Net Amount
BMO Harris	1002300023	11/5/22 Statement	DFC	P-Card Statement for October 2022	11/05/2022		256.16
<b>Detail Description</b>			<b>Detail Account</b>		<b>Accounting Percent</b>		<b>Detail Amount</b>
Jewel-Osco			10 E 2410 4100 00 300 000001		100.0000%		100.44
Giordano's			10 E 2410 4100 00 300 000001		100.0000%		155.72
BMO Harris	1032300222	11/5/22 Statement	DFC	Sandwiches for the boys soccer team to Regional play in Pekin.	11/05/2022		211.45
<b>Detail Description</b>			<b>Detail Account</b>		<b>Accounting Percent</b>		<b>Detail Amount</b>
Sandwiches for the boys soccer team to the Regional Semi-finals at Pekin High School.			10 E 1500 3900 30 300 000000		100.0000%		211.45
							76

## Invoice Listing

COUNTY OF GRUNDY SCHOOL DIST 111

Vendor	PO Number	Invoice Number	Batch	Description	Invoice Date	Check Number	Net Amount
BMO Harris	1042300020	11/5 Statement	DFC	Pcard October Statement	11/05/2022		3,421.93
Detail Description		Detail Account		Accounting Percent	Detail Amount		
Fat Rickys		10 E 1500 3320 70 300 000001		100.0000%	46.02		
WRS		10 E 1500 4100 70 300 000016		100.0000%	100.00		
Amazon		10 E 1500 4100 70 300 000005		100.0000%	118.20		
Amazon		10 E 1500 4100 70 300 000024		100.0000%	68.77		
Full Compas		10 E 1500 4100 70 300 000024		100.0000%	381.44		
Amazon		10 E 1500 4100 70 300 000005		100.0000%	10.95		
Amazon		10 E 1500 4100 70 300 000005		100.0000%	71.96		
Full Compass		10 E 1500 4100 70 300 000024		100.0000%	381.44		
Amazon		10 E 1500 4100 70 300 000024		100.0000%	455.86		
Amazon		10 E 1500 4100 70 300 000005		100.0000%	45.98		
Amazon		10 E 1500 4100 70 300 000024		100.0000%	41.78		
Amazon		10 E 1500 4100 70 300 000024		100.0000%	206.95		
Amazon		10 E 1500 4100 70 300 000024		100.0000%	41.70		
Playbill		10 E 1500 3000 70 300 000001		100.0000%	70.00		
Playbill		10 E 1500 3000 70 300 000001		100.0000%	58.12		
Jimmy Johns		10 E 1500 3900 30 300 000001		100.0000%	240.24		
Amazon		10 E 1500 4100 70 300 000005		100.0000%	44.88		
Amazon		10 E 1500 4100 70 300 000005		0.0000%	0.00		
Amazon		10 E 1500 4100 70 300 000024		100.0000%	18.99		
Amazon		10 E 1500 4100 70 300 000024		100.0000%	26.51		
Amazon		10 E 1500 4100 70 300 000024		100.0000%	25.99		
Jimmy Johns		10 E 1500 4100 70 300 000003		100.0000%	92.44		
Jimmy John's		10 E 1500 3900 30 300 000001		100.0000%	792.35		
Fat Rickys		10 E 1500 3320 30 300 000001		100.0000%	61.36		

## Invoice Listing

COUNTY OF GRUNDY SCHOOL DIST 111

Vendor	PO Number	Invoice Number	Batch	Description	Invoice Date	Check Number	Net Amount
BMO Harris	1052300012	11/5/22 Statement	DFC	October Credit Card purchases for Joseph V. Pacetti, Director of Student Services	11/05/2022		1,088.14
				<b>Detail Description</b>	<b>Detail Account</b>	<b>Accounting Percent</b>	<b>Detail Amount</b>
				Hinckley invoice for South & Central campus nurses's offices water cooler service	10 E 2134 3000 00 300 000000	100.0000%	152.24
				DocHub : electronic signature app 1 year subscription for Joseph Pacetti, Director of Student Services on 10/28/22	10 E 1200 3000 00 300 000001	100.0000%	59.88
				Eventbrite purchase for Sarah Bonnar, South SpEd teacher attending a 12/12/22 Prof Dev conference: Raising Student Achievement Conference purchased on 10/17/22	10 E 2210 3000 00 300 000002	100.0000%	213.00 78
				Eventbrite purchase for Barbie Langhoff, South SpEd teacher attending a 12/12/22 Prof Dev conference: Raising Student Achievement Conference purchased on 10/17/22	10 E 2210 3000 00 300 000002	100.0000%	213.00
				Home Office Chair Ergonomic Desk Chair Mesh Computer Chair with Lumbar Support Armrest Executive Rolling Swivel Adjustable Mid Back Task Chair for Women Adults, Black	10 E 1200 4100 00 300 000002	100.0000%	54.99
				Pear Deck Premium EDU Yearly subscription Software for Self Contained Science class for Nicole Lehning	10 E 1200 3000 00 300 223000	100.0000%	149.99
				Pear Deck Premium EDU Yearly software subscription for Sarah Bonnar's Self Contained Science classroom	10 E 1200 3000 00 300 223000	100.0000%	149.99
				Amazon refund for undelivered order placed 10/4/22 (Calculators for Troy Weiss's SPED Math Classes)	10 E 1200 4100 00 300 000002	100.0000%	-171.98
				Daurer Amazon order: [250 Count - 1 oz.] Plastic Disposable Medicine Measuring Cup for Liquid Medicine, Epoxy, & Pills	10 E 2134 4100 00 300 000000	100.0000%	6.99
				Daurer Amazon Order: 2 of: HALLS Relief Honey Lemon Cough Drops, Bulk Cough Drops, 250 Drops; : Vaxxen Labs Ammonia Inhalant Pouch (100 Pack) ; ] Clear Disposable Plastic Cups - Cold Party Drinking Cups	10 E 2134 4100 00 300 000000	100.0000%	103.64
				Daurer Amazon order: Qty 2 of Kleenex® Professional Facial Tissue for Business (21606), Flat Tissue Boxes, 48 Boxes / Case, 125 Tissues / Box, 6,000 Tissues / Case	10 E 2134 4100 00 300 000000	100.0000%	156.40
BMO Harris	1122300022	10856571	DFC	Strength Training Equipment	11/05/2022		264.57
				<b>Detail Description</b>	<b>Detail Account</b>	<b>Accounting Percent</b>	<b>Detail Amount</b>
				ABMAT HIP THRUST PAD	10 E 1130 4100 50 300 000000	100.0000%	243.50
				Shipping	10 E 1130 4100 50 300 000000	100.0000%	21.07
				<b>Total for BMO Harris:</b>			<b>15,533.86</b>

## Invoice Listing

COUNTY OF GRUNDY SCHOOL DIST 111

Vendor	PO Number	Invoice Number	Batch	Description	Invoice Date	Check Number	Net Amount
Boe, Kristi A		10/22 Cell phone reimb	DFC	10/22 Cell phone reimbursement	10/31/2022		100.00
<b>Detail Description</b>		<b>Detail Account</b>		<b>Accounting Percent</b>		<b>Detail Amount</b>	
Cell Phone Reimbursement		20 E 2540 3400 00 300 000001		100.0000%		100.00	
<b>Total for Boe, Kristi A:</b>						<b>100.00</b>	
Bradley Bourbonnais H.S.	1032300183	12/22 Invite	DFC	WR B JV - Wolford Classic 12/22/22	10/14/2022		285.00
<b>Detail Description</b>		<b>Detail Account</b>		<b>Accounting Percent</b>		<b>Detail Amount</b>	
WR B JV - Wolford Classic 12/22/22 \$285.00		10 E 1500 3900 30 300 000000		100.0000%		285.00	
<b>Total for Bradley Bourbonnais H.S.:</b>						<b>285.00</b>	
Bremen High School	1032300184	1/7/23 Invite	DFC	WR B JV - JV Invite 1/7/23	10/14/2022		350.00
<b>Detail Description</b>		<b>Detail Account</b>		<b>Accounting Percent</b>		<b>Detail Amount</b>	
WR B JV - JV Invite \$350.00		10 E 1500 3900 30 300 000000		100.0000%		350.00	
<b>Total for Bremen High School:</b>						<b>350.00</b>	
Brown, Emily H	1489		DFC	22-23 Dual IADA/NIAAA Membership	08/01/2022		130.00
<b>Detail Description</b>		<b>Detail Account</b>		<b>Accounting Percent</b>		<b>Detail Amount</b>	
22-23 Dual IADA/NIAAA Membership Fee		10 E 1500 6400 30 300 000002		100.0000%		130.00	
Brown, Emily H		IADA Reimb	DFC	IADA Reimbursement	10/19/2022		150.00
<b>Detail Description</b>		<b>Detail Account</b>		<b>Accounting Percent</b>		<b>Detail Amount</b>	
2022-23 IADA Leadership Training (LTI) Cohort - CMAA Event Fee		10 E 1500 6400 30 300 000002		100.0000%		150.00	
<b>Total for Brown, Emily H:</b>						<b>280.00</b>	
BSN Sports Inc		918112157	DFC	Team Crew Socks	09/07/2022		2,610.00
<b>Detail Description</b>		<b>Detail Account</b>		<b>Accounting Percent</b>		<b>Detail Amount</b>	
Team Crew Socks		11 E 1999 4100 30 300 910014		100.0000%		2,610.00	
BSN Sports Inc		918220641	DFC	Volleyball TShirts	09/15/2022		636.48
<b>Detail Description</b>		<b>Detail Account</b>		<b>Accounting Percent</b>		<b>Detail Amount</b>	
Volleyball Tshirts		11 E 1999 4100 30 300 910022		100.0000%		636.48	
BSN Sports Inc		918220644	DFC	Knee pads	09/15/2022		660.00
<b>Detail Description</b>		<b>Detail Account</b>		<b>Accounting Percent</b>		<b>Detail Amount</b>	
Knee pads		11 E 1999 4100 30 300 910014		100.0000%		660.00	
BSN Sports Inc		918323375	DFC	Jerseys and pants	09/22/2022		1,798.25
<b>Detail Description</b>		<b>Detail Account</b>		<b>Accounting Percent</b>		<b>Detail Amount</b>	
Jersey's and Pants		11 E 1999 4100 30 300 910014		100.0000%		1,798.25	

## Invoice Listing

COUNTY OF GRUNDY SCHOOL DIST 111

Vendor	PO Number	Invoice Number	Batch	Description	Invoice Date	Check Number	Net Amount
BSN Sports Inc		918971853	DFC	Football Supplies	10/29/2022		1,140.00
<b>Detail Description</b>				<b>Detail Account</b>		<b>Accounting Percent</b>	<b>Detail Amount</b>
Football Supplies				11 E 1999 4100 30 300 910014		100.0000%	1,140.00
BSN Sports Inc	1012300011	918733688	DFC	White Varsity Jerseys. attn Jarrod Darling	10/25/2022		2,732.00
<b>Detail Description</b>				<b>Detail Account</b>		<b>Accounting Percent</b>	<b>Detail Amount</b>
White varsity jerseys				11 E 1999 4100 30 300 910016		100.0000%	2,732.00
BSN Sports Inc	1032300175	918701633	DFC	Black, White-LOCKER 9IN SHORT	10/14/2022		395.00
<b>Detail Description</b>				<b>Detail Account</b>		<b>Accounting Percent</b>	<b>Detail Amount</b>
Black, White-LOCKER 9IN SHORT				10 E 1500 4100 30 300 000044		100.0000%	390.00
Freight				10 E 1500 4100 30 300 000044		100.0000%	5.00
BSN Sports Inc	2032300001	917584784	DFC	UA hats.	07/15/2022		741.00
<b>Detail Description</b>				<b>Detail Account</b>		<b>Accounting Percent</b>	<b>Detail Amount</b>
UA Blitz flex fitted hats-Item # NSPUSTOM				11 E 1999 4100 30 300 910014		100.0000%	720.00
Shipping				11 E 1999 4100 30 300 910014		100.0000%	21.00
BSN Sports Inc	2032300004	918884492	DFC	Football equipment.	10/25/2022		227.97
<b>Detail Description</b>				<b>Detail Account</b>		<b>Accounting Percent</b>	<b>Detail Amount</b>
Football bag.				11 E 1999 4100 30 300 910014		100.0000%	227.97
<b>Total for BSN Sports Inc:</b>							<b>10,940.70</b>
Caldwell, Megan M		Fall 2022 Tuition Reimb	DFC	RES5173 - Research Methods for Educational Leaders	10/21/2022		555.00
<b>Detail Description</b>				<b>Detail Account</b>		<b>Accounting Percent</b>	<b>Detail Amount</b>
RES5173 - Research Methods for Educational Leaders				10 E 1130 2300 00 300 000000		100.0000%	555.00
<b>Total for Caldwell, Megan M:</b>							<b>555.00</b>
Camelot Therapeutic Schools, LLC		INV146045	DFC	September Tuition	09/30/2022		14,706.65
<b>Detail Description</b>				<b>Detail Account</b>		<b>Accounting Percent</b>	<b>Detail Amount</b>
Tuition				10 E 1912 6700 00 300 000000		100.0000%	14,706.65
<b>Total for Camelot Therapeutic Schools, LLC:</b>							<b>14,706.65</b>
Canna Law Offices PC		1215	DFC	October fees	11/01/2022		475.00
<b>Detail Description</b>				<b>Detail Account</b>		<b>Accounting Percent</b>	<b>Detail Amount</b>
October fees				80 E 2310 3180 00 300 000000		100.0000%	475.00
<b>Total for Canna Law Offices PC:</b>							<b>475.00</b>

## Invoice Listing

COUNTY OF GRUNDY SCHOOL DIST 111

Vendor	PO Number	Invoice Number	Batch	Description	Invoice Date	Check Number	Net Amount	
Capital One - Walmart Community		1644811759	DFC	PE Supplies	09/27/2022		455.67	
<b>Detail Description</b>				<b>Detail Account</b>		<b>Accounting Percent</b>		<b>Detail Amount</b>
PE Supplies				10 E 1130 4100 50 300 000000		100.0000%		455.67
Capital One - Walmart Community	1092300002	1644811759	DFC	OPEN PO 22/23	09/29/2022		143.36	
<b>Detail Description</b>				<b>Detail Account</b>		<b>Accounting Percent</b>		<b>Detail Amount</b>
OPEN PO 22/23				10 E 1420 4100 09 300 000000		100.0000%		143.36
Capital One - Walmart Community	1092300002	1644811759	DFC	OPEN PO 22/23	09/29/2022		<del>189.10</del>	
<b>Detail Description</b>				<b>Detail Account</b>		<b>Accounting Percent</b>		<b>Detail Amount</b>
OPEN PO 22/23				10 E 1420 4100 09 300 000000		100.0000%		119.10
Capital One - Walmart Community	1092300002	1644811759	DFC	OPEN PO 22/23	10/07/2022		69.11	
<b>Detail Description</b>				<b>Detail Account</b>		<b>Accounting Percent</b>		<b>Detail Amount</b>
OPEN PO 22/23				10 E 1420 4100 09 300 000000		100.0000%		69.11
Capital One - Walmart Community	1092300002	1644811759	DFC	OPEN PO 22/23	10/12/2022		193.01	
<b>Detail Description</b>				<b>Detail Account</b>		<b>Accounting Percent</b>		<b>Detail Amount</b>
OPEN PO 22/23				10 E 1420 4100 09 300 000000		100.0000%		193.01
Capital One - Walmart Community	1092300002	1644811759	DFC	OPEN PO 22/23	10/13/2022		119.80	
<b>Detail Description</b>				<b>Detail Account</b>		<b>Accounting Percent</b>		<b>Detail Amount</b>
OPEN PO 22/23				10 E 1420 4100 09 300 000000		100.0000%		119.80
Capital One - Walmart Community	1092300002	1644811759	DFC	OPEN PO 22/23	10/17/2022		53.32	
<b>Detail Description</b>				<b>Detail Account</b>		<b>Accounting Percent</b>		<b>Detail Amount</b>
OPEN PO 22/23				10 E 1420 4100 09 300 000000		100.0000%		53.32
Capital One - Walmart Community	1092300002	1644811759	DFC	OPEN PO 22/23	10/20/2022		374.34	
<b>Detail Description</b>				<b>Detail Account</b>		<b>Accounting Percent</b>		<b>Detail Amount</b>
OPEN PO 22/23				10 E 1420 4100 09 300 000000		100.0000%		374.34
<b>Total for Capital One - Walmart Community:</b>							<b>1,527.71</b>	

## Invoice Listing

COUNTY OF GRUNDY SCHOOL DIST 111

Vendor	PO Number	Invoice Number	Batch	Description	Invoice Date	Check Number	Net Amount
Carharts Vinyl Lettering		5066	DFC	Decals and application on maintenance pickup	10/11/2022		100.00
<b>Detail Description</b>		<b>Detail Account</b>		<b>Accounting Percent</b>		<b>Detail Amount</b>	
Decals and application on maintenance pickup		40 E 2552 4100 00 300 000001		100.0000%		100.00	
Carharts Vinyl Lettering		5068	DFC	Signs	10/14/2022		675.00
<b>Detail Description</b>		<b>Detail Account</b>		<b>Accounting Percent</b>		<b>Detail Amount</b>	
Signs		20 E 2540 4100 00 302 000000		100.0000%		675.00	
<b>Total for Carharts Vinyl Lettering:</b>							<b>775.00</b>
Carl Sandburg	1032300205	12/26 Tournament	DFC	BB G V Holiday Tournament 12/26/22	10/14/2022		480.00
<b>Detail Description</b>		<b>Detail Account</b>		<b>Accounting Percent</b>		<b>Detail Amount</b>	
BB G V Holiday Tournament 12/26/22 \$450		10 E 1500 3900 30 300 000000		100.0000%		450.00	
<b>Total for Carl Sandburg:</b>							<b>450.00</b>
Carlin Supply	1092300032	5006351-00	DFC	OPEN PO for greenhouse supply, hard goods - pots, soil, etc	10/17/2022		1,557.99
<b>Detail Description</b>		<b>Detail Account</b>		<b>Accounting Percent</b>		<b>Detail Amount</b>	
Open PO for greenhouse supply / hard goods		10 E 1401 4100 01 300 000000		100.0000%		1,557.99	
<b>Total for Carlin Supply:</b>							<b>1,557.99</b>
Carrier Corporation		90232558	DFC	Condenser Pump Repair	10/27/2022		3,794.00
<b>Detail Description</b>		<b>Detail Account</b>		<b>Accounting Percent</b>		<b>Detail Amount</b>	
Condenser Pump P1 Repair, Library Unit VAV Box installed customer supplied motors and repaired wires		20 E 2540 3230 00 302 000001		100.0000%		3,794.00	
<b>Total for Carrier Corporation:</b>							<b>3,794.00</b>
Central States Bus Sales		IN553741	DFC	Bus 133 Repair & Maint	09/23/2022		1,781.11
<b>Detail Description</b>		<b>Detail Account</b>		<b>Accounting Percent</b>		<b>Detail Amount</b>	
Bus 133 Repair & Maint		40 E 2554 3230 00 300 000000		100.0000%		1,781.11	
Central States Bus Sales		IN555906	DFC	Transportation Supplies	10/11/2022		324.30
<b>Detail Description</b>		<b>Detail Account</b>		<b>Accounting Percent</b>		<b>Detail Amount</b>	
Mirrors for bus 40		40 E 2552 4100 00 300 000001		100.0000%		324.30	
Central States Bus Sales		IN557784	DFC	Bus 54 repair & maintenance	10/28/2022		160.92
<b>Detail Description</b>		<b>Detail Account</b>		<b>Accounting Percent</b>		<b>Detail Amount</b>	
Bus 54 repair & maintenance		40 E 2554 3230 00 300 000000		100.0000%		160.92	

## Invoice Listing

COUNTY OF GRUNDY SCHOOL DIST 111

Vendor	PO Number	Invoice Number	Batch	Description	Invoice Date	Check Number	Net Amount
Central States Bus Sales		SO925292	DFC	Bus repair	10/20/2022		267.78
<b>Detail Description</b>		<b>Detail Account</b>		<b>Accounting Percent</b>		<b>Detail Amount</b>	
Bus repair		40 E 2554 3230 00 300 000000		100.0000%		267.78	
<b>Total for Central States Bus Sales:</b>						<b>2,534.11</b>	
Channahon General Rental		85386	DFC	Teacher appreciation	09/26/2022		1,149.60
<b>Detail Description</b>		<b>Detail Account</b>		<b>Accounting Percent</b>		<b>Detail Amount</b>	
Teacher appreciation		11 E 1999 4100 70 300 900056		100.0000%		1,149.60	
<b>Total for Channahon General Rental:</b>						<b>1,149.60</b>	
Coal City High School	1032300185	12/3 Invite	DFC	WR B S Coaler F's Invitational 12/3/22	10/14/2022		200.00
<b>Detail Description</b>		<b>Detail Account</b>		<b>Accounting Percent</b>		<b>Detail Amount</b>	
WR B S Coaler F's Invitational 12/3/22 \$200		10 E 1500 3900 30 300 000000		100.0000%		200.00	
<b>Total for Coal City High School:</b>						<b>200.00</b>	
Collins Sports Medicine		414104	DFC	Athletic Training Yearly Supplies	10/13/2022		1,056.73
<b>Detail Description</b>		<b>Detail Account</b>		<b>Accounting Percent</b>		<b>Detail Amount</b>	
Athletic Supplies		10 E 1417 4100 00 300 000000		100.0000%		1,056.73	
Collins Sports Medicine		414693	DFC	Athletic Training yearly supplies	10/20/2022		106.56
<b>Detail Description</b>		<b>Detail Account</b>		<b>Accounting Percent</b>		<b>Detail Amount</b>	
Yearly supplies		10 E 1417 4100 00 300 000000		100.0000%		106.56	
<b>Total for Collins Sports Medicine:</b>						<b>1,163.29</b>	
Comcast		8771200230111706 11/22	DFC	Services 10/29-11/28	10/22/2022		88.40
<b>Detail Description</b>		<b>Detail Account</b>		<b>Accounting Percent</b>		<b>Detail Amount</b>	
Services 10/29-11/28		10 E 2225 3000 00 300 000001		100.0000%		88.40	
<b>Total for Comcast:</b>						<b>88.40</b>	
Comcast Business		158443486	DFC	November services	11/01/2022		5,006.85
<b>Detail Description</b>		<b>Detail Account</b>		<b>Accounting Percent</b>		<b>Detail Amount</b>	
November services		10 E 2225 3000 00 300 000001		100.0000%		5,006.85	
<b>Total for Comcast Business:</b>						<b>5,006.85</b>	
ComEd		96800086076 10/22	DFC	Services 9/13-10/12	10/12/2022		1,217.20
<b>Detail Description</b>		<b>Detail Account</b>		<b>Accounting Percent</b>		<b>Detail Amount</b>	
Services 9/13-10/12		20 E 2540 4660 00 303 000000		100.0000%		1,217.20	
<b>Total for ComEd:</b>						<b>1,217.20</b>	

## Invoice Listing

COUNTY OF GRUNDY SCHOOL DIST 111

Vendor	PO Number	Invoice Number	Batch	Description	Invoice Date	Check Number	Net Amount
Conant High School	1032300186	1/7/23 WR G V Invite	DFC	WR G V - Invitational 1/7/23 WR B FR - Invitational 12/10/22	10/14/2022		250.00
<b>Detail Description</b>				<b>Detail Account</b>	<b>Accounting Percent</b>		<b>Detail Amount</b>
WR G V - Invitational 1/7/23 \$250				10 E 1500 3900 30 300 000000	100.0000%		250.00
WR B FR - Invitational 12/10/22 \$300							
Conant High School	1032300186	12/10 Invite	DFC	WR G V - Invitational 1/7/23 WR B FR - Invitational 12/10/22	10/14/2022		300.00
<b>Detail Description</b>				<b>Detail Account</b>	<b>Accounting Percent</b>		<b>Detail Amount</b>
WR G V - Invitational 1/7/23 \$250				10 E 1500 3900 30 300 000000	100.0000%		300.00
WR B FR - Invitational 12/10/22 \$300							84
<b>Total for Conant High School:</b>							<b>550.00</b>
Constellation Energy Gas		3589034	DFC	September Services	10/12/2022		1,377.18
<b>Detail Description</b>				<b>Detail Account</b>	<b>Accounting Percent</b>		<b>Detail Amount</b>
September services				20 E 2540 4650 00 302 000000	100.0000%		896.94
September Services				20 E 2540 4650 00 300 000000	100.0000%		480.24
<b>Total for Constellation Energy Gas:</b>							<b>1,377.18</b>
Constellation New Energy		63577823401	DFC	Services 9/2-10/4	10/06/2022		16,322.01
<b>Detail Description</b>				<b>Detail Account</b>	<b>Accounting Percent</b>		<b>Detail Amount</b>
Services 9/2-10/4				20 E 2540 4660 00 300 000000	100.0000%		16,322.01
Constellation New Energy		63651011801	DFC	Services 9/14-10/13	10/14/2022		16,015.22
<b>Detail Description</b>				<b>Detail Account</b>	<b>Accounting Percent</b>		<b>Detail Amount</b>
Services 9/14-10/13				20 E 2540 4660 00 302 000000	100.0000%		16,015.22
<b>Total for Constellation New Energy:</b>							<b>32,337.23</b>
Core Academy - Special Education Services		SESINV-023950	DFC	Tuition	10/31/2022		7,048.44
<b>Detail Description</b>				<b>Detail Account</b>	<b>Accounting Percent</b>		<b>Detail Amount</b>
Tuition				10 E 1912 6700 00 300 000000	100.0000%		7,048.44
<b>Total for Core Academy - Special Education Services:</b>							<b>7,048.44</b>
Crescent Electric Supply		S510831857.001	DFC	Fluorescent Lamps	10/25/2022		480.46
<b>Detail Description</b>				<b>Detail Account</b>	<b>Accounting Percent</b>		<b>Detail Amount</b>
Fluorescent lamps				20 E 2540 4100 00 302 000000	100.0000%		480.46
<b>Total for Crescent Electric Supply:</b>							<b>480.46</b>

## Invoice Listing

COUNTY OF GRUNDY SCHOOL DIST 111

Vendor	PO Number	Invoice Number	Batch	Description	Invoice Date	Check Number	Net Amount
Culligan		202209138811	DFC	Water delivery	09/30/2022		112.79
<b>Detail Description</b>		<b>Detail Account</b>		<b>Accounting Percent</b>		<b>Detail Amount</b>	
Water Delivery		20 E 2540 3900 00 302 000000		100.0000%		112.79	
Culligan		202210138811	DFC	Water	10/31/2022		246.58
<b>Detail Description</b>		<b>Detail Account</b>		<b>Accounting Percent</b>		<b>Detail Amount</b>	
Water		20 E 2540 4100 00 302 000000		100.0000%		246.58	
<b>Total for Culligan:</b>							<b>359.37</b>
Cutting Edge Document Destruction		85559	DFC	Document Shredding	10/18/2022		60.00 85
<b>Detail Description</b>		<b>Detail Account</b>		<b>Accounting Percent</b>		<b>Detail Amount</b>	
Document Shredding		10 E 2525 3000 00 300 000000		100.0000%		60.00	
<b>Total for Cutting Edge Document Destruction:</b>							<b>60.00</b>
D'Arcy Chevrolet Buick Cadillac		4690	DFC	Bus 132 Repair & maintenance	10/26/2022		244.76
<b>Detail Description</b>		<b>Detail Account</b>		<b>Accounting Percent</b>		<b>Detail Amount</b>	
Bus 132 Repair & Maintenance		40 E 2554 3230 00 300 000000		100.0000%		244.76	
<b>Total for D'Arcy Chevrolet Buick Cadillac:</b>							<b>244.76</b>
Deere & Company	1062200024	117400030	DFC	Gator 835 with cab and snow plow	09/30/2022		24,225.34
<b>Detail Description</b>		<b>Detail Account</b>		<b>Accounting Percent</b>		<b>Detail Amount</b>	
John Deere Gator 835		20 E 2540 5400 00 300 000000		100.0000%		24,225.34	
<b>Total for Deere &amp; Company:</b>							<b>24,225.34</b>
Deerfield	1032300215	11/19 Invite	DFC	POM/DANCE JV - Warrior Invite 11/19/22	10/14/2022		250.00
<b>Detail Description</b>		<b>Detail Account</b>		<b>Accounting Percent</b>		<b>Detail Amount</b>	
POM/DANCE JV - Warrior Invite 11/19/22 \$250		10 E 1500 3900 30 300 000000		100.0000%		250.00	
<b>Total for Deerfield:</b>							<b>250.00</b>
Dekalb High School	1032300187	1/15/22 Basketball Invite	DFC	WR B V - Flavin Invite 12/29/22 BB G V - MLK Tournament 1/14/23	10/14/2022		400.00
<b>Detail Description</b>		<b>Detail Account</b>		<b>Accounting Percent</b>		<b>Detail Amount</b>	
WR B V - Flavin Invite 12/29/22 \$400 BB G V - MLK Tournament 1/14/23 \$400		10 E 1500 3900 30 300 000000		100.0000%		400.00	

## Invoice Listing

COUNTY OF GRUNDY SCHOOL DIST 111

Vendor	PO Number	Invoice Number	Batch	Description	Invoice Date	Check Number	Net Amount
Dekalb High School	1032300187	12/29 B Wrestling Invite	DFC	WR B V - Flavin Invite 12/29/22 BB G V - MLK Tournament 1/14/23	10/14/2022		400.00
<b>Detail Description</b>				<b>Detail Account</b>	<b>Accounting Percent</b>		<b>Detail Amount</b>
WR B V - Flavin Invite 12/29/22 \$400				10 E 1500 3900 30 300 000000	100.0000%		400.00
BB G V - MLK Tournament 1/14/23 \$400							
<b>Total for Dekalb High School:</b>							<b>800.00</b>
Dergo, George		9/17 Reach Chaperone	DFC	2022 Homecoming Dance Chaperone	09/17/2022		114.00
<b>Detail Description</b>				<b>Detail Account</b>	<b>Accounting Percent</b>		<b>Detail Amount</b>
2022 Homecoming Reach Chaperone				10 E 1500 1300 70 300 000003	100.0000%		114.00
<b>Total for Dergo, George:</b>							<b>114.00</b>
Dorick, Bradley A		698507	DFC	Permit fee refund	10/05/2022		25.00
<b>Detail Description</b>				<b>Detail Account</b>	<b>Accounting Percent</b>		<b>Detail Amount</b>
Field Trip Permit Fee				10 E 1130 4100 13 300 000000	100.0000%		25.00
<b>Total for Dorick, Bradley A:</b>							<b>25.00</b>
Dryden, Gina		Poms Official	DFC	Poms Official	11/09/2022		400.00
<b>Detail Description</b>				<b>Detail Account</b>	<b>Accounting Percent</b>		<b>Detail Amount</b>
Poms official				11 E 1999 4100 30 300 910025	100.0000%		400.00
<b>Total for Dryden, Gina:</b>							<b>400.00</b>
Dryden, Katie		Poms official	DFC	Poms official	11/09/2022		400.00
<b>Detail Description</b>				<b>Detail Account</b>	<b>Accounting Percent</b>		<b>Detail Amount</b>
Poms Official				11 E 1999 4100 30 300 910025	100.0000%		400.00
<b>Total for Dryden, Katie:</b>							<b>400.00</b>
Eich's Sports		29292	DFC	Spirit Wear	10/24/2022		6,030.25
<b>Detail Description</b>				<b>Detail Account</b>	<b>Accounting Percent</b>		<b>Detail Amount</b>
TShirts				11 E 1999 4100 70 300 900037	100.0000%		6,030.25
<b>Total for Eich's Sports:</b>							<b>6,030.25</b>
Elim Christian Services		1006525-INV	DFC	Tuition	10/31/2022		25,088.80
<b>Detail Description</b>				<b>Detail Account</b>	<b>Accounting Percent</b>		<b>Detail Amount</b>
Tuition				10 E 1912 6700 00 300 000000	100.0000%		25,088.80
<b>Total for Elim Christian Services:</b>							<b>25,088.80</b>

## Invoice Listing

COUNTY OF GRUNDY SCHOOL DIST 111

Vendor	PO Number	Invoice Number	Batch	Description	Invoice Date	Check Number	Net Amount
Epic Sports	2032300034	6561425	DFC	Dance Competition Season Jackets	10/14/2022		944.19
<b>Detail Description</b>				<b>Detail Account</b>		<b>Accounting Percent</b>	<b>Detail Amount</b>
Charles River Women's Tru Fitness Jacket				11 E 1999 4100 30 300 910025		100.0000%	96.36
Charles River Women's Tru Fitness Jacket - Small				11 E 1999 4100 30 300 910025		100.0000%	337.26
Charles River Womens Tru Fitness Jacket - Medium				11 E 1999 4100 30 300 910025		100.0000%	313.17
Charles River Women's Tru Fitness Jacket - Large				11 E 1999 4100 30 300 910025		100.0000%	96.36
Charles River Women's Tru Fitness Jacket - X-Large				11 E 1999 4100 30 300 910025		100.0000%	48.18
Shipping				11 E 1999 4100 30 300 910025		100.0000%	52.86
<b>Total for Epic Sports:</b>							<b>944.19</b>
Erickson, Christopher M	Pear Deck Reimbursement	DFC		Pear Deck Yearly subscription	10/21/2022		149.99
<b>Detail Description</b>				<b>Detail Account</b>		<b>Accounting Percent</b>	<b>Detail Amount</b>
Pear Deck Annual Subscription (They only take credit cards, not POs)				10 E 1130 4700 13 300 000000		100.0000%	149.99
<b>Total for Erickson, Christopher M:</b>							<b>149.99</b>
ESI	1004780	DFC		Frypots repair	10/20/2022		406.00
<b>Detail Description</b>				<b>Detail Account</b>		<b>Accounting Percent</b>	<b>Detail Amount</b>
Frypots at central repair				10 E 2560 4100 00 300 000000		100.0000%	406.00
<b>Total for ESI:</b>							<b>406.00</b>
Evanston Township High School	1032300212	12/17 Invite	DFC	WR G V - Mega Dual 12/17/22	10/14/2022		300.00
<b>Detail Description</b>				<b>Detail Account</b>		<b>Accounting Percent</b>	<b>Detail Amount</b>
WR G V - Mega Dual 12/17/22 \$300				10 E 1500 3900 30 300 000000		100.0000%	300.00
<b>Total for Evanston Township High School:</b>							<b>300.00</b>
Ewert's Automotive	18268	DFC		Van 76 Repair & Maint	10/10/2022		226.65
<b>Detail Description</b>				<b>Detail Account</b>		<b>Accounting Percent</b>	<b>Detail Amount</b>
Refrigerant				40 E 2554 3230 00 300 000000		100.0000%	226.65
Ewert's Automotive	18648	DFC		Van 48 Repair & Maint	10/10/2022		2,116.35
<b>Detail Description</b>				<b>Detail Account</b>		<b>Accounting Percent</b>	<b>Detail Amount</b>
Van 48 Repair & Maint				40 E 2554 3230 00 300 000000		100.0000%	2,116.35
<b>Total for Ewert's Automotive:</b>							<b>2,343.00</b>

## Invoice Listing

COUNTY OF GRUNDY SCHOOL DIST 111

Vendor	PO Number	Invoice Number	Batch	Description	Invoice Date	Check Number	Net Amount
Fat Boyz Pizza		00001	DFC	Poms team dinner for football game	10/13/2022		260.50
<b>Detail Description</b>		<b>Detail Account</b>		<b>Accounting Percent</b>		<b>Detail Amount</b>	
Team dinner for football game		11 E 1999 4100 30 300 910025		100.0000%		260.50	
<b>Total for Fat Boyz Pizza:</b>							<b>260.50</b>
Feece Oil Company		2082368	DFC	Bus 132 Fuel	10/12/2022		84.64
<b>Detail Description</b>		<b>Detail Account</b>		<b>Accounting Percent</b>		<b>Detail Amount</b>	
Bus 132 Fuel		40 E 2552 4640 00 300 000000		100.0000%		84.64	
Feece Oil Company		2082369	DFC	Bus 76 fuel	10/12/2022		78.82
<b>Detail Description</b>		<b>Detail Account</b>		<b>Accounting Percent</b>		<b>Detail Amount</b>	
Bus 76 Fuel		40 E 2552 4640 00 300 000000		100.0000%		78.82	
Feece Oil Company		2082386	DFC	Van 35 Fuel	10/12/2022		57.52
<b>Detail Description</b>		<b>Detail Account</b>		<b>Accounting Percent</b>		<b>Detail Amount</b>	
Van 35 Fuel		40 E 2550 4640 00 300 000000		100.0000%		57.52	
Feece Oil Company		2082435	DFC	Bus 40 Fuel	10/12/2022		78.36
<b>Detail Description</b>		<b>Detail Account</b>		<b>Accounting Percent</b>		<b>Detail Amount</b>	
Bus 40 Fuel		40 E 2552 4640 00 300 000000		100.0000%		78.36	
Feece Oil Company		2082450	DFC	Activity Bus 1 Fuel	10/12/2022		80.64
<b>Detail Description</b>		<b>Detail Account</b>		<b>Accounting Percent</b>		<b>Detail Amount</b>	
Activity Bus 1 Fuel		10 E 1500 3900 30 300 000000		100.0000%		80.64	
Feece Oil Company		2082451	DFC	Car 7 fuel	10/12/2022		31.27
<b>Detail Description</b>		<b>Detail Account</b>		<b>Accounting Percent</b>		<b>Detail Amount</b>	
Car 7 Fuel		10 E 1700 4640 21 300 000000		100.0000%		31.27	
Feece Oil Company		2082477	DFC	Activity Bus 2	10/12/2022		69.45
<b>Detail Description</b>		<b>Detail Account</b>		<b>Accounting Percent</b>		<b>Detail Amount</b>	
Activity Bus 2 Fuel		10 E 1500 3900 30 300 000000		100.0000%		69.45	
Feece Oil Company		2082487	DFC	Van 8 Fuel	10/12/2022		30.33
<b>Detail Description</b>		<b>Detail Account</b>		<b>Accounting Percent</b>		<b>Detail Amount</b>	
Van 8 Fuel		40 E 2550 4640 00 300 000000		100.0000%		30.33	
Feece Oil Company		2082500	DFC	Van 27 Fuel	10/12/2022		32.03
<b>Detail Description</b>		<b>Detail Account</b>		<b>Accounting Percent</b>		<b>Detail Amount</b>	
Van 27 Fuel		40 E 2550 4640 00 300 000000		100.0000%		32.03	

## Invoice Listing

COUNTY OF GRUNDY SCHOOL DIST 111

Vendor	PO Number	Invoice Number	Batch	Description	Invoice Date	Check Number	Net Amount
Feece Oil Company		2082526	DFC	Van 29 Fuel	10/12/2022		45.11
<b>Detail Description</b>		<b>Detail Account</b>		<b>Accounting Percent</b>		<b>Detail Amount</b>	
				Van 29 Fuel	40 E 2550 4640 00 300 000000	100.0000%	45.11
Feece Oil Company		2082530	DFC	Bus 61 fuel	10/12/2022		80.14
<b>Detail Description</b>		<b>Detail Account</b>		<b>Accounting Percent</b>		<b>Detail Amount</b>	
				Bus 61 Fuel	40 E 2552 4640 00 300 000000	100.0000%	80.14
Feece Oil Company		2082584	DFC	Bus 76 fuel	10/13/2022		76.22
<b>Detail Description</b>		<b>Detail Account</b>		<b>Accounting Percent</b>		<b>Detail Amount</b>	
				Bus 76 Fuel	40 E 2552 4640 00 300 000000	100.0000%	76.22
Feece Oil Company		2082590	DFC	Bus 72 Fuel	10/13/2022		84.23
<b>Detail Description</b>		<b>Detail Account</b>		<b>Accounting Percent</b>		<b>Detail Amount</b>	
				Bus 72 Fuel	40 E 2552 4640 00 300 000000	100.0000%	84.23
Feece Oil Company		2082632	DFC	Bus 56 Fuel	10/13/2022		64.76
<b>Detail Description</b>		<b>Detail Account</b>		<b>Accounting Percent</b>		<b>Detail Amount</b>	
				Bus 56 Fuel	40 E 2552 4640 00 300 000000	100.0000%	64.76
Feece Oil Company		2082688	DFC	Maintenance van fuel	10/13/2022		206.21
<b>Detail Description</b>		<b>Detail Account</b>		<b>Accounting Percent</b>		<b>Detail Amount</b>	
				Maintenance van fuel	40 E 2550 4640 00 300 000000	100.0000%	206.21
Feece Oil Company		2082717	DFC	Bus 132 Fuel	10/13/2022		80.44
<b>Detail Description</b>		<b>Detail Account</b>		<b>Accounting Percent</b>		<b>Detail Amount</b>	
				Bus 132 Fuel	40 E 2552 4640 00 300 000000	100.0000%	80.44
Feece Oil Company		2082728	DFC	Car 3 Fuel	10/13/2022		47.95
<b>Detail Description</b>		<b>Detail Account</b>		<b>Accounting Percent</b>		<b>Detail Amount</b>	
				Car 3 Fuel	10 E 1700 4640 21 300 000000	100.0000%	47.95
Feece Oil Company		2082778	DFC	Van 27 Fuel	10/13/2022		52.10
<b>Detail Description</b>		<b>Detail Account</b>		<b>Accounting Percent</b>		<b>Detail Amount</b>	
				Van 27 Fuel	40 E 2550 4640 00 300 000000	100.0000%	52.10
Feece Oil Company		2082782	DFC	Bus 48 Fuel	10/13/2022		59.23
<b>Detail Description</b>		<b>Detail Account</b>		<b>Accounting Percent</b>		<b>Detail Amount</b>	
				Bus 48 fuel	40 E 2552 4640 00 300 000000	100.0000%	59.23
Feece Oil Company		2082801	DFC	Bus 40 Fuel	10/14/2022		94.87
<b>Detail Description</b>		<b>Detail Account</b>		<b>Accounting Percent</b>		<b>Detail Amount</b>	
				Bus 40 fuel	40 E 2552 4640 00 300 000000	100.0000%	94.87

## Invoice Listing

COUNTY OF GRUNDY SCHOOL DIST 111

Vendor	PO Number	Invoice Number	Batch	Description	Invoice Date	Check Number	Net Amount
Feece Oil Company		2082867	DFC	Maintenance Van fuel	10/14/2022		64.99
<b>Detail Description</b>		<b>Detail Account</b>		<b>Accounting Percent</b>		<b>Detail Amount</b>	
				Maintenance van fuel			64.99
				40 E 2550 4640 00 300 000000			100.0000%
Feece Oil Company		2082873	DFC	Car 5 Fuel	10/14/2022		31.60
<b>Detail Description</b>		<b>Detail Account</b>		<b>Accounting Percent</b>		<b>Detail Amount</b>	
				Car 5 Fuel			31.60
				10 E 1700 4640 21 300 000000			100.0000%
Feece Oil Company		2082906	DFC	Van 18 Fuel	10/14/2022		54.78
<b>Detail Description</b>		<b>Detail Account</b>		<b>Accounting Percent</b>		<b>Detail Amount</b>	
				Van 18 Fuel			54.78
				40 E 2550 4640 00 300 000000			100.0000%
Feece Oil Company		2082939	DFC	Van 29 Fuel	10/14/2022		47.42
<b>Detail Description</b>		<b>Detail Account</b>		<b>Accounting Percent</b>		<b>Detail Amount</b>	
				Van 29 Fuel			47.42
				40 E 2550 4640 00 300 000000			100.0000%
Feece Oil Company		2082981	DFC	Bus 61 fuel	10/14/2022		82.86
<b>Detail Description</b>		<b>Detail Account</b>		<b>Accounting Percent</b>		<b>Detail Amount</b>	
				Bus 61 Fuel			82.86
				40 E 2552 4640 00 300 000000			100.0000%
Feece Oil Company		2082982	DFC	Bus 72 fuel	10/14/2022		103.06
<b>Detail Description</b>		<b>Detail Account</b>		<b>Accounting Percent</b>		<b>Detail Amount</b>	
				Bus 72 fuel			103.06
				40 E 2552 4640 00 300 000000			100.0000%
Feece Oil Company		2083038	DFC	Marching Band Fuel	10/17/2022		130.89
<b>Detail Description</b>		<b>Detail Account</b>		<b>Accounting Percent</b>		<b>Detail Amount</b>	
				Marching Band fuel			130.89
				10 E 1500 3320 70 300 000000			100.0000%
Feece Oil Company		2083040	DFC	Minooka Marching Band Fuel	10/17/2022		35.22
<b>Detail Description</b>		<b>Detail Account</b>		<b>Accounting Percent</b>		<b>Detail Amount</b>	
				Marching Band Fuel			35.22
				10 E 1500 3320 70 300 000000			100.0000%
Feece Oil Company		2083041	DFC	Marching Band Fuel	10/17/2022		105.85
<b>Detail Description</b>		<b>Detail Account</b>		<b>Accounting Percent</b>		<b>Detail Amount</b>	
				Marching band fuel			105.85
				10 E 1500 3320 70 300 000000			100.0000%
Feece Oil Company		2083076	DFC	Bus 132 Fuel	10/17/2022		81.06
<b>Detail Description</b>		<b>Detail Account</b>		<b>Accounting Percent</b>		<b>Detail Amount</b>	
				Bus 132 Fuel			81.06
				40 E 2552 4640 00 300 000000			100.0000%
Feece Oil Company		2083095	DFC	Van 35 Fuel	10/17/2022		55.59
<b>Detail Description</b>		<b>Detail Account</b>		<b>Accounting Percent</b>		<b>Detail Amount</b>	
				Van 35 Fuel			55.59
				40 E 2550 4640 00 300 000000			100.0000%

## Invoice Listing

COUNTY OF GRUNDY SCHOOL DIST 111

Vendor	PO Number	Invoice Number	Batch	Description	Invoice Date	Check Number	Net Amount
Feece Oil Company		2083145	DFC	Bus 56 fuel	10/17/2022		52.74
<b>Detail Description</b>		<b>Detail Account</b>		<b>Accounting Percent</b>		<b>Detail Amount</b>	
				Bus 56 Fuel	40 E 2552 4640 00 300 000000	100.0000%	52.74
Feece Oil Company		2083155	DFC	Bus 57 fuel	10/17/2022		63.65
<b>Detail Description</b>		<b>Detail Account</b>		<b>Accounting Percent</b>		<b>Detail Amount</b>	
				Bus 57 Fuel	40 E 2552 4640 00 300 000000	100.0000%	63.65
Feece Oil Company		2083197	DFC	Bus 40 fuel	10/17/2022		81.64
<b>Detail Description</b>		<b>Detail Account</b>		<b>Accounting Percent</b>		<b>Detail Amount</b>	
				Bus 40 Fuel	40 E 2552 4640 00 300 000000	100.0000%	81.64
Feece Oil Company		2083258	DFC	Van 29 Fuel	10/17/2022		43.17
<b>Detail Description</b>		<b>Detail Account</b>		<b>Accounting Percent</b>		<b>Detail Amount</b>	
				Van 29 Fuel	40 E 2550 4640 00 300 000000	100.0000%	43.17
Feece Oil Company		2083286	DFC	Van 27 fuel	10/17/2022		62.57
<b>Detail Description</b>		<b>Detail Account</b>		<b>Accounting Percent</b>		<b>Detail Amount</b>	
				Van 27 Fuel	40 E 2550 4640 00 300 000000	100.0000%	62.57
Feece Oil Company		2083340	DFC	Bus 48 Fuel	10/18/2022		83.76
<b>Detail Description</b>		<b>Detail Account</b>		<b>Accounting Percent</b>		<b>Detail Amount</b>	
				Bus 48 Fuel	40 E 2552 4640 00 300 000000	100.0000%	83.76
Feece Oil Company		2083375	DFC	Car 8 Fuel	10/18/2022		33.70
<b>Detail Description</b>		<b>Detail Account</b>		<b>Accounting Percent</b>		<b>Detail Amount</b>	
				Car 8 Fuel	10 E 1700 4640 21 300 000000	100.0000%	33.70
Feece Oil Company		2083429	DFC	Van 8 Fuel	10/18/2022		50.41
<b>Detail Description</b>		<b>Detail Account</b>		<b>Accounting Percent</b>		<b>Detail Amount</b>	
				Van 8 Fuel	40 E 2550 4640 00 300 000000	100.0000%	50.41
Feece Oil Company		2083461	DFC	Bus 132 Fuel	10/18/2022		83.63
<b>Detail Description</b>		<b>Detail Account</b>		<b>Accounting Percent</b>		<b>Detail Amount</b>	
				Bus 132 Fuel	40 E 2552 4640 00 300 000000	100.0000%	83.63
Feece Oil Company		2083472	DFC	Bus 33 fuel	10/18/2022		28.69
<b>Detail Description</b>		<b>Detail Account</b>		<b>Accounting Percent</b>		<b>Detail Amount</b>	
				Bus 33 Fuel	40 E 2552 4640 00 300 000000	100.0000%	28.69
Feece Oil Company		2083474	DFC	Bus 72 fuel	10/18/2022		36.11
<b>Detail Description</b>		<b>Detail Account</b>		<b>Accounting Percent</b>		<b>Detail Amount</b>	
				Bus 72 fuel	40 E 2552 4640 00 300 000000	100.0000%	36.11

## Invoice Listing

COUNTY OF GRUNDY SCHOOL DIST 111

Vendor	PO Number	Invoice Number	Batch	Description	Invoice Date	Check Number	Net Amount
Feece Oil Company		2083507	DFC	Bus 61 Fuel	10/18/2022		88.05
<b>Detail Description</b>		<b>Detail Account</b>		<b>Accounting Percent</b>		<b>Detail Amount</b>	
				Bus 61 Fuel	40 E 2552 4640 00 300 000000	100.0000%	88.05
Feece Oil Company		2083508	DFC	Bus 40 Fuel	10/18/2022		80.09
<b>Detail Description</b>		<b>Detail Account</b>		<b>Accounting Percent</b>		<b>Detail Amount</b>	
				Bus 40 fuel	40 E 2552 4640 00 300 000000	100.0000%	80.09
Feece Oil Company		2083549	DFC	Bus 48 Fuel	10/19/2022		75.97
<b>Detail Description</b>		<b>Detail Account</b>		<b>Accounting Percent</b>		<b>Detail Amount</b>	
				Bus 48 Fuel	40 E 2552 4640 00 300 000000	100.0000%	75.97
Feece Oil Company		2083615	DFC	Bus 56 Fuel	10/19/2022		62.35
<b>Detail Description</b>		<b>Detail Account</b>		<b>Accounting Percent</b>		<b>Detail Amount</b>	
				Bus 56 Fuel	40 E 2552 4640 00 300 000000	100.0000%	62.35
Feece Oil Company		2083656	DFC	Van 27 Fuel	10/19/2022		58.64
<b>Detail Description</b>		<b>Detail Account</b>		<b>Accounting Percent</b>		<b>Detail Amount</b>	
				Van 27 Fuel	40 E 2550 4640 00 300 000000	100.0000%	58.64
Feece Oil Company		2083721	DFC	Bus 72 Fuel	10/19/2022		98.48
<b>Detail Description</b>		<b>Detail Account</b>		<b>Accounting Percent</b>		<b>Detail Amount</b>	
				Bus 72 fuel	40 E 2552 4640 00 300 000000	100.0000%	98.48
Feece Oil Company		2083811	DFC	Bus 132 Fuel	10/20/2022		82.45
<b>Detail Description</b>		<b>Detail Account</b>		<b>Accounting Percent</b>		<b>Detail Amount</b>	
				Bus 132 Fuel	40 E 2552 4640 00 300 000000	100.0000%	82.45
Feece Oil Company		2083813	DFC	Bus 48 Fuel	10/20/2022		84.49
<b>Detail Description</b>		<b>Detail Account</b>		<b>Accounting Percent</b>		<b>Detail Amount</b>	
				Bus 48 Fuel	40 E 2552 4640 00 300 000000	100.0000%	84.49
Feece Oil Company		2083819	DFC	Van 35 Fuel	10/20/2022		79.37
<b>Detail Description</b>		<b>Detail Account</b>		<b>Accounting Percent</b>		<b>Detail Amount</b>	
				Van 35 Fuel	40 E 2550 4640 00 300 000000	100.0000%	79.37
Feece Oil Company		2083842	DFC	Car 3 Fuel	10/20/2022		44.29
<b>Detail Description</b>		<b>Detail Account</b>		<b>Accounting Percent</b>		<b>Detail Amount</b>	
				Car 3 Fuel	10 E 1700 4640 21 300 000000	100.0000%	44.29
Feece Oil Company		2083854	DFC	Van 29 Fuel	10/20/2022		49.86
<b>Detail Description</b>		<b>Detail Account</b>		<b>Accounting Percent</b>		<b>Detail Amount</b>	
				Van 29 fuel	40 E 2550 4640 00 300 000000	100.0000%	49.86

## Invoice Listing

COUNTY OF GRUNDY SCHOOL DIST 111

Vendor	PO Number	Invoice Number	Batch	Description	Invoice Date	Check Number	Net Amount
Feece Oil Company		2083878	DFC	Van 37 Fuel	10/20/2022		85.00
<b>Detail Description</b>		<b>Detail Account</b>		<b>Accounting Percent</b>		<b>Detail Amount</b>	
				Van 37 Fuel	40 E 2550 4640 00 300 000000	100.0000%	85.00
Feece Oil Company		2083884	DFC	Van 8 Fuel	10/20/2022		53.80
<b>Detail Description</b>		<b>Detail Account</b>		<b>Accounting Percent</b>		<b>Detail Amount</b>	
				Van 8 Fuel	40 E 2550 4640 00 300 000000	100.0000%	53.80
Feece Oil Company		2083892	DFC	Bus 61 Fuel	10/20/2022		77.54
<b>Detail Description</b>		<b>Detail Account</b>		<b>Accounting Percent</b>		<b>Detail Amount</b>	
				Bus 61 Fuel	40 E 2552 4640 00 300 000000	100.0000%	77.54
Feece Oil Company		2083894	DFC	Car 5 Fuel	10/20/2022		32.00
<b>Detail Description</b>		<b>Detail Account</b>		<b>Accounting Percent</b>		<b>Detail Amount</b>	
				Car 5 Fuel	10 E 1700 4640 21 300 000000	100.0000%	32.00
Feece Oil Company		2083996	DFC	Van 27 Fuel	10/20/2022		45.58
<b>Detail Description</b>		<b>Detail Account</b>		<b>Accounting Percent</b>		<b>Detail Amount</b>	
				Van 27 Fuel	40 E 2550 4640 00 300 000000	100.0000%	45.58
Feece Oil Company		2084023	DFC	Bus 48 Fuel	10/21/2022		74.15
<b>Detail Description</b>		<b>Detail Account</b>		<b>Accounting Percent</b>		<b>Detail Amount</b>	
				Bus 48 Fuel	40 E 2552 4640 00 300 000000	100.0000%	74.15
Feece Oil Company		2084058	DFC	Car 6 Fuel	10/21/2022		30.08
<b>Detail Description</b>		<b>Detail Account</b>		<b>Accounting Percent</b>		<b>Detail Amount</b>	
				Car 6 fuel	10 E 1700 4640 21 300 000000	100.0000%	30.08
Feece Oil Company		2084061	DFC	Bus 56 Fuel	10/21/2022		62.66
<b>Detail Description</b>		<b>Detail Account</b>		<b>Accounting Percent</b>		<b>Detail Amount</b>	
				Bus 56 Fuel	40 E 2552 4640 00 300 000000	100.0000%	62.66
Feece Oil Company		2084063	DFC	Car 7 Fuel	10/21/2022		32.91
<b>Detail Description</b>		<b>Detail Account</b>		<b>Accounting Percent</b>		<b>Detail Amount</b>	
				Car 7 Fuel	10 E 1700 4640 21 300 000000	100.0000%	32.91
Feece Oil Company		2084097	DFC	Bus 57 Fuel	10/21/2022		53.62
<b>Detail Description</b>		<b>Detail Account</b>		<b>Accounting Percent</b>		<b>Detail Amount</b>	
				Bus 57 Fuel	40 E 2552 4640 00 300 000000	100.0000%	53.62
Feece Oil Company		2084115	DFC	Bus 72 Fuel	10/21/2022		100.09
<b>Detail Description</b>		<b>Detail Account</b>		<b>Accounting Percent</b>		<b>Detail Amount</b>	
				Bus 72 fuel	40 E 2552 4640 00 300 000000	100.0000%	100.09

## Invoice Listing

COUNTY OF GRUNDY SCHOOL DIST 111

Vendor	PO Number	Invoice Number	Batch	Description	Invoice Date	Check Number	Net Amount
Feece Oil Company		2084197	DFC	Bus 132 fuel	10/21/2022		76.74
<b>Detail Description</b>		<b>Detail Account</b>		<b>Accounting Percent</b>		<b>Detail Amount</b>	
				Bus 132 Fuel			76.74
				40 E 2552 4640 00 300 000000			100.0000%
Feece Oil Company		2084287	DFC	Bus 48 Fuel	10/21/2022		77.60
<b>Detail Description</b>		<b>Detail Account</b>		<b>Accounting Percent</b>		<b>Detail Amount</b>	
				Bus 48 Fuel			77.60
				40 E 2552 4640 00 300 000000			100.0000%
Feece Oil Company		2084315	DFC	Marching Band Fuel	10/22/2022		120.30
<b>Detail Description</b>		<b>Detail Account</b>		<b>Accounting Percent</b>		<b>Detail Amount</b>	
				Marching Band Fuel			120.30
				10 E 1500 3320 70 300 000000			100.0000%
Feece Oil Company		2084316	DFC	Marching band Fuel	10/22/2022		66.29
<b>Detail Description</b>		<b>Detail Account</b>		<b>Accounting Percent</b>		<b>Detail Amount</b>	
				Marching Band Fuel			66.29
				10 E 1500 3320 70 300 000000			100.0000%
Feece Oil Company		2084335	DFC	Bus 48 Fuel	10/24/2022		35.08
<b>Detail Description</b>		<b>Detail Account</b>		<b>Accounting Percent</b>		<b>Detail Amount</b>	
				Bus 48 Fuel			35.08
				40 E 2552 4640 00 300 000000			100.0000%
Feece Oil Company		2084348	DFC	Van 35 Fuel	10/24/2022		54.21
<b>Detail Description</b>		<b>Detail Account</b>		<b>Accounting Percent</b>		<b>Detail Amount</b>	
				Van 35 Fuel			54.21
				40 E 2550 4640 00 300 000000			100.0000%
Feece Oil Company		2084364	DFC	Ca 8 Fuel	10/24/2022		30.83
<b>Detail Description</b>		<b>Detail Account</b>		<b>Accounting Percent</b>		<b>Detail Amount</b>	
				Car 8 Fuel			30.83
				10 E 1700 4640 21 300 000000			100.0000%
Feece Oil Company		2084410	DFC	Van 8 Fuel	10/24/2022		56.76
<b>Detail Description</b>		<b>Detail Account</b>		<b>Accounting Percent</b>		<b>Detail Amount</b>	
				Van 8 Fuel			56.76
				40 E 2550 4640 00 300 000000			100.0000%
Feece Oil Company		2084411	DFC	Van 29 Fuel	10/24/2022		53.14
<b>Detail Description</b>		<b>Detail Account</b>		<b>Accounting Percent</b>		<b>Detail Amount</b>	
				Van 29 Fuel			53.14
				40 E 2550 4640 00 300 000000			100.0000%
Feece Oil Company		2084412	DFC	Bus 40 Fuel	10/24/2022		91.58
<b>Detail Description</b>		<b>Detail Account</b>		<b>Accounting Percent</b>		<b>Detail Amount</b>	
				Bus 40 Fuel			91.58
				40 E 2552 4640 00 300 000000			100.0000%
Feece Oil Company		2084413	DFC	Van 27 Fuel	10/24/2022		60.54
<b>Detail Description</b>		<b>Detail Account</b>		<b>Accounting Percent</b>		<b>Detail Amount</b>	
				Van 27 Fuel			60.54
				40 E 2550 4640 00 300 000000			100.0000%

## Invoice Listing

COUNTY OF GRUNDY SCHOOL DIST 111

Vendor	PO Number	Invoice Number	Batch	Description	Invoice Date	Check Number	Net Amount
Feece Oil Company		2084588	DFC	Bus 48 Fuel	10/25/2022		78.02
<b>Detail Description</b>		<b>Detail Account</b>		<b>Accounting Percent</b>		<b>Detail Amount</b>	
				Bus 48 Fuel	40 E 2552 4640 00 300 000000	100.0000%	78.02
Feece Oil Company		2084589	DFC	Bus 132 fuel	10/25/2022		79.60
<b>Detail Description</b>		<b>Detail Account</b>		<b>Accounting Percent</b>		<b>Detail Amount</b>	
				Bus 132 fuel	40 E 2552 4640 00 300 000000	100.0000%	79.60
Feece Oil Company		2084591	DFC	Bus 72 fuel	10/25/2022		77.38
<b>Detail Description</b>		<b>Detail Account</b>		<b>Accounting Percent</b>		<b>Detail Amount</b>	
				Bus 72 Fuel	40 E 2552 4640 00 300 000000	100.0000%	77.38
Feece Oil Company		2084596	DFC	Bus 61 Fuel	10/25/2022		63.17
<b>Detail Description</b>		<b>Detail Account</b>		<b>Accounting Percent</b>		<b>Detail Amount</b>	
				Bus 61 Fuel	40 E 2552 4640 00 300 000000	100.0000%	63.17
Feece Oil Company		2084656	DFC	Bus 56 Fuel	10/25/2022		62.56
<b>Detail Description</b>		<b>Detail Account</b>		<b>Accounting Percent</b>		<b>Detail Amount</b>	
				Bus 56 Fuel	40 E 2552 4640 00 300 000000	100.0000%	62.56
Feece Oil Company		2084684	DFC	Car 3 Fuel	10/25/2022		40.41
<b>Detail Description</b>		<b>Detail Account</b>		<b>Accounting Percent</b>		<b>Detail Amount</b>	
				Car 3 Fuel	10 E 1700 4640 21 300 000000	100.0000%	40.41
Feece Oil Company		2084765	DFC	Bus 40 fuel	10/25/2022		44.61
<b>Detail Description</b>		<b>Detail Account</b>		<b>Accounting Percent</b>		<b>Detail Amount</b>	
				Bus 40 Fuel	40 E 2552 4640 00 300 000000	100.0000%	44.61
Feece Oil Company		2084816	DFC	Van 27 Fuel	10/25/2022		51.61
<b>Detail Description</b>		<b>Detail Account</b>		<b>Accounting Percent</b>		<b>Detail Amount</b>	
				Van 27 Fuel	40 E 2550 4640 00 300 000000	100.0000%	51.61
Feece Oil Company		2084835	DFC	Bus 48 Fuel	10/26/2022		70.19
<b>Detail Description</b>		<b>Detail Account</b>		<b>Accounting Percent</b>		<b>Detail Amount</b>	
				Bus 48 Fuel	40 E 2552 4640 00 300 000000	100.0000%	70.19
Feece Oil Company		2084887	DFC	Van 29 Fuel	10/26/2022		50.26
<b>Detail Description</b>		<b>Detail Account</b>		<b>Accounting Percent</b>		<b>Detail Amount</b>	
				Van 29 Fuel	40 E 2550 4640 00 300 000000	100.0000%	50.26
Feece Oil Company		2084968	DFC	Van 8 Fuel	10/26/2022		57.34
<b>Detail Description</b>		<b>Detail Account</b>		<b>Accounting Percent</b>		<b>Detail Amount</b>	
				Van 8 Fuel	40 E 2550 4640 00 300 000000	100.0000%	57.34

## Invoice Listing

COUNTY OF GRUNDY SCHOOL DIST 111

Vendor	PO Number	Invoice Number	Batch	Description	Invoice Date	Check Number	Net Amount	
Feece Oil Company		2084975	DFC	Bus 72 Fuel	10/26/2022		75.31	
<b>Detail Description</b>		<b>Detail Account</b>		<b>Accounting Percent</b>		<b>Detail Amount</b>		
				Bus 72 fuel		40 E 2552 4640 00 300 000000	100.0000%	75.31
Feece Oil Company		2084980	DFC	Bus 132 Fuel	10/26/2022		74.41	
<b>Detail Description</b>		<b>Detail Account</b>		<b>Accounting Percent</b>		<b>Detail Amount</b>		
				Bus 132 Fuel		40 E 2552 4640 00 300 000000	100.0000%	74.41
Feece Oil Company		2085026	DFC	Bus 61 Fuel	10/26/2022		79.34	
<b>Detail Description</b>		<b>Detail Account</b>		<b>Accounting Percent</b>		<b>Detail Amount</b>		
				Bus 61 Fuel		40 E 2552 4640 00 300 000000	100.0000%	79.34
Feece Oil Company		2085044	DFC	Van 27 Fuel	10/26/2022		41.67	
<b>Detail Description</b>		<b>Detail Account</b>		<b>Accounting Percent</b>		<b>Detail Amount</b>		
				Van 27 fuel		40 E 2550 4640 00 300 000000	100.0000%	41.67
Feece Oil Company		2085089	DFC	Bus 48 fuel	10/27/2022		74.54	
<b>Detail Description</b>		<b>Detail Account</b>		<b>Accounting Percent</b>		<b>Detail Amount</b>		
				Bus 48 fuel		40 E 2552 4640 00 300 000000	100.0000%	74.54
Feece Oil Company		2085159	DFC	Bus 56 Fuel	10/27/2022		52.81	
<b>Detail Description</b>		<b>Detail Account</b>		<b>Accounting Percent</b>		<b>Detail Amount</b>		
				Bus 56 Fuel		40 E 2552 4640 00 300 000000	100.0000%	52.81
Feece Oil Company		2085170	DFC	Van 33 Fuel	10/27/2022		94.72	
<b>Detail Description</b>		<b>Detail Account</b>		<b>Accounting Percent</b>		<b>Detail Amount</b>		
				Van 33 Fuel		40 E 2550 4640 00 300 000000	100.0000%	94.72
Feece Oil Company		2085242	DFC	Bus 40 Fuel	10/27/2022		86.88	
<b>Detail Description</b>		<b>Detail Account</b>		<b>Accounting Percent</b>		<b>Detail Amount</b>		
				Bus 40 Fuel		40 E 2552 4640 00 300 000000	100.0000%	86.88
Feece Oil Company		2085288	DFC	Car 3 Fuel	10/27/2022		35.83	
<b>Detail Description</b>		<b>Detail Account</b>		<b>Accounting Percent</b>		<b>Detail Amount</b>		
				Car 3 Fuel		10 E 1700 4640 21 300 000000	100.0000%	35.83
Feece Oil Company		2085305	DFC	Van 29 Fuel	10/27/2022		46.50	
<b>Detail Description</b>		<b>Detail Account</b>		<b>Accounting Percent</b>		<b>Detail Amount</b>		
				Van 29 Fuel		40 E 2550 4640 00 300 000000	100.0000%	46.50
Feece Oil Company		2085316	DFC	Bus 57 Fuel	10/27/2022		62.28	
<b>Detail Description</b>		<b>Detail Account</b>		<b>Accounting Percent</b>		<b>Detail Amount</b>		
				Bus 57 fuel		40 E 2552 4640 00 300 000000	100.0000%	62.28

## Invoice Listing

COUNTY OF GRUNDY SCHOOL DIST 111

Vendor	PO Number	Invoice Number	Batch	Description	Invoice Date	Check Number	Net Amount
Feece Oil Company		2085319	DFC	Van 1 Fuel	10/27/2022		50.06
<b>Detail Description</b>		<b>Detail Account</b>		<b>Accounting Percent</b>		<b>Detail Amount</b>	
				Van 1 Fuel	40 E 2550 4640 00 300 000000	100.0000%	50.06
Feece Oil Company		2085356	DFC	Bus 132 fuel	10/28/2022		78.75
<b>Detail Description</b>		<b>Detail Account</b>		<b>Accounting Percent</b>		<b>Detail Amount</b>	
				Bus 132 Fuel	40 E 2552 4640 00 300 000000	100.0000%	78.75
Feece Oil Company		2085358	DFC	Bus 72 fuel	10/28/2022		73.02
<b>Detail Description</b>		<b>Detail Account</b>		<b>Accounting Percent</b>		<b>Detail Amount</b>	
				Bus 72 fuel	40 E 2552 4640 00 300 000000	100.0000%	73.02
Feece Oil Company		2085359	DFC	Bus 48 Fuel	10/28/2022		74.54
<b>Detail Description</b>		<b>Detail Account</b>		<b>Accounting Percent</b>		<b>Detail Amount</b>	
				Bus 48 Fuel	40 E 2552 4640 00 300 000000	100.0000%	74.54
Feece Oil Company		2085435	DFC	Car 8 fuel	10/28/2022		38.10
<b>Detail Description</b>		<b>Detail Account</b>		<b>Accounting Percent</b>		<b>Detail Amount</b>	
				Car 8 fuel	10 E 1700 4640 21 300 000000	100.0000%	38.10
Feece Oil Company		2085506	DFC	Van 27 Fuel	10/28/2022		43.09
<b>Detail Description</b>		<b>Detail Account</b>		<b>Accounting Percent</b>		<b>Detail Amount</b>	
				Van 27 Fuel	40 E 2550 4640 00 300 000000	100.0000%	43.09
Feece Oil Company		2087058	DFC	Maintenance truck Fuel	10/28/2022		136.79
<b>Detail Description</b>		<b>Detail Account</b>		<b>Accounting Percent</b>		<b>Detail Amount</b>	
				Maintenance Truck Fuel	40 E 2550 4640 00 300 000000	100.0000%	136.79
Feece Oil Company		2087111	DFC	Bus 61 Fuel	10/28/2022		78.98
<b>Detail Description</b>		<b>Detail Account</b>		<b>Accounting Percent</b>		<b>Detail Amount</b>	
				Bus 61 fuel	40 E 2552 4640 00 300 000000	100.0000%	78.98
Feece Oil Company		2087234	DFC	Bus 132 Fuel	10/31/2022		52.54
<b>Detail Description</b>		<b>Detail Account</b>		<b>Accounting Percent</b>		<b>Detail Amount</b>	
				Bus 132 Fuel	40 E 2552 4640 00 300 000000	100.0000%	52.54
Feece Oil Company		2087236	DFC	Bus 48 Fuel	10/31/2022		77.06
<b>Detail Description</b>		<b>Detail Account</b>		<b>Accounting Percent</b>		<b>Detail Amount</b>	
				Bus 48 Fuel	40 E 2552 4640 00 300 000000	100.0000%	77.06
Feece Oil Company		2087253	DFC	Van 35 Fuel	10/31/2022		39.83
<b>Detail Description</b>		<b>Detail Account</b>		<b>Accounting Percent</b>		<b>Detail Amount</b>	
				Van 35 Fuel	40 E 2550 4640 00 300 000000	100.0000%	39.83

## Invoice Listing

COUNTY OF GRUNDY SCHOOL DIST 111

Vendor	PO Number	Invoice Number	Batch	Description	Invoice Date	Check Number	Net Amount
Feece Oil Company		2087291	DFC	Van 8 Fuel	10/31/2022		54.46
<b>Detail Description</b>		<b>Detail Account</b>		<b>Accounting Percent</b>		<b>Detail Amount</b>	
				Van 8 Fuel	40 E 2550 4640 00 300 000000	100.0000%	54.46
Feece Oil Company		2087306	DFC	Bus 56 Fuel	10/31/2022		57.89
<b>Detail Description</b>		<b>Detail Account</b>		<b>Accounting Percent</b>		<b>Detail Amount</b>	
				Bus 56 Fuel	40 E 2552 4640 00 300 000000	100.0000%	57.89
Feece Oil Company		2087339	DFC	Bus 40 fuel	10/31/2022		89.55
<b>Detail Description</b>		<b>Detail Account</b>		<b>Accounting Percent</b>		<b>Detail Amount</b>	
				Bus 40 Fuel	40 E 2552 4640 00 300 000000	100.0000%	89.55
Feece Oil Company		2087378	DFC	Maintenance truck fuel	10/31/2022		95.01
<b>Detail Description</b>		<b>Detail Account</b>		<b>Accounting Percent</b>		<b>Detail Amount</b>	
				Maintenance truck fuel	40 E 2550 4640 00 300 000000	100.0000%	95.01
Feece Oil Company		2087383	DFC	Car 6 Fuel	10/31/2022		29.16
<b>Detail Description</b>		<b>Detail Account</b>		<b>Accounting Percent</b>		<b>Detail Amount</b>	
				Car 6 Fuel	10 E 1700 4640 21 300 000000	100.0000%	29.16
Feece Oil Company		2087526	DFC	Bus 72 Fuel	10/31/2022		70.64
<b>Detail Description</b>		<b>Detail Account</b>		<b>Accounting Percent</b>		<b>Detail Amount</b>	
				Bus 72 Fuel	40 E 2552 4640 00 300 000000	100.0000%	70.64
Feece Oil Company		2087814	DFC	Van 27 Fuel	10/31/2022		54.91
<b>Detail Description</b>		<b>Detail Account</b>		<b>Accounting Percent</b>		<b>Detail Amount</b>	
				Van 27 Fuel	40 E 2550 4640 00 300 000000	100.0000%	54.91
Feece Oil Company		2088045	DFC	Bus 48 Fuel	11/01/2022		73.45
<b>Detail Description</b>		<b>Detail Account</b>		<b>Accounting Percent</b>		<b>Detail Amount</b>	
				Bus 48 Fuel	40 E 2552 4640 00 300 000000	100.0000%	73.45
Feece Oil Company		2088159	DFC	Van 29 Fuel	11/01/2022		61.55
<b>Detail Description</b>		<b>Detail Account</b>		<b>Accounting Percent</b>		<b>Detail Amount</b>	
				Van 29 fuel	40 E 2550 4640 00 300 000000	100.0000%	61.55
Feece Oil Company		2088161	DFC	Car3 fuel	11/01/2022		40.85
<b>Detail Description</b>		<b>Detail Account</b>		<b>Accounting Percent</b>		<b>Detail Amount</b>	
				Car 3 fuel	10 E 1700 4640 21 300 000000	100.0000%	40.85
Feece Oil Company		2088173	DFC	AFIN50/50OD 1 drum	10/31/2022		509.30
<b>Detail Description</b>		<b>Detail Account</b>		<b>Accounting Percent</b>		<b>Detail Amount</b>	
				AFIN50/50OD 1 drum	40 E 2552 4640 00 300 000000	100.0000%	509.30

## Invoice Listing

COUNTY OF GRUNDY SCHOOL DIST 111

Vendor	PO Number	Invoice Number	Batch	Description	Invoice Date	Check Number	Net Amount
Feece Oil Company		2088205	DFC	Bus 132 fuel	11/01/2022		79.99
<b>Detail Description</b>		<b>Detail Account</b>		<b>Accounting Percent</b>		<b>Detail Amount</b>	
				Bus 132 Fuel			79.99
				40 E 2552 4640 00 300 000000		100.0000%	
Feece Oil Company		2088241	DFC	Bus 61 fuel	11/01/2022		77.64
<b>Detail Description</b>		<b>Detail Account</b>		<b>Accounting Percent</b>		<b>Detail Amount</b>	
				Bus 61 fuel			77.64
				40 E 2552 4640 00 300 000000		100.0000%	
Feece Oil Company		2088280	DFC	Bus 72 Fuel	11/02/2022		71.13
<b>Detail Description</b>		<b>Detail Account</b>		<b>Accounting Percent</b>		<b>Detail Amount</b>	
				Bus 72 Fuel			71.13
				40 E 2552 4640 00 300 000000		100.0000%	
Feece Oil Company		2088281	DFC	Bus 48 fuel	11/02/2022		75.67
<b>Detail Description</b>		<b>Detail Account</b>		<b>Accounting Percent</b>		<b>Detail Amount</b>	
				Bus 48 Fuel			75.67
				40 E 2552 4640 00 300 000000		100.0000%	
Feece Oil Company		2088305	DFC	Bus 56 Fuel	11/02/2022		63.70
<b>Detail Description</b>		<b>Detail Account</b>		<b>Accounting Percent</b>		<b>Detail Amount</b>	
				Bus 56 fuel			63.70
				40 E 2552 4640 00 300 000000		100.0000%	
Feece Oil Company		2088311	DFC	Maintenance truck fuel	11/02/2022		143.11
<b>Detail Description</b>		<b>Detail Account</b>		<b>Accounting Percent</b>		<b>Detail Amount</b>	
				Maintenance truck fuel			143.11
				40 E 2550 4640 00 300 000000		100.0000%	
Feece Oil Company		2088332	DFC	Van 27 Fuel	11/02/2022		58.44
<b>Detail Description</b>		<b>Detail Account</b>		<b>Accounting Percent</b>		<b>Detail Amount</b>	
				Van 27 Fuel			58.44
				40 E 2550 4640 00 300 000000		100.0000%	
Feece Oil Company		2088333	DFC	Van 8 Fuel	11/02/2022		40.31
<b>Detail Description</b>		<b>Detail Account</b>		<b>Accounting Percent</b>		<b>Detail Amount</b>	
				Van 8 Fuel			40.31
				40 E 2550 4640 00 300 000000		100.0000%	
Feece Oil Company		2088360	DFC	Bus 40 Fuel	11/02/2022		94.27
<b>Detail Description</b>		<b>Detail Account</b>		<b>Accounting Percent</b>		<b>Detail Amount</b>	
				Bus 40 fuel			94.27
				40 E 2552 4640 00 300 000000		100.0000%	
Feece Oil Company		2088433	DFC	Car7 Fuel	11/02/2022		38.29
<b>Detail Description</b>		<b>Detail Account</b>		<b>Accounting Percent</b>		<b>Detail Amount</b>	
				Car 7 Fuel			38.29
				10 E 1700 4640 21 300 000000		100.0000%	
Feece Oil Company		2088463	DFC	Bus 57 Fuel	11/02/2022		63.58
<b>Detail Description</b>		<b>Detail Account</b>		<b>Accounting Percent</b>		<b>Detail Amount</b>	
				Bus 57 Fuel			63.58
				40 E 2552 4640 00 300 000000		100.0000%	

## Invoice Listing

COUNTY OF GRUNDY SCHOOL DIST 111

Vendor	PO Number	Invoice Number	Batch	Description	Invoice Date	Check Number	Net Amount
Feece Oil Company		2088534	DFC	Bus 48 Fuel	11/03/2022		82.28
<b>Detail Description</b>		<b>Detail Account</b>		<b>Accounting Percent</b>		<b>Detail Amount</b>	
				Bus 48 Fuel	40 E 2552 4640 00 300 000000	100.0000%	82.28
Feece Oil Company		2088535	DFC	Bus 132 fuel	11/03/2022		81.45
<b>Detail Description</b>		<b>Detail Account</b>		<b>Accounting Percent</b>		<b>Detail Amount</b>	
				Bus 132 fuel	40 E 2552 4640 00 300 000000	100.0000%	81.45
Feece Oil Company		2088554	DFC	Van 35 Fuel	11/03/2022		71.85
<b>Detail Description</b>		<b>Detail Account</b>		<b>Accounting Percent</b>		<b>Detail Amount</b>	
				Van 35 Fuel	40 E 2550 4640 00 300 000000	100.0000%	71.85
Feece Oil Company		2088561	DFC	Van 29 Fuel	11/03/2022		50.08
<b>Detail Description</b>		<b>Detail Account</b>		<b>Accounting Percent</b>		<b>Detail Amount</b>	
				Van 29 Fuel	40 E 2550 4640 00 300 000000	100.0000%	50.08
Feece Oil Company		2088568	DFC	Car 8 Fuel	11/03/2022		34.81
<b>Detail Description</b>		<b>Detail Account</b>		<b>Accounting Percent</b>		<b>Detail Amount</b>	
				Car 8 Fuel	10 E 1700 4640 21 300 000000	100.0000%	34.81
Feece Oil Company		2088601	DFC	Bus 61 Fuel	11/03/2022		63.44
<b>Detail Description</b>		<b>Detail Account</b>		<b>Accounting Percent</b>		<b>Detail Amount</b>	
				Bus 61 fuel	40 E 2552 4640 00 300 000000	100.0000%	63.44
Feece Oil Company		2088710	DFC	Bus 72 Fuel	11/03/2022		106.72
<b>Detail Description</b>		<b>Detail Account</b>		<b>Accounting Percent</b>		<b>Detail Amount</b>	
				Bus 72 Fuel	40 E 2552 4640 00 300 000000	100.0000%	106.72
Feece Oil Company		2088797	DFC	Bus 40 Fuel	11/04/2022		85.11
<b>Detail Description</b>		<b>Detail Account</b>		<b>Accounting Percent</b>		<b>Detail Amount</b>	
				Bus 40 Fuel	40 E 2552 4640 00 300 000000	100.0000%	85.11
Feece Oil Company		2088818	DFC	Bus 56 Fuel	11/04/2022		68.72
<b>Detail Description</b>		<b>Detail Account</b>		<b>Accounting Percent</b>		<b>Detail Amount</b>	
				Bus 56 Fuel	40 E 2552 4640 00 300 000000	100.0000%	68.72
Feece Oil Company		2088919	DFC	Van 8 Fuel	11/04/2022		49.46
<b>Detail Description</b>		<b>Detail Account</b>		<b>Accounting Percent</b>		<b>Detail Amount</b>	
				Van 8 Fuel	40 E 2550 4640 00 300 000000	100.0000%	49.46
Feece Oil Company		2088937	DFC	Van 29 Fuel	11/04/2022		62.63
<b>Detail Description</b>		<b>Detail Account</b>		<b>Accounting Percent</b>		<b>Detail Amount</b>	
				Van 29 Fuel	40 E 2550 4640 00 300 000000	100.0000%	62.63

## Invoice Listing

COUNTY OF GRUNDY SCHOOL DIST 111

Vendor	PO Number	Invoice Number	Batch	Description	Invoice Date	Check Number	Net Amount
Feece Oil Company		2088956	DFC	Van 27 fuel	11/04/2022		19.96
<b>Detail Description</b>		<b>Detail Account</b>		<b>Accounting Percent</b>		<b>Detail Amount</b>	
				Van 27 Fuel			19.96
				40 E 2550 4640 00 300 000000			100.0000%
Feece Oil Company		2089076	DFC	Bus 48 fuel	11/07/2022		83.23
<b>Detail Description</b>		<b>Detail Account</b>		<b>Accounting Percent</b>		<b>Detail Amount</b>	
				Bus 48 Fuel			83.23
				40 E 2552 4640 00 300 000000			100.0000%
Feece Oil Company		2089082	DFC	Bus 61 Fuel	11/07/2022		63.76
<b>Detail Description</b>		<b>Detail Account</b>		<b>Accounting Percent</b>		<b>Detail Amount</b>	
				Bus 61 Fuel			63.76
				40 E 2552 4640 00 300 000000			100.0000%
Feece Oil Company		2089109	DFC	Activity Bus 2 Fuel	11/07/2022		70.54
<b>Detail Description</b>		<b>Detail Account</b>		<b>Accounting Percent</b>		<b>Detail Amount</b>	
				Activity Bus 2 Fuel			70.54
				10 E 1500 3900 30 300 000000			100.0000%
Feece Oil Company		2089120	DFC	Van 30 Fuel	11/07/2022		56.09
<b>Detail Description</b>		<b>Detail Account</b>		<b>Accounting Percent</b>		<b>Detail Amount</b>	
				Van 30 Fuel			56.09
				40 E 2550 4640 00 300 000000			100.0000%
Feece Oil Company		2089159	DFC	Maintenance Truck fuel	11/07/2022		120.60
<b>Detail Description</b>		<b>Detail Account</b>		<b>Accounting Percent</b>		<b>Detail Amount</b>	
				Maintenance Truck Fuel			120.60
				40 E 2550 4640 00 300 000000			100.0000%
Feece Oil Company		2089207	DFC	Bus 72 Fuel	11/07/2022		84.71
<b>Detail Description</b>		<b>Detail Account</b>		<b>Accounting Percent</b>		<b>Detail Amount</b>	
				Bus 72 Fuel			84.71
				40 E 2552 4640 00 300 000000			100.0000%
Feece Oil Company		2089306	DFC	Bus 132 Fuel	11/08/2022		84.84
<b>Detail Description</b>		<b>Detail Account</b>		<b>Accounting Percent</b>		<b>Detail Amount</b>	
				Bus 132 Fuel			84.84
				40 E 2552 4640 00 300 000000			100.0000%
Feece Oil Company		2089308	DFC	Bus 48 fuel	11/08/2022		81.29
<b>Detail Description</b>		<b>Detail Account</b>		<b>Accounting Percent</b>		<b>Detail Amount</b>	
				Bus 48 Fuel			81.29
				40 E 2552 4640 00 300 000000			100.0000%
Feece Oil Company		2089363	DFC	Van 30 Fuel	11/08/2022		45.05
<b>Detail Description</b>		<b>Detail Account</b>		<b>Accounting Percent</b>		<b>Detail Amount</b>	
				Van 30 Fuel			45.05
				40 E 2550 4640 00 300 000000			100.0000%
Feece Oil Company		2089374	DFC	Van 8 Fuel	11/08/2022		57.03
<b>Detail Description</b>		<b>Detail Account</b>		<b>Accounting Percent</b>		<b>Detail Amount</b>	
				Van 8 Fuel			57.03
				40 E 2550 4640 00 300 000000			100.0000%

## Invoice Listing

COUNTY OF GRUNDY SCHOOL DIST 111

Vendor	PO Number	Invoice Number	Batch	Description	Invoice Date	Check Number	Net Amount
Feece Oil Company		2089379	DFC	Bus 40 Fuel	11/08/2022		107.14
<b>Detail Description</b>		<b>Detail Account</b>		<b>Accounting Percent</b>		<b>Detail Amount</b>	
				Bus 40 Fuel			107.14
				40 E 2552 4640 00 300 000000		100.0000%	
Feece Oil Company		2089474	DFC	Bus 61 Fuel	11/08/2022		86.38
<b>Detail Description</b>		<b>Detail Account</b>		<b>Accounting Percent</b>		<b>Detail Amount</b>	
				Bus 61 Fuel			86.38
				40 E 2552 4640 00 300 000000		100.0000%	
Feece Oil Company		2089480	DFC	Bus 72 Fuel	11/08/2022		82.14
<b>Detail Description</b>		<b>Detail Account</b>		<b>Accounting Percent</b>		<b>Detail Amount</b>	
				Bus 72 Fuel			82.14
				40 E 2552 4640 00 300 000000		100.0000%	
Feece Oil Company		2089533	DFC	Bus 48 Fuel	11/09/2022		83.01
<b>Detail Description</b>		<b>Detail Account</b>		<b>Accounting Percent</b>		<b>Detail Amount</b>	
				Bus 48 Fuel			83.01
				40 E 2552 4640 00 300 000000		100.0000%	
Feece Oil Company		2089564	DFC	Bus 56 Fuel	11/09/2022		80.24
<b>Detail Description</b>		<b>Detail Account</b>		<b>Accounting Percent</b>		<b>Detail Amount</b>	
				Bus 56 Fuel			80.24
				40 E 2552 4640 00 300 000000		100.0000%	
Feece Oil Company		2089577	DFC	Van 29 Fuel	11/09/2022		69.06
<b>Detail Description</b>		<b>Detail Account</b>		<b>Accounting Percent</b>		<b>Detail Amount</b>	
				Van 29 Fuel			69.06
				40 E 2550 4640 00 300 000000		100.0000%	
Feece Oil Company		3924165	DFC	On Road Hi Speed Diesel	10/07/2022		9,225.72
<b>Detail Description</b>		<b>Detail Account</b>		<b>Accounting Percent</b>		<b>Detail Amount</b>	
				On Road Hi Speed Diesel			9,225.72
				40 E 2552 4640 00 300 000000		100.0000%	
Feece Oil Company		3926721	DFC	On Road Hi Speed Diesel	10/15/2022		5,549.33
<b>Detail Description</b>		<b>Detail Account</b>		<b>Accounting Percent</b>		<b>Detail Amount</b>	
				On Road Hi Speed Diesel			5,549.33
				40 E 2552 4640 00 300 000000		100.0000%	
Feece Oil Company		3928586	DFC	On Road Hi Speed Diesel	10/20/2022		8,195.65
<b>Detail Description</b>		<b>Detail Account</b>		<b>Accounting Percent</b>		<b>Detail Amount</b>	
				On Road Hi Speed Diesel			8,195.65
				40 E 2552 4640 00 300 000000		100.0000%	
Feece Oil Company		3930723	DFC	On road hi speed diesel	10/28/2022		9,100.28
<b>Detail Description</b>		<b>Detail Account</b>		<b>Accounting Percent</b>		<b>Detail Amount</b>	
				On road hi speed diesel			9,100.28
				40 E 2552 4640 00 300 000000		100.0000%	

## Invoice Listing

COUNTY OF GRUNDY SCHOOL DIST 111

Vendor	PO Number	Invoice Number	Batch	Description	Invoice Date	Check Number	Net Amount
Feece Oil Company		3931732	DFC	Citgard 600 15w40 Bulk	11/01/2022		1,394.57
<b>Detail Description</b>				<b>Detail Account</b>		<b>Accounting Percent</b>	<b>Detail Amount</b>
Citgard 600 15w40, Bulk				40 E 2552 4640 00 300 000000		100.0000%	1,394.57
<b>Total for Feece Oil Company:</b>							<b>44,604.52</b>
Filter Shine		12460644	DFC	Filter rental south campus	10/25/2022		185.00
<b>Detail Description</b>				<b>Detail Account</b>		<b>Accounting Percent</b>	<b>Detail Amount</b>
Filter rental				20 E 2540 3900 00 302 000000		100.0000%	185.00
Filter Shine		12460646	DFC	Filter rental	10/25/2022		185.00
<b>Detail Description</b>				<b>Detail Account</b>		<b>Accounting Percent</b>	<b>Detail Amount</b>
Filter rental				20 E 2540 4100 00 300 000000		100.0000%	185.00
<b>Total for Filter Shine:</b>							<b>370.00</b>
Flinn Scientific	1132300020	280283	DFC	ATTENTION: CHRIS ERICKSON (Room 235)	11/03/2022		77.90
				Chemistry Supplies			
<b>Detail Description</b>				<b>Detail Account</b>		<b>Accounting Percent</b>	<b>Detail Amount</b>
Item #: M0001				10 E 1130 4100 13 300 000000		100.0000%	32.00
Magnesium Metal Ribbon, 25 g, Approx. 90 Feet							
Item #: AP4455				10 E 1130 4100 13 300 000000		100.0000%	16.00
Splints, Wood, Pkg. of 1000							
Item #: S0044				10 E 1130 4100 13 300 000000		100.0000%	16.95
Sodium Bicarbonate, Laboratory Grade, 2 kg							
Item #: AP8348				10 E 1130 4100 13 300 000000		100.0000%	3.00
Replacement Flints for Lighters Purchased before 2017, Pkg. of 5							
Shipping				10 E 1130 4100 13 300 000000		100.0000%	9.95
<b>Total for Flinn Scientific:</b>							<b>77.90</b>
Follett School Solutions Inc	1172300017	550766	DFC	books for south campus	10/14/2022		109.60
<b>Detail Description</b>				<b>Detail Account</b>		<b>Accounting Percent</b>	<b>Detail Amount</b>
books for south campus				10 E 2222 4300 00 300 000000		100.0000%	109.60
Follett School Solutions Inc	1172300017	550766F	DFC	books for south campus	10/24/2022		42.61
<b>Detail Description</b>				<b>Detail Account</b>		<b>Accounting Percent</b>	<b>Detail Amount</b>
books for south campus				10 E 2222 4300 00 300 000000		100.0000%	42.61

## Invoice Listing

COUNTY OF GRUNDY SCHOOL DIST 111

Vendor	PO Number	Invoice Number	Batch	Description	Invoice Date	Check Number	Net Amount
Follett School Solutions Inc	1172300023	572065	DFC	Books for Central Library	11/03/2022		143.95
<b>Detail Description</b>				<b>Detail Account</b>	<b>Accounting Percent</b>		<b>Detail Amount</b>
Books for Central Library				10 E 2222 4300 00 300 000000	100.0000%		143.95
<b>Total for Follett School Solutions Inc:</b>							<b>296.16</b>
Forster Consulting, Inc.	59		DFC	Expulsion Hearing Cancelled	10/14/2022		150.00
<b>Detail Description</b>				<b>Detail Account</b>	<b>Accounting Percent</b>		<b>Detail Amount</b>
Expulsion Hearing Cancelled				10 E 2310 3110 00 300 000000	100.0000%		150.00
<b>Total for Forster Consulting, Inc.:</b>							<b>150.00</b>
Frost, Kathy	1152300056	Oct hours	DFC	Chorus piano accompanist hours	10/31/2022		665.00
<b>Detail Description</b>				<b>Detail Account</b>	<b>Accounting Percent</b>		<b>Detail Amount</b>
Chorus piano accompanist hours (23.75 hours)				10 E 1130 3000 12 300 000001	100.0000%		665.00
<b>Total for Frost, Kathy:</b>							<b>665.00</b>
Gallardo, Jennifer		Movie Night Chaperone	DFC	Movie Night Reach Chaperone	10/25/2022		66.00
<b>Detail Description</b>				<b>Detail Account</b>	<b>Accounting Percent</b>		<b>Detail Amount</b>
Movie Night Reach Chaperone				10 E 1500 1300 70 300 000003	100.0000%		66.00
<b>Total for Gallardo, Jennifer:</b>							<b>66.00</b>
Garvey's Office Products		PINV2309081	DFC	Paper	08/25/2022		1,756.00
<b>Detail Description</b>				<b>Detail Account</b>	<b>Accounting Percent</b>		<b>Detail Amount</b>
Paper				10 E 2632 3000 00 300 000000	100.0000%		1,756.00
<b>Total for Garvey's Office Products:</b>							<b>3,512.00</b>
Garvey's Office Products		PINV2309083	DFC	Paper	08/25/2022		1,756.00
<b>Detail Description</b>				<b>Detail Account</b>	<b>Accounting Percent</b>		<b>Detail Amount</b>
Paper				10 E 2632 3000 00 300 000000	100.0000%		1,756.00
<b>Total for Garvey's Office Products:</b>							<b>3,512.00</b>
Gelatka, Lynn		Poms official	DFC	Poms official	11/09/2022		400.00
<b>Detail Description</b>				<b>Detail Account</b>	<b>Accounting Percent</b>		<b>Detail Amount</b>
Poms official				11 E 1999 4100 30 300 910025	100.0000%		400.00
<b>Total for Gelatka, Lynn:</b>							<b>400.00</b>
Giant Steps		111-0722S	DFC	July Tuition	07/22/2022		10,220.40
<b>Detail Description</b>				<b>Detail Account</b>	<b>Accounting Percent</b>		<b>Detail Amount</b>
July Tuition				10 E 1912 6700 00 300 000000	100.0000%		10,220.40

## Invoice Listing

COUNTY OF GRUNDY SCHOOL DIST 111

Vendor	PO Number	Invoice Number	Batch	Description	Invoice Date	Check Number	Net Amount
Giant Steps		111-0822S	DFC	August Tuition	08/31/2022		7,494.96
<b>Detail Description</b>		<b>Detail Account</b>		<b>Accounting Percent</b>		<b>Detail Amount</b>	
August Tuition		10 E 1912 6700 00 300 000000		100.0000%		7,494.96	
Giant Steps		111-1022S	DFC	Tuition	10/31/2022		12,645.20
<b>Detail Description</b>		<b>Detail Account</b>		<b>Accounting Percent</b>		<b>Detail Amount</b>	
Tuition		10 E 1912 6700 00 300 000000		100.0000%		12,645.20	
<b>Total for Giant Steps:</b>							<b>30,360.56</b>
Goldstar Learning Inc		5643	DFC	Subscription	10/17/2022		23,422.53
<b>Detail Description</b>		<b>Detail Account</b>		<b>Accounting Percent</b>		<b>Detail Amount</b>	
Subscription		10 E 2225 4700 00 300 000000		100.0000%		23,422.53	
<b>Total for Goldstar Learning Inc:</b>							<b>23,422.53</b>
Gordon Food Service	1092300003	222418230	DFC	Open PO 22/23	10/11/2022		122.26
<b>Detail Description</b>		<b>Detail Account</b>		<b>Accounting Percent</b>		<b>Detail Amount</b>	
OPEN Po 22/23		10 E 1420 4100 09 300 000000		100.0000%		122.26	
Gordon Food Service	1092300003	222596958	DFC	Open PO 22/23	10/18/2022		165.42
<b>Detail Description</b>		<b>Detail Account</b>		<b>Accounting Percent</b>		<b>Detail Amount</b>	
OPEN Po 22/23		10 E 1420 4100 09 300 000000		100.0000%		165.42	
Gordon Food Service	1092300003	222658493	DFC	Open PO 22/23	10/20/2022		443.56
<b>Detail Description</b>		<b>Detail Account</b>		<b>Accounting Percent</b>		<b>Detail Amount</b>	
OPEN Po 22/23		10 E 1420 4100 09 300 000000		100.0000%		443.56	
Gordon Food Service	1092300003	222766335	DFC	Open PO 22/23	10/25/2022		288.51
<b>Detail Description</b>		<b>Detail Account</b>		<b>Accounting Percent</b>		<b>Detail Amount</b>	
OPEN Po 22/23		10 E 1420 4100 09 300 000000		100.0000%		288.51	
Gordon Food Service	1092300003	222836036	DFC	Open PO 22/23	10/27/2022		177.52
<b>Detail Description</b>		<b>Detail Account</b>		<b>Accounting Percent</b>		<b>Detail Amount</b>	
OPEN Po 22/23		10 E 1420 4100 09 300 000000		100.0000%		177.52	
Gordon Food Service	1092300003	222950177	DFC	Open PO 22/23	11/01/2022		70.14
<b>Detail Description</b>		<b>Detail Account</b>		<b>Accounting Percent</b>		<b>Detail Amount</b>	
OPEN Po 22/23		10 E 1420 4100 09 300 000000		100.0000%		70.14	
Gordon Food Service	1092300003	222950191	DFC	Open PO 22/23	11/01/2022		265.87
<b>Detail Description</b>		<b>Detail Account</b>		<b>Accounting Percent</b>		<b>Detail Amount</b>	
OPEN Po 22/23		10 E 1420 4100 09 300 000000		100.0000%		265.87	

## Invoice Listing

COUNTY OF GRUNDY SCHOOL DIST 111

Vendor	PO Number	Invoice Number	Batch	Description	Invoice Date	Check Number	Net Amount
Gordon Food Service	1092300003	223008265	DFC	Open PO 22/23	11/03/2022		344.12
<b>Detail Description</b>				<b>Detail Account</b>		<b>Accounting Percent</b>	<b>Detail Amount</b>
OPEN Po 22/23				10 E 1420 4100 09 300 000000		100.0000%	344.12
<b>Total for Gordon Food Service:</b>							<b>1,877.40</b>
Grainger		9466001329	DFC	Hose Reel Steel 3/8	10/04/2022		811.71
<b>Detail Description</b>				<b>Detail Account</b>		<b>Accounting Percent</b>	<b>Detail Amount</b>
Hose Reel Steel 3/8				20 E 2540 4100 00 300 000000		100.0000%	811.71
Grainger		9467756459	DFC	Indoor Convex Mirror	10/05/2022		52.94
<b>Detail Description</b>				<b>Detail Account</b>		<b>Accounting Percent</b>	<b>Detail Amount</b>
Indoor Convex Mirror				20 E 2540 4100 00 300 000000		100.0000%	52.94
Grainger		94910702263	DFC	Traffic Cones	10/26/2022		256.70
<b>Detail Description</b>				<b>Detail Account</b>		<b>Accounting Percent</b>	<b>Detail Amount</b>
Traffic Cones				20 E 2540 4100 00 302 000000		100.0000%	256.70
<b>Total for Grainger:</b>							<b>1,121.35</b>
Greenway		CM122576	DFC	Return Lamp-Tail	10/12/2022		-317.00
<b>Detail Description</b>				<b>Detail Account</b>		<b>Accounting Percent</b>	<b>Detail Amount</b>
Return Lamp-Tail				40 E 2552 4100 00 300 000001		100.0000%	-317.00
<b>Total for Greenway:</b>							<b>-317.00</b>
GRP Wegman Company		6	DFC	Contract Services	09/30/2022		149,056.42
<b>Detail Description</b>				<b>Detail Account</b>		<b>Accounting Percent</b>	<b>Detail Amount</b>
Contract Services				60 E 2535 5000 00 300 000001		100.0000%	149,056.42
<b>Total for GRP Wegman Company:</b>							<b>149,056.42</b>
Grundy Area Vocational Ctr		October 22	DFC	October 22	10/31/2022		100,825.12
<b>Detail Description</b>				<b>Detail Account</b>		<b>Accounting Percent</b>	<b>Detail Amount</b>
October 22				10 E 4140 6000 00 000 000000		100.0000%	102,659.91
October 22				20 E 4140 6000 00 000 000000		100.0000%	-1,834.79
<b>Total for Grundy Area Vocational Ctr:</b>							<b>100,825.12</b>
Grundy Co Economic Development		9/16 Support staff extra	DFC	9/16 Support staff extra duties	09/16/2022		480.00
<b>Detail Description</b>				<b>Detail Account</b>		<b>Accounting Percent</b>	<b>Detail Amount</b>
9/16 Support staff extra duties				10 E 4220 6700 00 000 000000		100.0000%	480.00
<b>Total for Grundy Co Economic Development:</b>							<b>480.00</b>

## Invoice Listing

COUNTY OF GRUNDY SCHOOL DIST 111

Vendor	PO Number	Invoice Number	Batch	Description	Invoice Date	Check Number	Net Amount
Grundy Co Special Education		11/22 IDEA Flow Through	DFC	11/22 IDEA Flow Through Grant	10/28/2022		21,612.00
		<b>Detail Description</b>	<b>Detail Account</b>		<b>Accounting Percent</b>		<b>Detail Amount</b>
		11/22 IDEA Flow Through Grant	10 E 4000 6000 00 000 000000		100.0000%		21,612.00
Grundy Co Special Education		11/22 Tuition	DFC	November tuition	10/28/2022		218,117.80
		<b>Detail Description</b>	<b>Detail Account</b>		<b>Accounting Percent</b>		<b>Detail Amount</b>
		November tuition	10 E 4220 6700 00 000 000000		100.0000%		218,117.80
Grundy Co Special Education		9/12 Support Staff Extra	DFC	9/12 Support staff extra duties	09/12/2022		<del>78.00</del>
		<b>Detail Description</b>	<b>Detail Account</b>		<b>Accounting Percent</b>		<b>Detail Amount</b>
		9/12 Support staff extra duties	10 E 4220 6700 00 000 000000		100.0000%		78.00
Grundy Co Special Education		9/13 Support staff extra	DFC	9/13 Support staff extra duties	09/13/2022		300.00
		<b>Detail Description</b>	<b>Detail Account</b>		<b>Accounting Percent</b>		<b>Detail Amount</b>
		9/13 Support staff extra duties	10 E 4220 6700 00 000 000000		100.0000%		300.00
Grundy Co Special Education		9/14 Support staff extra	DFC	9/14 Support staff extra duties	09/14/2022		84.00
		<b>Detail Description</b>	<b>Detail Account</b>		<b>Accounting Percent</b>		<b>Detail Amount</b>
		9/14 Support staff extra duties	10 E 4220 6700 00 000 000000		100.0000%		84.00
Grundy Co Special Education		9/17 Support Staff Dance	DFC	9/17 Support staff dance	09/17/2022		360.00
		<b>Detail Description</b>	<b>Detail Account</b>		<b>Accounting Percent</b>		<b>Detail Amount</b>
		9/17 Support staff dance	10 E 4220 6700 00 000 000000		100.0000%		360.00
Grundy Co Special Education		9/28 Tuition	DFC	9/28 Tuition	09/28/2022		297,449.47
		<b>Detail Description</b>	<b>Detail Account</b>		<b>Accounting Percent</b>		<b>Detail Amount</b>
		9/28 Tuition	10 E 4220 6700 00 000 000000		100.0000%		297,449.47
Grundy Co Special Education		9/30 Inclusion Night	DFC	9/30 Inclusion Night	09/30/2022		564.00
		<b>Detail Description</b>	<b>Detail Account</b>		<b>Accounting Percent</b>		<b>Detail Amount</b>
		9/30 Inclusion night	10 E 4220 6700 00 000 000000		100.0000%		564.00

## Invoice Listing

COUNTY OF GRUNDY SCHOOL DIST 111

Vendor	PO Number	Invoice Number	Batch	Description	Invoice Date	Check Number	Net Amount
Grundy Co Special Education		September 22	DFC	September 22 IDEA Flow Through Grant	09/30/2022		21,612.00
<b>Detail Description</b>		<b>Detail Account</b>		<b>Accounting Percent</b>		<b>Detail Amount</b>	
9/22 IDEA Flow Through Grant		10 E 4000 6000 00 000 000000		100.0000%		21,612.00	
<b>Total for Grundy Co Special Education:</b>						<b>560,177.27</b>	
Guglielmucci, Alex	6734088604386		DFC	Bowling Consultant	11/14/2022		599.00
<b>Detail Description</b>		<b>Detail Account</b>		<b>Accounting Percent</b>		<b>Detail Amount</b>	
Bowling Consultant		11 E 1999 4100 30 300 910006		100.0000%		599.00	
<b>Total for Guglielmucci, Alex:</b>						<b>599.00</b>	
Guiding Light Academy	4543		DFC	Tuition	09/01/2022		18,637.32
<b>Detail Description</b>		<b>Detail Account</b>		<b>Accounting Percent</b>		<b>Detail Amount</b>	
Tuition		10 E 1912 6700 00 300 000000		100.0000%		18,637.32	
Guiding Light Academy	4696		DFC	Tuition	11/01/2022		28,672.80
<b>Detail Description</b>		<b>Detail Account</b>		<b>Accounting Percent</b>		<b>Detail Amount</b>	
Tuition		10 E 1912 6700 00 300 000000		100.0000%		28,672.80	
<b>Total for Guiding Light Academy:</b>						<b>47,310.12</b>	
Harding, Matthew A	335717		DFC	Ball Dry	10/14/2022		90.00
<b>Detail Description</b>		<b>Detail Account</b>		<b>Accounting Percent</b>		<b>Detail Amount</b>	
Ball Dry		11 E 1999 4100 30 300 910014		100.0000%		90.00	
<b>Total for Harding, Matthew A:</b>						<b>90.00</b>	
Helm Mechanical / Helm Service	CHI143376P		DFC	Improvements	10/17/2022		128,528.46
<b>Detail Description</b>		<b>Detail Account</b>		<b>Accounting Percent</b>		<b>Detail Amount</b>	
Improvements		60 E 2535 5000 00 300 000001		100.0000%		128,528.46	
Helm Mechanical / Helm Service	CHI87862		DFC	Boiler pump not circulating water	10/02/2022		570.00
<b>Detail Description</b>		<b>Detail Account</b>		<b>Accounting Percent</b>		<b>Detail Amount</b>	
Boiler pump not circulating water		20 E 2540 3230 00 300 000001		100.0000%		570.00	
<b>Total for Helm Mechanical / Helm Service:</b>						<b>129,098.46</b>	
Himes Petrarca Fester Attorneys At Law	46889		DFC	June Fees	07/01/2022		5,057.50
<b>Detail Description</b>		<b>Detail Account</b>		<b>Accounting Percent</b>		<b>Detail Amount</b>	
June Fees		80 E 2310 3180 00 300 000000		100.0000%		5,057.50	

## Invoice Listing

COUNTY OF GRUNDY SCHOOL DIST 111

Vendor	PO Number	Invoice Number	Batch	Description	Invoice Date	Check Number	Net Amount
Himes Petrarca Fester Attorneys At Law		47031	DFC	July Fees	08/01/2022		1,017.50
<b>Detail Description</b>		<b>Detail Account</b>		<b>Accounting Percent</b>		<b>Detail Amount</b>	
July Fees		80 E 2310 3180 00 300 000000		100.0000%		1,017.50	
Himes Petrarca Fester Attorneys At Law		47180	DFC	August fees	09/01/2022		2,310.00
<b>Detail Description</b>		<b>Detail Account</b>		<b>Accounting Percent</b>		<b>Detail Amount</b>	
August Fees		80 E 2310 3180 00 300 000000		100.0000%		2,310.00	
Himes Petrarca Fester Attorneys At Law		47577	DFC	October fees	10/31/2022		2,387.50
<b>Detail Description</b>		<b>Detail Account</b>		<b>Accounting Percent</b>		<b>Detail Amount</b>	
October fees		80 E 2310 3180 00 300 000000		100.0000%		2,387.50	
<b>Total for Himes Petrarca Fester Attorneys At Law:</b>							<b>10,772.50</b>
Hinsdale Central High	1032300188	12/16 Invite	DFC	WR B V - 56th Annual Whitlatch Invite 12/16/22	10/14/2022		300.00
<b>Detail Description</b>		<b>Detail Account</b>		<b>Accounting Percent</b>		<b>Detail Amount</b>	
WR B V - 56th Annual Whitlatch Invite 12/16/22 \$300		10 E 1500 3900 30 300 000000		100.0000%		300.00	
<b>Total for Hinsdale Central High:</b>							<b>300.00</b>
Home Depot Credit Services		611316	DFC	Fall Play Supplies	10/04/2022		35.94
<b>Detail Description</b>		<b>Detail Account</b>		<b>Accounting Percent</b>		<b>Detail Amount</b>	
Fall Play Supplies		10 E 1500 4100 70 300 000005		100.0000%		35.94	
Home Depot Credit Services	1092300007	1011061	DFC	OPEN PO 22/23	10/23/2022		551.75
<b>Detail Description</b>		<b>Detail Account</b>		<b>Accounting Percent</b>		<b>Detail Amount</b>	
OPEN PO 22/23		10 E 1400 4100 10 300 000001		100.0000%		551.75	
Home Depot Credit Services	1092300007	4610165	DFC	OPEN PO 22/23	09/20/2022		69.42
<b>Detail Description</b>		<b>Detail Account</b>		<b>Accounting Percent</b>		<b>Detail Amount</b>	
OPEN PO 22/23		10 E 1400 4100 10 300 000001		100.0000%		69.42	
Home Depot Credit Services	1092300007	5511290	DFC	OPEN PO 22/23	09/29/2022		25.66
<b>Detail Description</b>		<b>Detail Account</b>		<b>Accounting Percent</b>		<b>Detail Amount</b>	
OPEN PO 22/23		10 E 1400 4100 10 300 000001		100.0000%		25.66	

## Invoice Listing

COUNTY OF GRUNDY SCHOOL DIST 111

Vendor	PO Number	Invoice Number	Batch	Description	Invoice Date	Check Number	Net Amount
Home Depot Credit Services	1092300007	622906	DFC	OPEN PO 22/23	09/14/2022		29.18
<b>Detail Description</b>				<b>Detail Account</b>		<b>Accounting Percent</b>	<b>Detail Amount</b>
OPEN PO 22/23				10 E 1400 4100 10 300 000001		100.0000%	29.18
Home Depot Credit Services	1092300007	7624449	DFC	OPEN PO 22/23	09/27/2022		50.06
<b>Detail Description</b>				<b>Detail Account</b>		<b>Accounting Percent</b>	<b>Detail Amount</b>
OPEN PO 22/23				10 E 1400 4100 10 300 000001		100.0000%	50.06
<b>Total for Home Depot Credit Services:</b>							<b>762.01</b>
Hopewell Career Academy, Inc.		408556	DFC	Tuition	10/20/2022		5,732.80
<b>Detail Description</b>				<b>Detail Account</b>		<b>Accounting Percent</b>	<b>Detail Amount</b>
Tuition				10 E 1912 6700 00 300 000000		100.0000%	5,732.80
Hopewell Career Academy, Inc.		4612	DFC	Tuition	10/20/2022		17,400.00
<b>Detail Description</b>				<b>Detail Account</b>		<b>Accounting Percent</b>	<b>Detail Amount</b>
Tuition				10 E 1912 6700 00 300 000000		100.0000%	17,400.00
Hopewell Career Academy, Inc.		CM 408550	DFC	Tuition	08/30/2022		-3,153.04
<b>Detail Description</b>				<b>Detail Account</b>		<b>Accounting Percent</b>	<b>Detail Amount</b>
Tuition				10 E 1912 6700 00 300 000000		100.0000%	-3,153.04
<b>Total for Hopewell Career Academy, Inc.:</b>							<b>19,979.76</b>
Hopkins, Jessica A		Dunkin Reimb	DFC	Cross Country Regionals reimbursement	10/22/2022		42.48
<b>Detail Description</b>				<b>Detail Account</b>		<b>Accounting Percent</b>	<b>Detail Amount</b>
Coffee for regional cross country meet				10 E 1500 3900 30 300 000001		100.0000%	42.48
<b>Total for Hopkins, Jessica A:</b>							<b>42.48</b>
Huddle Tickets, LLC/Go Fan	1032300226	S2962	DFC	Go Fan start up items	10/20/2022		700.00
<b>Detail Description</b>				<b>Detail Account</b>		<b>Accounting Percent</b>	<b>Detail Amount</b>
GoFan Stand (Stand Only)				10 E 1500 4100 30 300 000017		100.0000%	300.00
GoFan Card Reader				10 E 1500 4100 30 300 000017		100.0000%	400.00
<b>Total for Huddle Tickets, LLC/Go Fan:</b>							<b>700.00</b>

## Invoice Listing

COUNTY OF GRUNDY SCHOOL DIST 111

Vendor	PO Number	Invoice Number	Batch	Description	Invoice Date	Check Number	Net Amount
Huntley High School	1032300189	1/8/23 Invite	DFC	POM/DANCE JV - Huntley Dance Invite 1/8/23	10/14/2022		175.00
<b>Detail Description</b>		<b>Detail Account</b>		<b>Accounting Percent</b>		<b>Detail Amount</b>	
POM/DANCE JV - Huntley Dance Invite 1/8/23 \$175		10 E 1500 3900 30 300 000000		100.0000%		175.00	
<b>Total for Huntley High School:</b>							<b>175.00</b>
lavat		2022-23 Dues	DFC	2022-23 Dues	10/27/2022		240.00
<b>Detail Description</b>		<b>Detail Account</b>		<b>Accounting Percent</b>		<b>Detail Amount</b>	
2022-23 Dues		10 E 1401 6400 01 300 000000		100.0000%		240.00	
<b>Total for lavat:</b>							<b>240.00</b>
Ideal Environmental Engineering Inc.		60955	DFC	Asbestos Program - Central Campus	08/12/2022		1,415.10
<b>Detail Description</b>		<b>Detail Account</b>		<b>Accounting Percent</b>		<b>Detail Amount</b>	
Asbestos Program - Central Campus		60 E 2535 5000 00 300 000001		100.0000%		1,415.10	
Ideal Environmental Engineering Inc.		60957	DFC	Asbestos Program - Central Campus	08/12/2022		5,882.80
<b>Detail Description</b>		<b>Detail Account</b>		<b>Accounting Percent</b>		<b>Detail Amount</b>	
Asbestos Program -Central Campus		60 E 2535 5000 00 300 000001		100.0000%		5,882.80	
<b>Total for Ideal Environmental Engineering Inc.:</b>							<b>7,297.90</b>
Illco		6187335	DFC	Relay	10/14/2022		454.37
<b>Detail Description</b>		<b>Detail Account</b>		<b>Accounting Percent</b>		<b>Detail Amount</b>	
Relay		20 E 2540 4100 00 300 000000		100.0000%		454.37	
Illco		6187336	DFC	HVAC Repairs	10/14/2022		66.15
<b>Detail Description</b>		<b>Detail Account</b>		<b>Accounting Percent</b>		<b>Detail Amount</b>	
Flame Sensor and Igniter		20 E 2540 3230 00 300 000000		100.0000%		66.15	
Illco		CM 6186423	DFC	Invoice paid twice	09/12/2022		-378.95
<b>Detail Description</b>		<b>Detail Account</b>		<b>Accounting Percent</b>		<b>Detail Amount</b>	
Invoice paid twice		20 E 2540 3230 00 300 000000		100.0000%		-378.95	
<b>Total for Illco:</b>							<b>141.57</b>
Illinois Public Risk Fund		77973	DFC	December workers comp	10/12/2022		16,654.00
<b>Detail Description</b>		<b>Detail Account</b>		<b>Accounting Percent</b>		<b>Detail Amount</b>	
December Workers Comp		80 E 2362 3800 00 300 000000		100.0000%		16,654.00	
<b>Total for Illinois Public Risk Fund:</b>							<b>16,654.00</b>

## Invoice Listing

COUNTY OF GRUNDY SCHOOL DIST 111

Vendor	PO Number	Invoice Number	Batch	Description	Invoice Date	Check Number	Net Amount	
Illinois State Police		IL032111S 9/22	DFC	September Fingerprinting	09/30/2022		395.50	
<b>Detail Description</b>				<b>Detail Account</b>		<b>Accounting Percent</b>		<b>Detail Amount</b>
September Fingerprinting				10 E 2310 4100 00 300 000000		100.0000%		395.50
<b>Total for Illinois State Police:</b>							<b>395.50</b>	
Industrial Steam Cleaning Of Chicago		2022-CHI10055	DFC	Chemically clean exhaust and hood	10/10/2022		795.00	
<b>Detail Description</b>				<b>Detail Account</b>		<b>Accounting Percent</b>		<b>Detail Amount</b>
Chemically clean the exhaust system and hood				20 E 2540 3230 00 300 000000		100.0000%		795.00
<b>Total for Industrial Steam Cleaning Of Chicago:</b>							<b>795.00</b>	
Industrial Steam Cleaning Of Chicago		2022-CHI10056	DFC	Clean the exhaust system and hoods	10/10/2022		795.00	
<b>Detail Description</b>				<b>Detail Account</b>		<b>Accounting Percent</b>		<b>Detail Amount</b>
Clean the exhaust system and hoods				20 E 2540 3900 00 302 000000		100.0000%		795.00
<b>Total for Industrial Steam Cleaning Of Chicago:</b>							<b>1,590.00</b>	
JJC Family Restaurants		Poms competition	DFC	Food for Poms competition	11/09/2022		215.00	
<b>Detail Description</b>				<b>Detail Account</b>		<b>Accounting Percent</b>		<b>Detail Amount</b>
Food for competition				11 E 1999 4100 30 300 910025		100.0000%		215.00
<b>Total for JJC Family Restaurants:</b>							<b>215.00</b>	
J-M Printers Inc.		163175P	DFC	Activity passes	08/03/2022		130.50	
<b>Detail Description</b>				<b>Detail Account</b>		<b>Accounting Percent</b>		<b>Detail Amount</b>
Activity passes				10 E 2310 4100 00 300 000000		100.0000%		130.50
<b>Total for J-M Printers Inc.:</b>							<b>130.50</b>	
Joliet Central High School	1032300190	1/14/23 Invoice	DFC	WR B JV - Wrestling Quadrangular 1/14/23	10/14/2022		100.00	
<b>Detail Description</b>				<b>Detail Account</b>		<b>Accounting Percent</b>		<b>Detail Amount</b>
WR B JV - Wrestling Quadrangular 1/14/23 \$100				10 E 1500 3900 30 300 000000		100.0000%		100.00
<b>Total for Joliet Central High School:</b>							<b>100.00</b>	

## Invoice Listing

COUNTY OF GRUNDY SCHOOL DIST 111

Vendor	PO Number	Invoice Number	Batch	Description	Invoice Date	Check Number	Net Amount
Joliet West High School	1032300191	11/14 Invite	DFC	BB G V WJOL Tournament 11/14/22 BB B FR B Thanksgiving Classic 11/23/22 BB B FR A Thanksgiving Classic 11/25/22 GBOWL V Invitational 12/3/22	11/14/2022		250.00
<b>Detail Description</b>				<b>Detail Account</b>	<b>Accounting Percent</b>		<b>Detail Amount</b>
BB B FR B Thanksgiving Classic 11/23/22 \$215				10 E 1500 3900 30 300 000000	100.0000%		250.00
BB B FR A Thanksgiving Classic 11/25/22 \$215							
GBOWL V Invitational 12/3/22 \$210							113
BB G WJOL Tournament 11/14/22 \$250							
Joliet West High School	1032300191	11/23 Invite	DFC	BB G V WJOL Tournament 11/14/22 BB B FR B Thanksgiving Classic 11/23/22 BB B FR A Thanksgiving Classic 11/25/22 GBOWL V Invitational 12/3/22	10/14/2022		215.00
<b>Detail Description</b>				<b>Detail Account</b>	<b>Accounting Percent</b>		<b>Detail Amount</b>
BB B FR B Thanksgiving Classic 11/23/22 \$215				10 E 1500 3900 30 300 000000	100.0000%		215.00
BB B FR A Thanksgiving Classic 11/25/22 \$215							
GBOWL V Invitational 12/3/22 \$210							
BB G WJOL Tournament 11/14/22 \$250							
Joliet West High School	1032300191	11/25 Invite	DFC	BB G V WJOL Tournament 11/14/22 BB B FR B Thanksgiving Classic 11/23/22 BB B FR A Thanksgiving Classic 11/25/22 GBOWL V Invitational 12/3/22	10/14/2022		215.00
<b>Detail Description</b>				<b>Detail Account</b>	<b>Accounting Percent</b>		<b>Detail Amount</b>
BB B FR B Thanksgiving Classic 11/23/22 \$215				10 E 1500 3900 30 300 000000	100.0000%		215.00
BB B FR A Thanksgiving Classic 11/25/22 \$215							
GBOWL V Invitational 12/3/22 \$210							
BB G WJOL Tournament 11/14/22 \$250							

## Invoice Listing

COUNTY OF GRUNDY SCHOOL DIST 111

Vendor	PO Number	Invoice Number	Batch	Description	Invoice Date	Check Number	Net Amount
Joliet West High School	1032300191	12/3 Invite	DFC	BB G V WJOL Tournament 11/14/22 BB B FR B Thanksgiving Classic 11/23/22 BB B FR A Thanksgiving Classic 11/25/22 GBOWL V Invitational 12/3/22	10/14/2022		210.00
<b>Detail Description</b>				<b>Detail Account</b>	<b>Accounting Percent</b>		<b>Detail Amount</b>
BB B FR B Thanksgiving Classic 11/23/22 \$215				10 E 1500 3900 30 300 000000	100.0000%		210.00
BB B FR A Thanksgiving Classic 11/25/22 \$215							
GBOWL V Invitational 12/3/22 \$210							114
BB G WJOL Tournament 11/14/22 \$250							
Joliet West High School	1032300255	Cheer contract	DFC	Cheerleading Contract for Interscholastic Athletic Contests	11/07/2022		250.00
<b>Detail Description</b>				<b>Detail Account</b>	<b>Accounting Percent</b>		<b>Detail Amount</b>
Cheerleading Contract for Interscholastic Athletic Contests				10 E 1500 3900 30 300 000000	100.0000%		250.00
<b>Total for Joliet West High School:</b>							<b>1,140.00</b>
Jones, Jennifer		Parking Permit Refund	DFC	Parking Permit Refund	10/27/2022		115.00
<b>Detail Description</b>				<b>Detail Account</b>	<b>Accounting Percent</b>		<b>Detail Amount</b>
Parking Permit Refund				10 R 1724 0000 00 000 000000	100.0000%		115.00
<b>Total for Jones, Jennifer:</b>							<b>115.00</b>
Jostens	1002300022	29110930	DFC	Diplomas	08/31/2022		17.95
<b>Detail Description</b>				<b>Detail Account</b>	<b>Accounting Percent</b>		<b>Detail Amount</b>
Invoice for Diplomas				10 E 2410 4100 00 300 000002	100.0000%		17.95
Jostens	1002300022	29128444	DFC	Diplomas	09/07/2022		13.95
<b>Detail Description</b>				<b>Detail Account</b>	<b>Accounting Percent</b>		<b>Detail Amount</b>
Invoice for Diplomas				10 E 2410 4100 00 300 000002	100.0000%		13.95
<b>Total for Jostens:</b>							<b>31.90</b>
Junior Library Guild		632450	DFC	Books for Library	11/03/2022		3,202.44
<b>Detail Description</b>				<b>Detail Account</b>	<b>Accounting Percent</b>		<b>Detail Amount</b>
JLG book subscription renewal				10 E 2222 4300 00 300 000000	100.0000%		3,202.44
Junior Library Guild		632709	DFC	JLG Book Renewal subscription	11/03/2022		2,788.24
<b>Detail Description</b>				<b>Detail Account</b>	<b>Accounting Percent</b>		<b>Detail Amount</b>
JLG Book Renewal Subscription				10 E 2222 4300 00 300 000000	100.0000%		2,788.24
<b>Total for Junior Library Guild:</b>							<b>5,990.68</b>

## Invoice Listing

COUNTY OF GRUNDY SCHOOL DIST 111

Vendor	PO Number	Invoice Number	Batch	Description	Invoice Date	Check Number	Net Amount
Kaczanko, Katie		Poms official	DFC	Poms official	11/09/2022		400.00
<b>Detail Description</b>		<b>Detail Account</b>		<b>Accounting Percent</b>		<b>Detail Amount</b>	
Official		11 E 1999 4100 30 300 910025		100.0000%		400.00	
<b>Total for Kaczanko, Katie:</b>						<b>400.00</b>	
Kennicott Brothers	1092300009	136448218	DFC	OPEN PO 22/23	09/12/2022		567.35
<b>Detail Description</b>		<b>Detail Account</b>		<b>Accounting Percent</b>		<b>Detail Amount</b>	
OPEN PO 22/23		10 E 1401 4100 01 300 000000		100.0000%		567.35	
Kennicott Brothers	1092300009	136471472	DFC	OPEN PO 22/23	10/10/2022		84.89
<b>Detail Description</b>		<b>Detail Account</b>		<b>Accounting Percent</b>		<b>Detail Amount</b>	
OPEN PO 22/23		10 E 1401 4100 01 300 000000		100.0000%		84.89	
Kennicott Brothers	1092300009	502619088	DFC	OPEN PO 22/23	10/21/2022		204.86
<b>Detail Description</b>		<b>Detail Account</b>		<b>Accounting Percent</b>		<b>Detail Amount</b>	
OPEN PO 22/23		10 E 1401 4100 01 300 000000		100.0000%		204.86	
<b>Total for Kennicott Brothers:</b>						<b>857.10</b>	
Key Government Finance		4892273	DFC	Bus contract 1800126438	10/31/2022		26,840.31
<b>Detail Description</b>		<b>Detail Account</b>		<b>Accounting Percent</b>		<b>Detail Amount</b>	
Bus contract 1800126438		40 E 2550 3200 00 000 000000		100.0000%		26,840.31	
<b>Total for Key Government Finance:</b>						<b>26,840.31</b>	
Kimball Midwest		100425761	DFC	Transportation Supplies	10/25/2022		1,682.27
<b>Detail Description</b>		<b>Detail Account</b>		<b>Accounting Percent</b>		<b>Detail Amount</b>	
Transportation Supplies		40 E 2552 4100 00 300 000001		100.0000%		1,682.27	
Kimball Midwest		100434174	DFC	Building Supplies	10/27/2022		22.30
<b>Detail Description</b>		<b>Detail Account</b>		<b>Accounting Percent</b>		<b>Detail Amount</b>	
Building Supplies		20 E 2540 4100 00 300 000000		100.0000%		22.30	
Kimball Midwest		100439445	DFC	Fuse Block	10/31/2022		122.01
<b>Detail Description</b>		<b>Detail Account</b>		<b>Accounting Percent</b>		<b>Detail Amount</b>	
Fuse Block		20 E 2540 4100 00 300 000000		100.0000%		122.01	
Kimball Midwest		100441832	DFC	Tape	10/31/2022		77.00
<b>Detail Description</b>		<b>Detail Account</b>		<b>Accounting Percent</b>		<b>Detail Amount</b>	
Tape		20 E 2540 4100 00 300 000000		100.0000%		77.00	

## Invoice Listing

COUNTY OF GRUNDY SCHOOL DIST 111

Vendor	PO Number	Invoice Number	Batch	Description	Invoice Date	Check Number	Net Amount	
Kimball Midwest		100466667	DFC	Supplies	11/07/2022		107.88	
<b>Detail Description</b>				<b>Detail Account</b>		<b>Accounting Percent</b>		<b>Detail Amount</b>
Supplies				20 E 2540 4100 00 300 000000		100.0000%		107.88
<b>Total for Kimball Midwest:</b>							<b>2,011.46</b>	
KnowBe4	1022300041	INV217563	DFC	KnowBe4 Phishing Software and Phish ER Software for 22-23 School Year.	10/27/2022		7,020.00	
<b>Detail Description</b>				<b>Detail Account</b>		<b>Accounting Percent</b>		<b>Detail Amount</b>
KnowBe4 Phishing Software				10 E 2225 4700 00 300 000000		100.0000%		3,802.50
Phish ER Software				10 E 2225 4700 00 300 000000		100.0000%		3,217.50
<b>Total for KnowBe4:</b>							<b>7,020.00</b>	
Krueger International, Inc.	0002300018	14443456	DFC	Cafeteria Chairs	10/14/2022		5,313.00	
<b>Detail Description</b>				<b>Detail Account</b>		<b>Accounting Percent</b>		<b>Detail Amount</b>
Intellect Wave Cantilever Chair, Large				20 E 2540 4100 00 302 000000		100.0000%		4,830.00
Material & Commodity Surcharge				20 E 2540 4100 00 302 000000		100.0000%		483.00
<b>Total for Krueger International, Inc.:</b>							<b>5,313.00</b>	
Lалlos Bar & Grill		1230313	DFC	Food for Poms competition	11/09/2022		1,695.75	
<b>Detail Description</b>				<b>Detail Account</b>		<b>Accounting Percent</b>		<b>Detail Amount</b>
Food for Comptition				11 E 1999 4100 30 300 910025		100.0000%		1,695.75
<b>Total for Lалlos Bar &amp; Grill:</b>							<b>1,695.75</b>	
Landstrom, Karolyn		Curriculum Reimb	DFC	Curriculum for ESL Dept	10/18/2022		27.23	
<b>Detail Description</b>				<b>Detail Account</b>		<b>Accounting Percent</b>		<b>Detail Amount</b>
ESL Curriculum				10 E 1130 4100 06 300 000000		100.0000%		27.23
<b>Total for Landstrom, Karolyn:</b>							<b>27.23</b>	
Learnwell		INV112066	DFC	Tutoring	09/23/2022		112.22	
<b>Detail Description</b>				<b>Detail Account</b>		<b>Accounting Percent</b>		<b>Detail Amount</b>
Tutoring				10 E 1200 6700 00 300 000002		100.0000%		112.22
Learnwell		INV112067	DFC	Tutoring	09/23/2022		523.69	
<b>Detail Description</b>				<b>Detail Account</b>		<b>Accounting Percent</b>		<b>Detail Amount</b>
Tutoring				10 E 1200 6700 00 300 000002		100.0000%		523.69
Learnwell		INV112749	DFC	Tutoring	09/30/2022		299.26	
<b>Detail Description</b>				<b>Detail Account</b>		<b>Accounting Percent</b>		<b>Detail Amount</b>
Tutoring				10 E 1200 6700 00 300 000002		100.0000%		299.26

## Invoice Listing

COUNTY OF GRUNDY SCHOOL DIST 111

Vendor	PO Number	Invoice Number	Batch	Description	Invoice Date	Check Number	Net Amount
Learnwell		INV112750	DFC	Tutoring	09/30/2022		299.26
<b>Detail Description</b>				<b>Detail Account</b>		<b>Accounting Percent</b>	<b>Detail Amount</b>
Tutoring				10 E 1200 6700 00 300 000002		100.0000%	299.26
Learnwell		INV113447	DFC	Hospital Tutoring	10/07/2022		448.89
<b>Detail Description</b>				<b>Detail Account</b>		<b>Accounting Percent</b>	<b>Detail Amount</b>
Hospital Tutoring				10 E 1200 6700 00 300 000002		100.0000%	448.89
Learnwell		INV113448	DFC	Hospital Tutoring	10/07/2022		74.81
<b>Detail Description</b>				<b>Detail Account</b>		<b>Accounting Percent</b>	<b>Detail Amount</b>
Hospital Tutoring				10 E 1200 6700 00 300 000002		100.0000%	74.81
Learnwell		INV114417	DFC	Hospital Tutoring	10/14/2022		598.52
<b>Detail Description</b>				<b>Detail Account</b>		<b>Accounting Percent</b>	<b>Detail Amount</b>
Hospital Tutoring				10 E 1200 6700 00 300 000002		100.0000%	598.52
Learnwell		INV114418	DFC	Hospital Tutoring	10/14/2022		598.52
<b>Detail Description</b>				<b>Detail Account</b>		<b>Accounting Percent</b>	<b>Detail Amount</b>
Hospital Tutoring				10 E 1200 6700 00 300 000002		100.0000%	598.52
Learnwell		INV114973	DFC	Hospital Tutoring	10/21/2022		523.70
<b>Detail Description</b>				<b>Detail Account</b>		<b>Accounting Percent</b>	<b>Detail Amount</b>
Hospital Tutoring				10 E 1200 6700 00 300 000002		100.0000%	523.70
Learnwell		INV114974	DFC	Hospital Tutoring	10/21/2022		374.07
<b>Detail Description</b>				<b>Detail Account</b>		<b>Accounting Percent</b>	<b>Detail Amount</b>
Hospital Tutoring				10 E 1200 6700 00 300 000002		100.0000%	374.07
<b>Total for Learnwell:</b>							<b>3,852.94</b>
Lincoln-Way Central High School	1032300192	1/13/23 Invite	DFC	BB G FR A L/W Central Tournament 11/17/22 BB G JV L/W Central Tournament 11/17/22 WR B JV L/W Central - Ryan Burke Tournament 12/17/22 WR B V Illini Classic 1/13/23	10/14/2022		385.00
<b>Detail Description</b>				<b>Detail Account</b>		<b>Accounting Percent</b>	<b>Detail Amount</b>
BB G FR A L/W Central Tournament 11/17/22 \$225 BB G JV L/W Central Tournament 11/17/22 \$225 WR B JV L/W Central - Ryan Burke Tournament 12/17/22 \$425 WR B V Illini Classic 1/13/23 \$385				10 E 1500 3900 30 300 000000		100.0000%	385.00

## Invoice Listing

COUNTY OF GRUNDY SCHOOL DIST 111

Vendor	PO Number	Invoice Number	Batch	Description	Invoice Date	Check Number	Net Amount
Lincoln-Way Central High School	1032300192	11/17 Invite	DFC	BB G FR A L/W Central Tournament 11/17/22 BB G JV L/W Central Tournament 11/17/22 WR B JV L/W Central - Ryan Burke Tournament 12/17/22 WR B V Illini Classic 1/13/23	10/14/2022		450.00
<b>Detail Description</b>				<b>Detail Account</b>	<b>Accounting Percent</b>		<b>Detail Amount</b>
BB G FR A L/W Central Tournament 11/17/22 \$225				10 E 1500 3900 30 300 000000	100.0000%		450.00
BB G JV L/W Central Tournament 11/17/22 \$225							118
WR B JV L/W Central - Ryan Burke Tournament 12/17/22 \$425							
WR B V Illini Classic 1/13/23 \$385							
Lincoln-Way Central High School	1032300192	12/17 Invite	DFC	BB G FR A L/W Central Tournament 11/17/22 BB G JV L/W Central Tournament 11/17/22 WR B JV L/W Central - Ryan Burke Tournament 12/17/22 WR B V Illini Classic 1/13/23	10/14/2022		425.00
<b>Detail Description</b>				<b>Detail Account</b>	<b>Accounting Percent</b>		<b>Detail Amount</b>
BB G FR A L/W Central Tournament 11/17/22 \$225				10 E 1500 3900 30 300 000000	100.0000%		425.00
BB G JV L/W Central Tournament 11/17/22 \$225							
WR B JV L/W Central - Ryan Burke Tournament 12/17/22 \$425							
WR B V Illini Classic 1/13/23 \$385							
<b>Total for Lincoln-Way Central High School:</b>							<b>1,260.00</b>
Lincoln-Way East High School	1032300257	Cheer Contests	DFC	Cheerleading Interscholastic Athletic Contests	11/07/2022		225.00
<b>Detail Description</b>				<b>Detail Account</b>	<b>Accounting Percent</b>		<b>Detail Amount</b>
Cheerleading Interscholastic Athletic Contests				10 E 1500 3900 30 300 000000	100.0000%		225.00
<b>Total for Lincoln-Way East High School:</b>							<b>225.00</b>
Lincoln-Way West	1032300193	12/10 Invite	DFC	BB B FR A & B Tournament 12/10/22	10/14/2022		375.00
<b>Detail Description</b>				<b>Detail Account</b>	<b>Accounting Percent</b>		<b>Detail Amount</b>
BB B FR A & B Tournament 12/10/22 \$375				10 E 1500 3900 30 300 000000	100.0000%		375.00
<b>Total for Lincoln-Way West:</b>							<b>375.00</b>

## Invoice Listing

COUNTY OF GRUNDY SCHOOL DIST 111

Vendor	PO Number	Invoice Number	Batch	Description	Invoice Date	Check Number	Net Amount
Listello, Christine B		Supplies Reimb	DFC	Supplies for clay projects and Sculpture Class	10/04/2022		482.10
<b>Detail Description</b>		<b>Detail Account</b>		<b>Accounting Percent</b>		<b>Detail Amount</b>	
lidded containers for project storage		10 E 1130 4100 02 300 000000		100.0000%		482.10	
<b>Total for Listello, Christine B:</b>						<b>482.10</b>	
Mangun, Mary Beth		Movie Night Reach	DFC	Movie Night Reach Chaperone	10/25/2022		66.00
<b>Detail Description</b>		<b>Detail Account</b>		<b>Accounting Percent</b>		<b>Detail Amount</b>	
Movie Night Reach Chaperone		10 E 1500 1300 70 300 000003		100.0000%		66.00	
<b>Total for Mangun, Mary Beth:</b>						<b>66.00</b>	
Marino, Matthew J, Sr		Dunkin Reimbursement	DFC	Dunkin Donuts reimbursement	09/03/2022		63.36
<b>Detail Description</b>		<b>Detail Account</b>		<b>Accounting Percent</b>		<b>Detail Amount</b>	
Coach hospitality table for Minooka Girls' Tennis Invite		11 E 1999 4100 30 300 910020		100.0000%		63.36	
<b>Total for Marino, Matthew J, Sr:</b>						<b>63.36</b>	
McHs Band Boosters		Football Stadium Cleanup	DFC	Football Stadium Cleanup	09/16/2022		250.00
<b>Detail Description</b>		<b>Detail Account</b>		<b>Accounting Percent</b>		<b>Detail Amount</b>	
Football Stadium Cleanup		10 E 1500 3000 70 300 000013		100.0000%		250.00	
<b>Total for McHs Band Boosters:</b>						<b>250.00</b>	
McHs P-Card		11/5/22 Statement	DFC	11/5/22 Statement	11/05/2022		199.14
<b>Detail Description</b>		<b>Detail Account</b>		<b>Accounting Percent</b>		<b>Detail Amount</b>	
Pizza for Volleyball		11 E 1999 4100 30 300 910022		100.0000%		199.14	
McHs P-Card		177738	DFC	Illinois state volleyball game	11/05/2022		125.00
<b>Detail Description</b>		<b>Detail Account</b>		<b>Accounting Percent</b>		<b>Detail Amount</b>	
Illinois state volleyball game		11 E 1999 4100 30 300 910022		100.0000%		125.00	

## Invoice Listing

COUNTY OF GRUNDY SCHOOL DIST 111

Vendor	PO Number	Invoice Number	Batch	Description	Invoice Date	Check Number	Net Amount
McHs P-Card	1042300021	11/5/22 Statement	DFC	October P-Card Board	11/05/2022		2,672.11
Detail Description		Detail Account		Accounting Percent	Detail Amount		
PayPal Office Oxygen			11 E 1999 4100 70 300 900001	100.0000%	207.89		
Amazon			11 E 1999 4100 70 300 900001	100.0000%	50.94		
Paypal Office Oxygen			11 E 1999 4100 70 300 900001	100.0000%	243.36		
WRS			11 E 1999 4100 70 300 900044	100.0000%	70.23		
Amazon			11 E 1999 4100 70 300 900048	100.0000%	4.87		
Amazon			11 E 1999 4100 70 300 900048	100.0000%	250.18		
Amazon			11 E 1999 4100 70 300 900048	100.0000%	163.48		
Amazon			11 E 1999 4100 70 300 900001	100.0000%	36.58		
Amazon			11 E 1999 4100 70 300 900048	100.0000%	44.99		
Big Frog			11 E 1999 4100 70 300 900001	100.0000%	195.00		
Amazon			11 E 1999 4100 70 300 900048	100.0000%	25.56		
Amazon			11 E 1999 4100 70 300 900001	100.0000%	14.47		
Amazon			11 E 1999 4100 70 300 900048	100.0000%	49.11		
Amazon			11 E 1999 4100 70 300 900048	100.0000%	55.77		
Amazon			11 E 1999 4100 70 300 900048	100.0000%	13.96		
Amazon			11 E 1999 4100 70 300 900048	100.0000%	18.79		
Amazon			11 E 1999 4100 70 300 900048	100.0000%	4.23		
Amazon			11 E 1999 4100 70 300 900001	100.0000%	155.96		
Portillos			11 E 1999 4100 70 300 900001	100.0000%	11.58		
GFS			11 E 1999 4100 70 300 900040	100.0000%	311.87		
Amazon			11 E 1999 4100 70 300 900001	100.0000%	28.04		
Amazon			11 E 1999 4100 70 300 900001	100.0000%	21.98		
Walgreens			11 E 1999 4100 70 300 900001	100.0000%	25.99		
Amazon			11 E 1999 4100 70 300 900048	100.0000%	29.79		
Amazon			11 E 1999 4100 70 300 900048	100.0000%	20.00		
Dunkin			11 E 1999 4100 70 300 900048	100.0000%	77.52		
Starbucks			11 E 1999 4100 70 300 900048	100.0000%	10.00		
Blue Robotics			11 E 1999 4100 70 300 900050	100.0000%	413.85		
Amazon			11 E 1999 4100 70 300 900001	100.0000%	31.96		
Amazon			11 E 1999 4100 70 300 900001	100.0000%	31.96		
Amazon			11 E 1999 4100 70 300 900001	100.0000%	52.20		

## Invoice Listing

COUNTY OF GRUNDY SCHOOL DIST 111

Vendor	PO Number	Invoice Number	Batch	Description	Invoice Date	Check Number	Net Amount
McHs P-Card	2032300039	2983480	DFC	Cheerleading Team Bonding	11/05/2022		1,215.00
<b>Detail Description</b>				<b>Detail Account</b>		<b>Accounting Percent</b>	<b>Detail Amount</b>
Cheerleading Team Bonding (Purchase on P-Card)				11 E 1999 4100 30 300 910012		100.0000%	1,215.00
<b>Total for McHs P-Card:</b>							<b>4,211.25</b>
Menards		87129	DFC	Supplies	10/06/2022		466.61
<b>Detail Description</b>				<b>Detail Account</b>		<b>Accounting Percent</b>	<b>Detail Amount</b>
Supplies				20 E 2540 4100 00 300 000000		100.0000%	466.61
Menards		87525	DFC	Supplies	10/12/2022		154.70
<b>Detail Description</b>				<b>Detail Account</b>		<b>Accounting Percent</b>	<b>Detail Amount</b>
Supplies				20 E 2540 4100 00 302 000000		100.0000%	154.70
Menards		87632	DFC	Supplies	10/13/2022		4.78
<b>Detail Description</b>				<b>Detail Account</b>		<b>Accounting Percent</b>	<b>Detail Amount</b>
Kitchen supplies				10 E 2560 4100 00 300 000000		100.0000%	4.78
Menards		87875	DFC	Supplies	10/17/2022		33.84
<b>Detail Description</b>				<b>Detail Account</b>		<b>Accounting Percent</b>	<b>Detail Amount</b>
Supplies				20 E 2540 4100 00 302 000000		100.0000%	33.84
Menards		88217	DFC	Supplies	11/03/2022		69.74
<b>Detail Description</b>				<b>Detail Account</b>		<b>Accounting Percent</b>	<b>Detail Amount</b>
Supplies				20 E 2540 4100 00 302 000000		100.0000%	69.74
Menards		88419	DFC	Supplies	10/24/2022		171.80
<b>Detail Description</b>				<b>Detail Account</b>		<b>Accounting Percent</b>	<b>Detail Amount</b>
Supplies				20 E 2540 4100 00 302 000000		100.0000%	171.80
Menards		89117	DFC	Supplies	11/02/2022		161.12
<b>Detail Description</b>				<b>Detail Account</b>		<b>Accounting Percent</b>	<b>Detail Amount</b>
Supplies				20 E 2540 4100 00 302 000000		100.0000%	161.12
Menards		89573	DFC	Supplies	11/08/2022		120.94
<b>Detail Description</b>				<b>Detail Account</b>		<b>Accounting Percent</b>	<b>Detail Amount</b>
Supplies				20 E 2540 4100 00 302 000000		100.0000%	120.94
<b>Total for Menards:</b>							<b>1,183.53</b>
Meyer Laboratory, Inc.		862109-IN	DFC	Paper bags	10/24/2022		61.33
<b>Detail Description</b>				<b>Detail Account</b>		<b>Accounting Percent</b>	<b>Detail Amount</b>
Paper bags				20 E 2540 4100 00 300 000000		100.0000%	61.33
<b>Total for Meyer Laboratory, Inc.:</b>							<b>61.33</b>

## Invoice Listing

COUNTY OF GRUNDY SCHOOL DIST 111

Vendor	PO Number	Invoice Number	Batch	Description	Invoice Date	Check Number	Net Amount
Micetich, Nick		Fall 2022 Tuition Reimb	DFC	REAL 612 - Educating for Character	10/21/2022		555.00
<b>Detail Description</b>				<b>Detail Account</b>		<b>Accounting Percent</b>	<b>Detail Amount</b>
REAL 612 - Educating for Character				10 E 1130 2300 00 300 000000		100.0000%	555.00
<b>Total for Micetich, Nick:</b>							<b>555.00</b>
Midwest Bus Sales		C050056872:01	DFC	Bus Supplies	09/27/2022		35.92
<b>Detail Description</b>				<b>Detail Account</b>		<b>Accounting Percent</b>	<b>Detail Amount</b>
Bus 125 Supplies				40 E 2552 4100 00 300 000001		100.0000%	35.92
Midwest Bus Sales		C050056933:01	DFC	Bus Supplies	09/30/2022		202.05
<b>Detail Description</b>				<b>Detail Account</b>		<b>Accounting Percent</b>	<b>Detail Amount</b>
Bus supplies				40 E 2552 4100 00 300 000001		100.0000%	202.05
Midwest Bus Sales		C050057396:01	DFC	Transportation supplies	11/01/2022		125.04
<b>Detail Description</b>				<b>Detail Account</b>		<b>Accounting Percent</b>	<b>Detail Amount</b>
Transportation supplies				40 E 2552 4100 00 300 000001		100.0000%	125.04
<b>Total for Midwest Bus Sales:</b>							<b>363.01</b>
Midwest Truckers Assoc.		18604	DFC	Annual Drug Testing	10/20/2022		3,403.00
<b>Detail Description</b>				<b>Detail Account</b>		<b>Accounting Percent</b>	<b>Detail Amount</b>
Annual Drug Testing				40 E 2550 3100 00 300 000000		100.0000%	3,403.00
<b>Total for Midwest Truckers Assoc.:</b>							<b>3,403.00</b>
Militello, Beth A		Bob's Contract	DFC	Robert Militello's Contract	11/10/2022		26,464.64
<b>Detail Description</b>				<b>Detail Account</b>		<b>Accounting Percent</b>	<b>Detail Amount</b>
Robert Militello's Contract				20 E 2540 1100 00 300 000001		100.0000%	26,464.64
<b>Total for Militello, Beth A:</b>							<b>26,464.64</b>
Minooka Activities		Football Stadium Cleanup	DFC	Dance Football Stadium Cleanup	10/07/2022		700.00
<b>Detail Description</b>				<b>Detail Account</b>		<b>Accounting Percent</b>	<b>Detail Amount</b>
Dance Football Stadium Cleanup				10 E 1500 3000 70 300 000013		100.0000%	700.00
<b>Total for Minooka Activities:</b>							<b>700.00</b>

## Invoice Listing

COUNTY OF GRUNDY SCHOOL DIST 111

Vendor	PO Number	Invoice Number	Batch	Description	Invoice Date	Check Number	Net Amount
Minooka CCSD #201		161	DFC	September services	11/07/2022		2,032.04
<b>Detail Description</b>		<b>Detail Account</b>		<b>Accounting Percent</b>		<b>Detail Amount</b>	
AT&T		40 E 2550 3400 00 300 000000		100.0000%		5.70	
NiCor		40 E 2552 4650 00 300 000000		100.0000%		197.68	
Peerless		40 E 2550 3400 00 300 000000		100.0000%		33.35	
Waste Management		40 E 2550 3210 00 300 000000		100.0000%		598.00	
Dynegy		40 E 2552 4660 00 300 000000		100.0000%		307.37	
Harmonic Design		40 E 2552 4100 00 300 000001		100.0000%		85.00	
Portable John		40 E 2552 4100 00 300 000000		100.0000%		85.94	
Quench		40 E 2550 3700 00 300 000000		100.0000%		30.00	
Quench		40 E 2550 3700 00 300 000000		100.0000%		30.00	
2 Secure		40 E 2552 4100 00 300 000000		100.0000%		655.00	
<b>Total for Minooka CCSD #201:</b>						<b>2,032.04</b>	
Minooka Choir Boosters		Football Stadium Cleanup	DFC	Football Stadium Cleanup	08/26/2022		250.00
<b>Detail Description</b>		<b>Detail Account</b>		<b>Accounting Percent</b>		<b>Detail Amount</b>	
Football Stadium Cleanup		10 E 1500 3000 70 300 000013		100.0000%		250.00	
<b>Total for Minooka Choir Boosters:</b>						<b>250.00</b>	
Minooka Fire Protection District		141	DFC	9/23 Dedicated Ambulance/Paramedics	10/26/2022		956.52
<b>Detail Description</b>		<b>Detail Account</b>		<b>Accounting Percent</b>		<b>Detail Amount</b>	
9/23 Dedicated Ambulance /Paramedics		10 E 1500 3000 30 300 000015		100.0000%		956.52	
Minooka Fire Protection District		142	DFC	9/30 Dedicated Ambulance /Paramedics	09/30/2022		926.52
<b>Detail Description</b>		<b>Detail Account</b>		<b>Accounting Percent</b>		<b>Detail Amount</b>	
9/30 Dedicated Ambulance /Paramedics		10 E 1500 3000 30 300 000015		100.0000%		926.52	
Minooka Fire Protection District		143	DFC	10/7 Dedicated Ambulance /Paramedics	10/07/2022		926.52
<b>Detail Description</b>		<b>Detail Account</b>		<b>Accounting Percent</b>		<b>Detail Amount</b>	
10/7 Dedicated Ambulance /Paramedics		10 E 1500 3000 30 300 000015		100.0000%		926.52	
Minooka Fire Protection District		145	DFC	9/16 Dedicated Ambulance /Paramedics	10/26/2022		956.52
<b>Detail Description</b>		<b>Detail Account</b>		<b>Accounting Percent</b>		<b>Detail Amount</b>	
9/16 Dedicated Ambulance /Paramedics		10 E 1500 3000 30 300 000015		100.0000%		956.52	

## Invoice Listing

COUNTY OF GRUNDY SCHOOL DIST 111

Vendor	PO Number	Invoice Number	Batch	Description	Invoice Date	Check Number	Net Amount
Minooka Fire Protection District		146	DFC	9/14 Dedicated Ambulance /Paramedics	09/14/2022		956.52
<b>Detail Description</b>		<b>Detail Account</b>		<b>Accounting Percent</b>		<b>Detail Amount</b>	
9/14 Dedicated Ambulance /Paramedics		10 E 1500 4100 30 300 000018		100.0000%		956.52	
<b>Total for Minooka Fire Protection District:</b>							<b>4,722.60</b>
Minooka Grain Lumber & Sup.		263080	DFC	Safe Lime	10/13/2022		489.65
<b>Detail Description</b>		<b>Detail Account</b>		<b>Accounting Percent</b>		<b>Detail Amount</b>	
Safe Lime		20 E 2540 4100 00 300 000001		100.0000%		489.65	
Minooka Grain Lumber & Sup.		263103	DFC	Supplies	10/17/2022		324.00
<b>Detail Description</b>		<b>Detail Account</b>		<b>Accounting Percent</b>		<b>Detail Amount</b>	
Supplies		20 E 2540 4100 00 302 000000		100.0000%		324.00	
Minooka Grain Lumber & Sup.		263210	DFC	Supplies	10/28/2022		93.45
<b>Detail Description</b>		<b>Detail Account</b>		<b>Accounting Percent</b>		<b>Detail Amount</b>	
Supplies		20 E 2540 4100 00 300 000000		100.0000%		93.45	
Minooka Grain Lumber & Sup.		263229	DFC	Rags in a box	10/26/2022		25.98
<b>Detail Description</b>		<b>Detail Account</b>		<b>Accounting Percent</b>		<b>Detail Amount</b>	
Rags in a box		20 E 2540 4100 00 300 000000		100.0000%		25.98	
Minooka Grain Lumber & Sup.	1092300006	263305	DFC	OPEN PO 22/23	11/01/2022		101.40
<b>Detail Description</b>		<b>Detail Account</b>		<b>Accounting Percent</b>		<b>Detail Amount</b>	
OPEN PO 22/23		10 E 1400 4100 10 300 000001		100.0000%		101.40	
<b>Total for Minooka Grain Lumber &amp; Sup.:</b>							<b>1,034.48</b>
Moore Glass		I221071	DFC	Bus 27 Windshield	10/04/2022		497.00
<b>Detail Description</b>		<b>Detail Account</b>		<b>Accounting Percent</b>		<b>Detail Amount</b>	
Bus 27 Windshield		40 E 2554 3230 00 300 000000		100.0000%		497.00	
Moore Glass		I221125	DFC	Bus 61 Windshield repair	10/19/2022		425.00
<b>Detail Description</b>		<b>Detail Account</b>		<b>Accounting Percent</b>		<b>Detail Amount</b>	
Bus 61 Windshield repair		40 E 2554 3230 00 300 000000		100.0000%		425.00	

## Invoice Listing

COUNTY OF GRUNDY SCHOOL DIST 111

Vendor	PO Number	Invoice Number	Batch	Description	Invoice Date	Check Number	Net Amount
Moore Glass		I221126	DFC	Bus 53 Windshield repair	10/19/2022		220.00
<b>Detail Description</b>		<b>Detail Account</b>		<b>Accounting Percent</b>		<b>Detail Amount</b>	
Bus 53 Windshield repair		40 E 2554 3230 00 300 000000		100.0000%		220.00	
<b>Total for Moore Glass:</b>							<b>1,142.00</b>
Morris Community High School	1032300194	1/14/22 Invite	DFC	GBOWL V Butterfield Invite 1/14/23	10/14/2022		275.00
<b>Detail Description</b>		<b>Detail Account</b>		<b>Accounting Percent</b>		<b>Detail Amount</b>	
GBOWL V Butterfield Invite 1/14/23 \$275		10 E 1500 3900 30 300 000000		100.0000%		275.00	
<b>Total for Morris Community High School:</b>							<b>275.00</b>
Morris Hospital		00023181-00	DFC	Random drug screenings	09/30/2022		299.00
<b>Detail Description</b>		<b>Detail Account</b>		<b>Accounting Percent</b>		<b>Detail Amount</b>	
Random Drug Screenings		40 E 2550 3100 00 300 000000		100.0000%		299.00	
<b>Total for Morris Hospital:</b>							<b>299.00</b>
Nalepka, Karleen		2022 Reach Chaperone	DFC	2022 Homecoming Dance Reach Chaperone	09/17/2022		120.00
<b>Detail Description</b>		<b>Detail Account</b>		<b>Accounting Percent</b>		<b>Detail Amount</b>	
2022 Homecoming Chaperone		10 E 1500 1300 70 300 000003		100.0000%		120.00	
<b>Total for Nalepka, Karleen:</b>							<b>120.00</b>
Napa Auto Parts		124148	DFC	Transportation Supplies	08/09/2022		89.00
<b>Detail Description</b>		<b>Detail Account</b>		<b>Accounting Percent</b>		<b>Detail Amount</b>	
Transportation Supplies		40 E 2552 4100 00 300 000001		100.0000%		89.00	
Napa Auto Parts		127029	DFC	Van 36 Repair	10/26/2022		254.00
<b>Detail Description</b>		<b>Detail Account</b>		<b>Accounting Percent</b>		<b>Detail Amount</b>	
Van 36 Repair		40 E 2554 3230 00 300 000000		100.0000%		254.00	
Napa Auto Parts		12736	DFC	Transportation supplies	11/03/2022		226.89
<b>Detail Description</b>		<b>Detail Account</b>		<b>Accounting Percent</b>		<b>Detail Amount</b>	
Transportation supplies		40 E 2552 4100 00 300 000001		100.0000%		226.89	
<b>Total for Napa Auto Parts:</b>							<b>569.89</b>
Naperville Central H.S.	1032300195	11/5 Invite	DFC	BBOWL V Baker Invite 11/5/22	10/14/2022		300.00
<b>Detail Description</b>		<b>Detail Account</b>		<b>Accounting Percent</b>		<b>Detail Amount</b>	
BBOWL V Baker Invite 11/5/22 \$300		10 E 1500 3900 30 300 000000		100.0000%		300.00	
<b>Total for Naperville Central H.S.:</b>							<b>300.00</b>

## Invoice Listing

COUNTY OF GRUNDY SCHOOL DIST 111

Vendor	PO Number	Invoice Number	Batch	Description	Invoice Date	Check Number	Net Amount
Naperville Psychiatric Ventures-Linden Oaks Tutoring Service		111-529	DFC	Tutoring	10/31/2022		1,060.80
<b>Detail Description</b>		<b>Detail Account</b>		<b>Accounting Percent</b>		<b>Detail Amount</b>	
Tutoring		10 E 1200 6700 00 300 000002		100.0000%		1,060.80	
Naperville Psychiatric Ventures-Linden Oaks Tutoring Service		111-531	DFC	Tutoring	10/31/2022		873.60
<b>Detail Description</b>		<b>Detail Account</b>		<b>Accounting Percent</b>		<b>Detail Amount</b>	
Tutoring		10 E 1200 6700 00 300 000002		100.0000%		873.60	
Naperville Psychiatric Ventures-Linden Oaks Tutoring Service		111-533	DFC	Tutoring	10/31/2022		998.40
<b>Detail Description</b>		<b>Detail Account</b>		<b>Accounting Percent</b>		<b>Detail Amount</b>	
Tutoring		10 E 1200 6700 00 300 000002		100.0000%		998.40	
Naperville Psychiatric Ventures-Linden Oaks Tutoring Service		111-534	DFC	Tutoring	10/31/2022		62.40
<b>Detail Description</b>		<b>Detail Account</b>		<b>Accounting Percent</b>		<b>Detail Amount</b>	
Tutoring		10 E 1200 6700 00 300 000002		100.0000%		62.40	
Naperville Psychiatric Ventures-Linden Oaks Tutoring Service		111-536	DFC	Tutoring	10/31/2022		748.80
<b>Detail Description</b>		<b>Detail Account</b>		<b>Accounting Percent</b>		<b>Detail Amount</b>	
Tutoring		10 E 1200 6700 00 300 000002		100.0000%		748.80	
Naperville Psychiatric Ventures-Linden Oaks Tutoring Service		111-538	DFC	Tutoring	10/31/2022		374.40
<b>Detail Description</b>		<b>Detail Account</b>		<b>Accounting Percent</b>		<b>Detail Amount</b>	
Tutoring		10 E 1200 6700 00 300 000002		100.0000%		374.40	
Naperville Psychiatric Ventures-Linden Oaks Tutoring Service		111-539	DFC	Tutoring	10/31/2022		124.80
<b>Detail Description</b>		<b>Detail Account</b>		<b>Accounting Percent</b>		<b>Detail Amount</b>	
Tutoring		10 E 1200 6700 00 300 000002		100.0000%		124.80	

## Invoice Listing

COUNTY OF GRUNDY SCHOOL DIST 111

Vendor	PO Number	Invoice Number	Batch	Description	Invoice Date	Check Number	Net Amount
Naperville Psychiatric Ventures-Linden Oaks Tutoring Service		111-540	DFC	Tutoring	10/31/2022		124.80
<b>Detail Description</b>		<b>Detail Account</b>		<b>Accounting Percent</b>		<b>Detail Amount</b>	
Tutoring		10 E 1200 6700 00 300 000002		100.0000%		124.80	
<b>Total for Naperville Psychiatric Ventures-Linden Oaks Tutoring Service:</b>							<b>4,368.00</b>
National Pen Co., LLC		112868758	DFC	Pens for Career Fair	10/14/2022		156.29
<b>Detail Description</b>		<b>Detail Account</b>		<b>Accounting Percent</b>		<b>Detail Amount</b>	
Pens for Career Fair		10 E 2120 4100 00 300 000001		100.0000%		156.29	
<b>Total for National Pen Co., LLC:</b>							<b>156.29</b>
Nealon, James R		Michaels Reimb	DFC	T-shirts for CTE	10/26/2022		101.90
<b>Detail Description</b>		<b>Detail Account</b>		<b>Accounting Percent</b>		<b>Detail Amount</b>	
T-shirts for GIC project		10 E 1400 4100 10 300 000001		100.0000%		101.90	
<b>Total for Nealon, James R:</b>							<b>101.90</b>
Nicor Gas		2785696 10/22	DFC	Services 10/4-11/2	11/03/2022		555.54
<b>Detail Description</b>		<b>Detail Account</b>		<b>Accounting Percent</b>		<b>Detail Amount</b>	
Services 10/4-11/2		20 E 2540 4650 00 300 000000		100.0000%		555.54	
Nicor Gas		3891395 10/22	DFC	Services 10/1-11/1	11/01/2022		917.55
<b>Detail Description</b>		<b>Detail Account</b>		<b>Accounting Percent</b>		<b>Detail Amount</b>	
Services 10/1-11/1		20 E 2540 4650 00 302 000000		100.0000%		917.55	
Nicor Gas		4285587 10/22	DFC	Services 10/1-11/1	11/01/2022		245.44
<b>Detail Description</b>		<b>Detail Account</b>		<b>Accounting Percent</b>		<b>Detail Amount</b>	
Services 10/1-11/1		20 E 2540 4650 00 300 000000		100.0000%		245.44	
Nicor Gas		4874919 10/22	DFC	Services 10/3-11/2	11/03/2022		53.40
<b>Detail Description</b>		<b>Detail Account</b>		<b>Accounting Percent</b>		<b>Detail Amount</b>	
Services 10/3-11/3		20 E 2540 3400 00 301 000000		100.0000%		53.40	
Nicor Gas		513967 10/22	DFC	Services 10/1-11/1	11/01/2022		1,538.52
<b>Detail Description</b>		<b>Detail Account</b>		<b>Accounting Percent</b>		<b>Detail Amount</b>	
Services 10/1-11/1		20 E 2540 4650 00 300 000000		100.0000%		1,538.52	
Nicor Gas		5419427 10/22	DFC	Services 10/3-11/2	11/03/2022		221.38
<b>Detail Description</b>		<b>Detail Account</b>		<b>Accounting Percent</b>		<b>Detail Amount</b>	
Services 10/3-11/2		20 E 2540 4650 00 300 000000		100.0000%		221.38	
<b>Total for Nicor Gas:</b>							<b>3,531.83</b>

## Invoice Listing

COUNTY OF GRUNDY SCHOOL DIST 111

Vendor	PO Number	Invoice Number	Batch	Description	Invoice Date	Check Number	Net Amount
Niles West High School	1032300196	17/723 Invite	DFC	WR B FR Frosh Invite 1/7/23	10/14/2022		225.00
<b>Detail Description</b>				<b>Detail Account</b>		<b>Accounting Percent</b>	<b>Detail Amount</b>
WR B FR Frosh Invite 1/7/23 \$225				10 E 1500 3900 30 300 000000		100.0000%	225.00
<b>Total for Niles West High School:</b>							<b>225.00</b>
Normal Community High School	1032300213	11/26 Invite	DFC	WR G V - NCHS Invite 11/26/22	10/14/2022		100.00
<b>Detail Description</b>				<b>Detail Account</b>		<b>Accounting Percent</b>	<b>Detail Amount</b>
WR G V - NCHS Invite 11/26/22 \$100				10 E 1500 3900 30 300 000000		100.0000%	100.00
<b>Total for Normal Community High School:</b>							<b>100.00</b>
Northern Illinois Steel Supply Co.	1092300004	403347	DFC	OPEN PO 22/23	10/03/2022		1,193.25
<b>Detail Description</b>				<b>Detail Account</b>		<b>Accounting Percent</b>	<b>Detail Amount</b>
Open PO 22/23				10 E 1400 4100 10 302 000001		100.0000%	1,193.25
Northern Illinois Steel Supply Co.	1092300004	403806	DFC	OPEN PO 22/23	10/20/2022		1,491.40
<b>Detail Description</b>				<b>Detail Account</b>		<b>Accounting Percent</b>	<b>Detail Amount</b>
Open PO 22/23				10 E 1400 4100 10 302 000001		100.0000%	1,491.40
<b>Total for Northern Illinois Steel Supply Co.:</b>							<b>2,684.65</b>
Oak Forest High School	1032300256	Cheer contests	DFC	Cheerleading Interscholastic Athletic Contests	11/07/2022		225.00
<b>Detail Description</b>				<b>Detail Account</b>		<b>Accounting Percent</b>	<b>Detail Amount</b>
Cheerleading Interscholastic Athletic Contests				10 E 1500 3900 30 300 000000		100.0000%	225.00
<b>Total for Oak Forest High School:</b>							<b>225.00</b>
Oak Park And River Forest Hs	1032300202	12/3 Invite	DFC	WR B JV - OPRFHS Super Duals 12/3/22	10/14/2022		250.00
<b>Detail Description</b>				<b>Detail Account</b>		<b>Accounting Percent</b>	<b>Detail Amount</b>
WR B JV - OPRFHS Super Duals 12/3/22 \$250				10 E 1500 3900 30 300 000000		100.0000%	250.00
<b>Total for Oak Park And River Forest Hs:</b>							<b>250.00</b>
O'Keefe, Kacey		Poms official	DFC	Poms official	11/09/2022		400.00
<b>Detail Description</b>				<b>Detail Account</b>		<b>Accounting Percent</b>	<b>Detail Amount</b>
Poms official				11 E 1999 4100 30 300 910025		100.0000%	400.00
<b>Total for O'Keefe, Kacey:</b>							<b>400.00</b>

## Invoice Listing

COUNTY OF GRUNDY SCHOOL DIST 111

Vendor	PO Number	Invoice Number	Batch	Description	Invoice Date	Check Number	Net Amount	
Oregon Owl Pelets	1132300019	5548	DFC	Owl Pellets - Biology	10/05/2022		399.96	
<b>Detail Description</b>				<b>Detail Account</b>		<b>Accounting Percent</b>		<b>Detail Amount</b>
Owl Pellet Dissection Kit 25 Count Medium Pellets (1.5+ inch)				10 E 1130 4100 13 300 000000		100.0000%		399.96
<b>Total for Oregon Owl Pelets:</b>							<b>399.96</b>	
Oswego East High School Attn: Ryan Velasquez	1032300198	12/10 Invite	DFC	BBOWL V Oswego East Invite 12/10/22 GBOWL V Oswego East Invite 12/17/22	10/14/2022		325.00	
<b>Detail Description</b>				<b>Detail Account</b>		<b>Accounting Percent</b>		<b>Detail Amount</b>
BBOWL V Oswego East Invite 12/10/22 \$325 GBOWL V Oswego East Invite 12/17/22 \$250				10 E 1500 3900 30 300 000000		100.0000%		<del>325.00</del>
Oswego East High School Attn: Ryan Velasquez	1032300198	12/17 Invite	DFC	BBOWL V Oswego East Invite 12/10/22 GBOWL V Oswego East Invite 12/17/22	10/14/2022		250.00	
<b>Detail Description</b>				<b>Detail Account</b>		<b>Accounting Percent</b>		<b>Detail Amount</b>
BBOWL V Oswego East Invite 12/10/22 \$325 GBOWL V Oswego East Invite 12/17/22 \$250				10 E 1500 3900 30 300 000000		100.0000%		250.00
<b>Total for Oswego East High School Attn: Ryan Velasquez:</b>							<b>575.00</b>	
Oswego High School	1032300197	12/10 Invite	DFC	POM/DANCE JV Dance Invite 12/10/22	10/14/2022		150.00	
<b>Detail Description</b>				<b>Detail Account</b>		<b>Accounting Percent</b>		<b>Detail Amount</b>
POM/DANCE JV Dance Invite 12/10/22 \$150				10 E 1500 3900 30 300 000000		100.0000%		150.00
<b>Total for Oswego High School:</b>							<b>150.00</b>	
Otis Elevator	F10000038363		DFC	Impact Fee	10/21/2022		125.00	
<b>Detail Description</b>				<b>Detail Account</b>		<b>Accounting Percent</b>		<b>Detail Amount</b>
Impact Fee				20 E 2540 3900 00 302 000000		100.0000%		125.00
<b>Total for Otis Elevator:</b>							<b>125.00</b>	
Ottawa Township High School	1032300199	12/10 Invite	DFC	WR B JV Wrestling Invite 12/10/22	10/14/2022		150.00	
<b>Detail Description</b>				<b>Detail Account</b>		<b>Accounting Percent</b>		<b>Detail Amount</b>
WR B JV Wrestling Invite 12/10/22				10 E 1500 3900 30 300 000000		100.0000%		150.00
<b>Total for Ottawa Township High School:</b>							<b>150.00</b>	
Palatine High School	1032300200	12/29 Invite	DFC	WR G V Invitational 12/29/22	10/14/2022		250.00	
<b>Detail Description</b>				<b>Detail Account</b>		<b>Accounting Percent</b>		<b>Detail Amount</b>
WR G V Invitational 12/29/22 \$250				10 E 1500 3900 30 300 000000		100.0000%		250.00
<b>Total for Palatine High School:</b>							<b>250.00</b>	

## Invoice Listing

COUNTY OF GRUNDY SCHOOL DIST 111

Vendor	PO Number	Invoice Number	Batch	Description	Invoice Date	Check Number	Net Amount
Parkland Preparatory Academy Plainfield		5055	DFC	Tuition	10/31/2022		4,258.85
<b>Detail Description</b>		<b>Detail Account</b>		<b>Accounting Percent</b>		<b>Detail Amount</b>	
Tuition		10 E 1912 6700 00 300 000000		100.0000%		4,258.85	
<b>Total for Parkland Preparatory Academy Plainfield:</b>							<b>4,258.85</b>
Pavement Systems	22-213-2		DFC	Seal coat and Stripe	07/21/2022		41,500.00
<b>Detail Description</b>		<b>Detail Account</b>		<b>Accounting Percent</b>		<b>Detail Amount</b>	
Seal Coat and Stripe		20 E 2540 3230 00 302 000000		100.0000%		41,500.00	
<b>Total for Pavement Systems:</b>							<b>41,500.00</b>
Penny, Chloe		Poms official	DFC	Poms official	11/09/2022		400.00
<b>Detail Description</b>		<b>Detail Account</b>		<b>Accounting Percent</b>		<b>Detail Amount</b>	
Poms Official		11 E 1999 4100 30 300 910025		100.0000%		400.00	
<b>Total for Penny, Chloe:</b>							<b>400.00</b>
Perspectives Ltd		102395	DFC	Employee Assistance	07/01/2022		540.00
<b>Detail Description</b>		<b>Detail Account</b>		<b>Accounting Percent</b>		<b>Detail Amount</b>	
July Employee Assistance		10 E 2310 3000 00 300 000000		100.0000%		540.00	
Perspectives Ltd		102914	DFC	Employee Assistance	09/01/2022		540.00
<b>Detail Description</b>		<b>Detail Account</b>		<b>Accounting Percent</b>		<b>Detail Amount</b>	
September Employee Assistance		10 E 2310 3000 00 300 000000		100.0000%		540.00	
Perspectives Ltd		103468	DFC	Employee Assistance Services	11/01/2022		540.00
<b>Detail Description</b>		<b>Detail Account</b>		<b>Accounting Percent</b>		<b>Detail Amount</b>	
Employee Assistance Services		10 E 2310 3000 00 300 000000		100.0000%		540.00	
<b>Total for Perspectives Ltd:</b>							<b>1,620.00</b>
Petrarca, Gleason, Boyle & Izzo, Inc		31576	DFC	Attorney Fees	10/10/2022		50.00
<b>Detail Description</b>		<b>Detail Account</b>		<b>Accounting Percent</b>		<b>Detail Amount</b>	
Attorney Fees		80 E 2310 3180 00 300 000000		100.0000%		50.00	
<b>Total for Petrarca, Gleason, Boyle &amp; Izzo, Inc:</b>							<b>50.00</b>
Pit Stop	PS492935		DFC	Unit rentals	10/20/2022		829.00
<b>Detail Description</b>		<b>Detail Account</b>		<b>Accounting Percent</b>		<b>Detail Amount</b>	
Unit Rentals		20 E 2540 4100 00 300 000001		100.0000%		829.00	
<b>Total for Pit Stop:</b>							<b>829.00</b>

## Invoice Listing

COUNTY OF GRUNDY SCHOOL DIST 111

Vendor	PO Number	Invoice Number	Batch	Description	Invoice Date	Check Number	Net Amount	
Pivot Interactive	1132300022	AD549E87-0001	DFC	AP Biology Lab Software	11/02/2022		462.00	
<b>Detail Description</b>				<b>Detail Account</b>		<b>Accounting Percent</b>		<b>Detail Amount</b>
Pivot Interactives Student Licenses				10 E 1130 4700 13 300 000000		100.0000%		462.00
<b>Total for Pivot Interactive:</b>							<b>462.00</b>	
Plainfield Central High School	1032300201	11/25 BB Invite	DFC	GBOWL V Wildcat Invite 11/25/22 BB B S Thanksgiving Tournament 11/25/22 BB B S X-Mas Tournament 12/28/22	10/14/2022		225.00	
<b>Detail Description</b>				<b>Detail Account</b>		<b>Accounting Percent</b>		<b>Detail Amount</b>
GBOWL V Wildcat Invite 11/25/22 \$175 BB B S Thanksgiving Tournament 11/25/22 \$225 BB B S X-Mas Tournament 12/28/22 \$275				10 E 1500 3900 30 300 000000		100.0000%		225.00
Plainfield Central High School	1032300201	11/25 Invite	DFC	GBOWL V Wildcat Invite 11/25/22 BB B S Thanksgiving Tournament 11/25/22 BB B S X-Mas Tournament 12/28/22	10/14/2022		175.00	
<b>Detail Description</b>				<b>Detail Account</b>		<b>Accounting Percent</b>		<b>Detail Amount</b>
GBOWL V Wildcat Invite 11/25/22 \$175 BB B S Thanksgiving Tournament 11/25/22 \$225 BB B S X-Mas Tournament 12/28/22 \$275				10 E 1500 3900 30 300 000000		100.0000%		175.00
Plainfield Central High School	1032300201	12/29 Invite	DFC	GBOWL V Wildcat Invite 11/25/22 BB B S Thanksgiving Tournament 11/25/22 BB B S X-Mas Tournament 12/28/22	10/14/2022		275.00	
<b>Detail Description</b>				<b>Detail Account</b>		<b>Accounting Percent</b>		<b>Detail Amount</b>
GBOWL V Wildcat Invite 11/25/22 \$175 BB B S Thanksgiving Tournament 11/25/22 \$225 BB B S X-Mas Tournament 12/28/22 \$275				10 E 1500 3900 30 300 000000		100.0000%		275.00
<b>Total for Plainfield Central High School:</b>							<b>675.00</b>	
Plainfield North	1032300203	11/19 Invite	DFC	BBOWL V - Plainfield North Invite 11/19/22 WR B V - PNHS Team Tournament 12/3/22 GBOWL V - Strikefest 12/10/22	10/14/2022		300.00	
<b>Detail Description</b>				<b>Detail Account</b>		<b>Accounting Percent</b>		<b>Detail Amount</b>
BBOWL V - Plainfield North Invite 11/19/22 \$300 WR B V - PNHS Team Tournament 12/3/22 \$250 GBOWL V - Strikefest 12/10/22 \$300				10 E 1500 3900 30 300 000000		100.0000%		300.00

## Invoice Listing

COUNTY OF GRUNDY SCHOOL DIST 111

Vendor	PO Number	Invoice Number	Batch	Description	Invoice Date	Check Number	Net Amount
Plainfield North	1032300203	12/10 Invite	DFC	BBOWL V - Plainfield North Invite 11/19/22 WR B V - PNHS Team Tournament 12/3/22 GBOWL V - Strikefest 12/10/22	10/14/2022		300.00
<b>Detail Description</b>				<b>Detail Account</b>	<b>Accounting Percent</b>		<b>Detail Amount</b>
BBOWL V - Plainfield North Invite 11/19/22 \$300				10 E 1500 3900 30 300 000000	100.0000%		300.00
WR B V - PNHS Team Tournament 12/3/22 \$250							
GBOWL V - Strikefest 12/10/22 \$300							
Plainfield North	1032300203	12/3 Invite	DFC	BBOWL V - Plainfield North Invite 11/19/22 WR B V - PNHS Team Tournament 12/3/22 GBOWL V - Strikefest 12/10/22	10/14/2022		250.00
<b>Detail Description</b>				<b>Detail Account</b>	<b>Accounting Percent</b>		<b>Detail Amount</b>
BBOWL V - Plainfield North Invite 11/19/22 \$300				10 E 1500 3900 30 300 000000	100.0000%		250.00
WR B V - PNHS Team Tournament 12/3/22 \$250							
GBOWL V - Strikefest 12/10/22 \$300							
<b>Total for Plainfield North:</b>							<b>850.00</b>
Plainfield South Hs	1032300204	1/7/23 Invite	DFC	BBOWL V Cougar Invite 11/26/22 BBOWL JV Cougar Invite 11/26/22 GBOWL V Cougar Invite 1/7/23 GBOWL JV Cougar Invite 1/7/23	10/14/2022		500.00
<b>Detail Description</b>				<b>Detail Account</b>	<b>Accounting Percent</b>		<b>Detail Amount</b>
BBOWL V Cougar Invite 11/26/22 \$250				10 E 1500 3900 30 300 000000	100.0000%		500.00
BBOWL JV Cougar Invite 11/26/22 \$250							
GBOWL V Cougar Invite 1/7/23 \$250							
GBOWL JV Cougar Invite 1/7/23 \$250							
Plainfield South Hs	1032300204	11/26 Invite	DFC	BBOWL V Cougar Invite 11/26/22 BBOWL JV Cougar Invite 11/26/22 GBOWL V Cougar Invite 1/7/23 GBOWL JV Cougar Invite 1/7/23	10/14/2022		500.00
<b>Detail Description</b>				<b>Detail Account</b>	<b>Accounting Percent</b>		<b>Detail Amount</b>
BBOWL V Cougar Invite 11/26/22 \$250				10 E 1500 3900 30 300 000000	100.0000%		500.00
BBOWL JV Cougar Invite 11/26/22 \$250							
GBOWL V Cougar Invite 1/7/23 \$250							
GBOWL JV Cougar Invite 1/7/23 \$250							
<b>Total for Plainfield South Hs:</b>							<b>1,000.00</b>

## Invoice Listing

COUNTY OF GRUNDY SCHOOL DIST 111

Vendor	PO Number	Invoice Number	Batch	Description	Invoice Date	Check Number	Net Amount
PLTW - Project Lead the Way		371013	DFC	Start up supplies for Aerospace engineering program.	10/21/2022		660.00
		<b>Detail Description</b>	<b>Detail Account</b>		<b>Accounting Percent</b>		<b>Detail Amount</b>
		VEX V5 Inertial Sensor	10 E 1400 4100 10 300 000001		100.0000%		660.00
PLTW - Project Lead the Way	1092300043	372483	DFC	Materials for Principles of Engineering	10/31/2022		230.00
		<b>Detail Description</b>	<b>Detail Account</b>		<b>Accounting Percent</b>		<b>Detail Amount</b>
		PLTW High School Engineering Notebook - 30-pack. Includes both ortho and isometric graph pages.	10 E 1400 4100 10 300 000001		100.0000%		230.00
							133
PLTW - Project Lead the Way	1092300043	373057	DFC	Materials for Principles of Engineering	11/10/2022		93.25
		<b>Detail Description</b>	<b>Detail Account</b>		<b>Accounting Percent</b>		<b>Detail Amount</b>
		Needle Nose Pliers, 5 inch, 5 pack	10 E 1400 4100 10 300 000001		100.0000%		27.25
		Combination Square, 12 inch with grooved markings	10 E 1400 4100 10 300 000001		100.0000%		66.00
						<b>Total for PLTW - Project Lead the Way:</b>	<b>983.25</b>
PM Music Center		2014510	DFC	Soprano Saxophone Repair & Maintenance	09/16/2022		93.00
		<b>Detail Description</b>	<b>Detail Account</b>		<b>Accounting Percent</b>		<b>Detail Amount</b>
		Soprano Saxophone repair & maintenance	10 E 1130 3230 12 300 000000		100.0000%		93.00
PM Music Center		2014511	DFC	Bassoon repair & maintenance	09/27/2022		38.00
		<b>Detail Description</b>	<b>Detail Account</b>		<b>Accounting Percent</b>		<b>Detail Amount</b>
		Bassoon Repair & Maintenance	10 E 1130 3230 12 300 000000		100.0000%		38.00
PM Music Center		2014578	DFC	Music	09/14/2022		202.25
		<b>Detail Description</b>	<b>Detail Account</b>		<b>Accounting Percent</b>		<b>Detail Amount</b>
		Music	10 E 1130 4100 12 300 000000		100.0000%		202.25
PM Music Center		2028688	DFC	Music	10/17/2022		157.50
		<b>Detail Description</b>	<b>Detail Account</b>		<b>Accounting Percent</b>		<b>Detail Amount</b>
		Music	10 E 1130 4100 12 300 000000		100.0000%		157.50
PM Music Center		2028858	DFC	Music	10/18/2022		2.70
		<b>Detail Description</b>	<b>Detail Account</b>		<b>Accounting Percent</b>		<b>Detail Amount</b>
		Music	10 E 1130 4100 12 300 000000		100.0000%		2.70
						<b>Total for PM Music Center:</b>	<b>493.45</b>

## Invoice Listing

COUNTY OF GRUNDY SCHOOL DIST 111

Vendor	PO Number	Invoice Number	Batch	Description	Invoice Date	Check Number	Net Amount
Poms Tire Service		410964489	DFC	Bus 2 Tires	07/08/2022		274.84
<b>Detail Description</b>				<b>Detail Account</b>		<b>Accounting Percent</b>	<b>Detail Amount</b>
Bus 2 tires				40 E 2554 3230 00 300 000000		100.0000%	274.84
Poms Tire Service		410964494	DFC	Bus 1 Tires	07/08/2022		829.52
<b>Detail Description</b>				<b>Detail Account</b>		<b>Accounting Percent</b>	<b>Detail Amount</b>
Bus 1 Tires				40 E 2554 3230 00 300 000000		100.0000%	829.52
Poms Tire Service		690117303	DFC	Bus 51 Tires	10/18/2022		1,111.26
<b>Detail Description</b>				<b>Detail Account</b>		<b>Accounting Percent</b>	<b>Detail Amount</b>
Bus 51 Tires				40 E 2554 3230 00 300 000000		100.0000%	1,111.26
Poms Tire Service		690117625	DFC	Transportation repairs & maintenance	10/26/2022		2,175.96
<b>Detail Description</b>				<b>Detail Account</b>		<b>Accounting Percent</b>	<b>Detail Amount</b>
Transportation repairs & maintenance				40 E 2554 3230 00 300 000000		100.0000%	2,175.96
<b>Total for Poms Tire Service:</b>							<b>4,391.58</b>
Pro Acoustics USA	1032300159	600I00045637	DFC	Replacement speaker for varsity baseball field	10/11/2022		725.18
<b>Detail Description</b>				<b>Detail Account</b>		<b>Accounting Percent</b>	<b>Detail Amount</b>
Community 2-Way Coaxial Full Range Horn-Loaded Weather Resistant Loud Speaker				10 E 1500 4100 30 300 000008		100.0000%	668.01
Shipping				10 E 1500 4100 30 300 000008		100.0000%	57.17
<b>Total for Pro Acoustics USA:</b>							<b>725.18</b>
Professional Development Alliance		5037	DFC	2023 Superintendent Networking Program	10/27/2022		1,500.00
<b>Detail Description</b>				<b>Detail Account</b>		<b>Accounting Percent</b>	<b>Detail Amount</b>
Superintendent Networking Program				10 E 2321 6400 00 300 000000		100.0000%	1,500.00
<b>Total for Professional Development Alliance:</b>							<b>1,500.00</b>
Pro-Motion Physical Therapy LLC		101	DFC	1st quarter athletic training services	11/11/2022		6,865.00
<b>Detail Description</b>				<b>Detail Account</b>		<b>Accounting Percent</b>	<b>Detail Amount</b>
1st quarter athletic training services				10 E 1417 3900 00 300 000000		100.0000%	6,865.00
<b>Total for Pro-Motion Physical Therapy LLC:</b>							<b>6,865.00</b>

## Invoice Listing

COUNTY OF GRUNDY SCHOOL DIST 111

Vendor	PO Number	Invoice Number	Batch	Description	Invoice Date	Check Number	Net Amount	
Proven Business Systems		969448	DFC	Printers	10/24/2022		4,607.50	
<b>Detail Description</b>				<b>Detail Account</b>		<b>Accounting Percent</b>		<b>Detail Amount</b>
Printers				10 E 2632 3000 00 300 000000		100.0000%		4,607.50
<b>Total for Proven Business Systems:</b>							<b>4,607.50</b>	
Quantum Labs		INV-563877	DFC	Gloves	10/19/2022		389.68	
<b>Detail Description</b>				<b>Detail Account</b>		<b>Accounting Percent</b>		<b>Detail Amount</b>
Gloves				20 E 2540 4100 00 300 000000		100.0000%		389.68
<b>Total for Quantum Labs:</b>							<b>389.68</b>	
Quest Food		IN115118	DFC	Reimbursable food	10/31/2022		148,298.78	
<b>Detail Description</b>				<b>Detail Account</b>		<b>Accounting Percent</b>		<b>Detail Amount</b>
Reimbursable food				10 E 2560 3000 00 300 000000		100.0000%		147,536.98
October Catering				10 E 2560 3150 00 300 000000		100.0000%		761.80
<b>Total for Quest Food:</b>							<b>148,298.78</b>	
R & R Septic & Sewer		22-3735	DFC	Repair Sewer	10/11/2022		6,500.00	
<b>Detail Description</b>				<b>Detail Account</b>		<b>Accounting Percent</b>		<b>Detail Amount</b>
Repair Sewer				20 E 2540 3230 00 300 000000		100.0000%		6,500.00
R & R Septic & Sewer		22-3736	DFC	Sewer Repair	10/11/2022		2,010.00	
<b>Detail Description</b>				<b>Detail Account</b>		<b>Accounting Percent</b>		<b>Detail Amount</b>
Sewer Repair				20 E 2540 3230 00 300 000000		100.0000%		2,010.00
<b>Total for R &amp; R Septic &amp; Sewer:</b>							<b>8,510.00</b>	
R.E.C. Weighing Technology LLC	1032300237	28	DFC	Calibration or 5 wrestling scales	10/26/2022		275.00	
<b>Detail Description</b>				<b>Detail Account</b>		<b>Accounting Percent</b>		<b>Detail Amount</b>
Calibration or 5 wrestling scales (To be applied to 10 E 1500 4100 30 300 000000 - Boys Wrestling Supplies)				10 E 1500 4100 30 300 000000		100.0000%		275.00
<b>Total for R.E.C. Weighing Technology LLC:</b>							<b>275.00</b>	
Raczkyowski, Leo		Poms competition	DFC	Poms Competition	11/09/2022		1,500.00	
<b>Detail Description</b>				<b>Detail Account</b>		<b>Accounting Percent</b>		<b>Detail Amount</b>
DJ for competition				11 E 1999 4100 30 300 910025		100.0000%		1,500.00
<b>Total for Raczkyowski, Leo:</b>							<b>1,500.00</b>	

## Invoice Listing

COUNTY OF GRUNDY SCHOOL DIST 111

Vendor	PO Number	Invoice Number	Batch	Description	Invoice Date	Check Number	Net Amount	
Rebel Athletic, Inc.		SIN191563	DFC	Competition Shoes	10/19/2022		2,821.80	
<b>Detail Description</b>				<b>Detail Account</b>		<b>Accounting Percent</b>		<b>Detail Amount</b>
Competition Shoes				11 E 1999 4100 30 300 910012		100.0000%		2,821.80
<b>Total for Rebel Athletic, Inc.:</b>							<b>2,821.80</b>	
Rendels City Center		25596	DFC	Bus 48 Repairs	09/30/2022		1,559.35	
<b>Detail Description</b>				<b>Detail Account</b>		<b>Accounting Percent</b>		<b>Detail Amount</b>
Bus 48 Repairs				40 E 2554 3230 00 300 000000		100.0000%		1,559.35
<b>Total for Rendels City Center:</b>							<b>1,559.35</b>	
Rival5 Technologies		19754	DFC	Yealink phone	08/01/2022		380.00	
<b>Detail Description</b>				<b>Detail Account</b>		<b>Accounting Percent</b>		<b>Detail Amount</b>
Yealink phone				20 E 2540 3400 00 300 000001		100.0000%		380.00
Rival5 Technologies		20104	DFC	Phones	11/01/2022		4,981.69	
<b>Detail Description</b>				<b>Detail Account</b>		<b>Accounting Percent</b>		<b>Detail Amount</b>
Phones				20 E 2540 3400 00 300 000001		100.0000%		4,981.69
Rival5 Technologies		20105	DFC	Phones	11/01/2022		796.03	
<b>Detail Description</b>				<b>Detail Account</b>		<b>Accounting Percent</b>		<b>Detail Amount</b>
Phones				20 E 2540 3400 00 300 000001		100.0000%		796.03
<b>Total for Rival5 Technologies:</b>							<b>6,157.72</b>	
River City Race Management LLC	1032300242	2022-55	DFC	Cross Country RFID Scoring	10/27/2022		1,133.00	
<b>Detail Description</b>				<b>Detail Account</b>		<b>Accounting Percent</b>		<b>Detail Amount</b>
Cross Country RFID Scoring				10 E 1500 3900 30 300 000001		100.0000%		850.00
Cross Country RFID Scoring				10 E 1500 3900 30 300 000001		100.0000%		283.00
<b>Total for River City Race Management LLC:</b>							<b>1,133.00</b>	
Rock Valley Publishing		559426	DFC	Newspaper	10/03/2022		697.00	
<b>Detail Description</b>				<b>Detail Account</b>		<b>Accounting Percent</b>		<b>Detail Amount</b>
Newspaper				10 E 1500 3000 70 300 000003		100.0000%		697.00
<b>Total for Rock Valley Publishing:</b>							<b>697.00</b>	
Ron Tirapelli Ford		630880	DFC	Van 36 Repair	10/19/2022		149.25	
<b>Detail Description</b>				<b>Detail Account</b>		<b>Accounting Percent</b>		<b>Detail Amount</b>
Van 36 Repair				40 E 2554 3230 00 300 000000		100.0000%		149.25

## Invoice Listing

COUNTY OF GRUNDY SCHOOL DIST 111

Vendor	PO Number	Invoice Number	Batch	Description	Invoice Date	Check Number	Net Amount
Ron Tirapelli Ford		631126	DFC	Transportation repair & maintenance	10/26/2022		42.26
<b>Detail Description</b>				<b>Detail Account</b>		<b>Accounting Percent</b>	<b>Detail Amount</b>
Transportation repair & maintenance				40 E 2552 4100 00 300 000001		100.0000%	42.26
Ron Tirapelli Ford		631132	DFC	Van 36 repair & maintenance	10/27/2022		123.72
<b>Detail Description</b>				<b>Detail Account</b>		<b>Accounting Percent</b>	<b>Detail Amount</b>
Van 36 Repair & maintenance				40 E 2554 3230 00 300 000000		100.0000%	123.72
<b>Total for Ron Tirapelli Ford:</b>							<b>315.23</b>
S.E.A.L. South		7585	DFC	Tuition	06/30/2022		10,040.80
<b>Detail Description</b>				<b>Detail Account</b>		<b>Accounting Percent</b>	<b>Detail Amount</b>
Tuition				10 E 1912 6700 00 300 000000		100.0000%	10,040.80
S.E.A.L. South		7741	DFC	Tuition	10/31/2022		27,073.10
<b>Detail Description</b>				<b>Detail Account</b>		<b>Accounting Percent</b>	<b>Detail Amount</b>
Tuition				10 E 1912 6700 00 300 000000		100.0000%	27,073.10
<b>Total for S.E.A.L. South:</b>							<b>37,113.90</b>
Salclay Truck and Trailer Repair		8010	DFC	Inspection stickers	10/31/2022		387.00
<b>Detail Description</b>				<b>Detail Account</b>		<b>Accounting Percent</b>	<b>Detail Amount</b>
Inspection stickers for Bus 48, 76, 65, 38, 51, 61, 78, 59, 44				40 E 2554 3390 00 300 000000		100.0000%	387.00
<b>Total for Salclay Truck and Trailer Repair:</b>							<b>387.00</b>
Schaumburg High School	1032300206	12/3 Invite	DFC	WR G V Invitational 12/3/22	10/14/2022		200.00
<b>Detail Description</b>				<b>Detail Account</b>		<b>Accounting Percent</b>	<b>Detail Amount</b>
WR G V Invitational 12/3/22 \$200				10 E 1500 3900 30 300 000000		100.0000%	200.00
<b>Total for Schaumburg High School:</b>							<b>200.00</b>
Schneider Electric		911983	DFC	Repair & Maint	10/24/2022		2,018.00
<b>Detail Description</b>				<b>Detail Account</b>		<b>Accounting Percent</b>	<b>Detail Amount</b>
Repair & Maint				20 E 2540 3230 00 302 000001		100.0000%	2,018.00
Schneider Electric		913901	DFC	Repair & Maint	10/28/2022		369.00
<b>Detail Description</b>				<b>Detail Account</b>		<b>Accounting Percent</b>	<b>Detail Amount</b>
Repair & Maint				20 E 2540 3230 00 302 000001		100.0000%	369.00
<b>Total for Schneider Electric:</b>							<b>2,387.00</b>

## Invoice Listing

COUNTY OF GRUNDY SCHOOL DIST 111

Vendor	PO Number	Invoice Number	Batch	Description	Invoice Date	Check Number	Net Amount
Scholastic Classroom Magazines	1052300008	M7306130	DFC	Classroom magazines for Amy Tate, Special Education teacher South campus *** PLEASE NOTE ADDRESS ON THE ATTACHED INVOICE IS DIFFERENT THAN ADDRESS LISTED IN SKYWARD	10/11/2022		109.89
<b>Detail Description</b>				<b>Detail Account</b>		<b>Accounting Percent</b>	<b>Detail Amount</b>
Scope magazine for Account: 00721067				10 E 1200 4100 00 300 000000		100.0000%	99.90
Shipping and handling				10 E 1200 4100 00 300 000000		100.0000%	9.99
<b>Total for Scholastic Classroom Magazines:</b>							<b>109.89</b>
School Health Corporation dba Palos Sports	1122300016	5557378-01	DFC	Team Sports Equipment	11/02/2022		577.95
<b>Detail Description</b>				<b>Detail Account</b>		<b>Accounting Percent</b>	<b>Detail Amount</b>
33625-PS Mikasa® VXL30 (beach volleyballs)				10 E 1130 4100 50 300 000000		100.0000%	37.98
66137-PS PALOS™RUFFSKIN™ 6" Dodgeballs: 24 Pack				10 E 1130 4100 50 300 000000		100.0000%	539.97
<b>Total for School Health Corporation dba Palos Sports:</b>							<b>577.95</b>
School Specialty	1002300007	208131160607	DFC	Plan books	10/05/2022		427.00
<b>Detail Description</b>				<b>Detail Account</b>		<b>Accounting Percent</b>	<b>Detail Amount</b>
Plan Books				10 E 2410 4100 00 300 000001		100.0000%	427.00
<b>Total for School Specialty:</b>							<b>427.00</b>
Science National Honors Society	1042300019	1938	DFC	SNHS Member Renewal	11/02/2022		75.00
<b>Detail Description</b>				<b>Detail Account</b>		<b>Accounting Percent</b>	<b>Detail Amount</b>
SNHS Member Renewal				10 E 1500 6400 70 300 000004		100.0000%	75.00
<b>Total for Science National Honors Society:</b>							<b>75.00</b>
Shanholtzer, Allison		Movie Night Chaperone	DFC	Movie Night REACH Chaperone	10/25/2022		66.00
<b>Detail Description</b>				<b>Detail Account</b>		<b>Accounting Percent</b>	<b>Detail Amount</b>
Movie Night REACH Chaperone				10 E 1500 1300 70 300 000003		100.0000%	66.00
<b>Total for Shanholtzer, Allison:</b>							<b>66.00</b>
SHI International Corp	1012300018	B10631918	DFC	Smart projector (3) for Special Education classrooms.	10/25/2022		315.45
<b>Detail Description</b>				<b>Detail Account</b>		<b>Accounting Percent</b>	<b>Detail Amount</b>
Mounting kit (3) for smart projectors for Special Education Classroom				10 E 1200 5000 00 300 223000		100.0000%	315.45

## Invoice Listing

COUNTY OF GRUNDY SCHOOL DIST 111

Vendor	PO Number	Invoice Number	Batch	Description	Invoice Date	Check Number	Net Amount
SHI International Corp	1012300018	B16032544	DFC	Smart projector (3) for Special Education classrooms.	10/26/2022		5,632.89
<b>Detail Description</b>				<b>Detail Account</b>	<b>Accounting Percent</b>		<b>Detail Amount</b>
Smart projectors (3) for Special Education Classrooms.				10 E 1200 5000 00 300 223000	100.0000%		5,632.89
SHI International Corp	1022300034	B15996062	DFC	Smart Projector Mounts for previous purchased projectors. Please email quote to Charlie_Mcclelland@shi.com	10/18/2022		105.15
<b>Detail Description</b>				<b>Detail Account</b>	<b>Accounting Percent</b>		<b>Detail Amount</b>
Epson Smart Projector Mount				10 E 2225 4100 00 300 000000	100.0000%		105.15
SHI International Corp	1022300034	B16001221	DFC	Smart Projector Mounts for previous purchased projectors. Please email quote to Charlie_Mcclelland@shi.com	10/19/2022		105.15
<b>Detail Description</b>				<b>Detail Account</b>	<b>Accounting Percent</b>		<b>Detail Amount</b>
Epson Smart Projector Mount				10 E 2225 4100 00 300 000000	100.0000%		105.15
SHI International Corp	1022300040	B16059066	DFC	TI-Math Calculator Software. PLease email PO to Charlie_Mcclelland@shi.com	10/31/2022		462.70
<b>Detail Description</b>				<b>Detail Account</b>	<b>Accounting Percent</b>		<b>Detail Amount</b>
TI-Math Calculator software for Teachers.				10 E 2225 4700 00 300 000000	100.0000%		462.70
<b>Total for SHI International Corp:</b>							<b>6,621.34</b>
Siegal, Jeffrey		Poms official	DFC	Poms Official	11/09/2022		400.00
<b>Detail Description</b>				<b>Detail Account</b>	<b>Accounting Percent</b>		<b>Detail Amount</b>
Poms official				11 E 1999 4100 30 300 910025	100.0000%		400.00
<b>Total for Siegal, Jeffrey:</b>							<b>400.00</b>
Smith, Glenda R		Halloween Meeting reimb	DFC	Halloween Meeting reimbursement	10/21/2022		76.07
<b>Detail Description</b>				<b>Detail Account</b>	<b>Accounting Percent</b>		<b>Detail Amount</b>
Halloween Meeting reimb				10 E 1500 4100 70 300 000022	100.0000%		76.07
<b>Total for Smith, Glenda R:</b>							<b>76.07</b>
Soliman, Jamie L		10/22 Cell phone reimb	DFC	10/22 Cell phone reimbursement	10/31/2022		100.00
<b>Detail Description</b>				<b>Detail Account</b>	<b>Accounting Percent</b>		<b>Detail Amount</b>
Cell phone reimbursement (October)				20 E 2540 3400 00 300 000001	100.0000%		100.00
Soliman, Jamie L		State Meet Reimb	DFC	Cross Country State Meet	11/05/2022		147.50
<b>Detail Description</b>				<b>Detail Account</b>	<b>Accounting Percent</b>		<b>Detail Amount</b>
Mileage and parking for state cross country meet (Peoria, IL)				10 E 1500 3900 30 300 000001	100.0000%		147.50
<b>Total for Soliman, Jamie L:</b>							<b>247.50</b>

## Invoice Listing

COUNTY OF GRUNDY SCHOOL DIST 111

Vendor	PO Number	Invoice Number	Batch	Description	Invoice Date	Check Number	Net Amount
Spirit Products	1032300241	36318	DFC	Collegiate Signing Night Gifts for athletes for FY 2023.	10/18/2022		1,146.90
<b>Detail Description</b>				<b>Detail Account</b>	<b>Accounting Percent</b>		<b>Detail Amount</b>
Collegiate Signing Night Gifts for athletes for FY 2023. Shoulder Bags and T-Shirts				10 E 1500 4100 30 300 000021	100.0000%		1,146.90
<b>Total for Spirit Products:</b>							<b>1,146.90</b>
Sports Huddle		57566	DFC	Girls Conditioning	06/28/2022		595.00
<b>Detail Description</b>				<b>Detail Account</b>	<b>Accounting Percent</b>		<b>Detail Amount</b>
Girls Conditioning				11 E 1999 4100 30 300 910016	100.0000%		595.00
Sports Huddle	2032300036	60149	DFC	Girls' volleyball Hits 4 Hugs shirts	10/12/2022		1,773.00
<b>Detail Description</b>				<b>Detail Account</b>	<b>Accounting Percent</b>		<b>Detail Amount</b>
White t-shirts				11 E 1999 4100 30 300 910022	100.0000%		970.00
XXL sizing				11 E 1999 4100 30 300 910022	100.0000%		10.00
Long sleeve t-shirts				11 E 1999 4100 30 300 910022	100.0000%		225.00
Hooded sweatshirts				11 E 1999 4100 30 300 910022	100.0000%		322.00
XXL sizing				11 E 1999 4100 30 300 910022	100.0000%		6.00
Crewneck sweatshirts				11 E 1999 4100 30 300 910022	100.0000%		240.00
<b>Total for Sports Huddle:</b>							<b>2,368.00</b>
St Francis High School	1032300214	10/22 Invite	DFC	GVB JV Spartan Invite 10/22/22	10/14/2022		225.00
<b>Detail Description</b>				<b>Detail Account</b>	<b>Accounting Percent</b>		<b>Detail Amount</b>
GVB JV Spartan Invite 10/22/22 \$225				10 E 1500 3900 30 300 000000	100.0000%		225.00
<b>Total for St Francis High School:</b>							<b>225.00</b>
Staples Business Advantage		8067713127	DFC	Yearly Supply order	09/26/2022		95.52
<b>Detail Description</b>				<b>Detail Account</b>	<b>Accounting Percent</b>		<b>Detail Amount</b>
Yearly Supply order				10 E 1130 4100 00 300 000000	100.0000%		95.52

## Invoice Listing

COUNTY OF GRUNDY SCHOOL DIST 111

Vendor	PO Number	Invoice Number	Batch	Description	Invoice Date	Check Number	Net Amount
Staples Business Advantage	0002300025	3521028787	DFC	Administrator Business Cards	10/22/2022		158.49

Detail Description	Detail Account	Accounting Percent	Detail Amount
STA-772166\$\$\$No description\$\$Basic Full Color Business Card, 1 sided, Square Corners, Qty 250, Line 1:No description	10 E 2310 4100 00 300 000000	100.0000%	17.61
STA-772730\$\$\$No description\$\$Basic Full Color Business Card, 1 sided, Square Corners, Qty 250, Line 1:No description	10 E 2310 4100 00 300 000000	100.0000%	17.61
STA-772737\$\$\$No description\$\$Basic Full Color Business Card, 1 sided, Square Corners, Qty 250, Line 1:No description	10 E 2310 4100 00 300 000000	100.0000%	17.61
STA-772739\$\$\$No description\$\$Basic Full Color Business Card, 1 sided, Square Corners, Qty 250, Line 1:No description	10 E 2310 4100 00 300 000000	100.0000%	17.61
STA-772740\$\$\$No description\$\$Basic Full Color Business Card, 1 sided, Square Corners, Qty 250, Line 1:No description	10 E 2310 4100 00 300 000000	100.0000%	17.61
STA-772741\$\$\$No description\$\$Basic Full Color Business Card, 1 sided, Square Corners, Qty 250, Line 1:No description	10 E 2310 4100 00 300 000000	100.0000%	17.61
STA-772742\$\$\$No description\$\$Basic Full Color Business Card, 1 sided, Square Corners, Qty 250, Line 1:No description	10 E 2310 4100 00 300 000000	100.0000%	17.61
STA-772745\$\$\$No description\$\$Basic Full Color Business Card, 1 sided, Square Corners, Qty 250, Line 1:No description	10 E 2310 4100 00 300 000000	100.0000%	17.61
STA-772748\$\$\$No description\$\$Basic Full Color Business Card, 1 sided, Square Corners, Qty 250, Line 1:No description	10 E 2310 4100 00 300 000000	100.0000%	17.61

Staples Business Advantage	0002300030	8068076822	DFC	Brown and Bednarz Business Cards	10/29/2022		43.21
----------------------------	------------	------------	-----	----------------------------------	------------	--	-------

Detail Description	Detail Account	Accounting Percent	Detail Amount
STA-775907\$\$\$No description\$\$Basic Full Color Business Card, 1 sided, Square Corners, Qty 250, Line 1:No description	10 E 2120 4100 00 300 000001	100.0000%	25.60
STA-775908\$\$\$No description\$\$Basic Full Color Business Card, 1 sided, Square Corners, Qty 250, Line 1:No description	10 E 2120 4100 00 300 000001	100.0000%	17.61

Staples Business Advantage	0002300033	3521028795	DFC	Supplies	10/22/2022		64.68
----------------------------	------------	------------	-----	----------	------------	--	-------

Detail Description	Detail Account	Accounting Percent	Detail Amount
IDville 1341512ORH31 36" Blank Flat Woven Lanyards with J-Hook, Orange, 25/Pack	10 E 2120 4100 00 300 000001	39.9969%	25.87
IDville 1341512ORH31 36" Blank Flat Woven Lanyards with J-Hook, Orange, 25/Pack	10 E 2210 4000 00 300 000000	60.0031%	38.81

## Invoice Listing

COUNTY OF GRUNDY SCHOOL DIST 111

Vendor	PO Number	Invoice Number	Batch	Description	Invoice Date	Check Number	Net Amount
Staples Business Advantage	0002300033	3521028801	DFC	Supplies	10/22/2022		97.57
		<b>Detail Description</b>	<b>Detail Account</b>		<b>Accounting Percent</b>		<b>Detail Amount</b>
		Staples Laser/Inkjet Shipping Labels, 2" x 4", White, 10 Labels/Sheet, 250 Sheets/Box (18066)	10 E 2120 4100 00 300 000001		40.0112%		14.32
		Staples Laser/Inkjet Shipping Labels, 2" x 4", White, 10 Labels/Sheet, 250 Sheets/Box (18066)	10 E 2210 4000 00 300 000000		59.9888%		21.47
		Staples Laser/Inkjet Shipping Labels, 3 1/2" x 5", Bright White, 4 Labels/Sheet, 100 Sheets/Box (18074-CC)	10 E 2120 4100 00 300 000001		40.0099%		16.20
		Staples Laser/Inkjet Shipping Labels, 3 1/2" x 5", Bright White, 4 Labels/Sheet, 100 Sheets/Box (18074-CC)	10 E 2210 4000 00 300 000000		59.9901%		14.29
		Staples Laser/Inkjet Address Labels, 1" x 2 5/8", White, 30 Labels/Sheet, 100 Sheets/Box (18057/SIWO100)	10 E 2120 4100 00 300 000001		40.0188%		8.52
		Staples Laser/Inkjet Address Labels, 1" x 2 5/8", White, 30 Labels/Sheet, 100 Sheets/Box (18057/SIWO100)	10 E 2210 4000 00 300 000000		59.9812%		12.77
Staples Business Advantage	1002300021	3520517758	DFC	Supplies needed for 23-24 Registration	10/15/2022		630.01
		<b>Detail Description</b>	<b>Detail Account</b>		<b>Accounting Percent</b>		<b>Detail Amount</b>
		Staples Reinforced File Folders, 1/3 Cut, Letter Size, Pink, 100/Box (TR508952)	10 E 2125 4100 00 300 000002		100.0000%		316.69
		Staples File Folder, 1/3 Cut Tab, Letter Size, Manila, 100/Box (TR56675)	10 E 2125 4100 00 300 000002		100.0000%		163.32
		Staples Brights Multipurpose Paper, 20 lbs., 8.5" x 11", Orange, 500/Ream (25208)	10 E 2125 4100 00 300 000002		100.0000%		81.96
		Xerox Vitality Multipurpose Paper, 20 lbs., 8.5" x 11", Blue, 500 Sheets/Ream (3R11050)	10 E 2125 4100 00 300 000002		100.0000%		42.87
		Staples Pastel Multipurpose Paper, 20 lbs., 8.5" x 11", Canary, 500/Ream (14787)	10 E 2125 4100 00 300 000002		100.0000%		25.17
Staples Business Advantage	1082300006	3520517769	DFC	Note cards	10/15/2022		10.79
		<b>Detail Description</b>	<b>Detail Account</b>		<b>Accounting Percent</b>		<b>Detail Amount</b>
		TRU RED 3" x 5" Index Cards, Lined, White, 500/Pack (TR51009)	10 E 1130 4100 00 300 000002		100.0000%		10.79
						<b>Total for Staples Business Advantage:</b>	<b>1,100.27</b>

## Invoice Listing

COUNTY OF GRUNDY SCHOOL DIST 111

Vendor	PO Number	Invoice Number	Batch	Description	Invoice Date	Check Number	Net Amount
Stereo Optical Company, Inc.	1122300004	IST0007920	DFC	Driver Education Vision Machine	08/19/2022		1,143.00
<b>Detail Description</b>				<b>Detail Account</b>		<b>Accounting Percent</b>	<b>Detail Amount</b>
Vision Machine				10 E 1130 4100 21 300 000000		100.0000%	1,108.00
Shipping				10 E 1130 4100 21 300 000000		100.0000%	35.00
<b>Total for Stereo Optical Company, Inc.:</b>							<b>1,143.00</b>
Stericycle, Inc		4011324050	DFC	Hazard Waste Removal	11/01/2022		39.75
<b>Detail Description</b>				<b>Detail Account</b>		<b>Accounting Percent</b>	<b>Detail Amount</b>
Hazard waste removal				10 E 2134 4100 00 300 000000		100.0000%	39.75
<b>Total for Stericycle, Inc:</b>							<b>39.75</b>
Striker Marketing	1032300227	3902	DFC	GoFan Outdoor Signage (stadium)	10/21/2022		246.25
<b>Detail Description</b>				<b>Detail Account</b>		<b>Accounting Percent</b>	<b>Detail Amount</b>
22 x 28" Aluminum (.04") Signage; single-sided imprint; square cut corners. Artwork: GoFan QR Code				10 E 1500 4100 30 300 000017		100.0000%	236.25
Shipping				10 E 1500 4100 30 300 000017		100.0000%	10.00
<b>Total for Striker Marketing:</b>							<b>246.25</b>
Strive for Independence		1464	DFC	BTW Training	09/28/2022		210.00
<b>Detail Description</b>				<b>Detail Account</b>		<b>Accounting Percent</b>	<b>Detail Amount</b>
BTW Training				10 E 1912 6700 00 300 000000		100.0000%	210.00
<b>Total for Strive for Independence:</b>							<b>210.00</b>
Swanson, Robert E		Fall 2020 College Tuition	DFC	BIOL 8400 - Understanding Biological Inquiry BIOL 8420 - Understanding Cellular Processes	11/09/2022		1,110.00
<b>Detail Description</b>				<b>Detail Account</b>		<b>Accounting Percent</b>	<b>Detail Amount</b>
BIOL 8400 - Understanding Biological Inquiry				10 E 1130 2300 00 300 000000		100.0000%	555.00
BIOL 8420 - Understanding Cellular Processes				10 E 1130 2300 00 300 000000		100.0000%	555.00
Swanson, Robert E		Fall 2021 Tuition Reimb	DFC	BIOL 8440 - Understanding the Human Body	11/09/2022		555.00
<b>Detail Description</b>				<b>Detail Account</b>		<b>Accounting Percent</b>	<b>Detail Amount</b>
BIOL 8440 - Understanding the Human Body				10 E 1130 2300 00 300 000000		100.0000%	555.00

## Invoice Listing

COUNTY OF GRUNDY SCHOOL DIST 111

Vendor	PO Number	Invoice Number	Batch	Description	Invoice Date	Check Number	Net Amount
Swanson, Robert E		Spring 2021 Tuition Reimb	DFC	BIOL 8430 - Understanding Genetics and Evolutionary Biology BIOL 8450 - Understanding Vertebrate Biology	11/09/2022		1,110.00
<b>Detail Description</b>				<b>Detail Account</b>		<b>Accounting Percent</b>	<b>Detail Amount</b>
BIOL 8430 - Understanding Genetics and Evolutionary Biology				10 E 1130 2300 00 300 000000		100.0000%	555.00
BIOL 8450 - Understanding Vertebrate Biology				10 E 1130 2300 00 300 000000		100.0000%	555.00
Swanson, Robert E		Spring 2022 Tuition Reimb	DFC	BIOL 8470 - Understanding Microbiology	11/09/2022		555.00
<b>Detail Description</b>				<b>Detail Account</b>		<b>Accounting Percent</b>	<b>Detail Amount</b>
BIOL-8470 Understanding Microbiology				10 E 1130 2300 00 300 000000		100.0000%	555.00
Swanson, Robert E		Summer 2020 Tuition	DFC	BIOL 8460 - Understanding Plant Biology BIOL 8410 - Understanding Ecology and the Environment	11/09/2022		1,110.00
<b>Detail Description</b>				<b>Detail Account</b>		<b>Accounting Percent</b>	<b>Detail Amount</b>
BIOL 8460 - Understanding Plant Biology				10 E 1130 2300 00 300 000000		100.0000%	555.00
BIOL 8410 - Understanding Ecology and the Environment				10 E 1130 2300 00 300 000000		100.0000%	555.00
Swanson, Robert E		Summer 2021 Tuition	DFC	BIOL 8490 - Understanding Scientific Communications BIOL 8480 - Understanding Scientific Research	11/09/2022		1,110.00
<b>Detail Description</b>				<b>Detail Account</b>		<b>Accounting Percent</b>	<b>Detail Amount</b>
BIOL 8490 - Understanding Scientific Commuicaions				10 E 1130 2300 00 300 000000		100.0000%	555.00
BIOL 8480 - Understanding Scientific Research				10 E 1130 2300 00 300 000000		100.0000%	555.00
<b>Total for Swanson, Robert E:</b>							<b>5,550.00</b>
Sweetwater.com	1152300014	32577404	DFC	3 pianos for larger class sizes	10/11/2022		2,699.97
<b>Detail Description</b>				<b>Detail Account</b>		<b>Accounting Percent</b>	<b>Detail Amount</b>
SP280BK Korg 88-key Digital Piano w/Spkrs				10 E 1130 5400 12 300 000000		100.0000%	2,699.97
<b>Total for Sweetwater.com:</b>							<b>2,699.97</b>
Tennis Warehouse	1032300109	16243956	DFC	Wilson Tennis Balls	09/28/2022		423.76
<b>Detail Description</b>				<b>Detail Account</b>		<b>Accounting Percent</b>	<b>Detail Amount</b>
Wilson Tennis Balls				10 E 1500 4100 30 300 000001		100.0000%	399.96
Shipping				10 E 1500 4100 30 300 000001		100.0000%	23.80
<b>Total for Tennis Warehouse:</b>							<b>423.76</b>

## Invoice Listing

COUNTY OF GRUNDY SCHOOL DIST 111

Vendor	PO Number	Invoice Number	Batch	Description	Invoice Date	Check Number	Net Amount
The Graphic Edge, LLC		1632528	DFC	T-Shirts	10/14/2022		1,416.16
<b>Detail Description</b>		<b>Detail Account</b>		<b>Accounting Percent</b>		<b>Detail Amount</b>	
Tshirts		11 E 1999 4100 30 300 910013		100.0000%		1,416.16	
						<b>Total for The Graphic Edge, LLC:</b>	
						<b>1,416.16</b>	
Thompson Electronics Company		107014	DFC	Electrical Repair	10/20/2022		2,300.00
<b>Detail Description</b>		<b>Detail Account</b>		<b>Accounting Percent</b>		<b>Detail Amount</b>	
Electrical Repair		80 E 2365 3900 00 300 000002		100.0000%		2,300.00	
						<b>Total for Thompson Electronics Company:</b>	
						<b>2,300.00</b>	
Timberline Billing Service		24967	DFC	Medicaid	10/20/2022		90.07
<b>Detail Description</b>		<b>Detail Account</b>		<b>Accounting Percent</b>		<b>Detail Amount</b>	
Medicaid Rate Adjustment		10 E 1200 3000 00 300 000000		100.0000%		90.07	
						<b>Total for Timberline Billing Service:</b>	
						<b>90.07</b>	
Timm Electric Inc		19185	DFC	Parking Lights and Canopy Lights	10/20/2022		4,830.00
<b>Detail Description</b>		<b>Detail Account</b>		<b>Accounting Percent</b>		<b>Detail Amount</b>	
Exterior Lighting Repairs		20 E 2540 3230 00 302 000000		100.0000%		4,830.00	
Timm Electric Inc		19186	DFC	Repair & Maint	10/20/2022		365.00
<b>Detail Description</b>		<b>Detail Account</b>		<b>Accounting Percent</b>		<b>Detail Amount</b>	
Lighting issue in gym		20 E 2540 3230 00 302 000000		100.0000%		365.00	
						<b>Total for Timm Electric Inc:</b>	
						<b>5,195.00</b>	
Trane U.S. Inc.		313087280	DFC	Leak check	10/28/2022		1,685.00
<b>Detail Description</b>		<b>Detail Account</b>		<b>Accounting Percent</b>		<b>Detail Amount</b>	
Leak Check		20 E 2540 3230 00 300 000001		100.0000%		1,685.00	
Trane U.S. Inc.		313099235	DFC	HVAC repair	11/01/2022		884.00
<b>Detail Description</b>		<b>Detail Account</b>		<b>Accounting Percent</b>		<b>Detail Amount</b>	
HVAC Repari		20 E 2540 3230 00 300 000001		100.0000%		884.00	
						<b>Total for Trane U.S. Inc.:</b>	
						<b>2,569.00</b>	
Tri-K Inc		120117	DFC	Supplies	09/29/2022		2,675.36
<b>Detail Description</b>		<b>Detail Account</b>		<b>Accounting Percent</b>		<b>Detail Amount</b>	
Supplies		20 E 2540 4100 00 300 000000		100.0000%		2,675.36	

## Invoice Listing

COUNTY OF GRUNDY SCHOOL DIST 111

Vendor	PO Number	Invoice Number	Batch	Description	Invoice Date	Check Number	Net Amount
Tri-K Inc		120164	DFC	Supplies	10/05/2022		2,526.30
	<b>Detail Description</b>			<b>Detail Account</b>		<b>Accounting Percent</b>	<b>Detail Amount</b>
	Supplies			20 E 2540 4100 00 300 000000		100.0000%	2,526.30
Tri-K Inc		120201	DFC	Supplies	10/12/2022		147.80
	<b>Detail Description</b>			<b>Detail Account</b>		<b>Accounting Percent</b>	<b>Detail Amount</b>
	Supplies			20 E 2540 4100 00 302 000000		100.0000%	147.80
Tri-K Inc		120259	DFC	Supplies	10/20/2022		2,326.50
	<b>Detail Description</b>			<b>Detail Account</b>		<b>Accounting Percent</b>	<b>Detail Amount</b>
	Supplies			20 E 2540 4100 00 300 000000		100.0000%	2,326.50
							<b>146</b>
							<b>2,326.50</b>
						<b>Total for Tri-K Inc:</b>	<b>7,675.96</b>
Tyrell, Robert E		22-23 Dual IASA/NIAAA	DFC	22-23 Dual IADA/NIAAA Membership reimbursement	09/21/2022		130.00
	<b>Detail Description</b>			<b>Detail Account</b>		<b>Accounting Percent</b>	<b>Detail Amount</b>
	Yearly membership to the IADA and NIAAA.			10 E 1500 6400 30 300 000002		100.0000%	130.00
						<b>Total for Tyrell, Robert E:</b>	<b>130.00</b>
Uline		1548183620	DFC	Job Fair Supplies	10/06/2022		231.69
	<b>Detail Description</b>			<b>Detail Account</b>		<b>Accounting Percent</b>	<b>Detail Amount</b>
	Job Fair Supplies			10 E 2120 4100 00 300 000001		100.0000%	231.69
						<b>Total for Uline:</b>	<b>231.69</b>
Umb Bank		093022	DFC	Min9	09/30/2022		3,181,125.00
	<b>Detail Description</b>			<b>Detail Account</b>		<b>Accounting Percent</b>	<b>Detail Amount</b>
	Min9 Interest			30 E 5140 6210 00 300 000007		100.0000%	341,125.00
	MIN9 Matured Bond			30 E 5200 6100 00 300 000009		100.0000%	2,840,000.00
						<b>Total for Umb Bank:</b>	<b>3,181,125.00</b>
University of St. Francis	1032300208	11/21 Invite	DFC	BB B V WJOL Tournament 11/21/22	10/14/2022		250.00
	<b>Detail Description</b>			<b>Detail Account</b>		<b>Accounting Percent</b>	<b>Detail Amount</b>
	BB B V WJOL Tournament 11/21/22 \$250			10 E 1500 3900 30 300 000000		100.0000%	250.00
						<b>Total for University of St. Francis:</b>	<b>250.00</b>
Valentine, Teri J		Poms official	DFC	Poms official	11/09/2022		400.00
	<b>Detail Description</b>			<b>Detail Account</b>		<b>Accounting Percent</b>	<b>Detail Amount</b>
	Official			11 E 1999 4100 30 300 910025		100.0000%	400.00
						<b>Total for Valentine, Teri J:</b>	<b>400.00</b>

## Invoice Listing

COUNTY OF GRUNDY SCHOOL DIST 111

Vendor	PO Number	Invoice Number	Batch	Description	Invoice Date	Check Number	Net Amount
VanGilder, Cathy A		Cellphone	DFC	May - Nov cellphone reimb	11/10/2022		350.00
<b>Detail Description</b>		<b>Detail Account</b>		<b>Accounting Percent</b>		<b>Detail Amount</b>	
May-Nov Cellphone reimb		40 E 2550 3400 00 300 000000		100.0000%		350.00	
<b>Total for VanGilder, Cathy A:</b>						<b>350.00</b>	
Varsity Spirit Fashion	1032300040	41800506	DFC	Replacement uniforms	11/03/2022		2,977.85
<b>Detail Description</b>		<b>Detail Account</b>		<b>Accounting Percent</b>		<b>Detail Amount</b>	
MotionFLEX Shell		10 E 1500 4100 30 300 000004		100.0000%		719.55	
Custom Letterig-Women's		10 E 1500 4100 30 300 000004		100.0000%		575.55	
Custom Lettering-Women's		10 E 1500 4100 30 300 000004		100.0000%		161.55	
VSF MotionFLEX Bodyliner		10 E 1500 4100 30 300 000004		100.0000%		615.60	
VSF MotionFLEX Skirt		10 E 1500 4100 30 300 000004		100.0000%		575.60	
1 Clr Serif Block Letters		10 E 1500 4100 30 300 000004		100.0000%		138.00	
Shipping/Handling		10 E 1500 4100 30 300 000004		100.0000%		192.00	
<b>Total for Varsity Spirit Fashion:</b>						<b>2,977.85</b>	
Verizon Wireless		9919534369	DFC	October service	10/31/2022		699.27
<b>Detail Description</b>		<b>Detail Account</b>		<b>Accounting Percent</b>		<b>Detail Amount</b>	
October service		20 E 2540 3400 00 300 000001		100.0000%		699.27	
<b>Total for Verizon Wireless:</b>						<b>699.27</b>	
Village Of Channahon		1889	DFC	Officer Hartman	08/31/2022		26.86
<b>Detail Description</b>		<b>Detail Account</b>		<b>Accounting Percent</b>		<b>Detail Amount</b>	
Officer Hartman Altercation 8/19		80 E 2365 3900 00 302 000000		100.0000%		26.86	
Village Of Channahon		1922	DFC	Officer Hartmann	09/30/2022		6,163.87
<b>Detail Description</b>		<b>Detail Account</b>		<b>Accounting Percent</b>		<b>Detail Amount</b>	
Officer Hartman		80 E 2365 3900 00 302 000000		100.0000%		6,163.87	
Village Of Channahon		1923	DFC	Event Security	09/30/2022		1,882.02
<b>Detail Description</b>		<b>Detail Account</b>		<b>Accounting Percent</b>		<b>Detail Amount</b>	
September Event Security		80 E 2365 3900 00 300 000000		100.0000%		1,882.02	
Village Of Channahon		EAMS-026655-000-01	DFC	Services 10/1-10/31	10/31/2022		3,811.47
<b>Detail Description</b>		<b>Detail Account</b>		<b>Accounting Percent</b>		<b>Detail Amount</b>	
Services 10/1-10/31		20 E 2540 3700 00 302 000000		100.0000%		3,811.47	
<b>Total for Village Of Channahon:</b>						<b>11,884.22</b>	

## Invoice Listing

COUNTY OF GRUNDY SCHOOL DIST 111

Vendor	PO Number	Invoice Number	Batch	Description	Invoice Date	Check Number	Net Amount
Village Of Minooka		1-03000613-01 10/22	DFC	Services 9/19-10/19	11/01/2022		22.22
<b>Detail Description</b>				<b>Detail Account</b>		<b>Accounting Percent</b>	<b>Detail Amount</b>
Services 9/19-10/19				20 E 2540 3400 00 301 000000		100.0000%	22.22
Village Of Minooka		1-080000191-00 10/22	DFC	Services 9/19-10/19	11/01/2022		160.83
<b>Detail Description</b>				<b>Detail Account</b>		<b>Accounting Percent</b>	<b>Detail Amount</b>
Services 9/19-10/19				20 E 2540 3700 00 300 000000		100.0000%	160.83
Village Of Minooka		1-080000194-00 10/22	DFC	Services 9/19-10/19	11/01/2022		67.22
<b>Detail Description</b>				<b>Detail Account</b>		<b>Accounting Percent</b>	<b>Detail Amount</b>
Services 9/19-10/19				20 E 2540 3700 00 300 000000		100.0000%	67.22
Village Of Minooka		1-080000196-00 10/22	DFC	Services 9/19-10/19	11/01/2022		22.22
<b>Detail Description</b>				<b>Detail Account</b>		<b>Accounting Percent</b>	<b>Detail Amount</b>
Services 9/19-10/19				20 E 2540 3400 00 301 000000		100.0000%	22.22
Village Of Minooka		1-08000188-00 10/22	DFC	Services 9/19-10/19	11/01/2022		282.32
<b>Detail Description</b>				<b>Detail Account</b>		<b>Accounting Percent</b>	<b>Detail Amount</b>
Services 9/19-10/19				20 E 2540 3700 00 300 000000		100.0000%	282.32
Village Of Minooka		1-08000189-00 10/22	DFC	Services 9/19-10/19	11/01/2022		1,609.29
<b>Detail Description</b>				<b>Detail Account</b>		<b>Accounting Percent</b>	<b>Detail Amount</b>
Services 9/19-10/19				20 E 2540 3700 00 300 000000		100.0000%	1,609.29
Village Of Minooka		1-08000193-00 10/22	DFC	Services 9/19-10/19	11/01/2022		181.26
<b>Detail Description</b>				<b>Detail Account</b>		<b>Accounting Percent</b>	<b>Detail Amount</b>
Services 9/19-10/19				20 E 2540 3700 00 300 000000		100.0000%	181.26
<b>Total for Village Of Minooka:</b>							<b>2,345.36</b>
Villani, Kimberly E		Fall 2022 Tuition Reimb	DFC	REAL-612 Educating for Character	10/24/2022		555.00
<b>Detail Description</b>				<b>Detail Account</b>		<b>Accounting Percent</b>	<b>Detail Amount</b>
REAL-612 Educating for Character				10 E 1130 2300 00 300 000000		100.0000%	555.00
<b>Total for Villani, Kimberly E:</b>							<b>555.00</b>
Vision Service Plan		Van Dolson November	DFC	Van Dolson November	11/10/2022		19.46
<b>Detail Description</b>				<b>Detail Account</b>		<b>Accounting Percent</b>	<b>Detail Amount</b>
Van Dolson Vision Insurance November 2022				20 E 1130 2220 00 000 000000		100.0000%	19.46
<b>Total for Vision Service Plan:</b>							<b>19.46</b>

## Invoice Listing

COUNTY OF GRUNDY SCHOOL DIST 111

Vendor	PO Number	Invoice Number	Batch	Description	Invoice Date	Check Number	Net Amount
Visual Image Photography Inc	1032300247	11243	DFC	Senior/Parent Night - Girls Volleyball	10/20/2022		196.20
				<b>Detail Description</b>	<b>Detail Account</b>	<b>Accounting Percent</b>	<b>Detail Amount</b>
				Photographer fee	10 E 1500 4100 30 300 000021	100.0000%	125.00
				5x7 Color	10 E 1500 4100 30 300 000021	100.0000%	51.00
				5x7 Gray folders	10 E 1500 4100 30 300 000021	100.0000%	10.20
				Shipping	10 E 1500 4100 30 300 000021	100.0000%	10.00
				<b>Total for Visual Image Photography Inc:</b>			<b>196.20</b>
Walker, Adrianna M		Fall 2022 Tuition Reimb	DFC	EL5753 - Law and Policy	10/21/2022		555.00
				<b>Detail Description</b>	<b>Detail Account</b>	<b>Accounting Percent</b>	<b>Detail Amount</b>
				EL5753 - Law and Policy	10 E 1130 2300 00 300 000000	100.0000%	555.00
				<b>Total for Walker, Adrianna M:</b>			<b>555.00</b>
Warren Township High School	1032300207	1/14/23 Invite	DFC	WR B FR Invitational 1/14/23	10/14/2022		200.00
				<b>Detail Description</b>	<b>Detail Account</b>	<b>Accounting Percent</b>	<b>Detail Amount</b>
				WR B FR Invitational 1/14/23 \$200	10 E 1500 3900 30 300 000000	100.0000%	200.00
				<b>Total for Warren Township High School:</b>			<b>200.00</b>
Waste Management Of IL		0006483-2007-5	DFC	October services	11/01/2022		363.30
				<b>Detail Description</b>	<b>Detail Account</b>	<b>Accounting Percent</b>	<b>Detail Amount</b>
				October services	20 E 2540 3210 00 302 000000	100.0000%	363.30
Waste Management Of IL		0006486-2007-8	DFC	October Services	11/01/2022		329.83
				<b>Detail Description</b>	<b>Detail Account</b>	<b>Accounting Percent</b>	<b>Detail Amount</b>
				October services	20 E 2540 3210 00 300 000000	100.0000%	329.83
Waste Management Of IL		6401382-2007-7	DFC	Services 11/1-11/30	11/03/2022		4,375.41
				<b>Detail Description</b>	<b>Detail Account</b>	<b>Accounting Percent</b>	<b>Detail Amount</b>
				Services 11/1-11/30	20 E 2540 3210 00 300 000000	100.0000%	4,375.41
Waste Management Of IL		6401407-2007-2	DFC	Services 11/1-11/30	11/03/2022		699.21
				<b>Detail Description</b>	<b>Detail Account</b>	<b>Accounting Percent</b>	<b>Detail Amount</b>
				Services 11/1-11/30	20 E 2540 3210 00 300 000000	100.0000%	699.21

## Invoice Listing

COUNTY OF GRUNDY SCHOOL DIST 111

Vendor	PO Number	Invoice Number	Batch	Description	Invoice Date	Check Number	Net Amount	
Waste Management Of IL		6402043-2007-4	DFC	Services 11/1-11/30	11/03/2022		6,246.78	
<b>Detail Description</b>				<b>Detail Account</b>		<b>Accounting Percent</b>		<b>Detail Amount</b>
Services 11/1-11/30				20 E 2540 3210 00 302 000000		100.0000%		6,246.78
<b>Total for Waste Management Of IL:</b>							<b>12,014.53</b>	
Weissman	2032300038	234086743	DFC	Dance No Fool (Black Cher/MA) *Order Discount: -5.85*	10/31/2022		199.00	
<b>Detail Description</b>				<b>Detail Account</b>		<b>Accounting Percent</b>		<b>Detail Amount</b>
Dance No Fool (Black Cher/MA)				11 E 1999 4100 30 300 910025		100.0000%		189.00
Shipping				11 E 1999 4100 30 300 910025		100.0000%		10.00
<b>Total for Weissman:</b>							<b>199.00</b>	
Weldstar Company	1092300005	0002113185	DFC	OPEN PO 22/23	10/24/2022		172.50	
<b>Detail Description</b>				<b>Detail Account</b>		<b>Accounting Percent</b>		<b>Detail Amount</b>
OPEN PO - 22/23				10 E 1400 4100 10 300 000001		100.0000%		172.50
<b>Total for Weldstar Company:</b>							<b>172.50</b>	
Wheaton North High School	1032300209	11/13 Invite	DFC	POM/DANCE V&JV Invitational 11/13/22	10/14/2022		400.00	
<b>Detail Description</b>				<b>Detail Account</b>		<b>Accounting Percent</b>		<b>Detail Amount</b>
POM/DANCE V&JV Invitational 11/13/22 \$400				10 E 1500 3900 30 300 000000		100.0000%		400.00
<b>Total for Wheaton North High School:</b>							<b>400.00</b>	
Whitmore Ace Hardware		115245	DFC	Supplies	08/05/2022		111.67	
<b>Detail Description</b>				<b>Detail Account</b>		<b>Accounting Percent</b>		<b>Detail Amount</b>
Supplies				20 E 2540 4100 00 300 000000		100.0000%		111.67
Whitmore Ace Hardware		115664	DFC	Supplies	09/09/2022		64.21	
<b>Detail Description</b>				<b>Detail Account</b>		<b>Accounting Percent</b>		<b>Detail Amount</b>
Supplies				20 E 2540 4100 00 300 000000		100.0000%		64.21
Whitmore Ace Hardware		115671	DFC	Supplies	09/09/2022		14.59	
<b>Detail Description</b>				<b>Detail Account</b>		<b>Accounting Percent</b>		<b>Detail Amount</b>
Supplies				20 E 2540 4100 00 300 000000		100.0000%		14.59
Whitmore Ace Hardware		1159748	DFC	Ground Supplies	10/08/2022		40.98	
<b>Detail Description</b>				<b>Detail Account</b>		<b>Accounting Percent</b>		<b>Detail Amount</b>
Chain Loop and Engine Oil				20 E 2540 4100 00 300 000001		100.0000%		40.98

## Invoice Listing

COUNTY OF GRUNDY SCHOOL DIST 111

Vendor	PO Number	Invoice Number	Batch	Description	Invoice Date	Check Number	Net Amount
Whitmore Ace Hardware		115977	DFC	Ground Supplies	10/08/2022		46.56
<b>Detail Description</b>		<b>Detail Account</b>		<b>Accounting Percent</b>		<b>Detail Amount</b>	
Break Fluid and Stableizer		20 E 2540 4100 00 300 000001		100.0000%		46.56	
Whitmore Ace Hardware		115980	DFC	Supplies	10/09/2022		89.97
<b>Detail Description</b>		<b>Detail Account</b>		<b>Accounting Percent</b>		<b>Detail Amount</b>	
Supplies		20 E 2540 4100 00 300 000000		100.0000%		89.97	
Whitmore Ace Hardware		115982	DFC	Supplies	10/10/2022		37.72
<b>Detail Description</b>		<b>Detail Account</b>		<b>Accounting Percent</b>		<b>Detail Amount</b>	
Supplies		20 E 2540 4100 00 300 000000		100.0000%		37.72	
Whitmore Ace Hardware		115996	DFC	Supplies	10/10/2022		184.99
<b>Detail Description</b>		<b>Detail Account</b>		<b>Accounting Percent</b>		<b>Detail Amount</b>	
Supplies		20 E 2540 4100 00 300 000000		100.0000%		184.99	
Whitmore Ace Hardware		116023	DFC	Supplies	10/12/2022		14.99
<b>Detail Description</b>		<b>Detail Account</b>		<b>Accounting Percent</b>		<b>Detail Amount</b>	
Supplies		20 E 2540 4100 00 300 000000		100.0000%		14.99	
Whitmore Ace Hardware		116033	DFC	Supplies	10/13/2022		27.77
<b>Detail Description</b>		<b>Detail Account</b>		<b>Accounting Percent</b>		<b>Detail Amount</b>	
Supplies		20 E 2540 4100 00 300 000000		100.0000%		27.77	
Whitmore Ace Hardware		116039	DFC	Supplies	10/13/2022		29.56
<b>Detail Description</b>		<b>Detail Account</b>		<b>Accounting Percent</b>		<b>Detail Amount</b>	
Supplies		20 E 2540 4100 00 300 000000		100.0000%		29.56	
Whitmore Ace Hardware		1160448A	DFC	Supplies	10/13/2022		8.99
<b>Detail Description</b>		<b>Detail Account</b>		<b>Accounting Percent</b>		<b>Detail Amount</b>	
Supplies		20 E 2540 4100 00 300 000000		100.0000%		8.99	
Whitmore Ace Hardware		116052	DFC	Supplies	10/14/2022		119.98
<b>Detail Description</b>		<b>Detail Account</b>		<b>Accounting Percent</b>		<b>Detail Amount</b>	
Supplies		20 E 2540 4100 00 300 000000		100.0000%		119.98	
Whitmore Ace Hardware		116061	DFC	Supplies	10/14/2022		52.72
<b>Detail Description</b>		<b>Detail Account</b>		<b>Accounting Percent</b>		<b>Detail Amount</b>	
Propane Fuel		20 E 2540 4100 00 300 000001		100.0000%		52.72	
Whitmore Ace Hardware		116146	DFC	Supplies	10/24/2022		62.93
<b>Detail Description</b>		<b>Detail Account</b>		<b>Accounting Percent</b>		<b>Detail Amount</b>	
Supplies		20 E 2540 4100 00 300 000000		100.0000%		62.93	

## Invoice Listing

COUNTY OF GRUNDY SCHOOL DIST 111

Vendor	PO Number	Invoice Number	Batch	Description	Invoice Date	Check Number	Net Amount
Whitmore Ace Hardware		116192	DFC	Supplies	10/26/2022		47.97
<b>Detail Description</b>				<b>Detail Account</b>		<b>Accounting Percent</b>	<b>Detail Amount</b>
Supplies				20 E 2540 4100 00 300 000001		100.0000%	47.97
Whitmore Ace Hardware		116202	DFC	Building Supplies	10/27/2022		38.43
<b>Detail Description</b>				<b>Detail Account</b>		<b>Accounting Percent</b>	<b>Detail Amount</b>
Building Supplies				20 E 2540 4100 00 300 000000		100.0000%	38.43
Whitmore Ace Hardware		116220	DFC	Building Supplies	10/28/2022		114.75
<b>Detail Description</b>				<b>Detail Account</b>		<b>Accounting Percent</b>	<b>Detail Amount</b>
Building Supplies				20 E 2540 4100 00 300 000000		100.0000%	114.75
Whitmore Ace Hardware		116227	DFC	Ground Supplies	10/28/2022		419.98
<b>Detail Description</b>				<b>Detail Account</b>		<b>Accounting Percent</b>	<b>Detail Amount</b>
Ground Supplies				20 E 2540 4100 00 300 000001		100.0000%	419.98
Whitmore Ace Hardware		116228	DFC	Building Supplies	10/28/2022		62.97
<b>Detail Description</b>				<b>Detail Account</b>		<b>Accounting Percent</b>	<b>Detail Amount</b>
Building Supplies				20 E 2540 4100 00 300 000000		100.0000%	62.97
Whitmore Ace Hardware		116265	DFC	Supplies	11/01/2022		67.56
<b>Detail Description</b>				<b>Detail Account</b>		<b>Accounting Percent</b>	<b>Detail Amount</b>
Supplies				20 E 2540 4100 00 300 000001		100.0000%	67.56
Whitmore Ace Hardware		116285	DFC	Supplies	11/02/2022		59.94
<b>Detail Description</b>				<b>Detail Account</b>		<b>Accounting Percent</b>	<b>Detail Amount</b>
Supplies				20 E 2540 4100 00 300 000001		100.0000%	59.94
Whitmore Ace Hardware		116312	DFC	Supplies	11/03/2022		56.01
<b>Detail Description</b>				<b>Detail Account</b>		<b>Accounting Percent</b>	<b>Detail Amount</b>
Supplies				20 E 2540 4100 00 300 000000		100.0000%	56.01
Whitmore Ace Hardware		116368	DFC	Supplies	11/09/2022		184.98
<b>Detail Description</b>				<b>Detail Account</b>		<b>Accounting Percent</b>	<b>Detail Amount</b>
Supplies				20 E 2540 4100 00 300 000000		100.0000%	184.98
<b>Total for Whitmore Ace Hardware:</b>							<b>1,960.22</b>
Wolfe, Jenny M		2022 Summer Tuition	DFC	EEND728 - SEL: Principals and Practices	10/21/2022		555.00
<b>Detail Description</b>				<b>Detail Account</b>		<b>Accounting Percent</b>	<b>Detail Amount</b>
EEND728 - SEL: Principals and Practices				10 E 1130 2300 00 300 000000		100.0000%	555.00
<b>Total for Wolfe, Jenny M:</b>							<b>555.00</b>

## Invoice Listing

COUNTY OF GRUNDY SCHOOL DIST 111

Vendor	PO Number	Invoice Number	Batch	Description	Invoice Date	Check Number	Net Amount	
World's Finest Chocolate, Inc		91379112	DFC	Chocolate fundraiser	10/24/2022		1,272.00	
<b>Detail Description</b>				<b>Detail Account</b>		<b>Accounting Percent</b>		<b>Detail Amount</b>
Chocolate fundraiser				11 E 1999 4100 70 300 900050		100.0000%		1,272.00
<b>Total for World's Finest Chocolate, Inc:</b>							<b>1,272.00</b>	
York High School	1032300210	12/26 Invite	DFC	BB B V Jack Tosh Holiday Classic 12/26/22	10/14/2022		650.00	
<b>Detail Description</b>				<b>Detail Account</b>		<b>Accounting Percent</b>		<b>Detail Amount</b>
BB B V Jack Tosh Holiday Classic 12/26/22 \$650				10 E 1500 3900 30 300 000000		100.0000%		650.00
<b>Total for York High School:</b>							<b>650.00</b>	
Zonar Systems, Inc.		SI569554	DFC	3G to 4G upgrade	09/21/2022		2,315.25	
<b>Detail Description</b>				<b>Detail Account</b>		<b>Accounting Percent</b>		<b>Detail Amount</b>
Annual Zonar Essentials				40 E 2554 3000 00 300 000000		100.0000%		2,315.25
Zonar Systems, Inc.		SI572156	DFC	4G upgrade	11/02/2022		9,900.00	
<b>Detail Description</b>				<b>Detail Account</b>		<b>Accounting Percent</b>		<b>Detail Amount</b>
4G Upgrade				40 E 2554 3000 00 300 000000		100.0000%		9,900.00
<b>Total for Zonar Systems, Inc.:</b>							<b>12,215.25</b>	

### REPORT

Total Number of Batch Invoices:	672		5,408,246.19
Total Number of Open Invoices:	0		0.00
Total Number of History Invoices:	0		0.00
Total Number of Update in Progress Batch Invoices:	0		0.00
Total Number of Update in Progress Batch Reversal Invoices:	0		0.00
Total Number of Reversal History Invoices:	0		0.00
Total Number of Deleted History Invoices:	0		0.00
Total Number of Batch Reversal Invoices:	0		0.00
Total Number of Unsubmitted Invoices:	0		0.00
Total Number of Awaiting for Approval Invoices:	18		26,549.84
<b>Total Invoices:</b>	<b>691</b>		<b>5,435,395.03</b>

## Invoice Listing

COUNTY OF GRUNDY SCHOOL DIST 111

Vendor	PO Number	Invoice Number	Batch	Description	Invoice Date	Check Number	Net Amount
Bambule, Suzanne	1032300179	10/13/22 Volleyball Offic	DFC	GVB JV&V 10/13/22	10/13/2022	085738	113.00
<b>Detail Description</b>				<b>Detail Account</b>		<b>Accounting Percent</b>	<b>Detail Amount</b>
GVB JV&V 10/13/22				10 E 1500 3190 30 300 000000		100.0000%	113.00
<b>Total for Bambule, Suzanne:</b>							<b>113.00</b>
Demaso, Arthur	1032300217	10/15/22 Football Officia	DFC	FB FR A&B 10/15/22	10/15/2022	085739	138.00
<b>Detail Description</b>				<b>Detail Account</b>		<b>Accounting Percent</b>	<b>Detail Amount</b>
FB FR A&B 10/15/22				10 E 1500 3190 30 300 000003		100.0000%	138.00
<b>Total for Demaso, Arthur:</b>							<b>138.00</b>
Dieball, Kevin	1032300234	10/19 Volleyball Official	DFC	GVB JV&V 10/19/22	10/19/2022	085756	113.00
<b>Detail Description</b>				<b>Detail Account</b>		<b>Accounting Percent</b>	<b>Detail Amount</b>
GVB JV&V 10/19/22				10 E 1500 3190 30 300 000000		100.0000%	113.00
<b>Total for Dieball, Kevin:</b>							<b>113.00</b>
Doughty, Molly	1032300229	10/20 Volleyball Official	DFC	GVB JV&V 10/20/22	10/20/2022	085757	113.00
<b>Detail Description</b>				<b>Detail Account</b>		<b>Accounting Percent</b>	<b>Detail Amount</b>
GVB JV&V 10/20/22				10 E 1500 3190 30 300 000000		100.0000%	113.00
<b>Total for Doughty, Molly:</b>							<b>113.00</b>
Eamon, Ervin	1032300231	10/20 Football Official	DFC	FB FR A&B 10/20/22	10/20/2022	085758	138.00
<b>Detail Description</b>				<b>Detail Account</b>		<b>Accounting Percent</b>	<b>Detail Amount</b>
FB FR A&B 10/20/22 Line Item has insufficient Funds				10 E 1500 3190 30 300 000003		100.0000%	138.00
<b>Total for Eamon, Ervin:</b>							<b>138.00</b>
Gerkitz, Raymond	1032300180	10/13/22 Volleyball Offic	DFC	GVB JV&V 10/13/22	10/13/2022	085740	113.00
<b>Detail Description</b>				<b>Detail Account</b>		<b>Accounting Percent</b>	<b>Detail Amount</b>
GVB JV&V 10/13/22				10 E 1500 3190 30 300 000000		100.0000%	113.00
<b>Total for Gerkitz, Raymond:</b>							<b>113.00</b>
Greenback, Kimberly	1032300230	10/20 Volleyball Official	DFC	GVB JV&V 10/20/22	10/20/2022	085759	113.00
<b>Detail Description</b>				<b>Detail Account</b>		<b>Accounting Percent</b>	<b>Detail Amount</b>
GVB JV&V 10/20/22				10 E 1500 3190 30 300 000000		100.0000%	113.00
<b>Total for Greenback, Kimberly:</b>							<b>113.00</b>
Lee, Christopher	1032300235	10/15 Football Official	DFC	FB FR A&B 10/15/22	10/15/2022	085760	138.00
<b>Detail Description</b>				<b>Detail Account</b>		<b>Accounting Percent</b>	<b>Detail Amount</b>
FB FR A&B 10/15/22				10 E 1500 3190 30 300 000003		100.0000%	138.00
<b>Total for Lee, Christopher:</b>							<b>138.00</b>

## Invoice Listing

COUNTY OF GRUNDY SCHOOL DIST 111

Vendor	PO Number	Invoice Number	Batch	Description	Invoice Date	Check Number	Net Amount
Lindgren, Greg	1032300181	9/23/22 Football Official	DFC	Official FB-V 9/23/22	09/23/2022	085741	112.00
<b>Detail Description</b>		<b>Detail Account</b>		<b>Accounting Percent</b>		<b>Detail Amount</b>	
Official FB-V 9/23/22		10 E 1500 3190 30 300 000003		100.0000%		112.00	
<b>Total for Lindgren, Greg:</b>							<b>112.00</b>
Mark, Jaqueline	1032300228	10/20 Volleyball Official	DFC	GVB FR A&B 10/20/22	10/20/2022	085761	112.00
<b>Detail Description</b>		<b>Detail Account</b>		<b>Accounting Percent</b>		<b>Detail Amount</b>	
GVB FR A&B 10/20/22		10 E 1500 3190 30 300 000000		100.0000%		112.00	
<b>Total for Mark, Jaqueline:</b>							<b>112.00</b>
McHs Band Boosters		102022	DFC	Transfer RevTrack Bank Camp Fees	10/20/2022	23106	25,790.94
<b>Detail Description</b>		<b>Detail Account</b>		<b>Accounting Percent</b>		<b>Detail Amount</b>	
Transfer of RevTrack band camp fees		11 E 1999 4100 30 300 910029		100.0000%		25,790.94	
<b>Total for McHs Band Boosters:</b>							<b>25,790.94</b>
More, Lance	1032300219	10/4/22 Soccer Official	DFC	BSOC V 10/4/22	10/04/2022	085742	80.00
<b>Detail Description</b>		<b>Detail Account</b>		<b>Accounting Percent</b>		<b>Detail Amount</b>	
BSOC V 10/4/22		10 E 1500 3190 30 300 000001		100.0000%		80.00	
<b>Total for More, Lance:</b>							<b>80.00</b>
Muell, Krista	1032300236	10/19 Volleyball Official	DFC	GVB JV&V 10/19/22	10/19/2022	085762	113.00
<b>Detail Description</b>		<b>Detail Account</b>		<b>Accounting Percent</b>		<b>Detail Amount</b>	
GVB JV&V 10/19/22		10 E 1500 3190 30 300 000000		100.0000%		113.00	
<b>Total for Muell, Krista:</b>							<b>113.00</b>
Octavio, Herrera	1032300176	9/30/22 Football Official	DFC	FB V 9/30/22	09/30/2022	085743	112.00
<b>Detail Description</b>		<b>Detail Account</b>		<b>Accounting Percent</b>		<b>Detail Amount</b>	
FB V 9/30/22		10 E 1500 3190 30 300 000003		100.0000%		112.00	
<b>Total for Octavio, Herrera:</b>							<b>112.00</b>
O'Leary, Martin	1032300216	10/15/22 Football Official	DFC	FB FR A&B 10/15/22	10/15/2022	085744	138.00
<b>Detail Description</b>		<b>Detail Account</b>		<b>Accounting Percent</b>		<b>Detail Amount</b>	
FB FR A&B 10/15/22		10 E 1500 3190 30 300 000003		100.0000%		138.00	
<b>Total for O'Leary, Martin:</b>							<b>138.00</b>
Quigley, Carrie	1032300233	10/19 Volleyball Official	DFC	GVB FR A&B 10/19/22	10/19/2022	085763	112.00
<b>Detail Description</b>		<b>Detail Account</b>		<b>Accounting Percent</b>		<b>Detail Amount</b>	
GVB JV&V 10/19/22		10 E 1500 3190 30 300 000000		100.0000%		112.00	
<b>Total for Quigley, Carrie:</b>							<b>112.00</b>

## Invoice Listing

COUNTY OF GRUNDY SCHOOL DIST 111

Vendor	PO Number	Invoice Number	Batch	Description	Invoice Date	Check Number	Net Amount
Ryan, Jonathan J	1032300232	10/20 Football Official	DFC	FB FR A&B 10/20/22	10/20/2022	085764	138.00
<b>Detail Description</b>				<b>Detail Account</b>		<b>Accounting Percent</b>	<b>Detail Amount</b>
FB FR A&B 10/20/22				10 E 1500 3190 30 300 000003		100.0000%	138.00
Line Item has insufficient Funds							
<b>Total for Ryan, Jonathan J:</b>							<b>138.00</b>
Vanderhyden, Katherine	1032300178	10/13/22 Volleyball Offic	DFC	GVB FRA&B 10/13/22	10/13/2022	085745	112.00
<b>Detail Description</b>				<b>Detail Account</b>		<b>Accounting Percent</b>	<b>Detail Amount</b>
GVB FRA&B 10/13/22				10 E 1500 3190 30 300 000000		100.0000%	112.00
<b>Total for Vanderhyden, Katherine:</b>							<b>112.00</b>
Vanek, Frank	1032300218	10/15/22 Football Offici	DFC	FB FR A&B 10/15/22	10/15/2022	085746	138.00
<b>Detail Description</b>				<b>Detail Account</b>		<b>Accounting Percent</b>	<b>Detail Amount</b>
FB FR A&B 10/15/22				10 E 1500 3190 30 300 000003		100.0000%	138.00
<b>Total for Vanek, Frank:</b>							<b>138.00</b>
Vasta, Sal	1032300211	10/7/22 Football Official	DFC	FB V 10/7/22	10/07/2022	085747	112.00
<b>Detail Description</b>				<b>Detail Account</b>		<b>Accounting Percent</b>	<b>Detail Amount</b>
FB V 10/7/22				10 E 1500 3190 30 300 000003		100.0000%	112.00
<b>Total for Vasta, Sal:</b>							<b>112.00</b>
West, Zachary	1032300238	9/15 Soccer Official	DFC	BSOC-JV 9/15/22	09/15/2022	085765	70.00
<b>Detail Description</b>				<b>Detail Account</b>		<b>Accounting Percent</b>	<b>Detail Amount</b>
BSOC-JV 9/15/22				10 E 1500 3190 30 300 000001		100.0000%	70.00
West, Zachary	1032300239	10/11 Soccer Official	DFC	BSOC F 10/11/22	10/11/2022	085765	70.00
<b>Detail Description</b>				<b>Detail Account</b>		<b>Accounting Percent</b>	<b>Detail Amount</b>
BSOC F 10/11/22				10 E 1500 3190 30 300 000001		100.0000%	70.00
<b>Total for West, Zachary:</b>							<b>140.00</b>
Wittennauer, Roger	1032300221	10/7/22 Football Official	DFC	FB S&V 10/7/22	10/07/2022	085748	181.00
<b>Detail Description</b>				<b>Detail Account</b>		<b>Accounting Percent</b>	<b>Detail Amount</b>
FB S&V 10/7/22				10 E 1500 3190 30 300 000003		100.0000%	181.00
<b>Total for Wittennauer, Roger:</b>							<b>181.00</b>

## Invoice Listing

COUNTY OF GRUNDY SCHOOL DIST 111

Vendor	PO Number	Invoice Number	Batch	Description	Invoice Date	Check Number	Net Amount
<b>REPORT</b>							
Total Number of Batch Invoices:			0				0.00
Total Number of Open Invoices:			0				0.00
Total Number of History Invoices:			23				28,369.94
Total Number of Update in Progress Batch Invoices:			0				0.00
Total Number of Update in Progress Batch Reversal Invoices:			0				0.00
Total Number of Reversal History Invoices:			0				0.00
Total Number of Deleted History Invoices:			0				<del>19.00</del>
Total Number of Batch Reversal Invoices:			0				0.00
Total Number of Unsubmitted Invoices:			0				0.00
Total Number of Awaiting for Approval Invoices:			0				0.00
<b>Total Invoices:</b>			<b>23</b>				<b>28,369.94</b>

## Payroll Summaries

Payroll Run Description: Payroll 10/28/22; Payroll 10/14/2022

COUNTY OF GRUNDY SCHOOL DIST 111

Payroll Run	Pay Gross	Fed Gross	Fed Tax	State Gross	State Tax	SS Gross	SS Tax	Med Gross	Med Tax
10/14/22 - Payroll 10/14/2022	882,401.26	821,417.50	87,210.24	821,417.50	39,634.55	187,423.64	11,620.25	849,707.11	12,320.74
10/28/22 - Payroll 10/28/22	900,903.21	840,396.70	88,387.06	840,396.70	40,520.08	197,235.61	12,228.55	868,309.06	12,590.58
<b>Totals:</b>	<b>1,783,304.47</b>	<b>1,661,814.20</b>	<b>175,597.30</b>	<b>1,661,814.20</b>	<b>80,154.63</b>	<b>384,659.25</b>	<b>23,848.80</b>	<b>1,718,016.17</b>	<b>24,911.32</b>

158

IMPREST

10/31/2022

	EDUCATION	BUILDING	BOND & INT	TRANSPORTATION	SS/IMRF	TORT	TOTAL	
BEG BALANCE	14841.53	466.72	0.00	1778.40	0.00	0.00	17336.65	
RECEIPTS	703.05			0.00			703.05	
DEPOSITS	0.00	0.00		0.00	0.00		0.00	
DEPOSITS							0.00	
	0.00						0.00	
VOID							0.00	
TOTAL RECEIPTS	703.05	0.00	0.00	0.00	0.00	0.00	703.05	159
DISBURSEMENTS	0.00			0.00				
Wilco Meeting	40	0.00		0.00			0.00	
Cross Country Cash Advance	340							
#26481	8935.24							
#26482	250.00							
	0.00							
	0.00							
	0.00			0.00				
	0.00							
	0.00							
	0.00							
TOTAL DISBURSEMENTS	9565.24	0.00	0.00	0.00	0.00	0.00	9565.24	
ENDING BALANCE	5979.34	466.72	0.00	1778.40	0.00	0.00	8224.46	
BANK BALANCE	12167.84			LEDGER BALANCE	8224.46			
OUTSTANDING CHECKS	2810.10			OUTSTANDING CHECKS	2810.10			
DIFFERENCE	1133.28			VOID				
REGISTER BALANCE	8224.46	BALANCE		DIFFERENCE	1133.28			
				BANK BALANCE	12167.84	BALANCE		

## Balance Sheet Detail by Fund

October	2022-2023	COUNTY OF GRUNDY SCHOOL DIST 111			
Account	Account Description	Beginning Balance	Debit	Credit	Ending Balance
<b>11 - Activity Fund</b>					
A - Asset					
11 A 1260 0000 00 000 000000	CASH-ACTIVITIES	564,673.40	32,600.46	83,367.35	513,906.51
11 A 1261 0000 00 000 000000	COADY SCHOLARSHIP	300,644.47	727.45	0.00	301,371.92
<b>Totals for: 11 A - Asset</b>		<b>865,317.87</b>	<b>33,327.91</b>	<b>83,367.35</b>	<b>815,278.43</b>
L - Liability					
11 L 4310 0000 00 000 000000	AP Liability	0.00	83,386.49	83,386.49	0.00
<b>Totals for: 11 L - Liability</b>		<b>0.00</b>	<b>83,386.49</b>	<b>83,386.49</b>	<b>0.00</b>
Q - Equity					
11 Q 7130 0000 00 000 000000		(35,099.52)	24,868.16	14,937.36	(25,168.72)
11 Q 7131 0000 00 000 000000		35,099.52	14,937.36	24,868.16	25,168.72
11 Q 7150 0000 01 000 900000	COADY SCHOLARSHIP	(300,644.47)	0.00	727.45	(301,371.92)
11 Q 7150 0000 30 300 910001	SPORTS - ATHLETIC HALL OF FAME	(5,460.86)	0.00	0.00	(5,460.86)
11 Q 7150 0000 30 300 910002	SPORTS - ATHLETIC POP	(2,406.62)	206.20	19.66	(2,220.08)
11 Q 7150 0000 30 300 910003	SPORTS - ATHLETIC TRAINING	(477.26)	0.00	0.00	(477.26)
11 Q 7150 0000 30 300 910004	SPORTS - BASEBALL	(16,228.33)	0.00	0.00	(16,228.33)
11 Q 7150 0000 30 300 910005	SPORTS - BOYS BASKETBALL	(9,152.37)	131.21	7,892.50	(16,913.66)
11 Q 7150 0000 30 300 910006	SPORTS - BOYS BOWLING	(1,173.05)	0.00	0.00	(1,173.05)
11 Q 7150 0000 30 300 910007	SPORTS - BOYS GOLF	(2,446.18)	110.00	0.00	(2,336.18)
11 Q 7150 0000 30 300 910008	SPORTS - BOYS SOCCER	(3,926.54)	589.03	15,383.30	(18,720.81)
11 Q 7150 0000 30 300 910009	SPORTS - BOYS TENNIS	(4,188.72)	0.00	1,246.19	(5,434.91)
11 Q 7150 0000 30 300 910010	SPORTS - BOYS TRACK	(2,907.91)	0.00	0.00	(2,907.91)
11 Q 7150 0000 30 300 910011	SPORTS - BOYS VOLLEYBALL	(6,256.02)	0.00	0.00	(6,256.02)
11 Q 7150 0000 30 300 910012	SPORTS - CHEERLEADERS	(5,767.61)	0.00	1,920.00	(7,687.61)
11 Q 7150 0000 30 300 910013	SPORTS - CROSS COUNTY CO ED	(2,120.99)	2,404.17	5,490.00	(5,206.82)
11 Q 7150 0000 30 300 910014	SPORTS - FOOTBALL	(51,957.35)	6,976.28	13,020.00	(58,001.07)
11 Q 7150 0000 30 300 910015	SPORTS - FOOTBALL JERSEYS	(2,741.97)	0.00	0.00	(2,741.97)
11 Q 7150 0000 30 300 910016	SPORTS - GIRLS BASKETBALL	(8,181.04)	1,289.00	1,855.25	(8,747.29)
11 Q 7150 0000 30 300 910017	SPORTS - GIRLS BOWLING	(2,423.39)	0.00	0.00	(2,423.39)
11 Q 7150 0000 30 300 910018	SPORTS - GIRLS GOLF	(1,413.85)	84.00	0.00	(1,329.85)
11 Q 7150 0000 30 300 910019	SPORTS - GIRLS SOCCER	(3,544.79)	0.00	0.00	(3,544.79)
11 Q 7150 0000 30 300 910020	SPORTS - GIRLS TENNIS	(3,559.87)	308.02	1,246.19	(4,498.04)

## Balance Sheet Detail by Fund

October	2022-2023	COUNTY OF GRUNDY SCHOOL DIST 111			
Account	Account Description	Beginning Balance	Debit	Credit	Ending Balance
<b>11 - Activity Fund</b>					
Q - Equity					
11 Q 7150 0000 30 300 910021	SPORTS - GIRLS TRACK	(667.52)	0.00	345.25	(1,012.77)
11 Q 7150 0000 30 300 910022	SPORTS - GIRLS VOLLEYBALL	(4,810.71)	1,984.95	14,847.56	(17,673.32)
11 Q 7150 0000 30 300 910023	SPORTS - LACROSSE	(3,319.58)	0.00	0.00	(3,319.58)
11 Q 7150 0000 30 300 910024	SPORTS - OUTDOOR ED TRIP	(7,626.70)	0.00	0.00	(7,626.70)
11 Q 7150 0000 30 300 910025	SPORTS - POMS	(11,299.20)	4,120.18	7,497.14	(14,676.16)
11 Q 7150 0000 30 300 910026	SPORTS - SOFTBALL	(6,569.08)	0.00	345.25	(6,914.33)
11 Q 7150 0000 30 300 910027	SPORTS - SWIMMING B&G	(545.34)	0.00	0.00	(545.34)
11 Q 7150 0000 30 300 910028	SPORTS - WRESTLING BOYS	(6,412.03)	0.00	0.00	(6,412.03)
11 Q 7150 0000 30 300 910029	SUMMER CAMPS - BAND CAMP	(25,790.94)	25,790.94	0.00	0.00
11 Q 7150 0000 30 300 910031	SUMMER CAMPS - BOYS BASKETBALL	(7,892.50)	7,892.50	0.00	0.00
11 Q 7150 0000 30 300 910033	SUMMER CAMPS - CHEERLEADING	(1,920.00)	1,920.00	0.00	0.00
11 Q 7150 0000 30 300 910034	SUMMER CAMPS - CROSS COUNTRY	(5,850.00)	5,490.00	0.00	(360.00)
11 Q 7150 0000 30 300 910035	SUMMER CAMPS - FOOTBALL	(13,020.00)	13,020.00	0.00	0.00
11 Q 7150 0000 30 300 910036	SUMMER CAMPS - GIRLS BASKETBALL	(1,510.00)	1,510.00	0.00	0.00
11 Q 7150 0000 30 300 910037	SUMMER CAMPS - GIRLS VOLLEYBALL	(5,720.00)	5,720.00	0.00	0.00
11 Q 7150 0000 30 300 910038	SUMMER CAMPS - POMS	(5,933.50)	5,933.50	0.00	0.00
11 Q 7150 0000 30 300 910039	SUMMER CAMPS - SOCCER	(1,964.50)	1,964.50	0.00	0.00
11 Q 7150 0000 30 300 910040	SUMMER CAMPS - CONDITIONING	(1,381.00)	1,381.00	0.00	0.00
11 Q 7150 0000 30 300 910041	SUMMER CAMPS - TENNIS CO-ED	(2,492.38)	2,492.38	0.00	0.00
11 Q 7150 0000 70 300 900001	ACTIVITIES - POP	(6,597.62)	770.92	378.66	(6,205.36)
11 Q 7150 0000 70 300 900002	ACTIVITIES - ART CLUB	(692.10)	0.00	0.00	(692.10)
11 Q 7150 0000 70 300 900003	ACTIVITIES - ATHLETIC LEADERSHIP	(342.50)	0.00	0.00	(342.50)
11 Q 7150 0000 70 300 900005	ACTIVITIES - CHESS	(343.00)	0.00	0.00	(343.00)
11 Q 7150 0000 70 300 900007	ACTIVITIES - CHORUS	(3,362.11)	0.00	0.00	(3,362.11)
11 Q 7150 0000 70 300 900008	ACTIVITIES - CLASS OF 2025	(4,333.53)	0.00	0.00	(4,333.53)
11 Q 7150 0000 70 300 900009	ACTIVITIES - CLASS OF 2026	(672.94)	0.00	0.00	(672.94)

## Balance Sheet Detail by Fund

October	2022-2023	COUNTY OF GRUNDY SCHOOL DIST 111			
Account	Account Description	Beginning Balance	Debit	Credit	Ending Balance
<b>11 - Activity Fund</b>					
Q - Equity					
11 Q 7150 0000 70 300 900012	ACTIVITIES - CLASS OF 2023	(66,605.37)	62,206.36	68.27	(4,467.28)
11 Q 7150 0000 70 300 900013	ACTIVITIES - CLASS OF 2024	(17,255.85)	2,852.86	3.27	(14,406.26)
11 Q 7150 0000 70 300 900014	ACTIVITIES - COMMUNITY GARDEN	(615.39)	0.00	0.00	(615.39)
11 Q 7150 0000 70 300 900015	ACTIVITIES - CULINARY ARTS	(876.96)	0.00	0.00	(876.96)
11 Q 7150 0000 70 300 900017	ACTIVITIES - DREAM	(500.90)	0.00	0.00	(500.90)
11 Q 7150 0000 70 300 900018	ACTIVITIES - FASHION MERCHANDISING	(223.31)	0.00	0.00	(223.31)
11 Q 7150 0000 70 300 900019	ACTIVITIES - FCCLA	(123.80)	0.00	0.00	(123.80)
11 Q 7150 0000 70 300 900020	ACTIVITIES - FFA	(8,301.50)	0.00	0.00	(8,301.50)
11 Q 7150 0000 70 300 900021	ACTIVITIES - FRENCH NHS	(305.91)	0.00	0.00	(305.91)
11 Q 7150 0000 70 300 900022	ACTIVITIES - FUTURE BUSINESS LEADERS	(140.86)	0.00	0.00	(140.86)
11 Q 7150 0000 70 300 900023	ACTIVITIES - I.O.T.A.	(2,385.38)	0.00	0.00	(2,385.38)
11 Q 7150 0000 70 300 900024	ACTIVITIES - INDIAN CLIMBING CLUB	(561.80)	0.00	0.00	(561.80)
11 Q 7150 0000 70 300 900025	ACTIVITIES - INDIAN NATION	(90.21)	0.00	0.00	(90.21)
11 Q 7150 0000 70 300 900026	ACTIVITIES - INT'L CLUB	(36.25)	1,951.56	0.00	1,915.31
11 Q 7150 0000 70 300 900027	ACTIVITIES - INT'L THESPIANS	(15,518.94)	1,300.00	0.00	(14,218.94)
11 Q 7150 0000 70 300 900028	ACTIVITIES - INTERACT	(176.55)	0.00	0.00	(176.55)
11 Q 7150 0000 70 300 900029	ACTIVITIES - INVESTMENT CLUB	(108.16)	0.00	0.00	(108.16)
11 Q 7150 0000 70 300 900030	ACTIVITIES - JUDO	(13,758.41)	0.00	150.00	(13,908.41)
11 Q 7150 0000 70 300 900031	ACTIVITIES - KALEIDOSCOPE	(1,094.07)	0.00	0.00	(1,094.07)
11 Q 7150 0000 70 300 900032	ACTIVITIES - MAC	(11,439.00)	2,219.60	0.00	(9,219.40)
11 Q 7150 0000 70 300 900033	ACTIVITIES - MATH TEAM	(246.00)	0.00	0.00	(246.00)
11 Q 7150 0000 70 300 900034	ACTIVITIES - MCHS BOOK CLUB	(598.77)	0.00	0.00	(598.77)
11 Q 7150 0000 70 300 900035	ACTIVITIES - MEMORIAL GARDEN	(888.23)	0.00	0.00	(888.23)
11 Q 7150 0000 70 300 900036	ACTIVITIES - MUSICAL	(5,015.70)	0.00	0.00	(5,015.70)
11 Q 7150 0000 70 300 900037	ACTIVITIES - NEEDY FAMILIES	(3,485.13)	0.00	7,423.30	(10,908.43)
11 Q 7150 0000 70 300 900038	ACTIVITIES - NHS	(381.48)	35.00	1,098.39	(1,444.87)
11 Q 7150 0000 70 300 900039	ACTIVITIES - ORCHESIS	(4,555.43)	0.00	0.00	(4,555.43)

## Balance Sheet Detail by Fund

October	2022-2023	COUNTY OF GRUNDY SCHOOL DIST 111			
Account	Account Description	Beginning Balance	Debit	Credit	Ending Balance
<b>11 - Activity Fund</b>					
Q - Equity					
11 Q 7150 0000 70 300 900040	ACTIVITIES - PAC RESTORATION	(3,770.04)	652.13	0.00	(3,117.91)
11 Q 7150 0000 70 300 900041	ACTIVITIES - PERCUSSION	(5,272.99)	0.00	0.00	(5,272.99)
11 Q 7150 0000 70 300 900043	ACTIVITIES - NEWSPAPER	(392.26)	0.00	0.00	(392.26)
11 Q 7150 0000 70 300 900044	ACTIVITIES - SADD	(381.95)	0.00	0.00	(381.95)
11 Q 7150 0000 70 300 900045	ACTIVITIES - SCHOLASTIC BOWL	(407.80)	0.00	0.00	(407.80) 163
11 Q 7150 0000 70 300 900046	ACTIVITIES - SPANISH NHS	(1,306.32)	0.00	0.00	(1,306.32)
11 Q 7150 0000 70 300 900047	ACTIVITIES - SPEECH	39,583.27	0.00	0.00	39,583.27
11 Q 7150 0000 70 300 900048	ACTIVITIES - STUDENT COUNCIL	(51,216.88)	5,437.20	61,545.00	(107,324.68)
11 Q 7150 0000 70 300 900049	ACTIVITIES - TSA	(2,571.06)	0.00	0.00	(2,571.06)
11 Q 7150 0000 70 300 900050	ACTIVITIES - UNDERWATER ROBOTIC	(2,201.79)	86.50	0.00	(2,115.29)
11 Q 7150 0000 70 300 900051	ACTIVITIES - WINTERGUARD	(6,057.51)	500.00	1,050.00	(6,607.51)
11 Q 7150 0000 70 300 900052	ACTIVITIES - WYSE	(418.94)	0.00	0.00	(418.94)
11 Q 7150 0000 70 300 900053	ACTIVITIES - YEARBOOK	(28,766.16)	440.00	0.00	(28,326.16)
11 Q 7150 0000 70 300 900055	ACTIVITIES - CYBRARY	(1,238.29)	0.00	0.00	(1,238.29)
11 Q 7150 0000 70 300 900056	FACULTY POP	(2,115.47)	1,052.88	19.66	(1,082.25)
11 Q 7150 0000 70 300 900057	PROJECT INDIAN	(2,085.53)	0.00	0.00	(2,085.53)
11 Q 7150 0000 70 300 900058	ACTIVITIES - PROM	(63,236.45)	21,130.09	0.00	(42,106.36)
11 Q 7150 0000 70 300 900059	SCHOLARSHIP	2,750.09	0.00	0.00	2,750.09
11 Q 7150 0000 70 300 900061	ACTIVITIES - ASL - AMERICAN SIGN LANGUAGE CLUB/NHS	(1,011.61)	0.00	0.00	(1,011.61)
11 Q 7150 0000 70 300 900062	ACTIVITIES - GREEN HOUSE	(2,492.85)	608.77	0.00	(1,884.08)
11 Q 7150 0000 70 300 900064	FOUNDATION SCHOLARSHIP	(5,000.00)	0.00	0.00	(5,000.00)
11 Q 7150 0000 70 300 900065	FOUNDATION ASSIST MCHS ATHLETICS/ACTIVITIES	(4,370.00)	1,050.00	0.00	(3,320.00)
<b>Totals for: 11 Q - Equity</b>		<b>(865,317.87)</b>	<b>233,417.25</b>	<b>183,377.81</b>	<b>(815,278.43)</b>
<b>Totals for Fund: 11 - Activity Fund</b>		<b>0.00</b>	<b>350,131.65</b>	<b>350,131.65</b>	<b>0.00</b>
		<b>Beginning Balance</b>	<b>Debit</b>	<b>Credit</b>	<b>Ending Balance</b>
<b>Totals for: A - Asset</b>		865,317.87	33,327.91	83,367.35	815,278.43
<b>Totals for: L - Liability</b>		0.00	83,386.49	83,386.49	0.00

## Balance Sheet Detail by Fund

October 2022-2023

COUNTY OF GRUNDY SCHOOL DIST 111

	Beginning Balance	Debit	Credit	Ending Balance
<b>Totals for: Q - Equity</b>	(865,317.87)	233,417.25	183,377.81	(815,278.43)
<b>Grand Totals:</b>	<b>0.00</b>	<b>350,131.65</b>	<b>350,131.65</b>	<b>0.00</b>

~~Account~~

164

Input Report

Date

10/31/2022

Cash and Investments Report

	Education	Oper/ Maint.	Debt Service *	Transportation	IMRF/ Soc Sec	Capital **	Working Cash	Tort	Life Safety	Total	Fund 11 Activities	Total Funds
Checking	\$1,036,021.04	\$66,631.15	\$21,293.05	\$56,813.27	\$55,128.50	\$86,848.47	\$82,379.54	\$24,948.28	\$25,595.40	<b>\$1,455,658.70</b>	\$513,906.51	<b>\$1,969,565.21</b>
Food Service Account	\$683,480.28									<b>\$683,480.28</b>	0	<b>\$683,480.28</b>
Imprest	\$5,979.34	\$466.72		\$1,778.40						<b>\$8,224.46</b>	0	<b>\$8,224.46</b>
Insurance Account	\$1,254,789.64	\$366,714.29		\$8,198.86				(26395.29)		<b>\$1,603,307.50</b>	0	<b>\$1,603,307.50</b>
PMA Cash Account	\$1,106,546.22	\$519,765.65	\$1,322,392.07	\$642,563.84	\$282,979.99	\$6,717,749.38	\$152,824.13	\$219,091.50	\$141,032.52	<b>\$11,104,945.30</b>	0	<b>\$11,104,945.30</b>
IPTIP	\$3,131,602.42	\$1,678,711.35	\$0.00	\$0.00	\$756,504.22	\$0.00	\$204,143.59	\$0.00	\$0.00	<b>\$5,770,961.58</b>	0	<b>\$5,770,961.58</b>
<b>Total Cash accounts</b>	<b>\$7,218,418.94</b>	<b>\$2,632,289.16</b>	<b>\$1,343,685.12</b>	<b>\$709,354.37</b>	<b>\$1,094,612.71</b>	<b>\$6,804,597.85</b>	<b>\$439,347.26</b>	<b>\$217,644.49</b>	<b>\$166,627.92</b>	<b>\$20,626,577.82</b>	<b>\$513,906.51</b>	<b>\$21,140,484.33</b>
PMA Investments	\$15,562,233.15	\$5,043,861.66	\$6,457,857.04	\$4,707,288.68	\$417,581.13	\$653,087.54	\$9,512,483.19	\$2,485,585.35	\$2,989,480.66	\$47,829,458.40	301,371.92	48,130,830.32
PMA 101 Investments	\$15,281,164.81	\$4,365,793.73	\$6,172,237.86	\$4,172,521.87	\$398,412.90	\$600,000.00	\$3,787,802.52	\$2,234,845.92	\$2,537,889.61	\$39,550,669.22	-	\$39,550,669.22
PMA 62 (Working Cash)						\$0.00				\$0.00	-	\$0.00
PMA 202						\$0.00				\$0.00	-	\$0.00
PMA 203 - 2006 Bond			\$130,375.49							\$130,375.49	-	\$130,375.49
PMA 65 (Capital)										\$0.00	-	\$0.00
US Bank	\$0.00									\$0.00	-	\$0.00
PMA 205 Working Cash							\$5,644,540.60			\$5,644,540.60	-	\$5,644,540.60
PMA 68										\$0.00	0	\$0.00
PMA 104 - General Reserve	\$281,068.34	\$678,067.93	\$155,243.69	\$534,766.81	\$19,168.23	\$53,087.54	\$80,140.07	\$250,739.43	\$451,591.05	\$2,503,873.09	0	\$2,503,873.09
PMA 208 - Health Life Safety									\$0.00	\$0.00	0	\$0.00
PMA 209 - Capital						\$39.41				\$39.41	0	\$39.41
Private Bank Investments	\$624,826.68	\$1,530.96	\$108,599.44	\$148,595.24	\$7,069.26	\$0.00	\$0.00	\$0.00	\$0.00	\$890,621.58	0	\$890,621.58
PMA 103 - Coady Scholarship										\$0.00	301371.92	\$301,371.92
<b>Total Investments</b>	<b>\$16,187,059.83</b>	<b>\$5,045,392.62</b>	<b>\$6,566,456.48</b>	<b>\$4,855,883.92</b>	<b>\$424,650.39</b>	<b>\$653,126.95</b>	<b>\$9,512,483.19</b>	<b>\$2,485,585.35</b>	<b>\$2,989,480.66</b>	<b>\$48,720,119.39</b>	<b>301,371.92</b>	<b>\$49,021,491.31</b>
<b>Total Cash &amp; Investments</b>	<b>\$23,405,478.77</b>	<b>\$7,677,681.78</b>	<b>\$7,910,141.60</b>	<b>\$5,565,238.29</b>	<b>\$1,519,263.10</b>	<b>\$7,457,724.80</b>	<b>\$9,951,830.45</b>	<b>\$2,703,229.84</b>	<b>\$3,156,108.58</b>	<b>\$69,346,697.21</b>	<b>\$815,278.43</b>	<b>\$70,161,975.64</b>

## Expenditure Report

Fiscal Year: 2022-2023  
Month: October

COUNTY OF GRUNDY SCHOOL DIST 111

Fund Description	Account	Account Description	Revised Budget	MTD Activity	Encumbrance	Pending Activity	Available Funds	Year to Date Activity	Percent of Budget Used
Education Fund	111134900	ESSER I Digital Equity Grant	0.00	0.00	0.00	0.00	0.00	0.00	0.00
Education Fund	111137000	ESSER I Digital Equity Grant	0.00	0.00	0.00	0.00	0.00	0.00	0.00
Education Fund	11130100	TITLE 1 SALARIES	65,000.00	3,022.70	0.00	0.00	56,221.32	8,778.68	13.51
Education Fund	1011130110	HIGH SCHOOL	0.00	0.00	0.00	0.00	0.00	0.00	0.00
Education Fund	11130110	DETENTION HALL SUPVSN	15,000.00	1,598.40	0.00	0.00	12,691.20	2,308.80	15.39
Education Fund	11130127	ELL INSTRUCTION	0.00	0.00	0.00	0.00	0.00	0.00	0.00
Education Fund	1113011002	ART SALARY	233,832.00	19,461.02	0.00	0.00	161,901.10	71,930.90	30.76
Education Fund	1113011005	ENGLISH/DRAMA SALARY	1,765,242.57	148,042.18	0.00	0.00	1,183,751.67	581,490.90	32.94
Education Fund	1113011006	FOREIGN LANG SALARY	807,861.58	72,465.32	0.00	0.00	528,775.23	279,086.35	34.55
Education Fund	1113011011	MATH SALARY	1,447,064.00	117,598.36	0.00	0.00	985,211.50	461,852.50	31.92
Education Fund	1113011012	MUSIC SALARY	262,937.00	21,911.42	0.00	0.00	176,375.23	86,561.77	32.92
Education Fund	1113011013	NATURAL SCIENCE	1,418,188.46	114,434.23	0.00	0.00	964,626.11	453,562.35	31.98
Education Fund	1113011015	SOCIAL SCIENCE SALARY	1,315,477.85	109,833.84	0.00	0.00	878,613.14	436,864.71	33.21
Education Fund	1113011027	DEPT CHAIR SALARY	754,901.93	62,908.52	0.00	0.00	501,277.87	253,624.06	33.60
Education Fund	1113011050	PHYS ED SALARY	1,256,854.02	102,186.96	0.00	0.00	854,865.47	401,988.55	31.98
Education Fund	11130111	OVERLOAD	59,649.00	4,970.80	0.00	0.00	35,102.69	24,546.31	41.15
Education Fund	11130112	PLAN TIME	203,034.00	16,850.03	0.00	0.00	135,148.91	67,885.09	33.44
Education Fund	11130120	CAMPUS MONITOR	0.00	0.00	0.00	0.00	0.00	0.00	0.00
Education Fund	11130121	SUB TEACHER SALARY	275,000.00	30,741.61	0.00	0.00	222,521.41	52,478.59	19.08
Education Fund	11130122	MENTORING	15,000.00	5,651.75	0.00	0.00	5,467.75	9,532.25	63.55
Education Fund	11130125	SUMMER CURRIC	8,000.00	0.00	0.00	0.00	7,857.00	143.00	1.79
Education Fund	11130126	POST RETIREMENT	63,460.83	0.00	0.00	0.00	63,460.83	0.00	0.00
Education Fund	11130128	SUMMER SCHOOL SALARY	26,000.00	0.00	0.00	0.00	26,000.00	0.00	0.00
Education Fund	11130130	HOMEBOUND	5,000.00	132.50	0.00	0.00	4,754.43	245.57	4.91

## Expenditure Report

Fiscal Year: 2022-2023  
Month: October

COUNTY OF GRUNDY SCHOOL DIST 111

Fund Description	Account	Account Description	Revised Budget	MTD Activity	Encumbrance	Pending Activity	Available Funds	Year to Date Activity	Percent of Budget Used
Education Fund	10-1130-211	OVERLOAD (IC)	0.00	0.00	0.00	0.00	0.00	0.00	0.00
Education Fund	1113021	INSTRUCTIONAL TRS	14,984.72	611.60	0.00	0.00	12,011.37	2,973.35	19.84
Education Fund	11130211	SUB TEACHER TRS	59,178.38	5,653.64	0.00	0.00	45,133.54	14,044.84	23.73
Education Fund	11130212	MENTORING TRS	1,800.44	678.24	0.00	0.00	656.45	1,143.99	63.54
Education Fund	11130213	SUMMER CURRIC TRS	0.00	0.00	0.00	0.00	-17.16	17.16	0.00
Education Fund	111302135	TRS PENALTY	4,000.00	6.60	0.00	3,771.65	230.34	-1.99	-0.05
Education Fund	1113021101	INSTRUCTIONAL TRS	0.00	0.00	0.00	0.00	0.00	0.00	0.00
Education Fund	1113021102	ART TRS	28,066.62	2,335.88	0.00	0.00	19,432.84	8,633.78	30.76
Education Fund	1113021105	ENGLISH/DRAMA TRS	211,880.30	17,769.43	0.00	0.00	142,084.16	69,796.14	32.94
Education Fund	1113021106	FOREIGN LANGUAGE TRS	96,966.82	8,697.91	0.00	0.00	63,468.45	33,498.37	34.55
Education Fund	111302111	MATH TRS	173,689.65	14,115.19	0.00	0.00	118,254.04	55,435.61	31.92
Education Fund	1113021112	MUSIC TRS	31,560.07	2,629.96	0.00	0.00	21,170.36	10,389.71	32.92
Education Fund	1113021113	NAT SCI TRS	170,223.74	13,735.35	0.00	0.00	115,783.29	54,440.45	31.98
Education Fund	1113021115	SOC SCI TRS	157,895.49	13,183.21	0.00	0.00	105,459.19	52,436.30	33.21
Education Fund	1113021121	DRIVER ED TRS	0.00	0.00	0.00	0.00	0.00	0.00	0.00
Education Fund	1113021127	DEPT CHAIR TRS	90,610.12	7,708.06	0.00	0.00	59,533.97	31,076.15	34.30
Education Fund	1113021150	PHYS ED TRS	150,858.90	12,265.41	0.00	0.00	102,608.72	48,250.18	31.98
Education Fund	10-1130-	DEPT CHAIR SALARY (GTL)	0.00	0.00	0.00	0.00	0.00	0.00	0.00
Education Fund	10-1130-222	DIST 111 GROUP MEDICAL	4,200,000.00	278,681.92	0.00	0.00	2,910,422.93	1,289,577.07	30.70
Education Fund	10-1130-	HIGH SCHOOL	0.00	0.00	0.00	0.00	0.00	0.00	0.00
Education Fund		TEACHING GROUP INS	187.51	0.00	0.00	0.00	61.50	126.01	67.20
Education Fund		10 E 1130 2220 00 300	0.00	0.00	0.00	0.00	0.00	0.00	0.00
Education Fund	1113022201	TEACHING GROUP INS	0.00	0.00	0.00	0.00	0.00	0.00	0.00
Education Fund	1113022202	ART GROUP INS	49,440.60	3,749.50	0.00	0.00	34,448.60	14,992.00	30.32

## Expenditure Report

Fiscal Year: 2022-2023  
Month: October

COUNTY OF GRUNDY SCHOOL DIST 111

Fund Description	Account	Account Description	Revised Budget	MTD Activity	Encumbrance	Pending Activity	Available Funds	Year to Date Activity	Percent of Budget Used
Education Fund	1113022205	ENGLISH GROUP INS	430,487.32	33,519.28	0.00	0.00	296,410.20	134,077.12	31.15
Education Fund	1113022206	FOREIGN LANG GROUP	266,056.57	19,509.26	0.00	0.00	187,309.53	78,747.04	29.60
Education Fund	1113022211	MATH GROUP INS	405,227.86	30,570.32	0.00	0.00	285,384.51	119,843.35	29.57
Education Fund	1113022212	MUSIC GROUP INS	61,674.12	4,679.10	0.00	0.00	42,957.72	18,716.40	30.35
Education Fund	1113022213	NAT SCI GROUP INS	355,248.77	25,618.32	0.00	0.00	251,239.79	104,008.98	29.28
Education Fund	1113022215	SOC SCI GROUP INS	275,364.14	21,017.72	0.00	0.00	191,606.14	83,758.00	30.42
Education Fund	1113022221	DRIVER ED GROUP INS	0.00	0.00	0.00	0.00	0.00	0.00	0.00
Education Fund	1113022225	CAMPUS MONITOR GROUP	0.00	0.00	0.00	0.00	0.00	0.00	0.00
Education Fund	1113022227	DEPT CHAIR GROUP	218,366.09	16,553.22	0.00	0.00	152,151.75	66,214.34	30.32
Education Fund	1113022250	PHYS ED GROUP INS	297,452.12	24,203.32	0.00	0.00	200,652.34	96,799.78	32.54
Education Fund		DIST 111 GROUP DENTAL	216,722.81	11,395.32	0.00	0.00	145,126.79	71,596.02	33.04
Education Fund		10 E 1130 2230 00 300	0.00	0.00	0.00	0.00	0.00	0.00	0.00
Education Fund		ART DENTAL INSURANCE	984.46	75.56	0.00	0.00	682.22	302.24	30.70
Education Fund		ENGLISH DENTAL INS	9,576.06	741.44	0.00	0.00	6,610.30	2,965.76	30.97
Education Fund		FOREIGN LANG DENTAL	5,920.23	415.58	0.00	0.00	4,220.13	1,700.10	28.72
Education Fund		MATH DENTAL INS	8,930.58	642.26	0.00	0.00	6,418.21	2,512.37	28.13
Education Fund		MUSIC DENTAL INS	1,476.68	113.34	0.00	0.00	1,023.32	453.36	30.70
Education Fund		NAT SCI DENTAL INS	8,926.82	680.04	0.00	0.00	6,225.55	2,701.27	30.26
Education Fund		SOC SCI DENTAL INS	7,489.06	580.86	0.00	0.00	5,179.16	2,309.90	30.84
Education Fund		DEPT CHAIR DENTAL INS	9,827.94	755.90	0.00	0.00	6,804.34	3,023.60	30.77
Education Fund		PHYS ED DENTAL INS	5,724.58	453.36	0.00	0.00	3,911.14	1,813.44	31.68
Education Fund	11131230	COLLEGE TUITION REIMB	70,000.00	4,995.00	0.00	2,775.00	38,645.00	28,580.00	40.83
Education Fund		10 E 1130 2340 13 300	0.00	0.00	0.00	0.00	0.00	0.00	0.00
Education Fund	1113030006	FOREIGN LANG CONTR	2,390.00	0.00	0.00	0.00	1,471.15	918.85	38.45

## Expenditure Report

Fiscal Year: 2022-2023  
Month: October

COUNTY OF GRUNDY SCHOOL DIST 111

Fund Description	Account	Account Description	Revised Budget	MTD Activity	Encumbrance	Pending Activity	Available Funds	Year to Date Activity	Percent of Budget Used
Education Fund	1113030006	FOREIGN LANG CONT	0.00	0.00	0.00	0.00	0.00	0.00	0.00
Education Fund	1110030012	BAND PURCHASE SERV	13,000.00	5,000.00	0.00	0.00	3,558.20	9,441.80	72.63
Education Fund	1110030112	CHORUS PURCHASE SERV	12,675.00	0.00	0.00	0.00	12,675.00	0.00	0.00
Education Fund	1110030212	STRINGS PURCHASE	0.00	1,790.00	0.00	0.00	-1,790.00	1,790.00	0.00
Education Fund	1110030012	BAND CONT SERV S	0.00	0.00	0.00	0.00	0.00	0.00	169
Education Fund	1110030112	CHORUS CONT SERV S	0.00	0.00	0.00	0.00	0.00	0.00	
Education Fund	1110030212	STRINGS CONT SERV S	0.00	0.00	0.00	0.00	0.00	0.00	0.00
Education Fund	1113030021	DRIVER ED CONTRACT	0.00	0.00	0.00	0.00	0.00	0.00	0.00
Education Fund	1113031025	POLICE LIAISON	0.00	0.00	0.00	0.00	0.00	0.00	0.00
Education Fund	1113031125	EVENT SECURITY	0.00	0.00	0.00	0.00	0.00	0.00	0.00
Education Fund	11131314	CURRIC DEVEL/LRNG OBJ	0.00	0.00	0.00	0.00	0.00	0.00	0.00
Education Fund	11131315	STAFF DEVELOPMENT	0.00	0.00	0.00	0.00	0.00	0.00	0.00
Education Fund	11130322	TOWEL CONTRACT SERV	0.00	0.00	0.00	0.00	0.00	0.00	0.00
Education Fund	1113032302	ART CONTRACT SERV	0.00	0.00	0.00	0.00	0.00	0.00	0.00
Education Fund	1113032302	ART CONT SERV S	0.00	0.00	0.00	0.00	0.00	0.00	0.00
Education Fund	1113032305	ENGLISH CONTRACT SERV	5,000.00	0.00	0.00	0.00	-1,000.00	6,000.00	120.00
Education Fund	1113032305	ENGLISH CONT SERV S	0.00	0.00	0.00	0.00	0.00	0.00	0.00
Education Fund	1110032312	BAND REPAIR & MAINT	8,000.00	0.00	0.00	0.00	6,916.08	1,083.92	13.55
Education Fund	1110032412	CHORUS REPAIR & MAINT	1,500.00	340.00	0.00	0.00	1,160.00	340.00	22.67
Education Fund	1110032512	STRINGS REPAIR & MAINT	0.00	0.00	0.00	0.00	0.00	0.00	0.00
Education Fund	1110032312	BAND REPAIR & MAINT S	0.00	0.00	0.00	0.00	0.00	0.00	0.00
Education Fund	1110032412	CHORUS REPAIR & MAINT	0.00	0.00	0.00	0.00	0.00	0.00	0.00
Education Fund	1110032512	STRINGS REPAIR & MAINT	0.00	0.00	0.00	0.00	0.00	0.00	0.00
Education Fund	1113032313	NAT SCI CONTRACT SERV	1,049.00	0.00	0.00	0.00	159.00	890.00	84.84

## Expenditure Report

Fiscal Year: 2022-2023  
Month: October

COUNTY OF GRUNDY SCHOOL DIST 111

Fund Description	Account	Account Description	Revised Budget	MTD Activity	Encumbrance	Pending Activity	Available Funds	Year to Date Activity	Percent of Budget Used
Education Fund	1113032313	NAT SCI CONT SERV S	0.00	0.00	0.00	0.00	0.00	0.00	0.00
Education Fund	1113032315	SOC SCI CONTRACT SERV	489.00	0.00	0.00	0.00	489.00	0.00	0.00
Education Fund	1113032315	SOC SCI CONT SERV S	0.00	0.00	0.00	0.00	0.00	0.00	0.00
Education Fund	1113032350	PHYS ED CONTRACT SERV	3,440.00	700.00	0.00	0.00	940.00	2,500.00	72.67
Education Fund	1113032351	BOWING COSTS	0.00	0.00	0.00	0.00	0.00	0.00	0.00
Education Fund	1113032350	PHYS ED CONT SERV S	0.00	0.00	0.00	0.00	0.00	0.00	170 0.00
Education Fund	11130332	GENERAL EDUCATION	500.00	0.00	0.00	0.00	500.00	0.00	0.00
Education Fund	11131332	TYPE 75 TRAVEL	0.00	0.00	0.00	0.00	0.00	0.00	0.00
Education Fund	11130380	UNEMPLOYMENT	3,000.00	0.00	0.00	0.00	3,000.00	0.00	0.00
Education Fund	11130381	WORKERS COMP	0.00	0.00	0.00	0.00	0.00	0.00	0.00
Education Fund	1113038021	DRIVER ED CAR	0.00	0.00	0.00	0.00	0.00	0.00	0.00
Education Fund	11130400	TITLE 1 SUPPLIES	0.00	0.00	0.00	0.00	0.00	0.00	0.00
Education Fund	1113040005	ENGLISH RESALE	0.00	0.00	0.00	0.00	0.00	0.00	0.00
Education Fund	1113040011	MATH SUPPLIES RESALE	0.00	0.00	0.00	0.00	0.00	0.00	0.00
Education Fund	1113040050	PHYS ED RESALE	4,629.00	0.00	0.00	0.00	1,632.00	2,997.00	64.74
Education Fund	1113040050	PHYS ED RESALE	0.00	0.00	0.00	0.00	0.00	0.00	0.00
Education Fund	11130410	GEN ED	20,000.00	779.00	29.97	95.52	4,452.63	15,421.88	77.11
Education Fund	11130411	ECOLAB GRANT SUPPLIES	0.00	0.00	0.00	0.00	0.00	0.00	0.00
Education Fund	11131410	CURRIC DEVEL/LRNG	1,500.00	0.00	2.80	0.00	1,427.00	70.20	4.68
Education Fund	11131411	STAFF DEVELOPMENT	0.00	0.00	0.00	0.00	0.00	0.00	0.00
Education Fund	11131412	TPI GRANT SUPPLIES	0.00	0.00	0.00	0.00	0.00	0.00	0.00
Education Fund	111304102	GEN ED SUPPLIES S	0.00	0.00	0.00	0.00	0.00	0.00	0.00
Education Fund	1113041002	ART SUPPLIES	20,080.00	1,846.43	577.69	836.03	10,805.71	7,860.57	39.15
Education Fund	1113041102	ART/COMP TECH	2,100.00	0.00	0.00	0.00	2,100.00	0.00	0.00

## Expenditure Report

Fiscal Year: 2022-2023  
Month: October

COUNTY OF GRUNDY SCHOOL DIST 111

Fund Description	Account	Account Description	Revised Budget	MTD Activity	Encumbrance	Pending Activity	Available Funds	Year to Date Activity	Percent of Budget Used
Education Fund	1113041002	ART SUPPLIES S	0.00	0.00	0.00	0.00	0.00	0.00	0.00
Education Fund	1113041102	ART/COMP TECH SUPPLY	0.00	0.00	0.00	0.00	0.00	0.00	0.00
Education Fund	1113041005	ENGLISH/DRAMA	1,744.00	0.00	0.00	0.00	1,744.00	0.00	0.00
Education Fund	1113041505	ENGLISH/COMP TECH	0.00	0.00	0.00	0.00	0.00	0.00	0.00
Education Fund	1113041005	ENGLISH/DRAMA SUPPLY	0.00	0.00	0.00	0.00	0.00	0.00	0.00
Education Fund	1113041505	ENGLISH/COMP TECH SUP	0.00	0.00	0.00	0.00	0.00	0.00	0.00
Education Fund	1113041006	FOREIGN LANG SUPPLIES	4,618.00	149.00	395.26	311.22	1,826.62	2,084.90	45.15
Education Fund	1113041106	FOREIGN LANG/COMP	0.00	0.00	0.00	0.00	0.00	0.00	0.00
Education Fund	1113041006	FORN LANG SUPPLIES S	0.00	0.00	0.00	0.00	0.00	0.00	0.00
Education Fund	1113041106	FORN LANG COMP TECH S	0.00	0.00	0.00	0.00	0.00	0.00	0.00
Education Fund	1113041011	MATH SUPPLIES	4,059.00	653.75	0.00	402.78	2,374.54	1,281.68	31.58
Education Fund	1113041211	MATH/COMP TECH	1,000.00	0.00	0.00	0.00	1,000.00	0.00	0.00
Education Fund	1113041011	MATH SUPPLIES S	0.00	-653.75	0.00	0.00	0.00	0.00	0.00
Education Fund	1113041211	MATH/COMP TECH SUP S	0.00	0.00	0.00	0.00	0.00	0.00	0.00
Education Fund	1110041012	BAND SUPPLIES	6,520.00	0.00	454.40	0.00	5,672.61	392.99	6.03
Education Fund	1110041112	CHORUS SUPPLIES	6,000.00	14.75	37.50	0.00	5,383.77	578.73	9.65
Education Fund	1110041212	STRINGS SUPPLIES	1,000.00	0.00	0.00	0.00	861.11	138.89	13.89
Education Fund	1113041012	BAND-CHORUS/COMP	0.00	0.00	0.00	0.00	0.00	0.00	0.00
Education Fund	1110041012	BAND SUPPLIES S	0.00	0.00	0.00	0.00	0.00	0.00	0.00
Education Fund	1110041112	GENERAL MUSIC	2,775.00	0.00	0.00	0.00	-20.17	2,795.17	100.73
Education Fund	1110041212	STRINGS SUPPLIES S	0.00	0.00	0.00	0.00	0.00	0.00	0.00
Education Fund	1113041012	BAND-CHORUS/COMP	0.00	0.00	0.00	0.00	0.00	0.00	0.00
Education Fund	1113041013	NAT SCI SUPPLIES	36,889.00	11,917.31	1,734.80	214.64	15,511.55	19,428.01	52.67
Education Fund	1113041113	NAT SCI/COMP TECH	0.00	0.00	0.00	0.00	0.00	0.00	0.00

## Expenditure Report

Fiscal Year: 2022-2023  
Month: October

COUNTY OF GRUNDY SCHOOL DIST 111

Fund Description	Account	Account Description	Revised Budget	MTD Activity	Encumbrance	Pending Activity	Available Funds	Year to Date Activity	Percent of Budget Used
Education Fund	1113041013	NAT SCI SUPPLIES S	0.00	0.00	0.00	0.00	0.00	0.00	0.00
Education Fund	1113041113	NAT SCI/COMP TECH S	0.00	0.00	0.00	0.00	0.00	0.00	0.00
Education Fund	1113041015	SOC SCI SUPPLIES	5,000.00	121.07	53.39	0.00	4,519.26	427.35	8.55
Education Fund	1113041115	SOC SCI/COMP TECH	0.00	0.00	0.00	0.00	0.00	0.00	0.00
Education Fund	1113041015	SOC SCI SUPPLIES S	0.00	0.00	0.00	0.00	0.00	0.00	172
Education Fund	1113041115	SCO SCI/COMP TECH S	0.00	0.00	0.00	0.00	0.00	0.00	
Education Fund	1113041021	DRIVER ED SUPPLIES	0.00	0.00	1,076.00	0.00	-1,600.82	524.82	0.00
Education Fund	1113041050	PHYS ED SUPPLIES	29,443.00	1,510.24	2,918.83	0.00	10,822.32	15,701.85	53.33
Education Fund	1113041150	PHYS ED COMP TECH	0.00	0.00	0.00	0.00	0.00	0.00	0.00
Education Fund	1113041050	PHS ED SUPPLIES S	0.00	0.00	0.00	0.00	0.00	0.00	0.00
Education Fund	1113041150	PHYS ED COMP TECH	0.00	0.00	0.00	0.00	0.00	0.00	0.00
Education Fund	11130420	GENERAL EDUC	0.00	0.00	0.00	0.00	0.00	0.00	0.00
Education Fund	111304202	GENERAL ED TEXTBOOKS	0.00	0.00	0.00	0.00	0.00	0.00	0.00
Education Fund	1113042002	ART TEXTBOOKS	0.00	0.00	0.00	0.00	0.00	0.00	0.00
Education Fund	1113042002	ART TEXTBOOKS S	0.00	0.00	0.00	0.00	0.00	0.00	0.00
Education Fund	1113042005	ENGLISH/DRAMA	7,000.00	0.00	0.00	0.00	4,065.00	2,935.00	41.93
Education Fund	1113042005	ENGLISH/DRAMA TEXTBKS	0.00	3,242.80	0.00	0.00	-3,519.10	3,519.10	0.00
Education Fund	1113042006	FOREIGN LANG	19,699.00	0.00	1,861.19	0.00	6,374.26	11,463.55	58.19
Education Fund	1113042006	FORN LANG TEXTBOOKS S	0.00	0.00	0.00	0.00	0.00	0.00	0.00
Education Fund	1113042011	MATH TEXTBOOKS	30,785.00	0.00	0.00	0.00	30,785.00	0.00	0.00
Education Fund	1113042011	MATH TEXTBOOKS S	0.00	783.00	0.00	0.00	-28,206.44	28,206.44	0.00
Education Fund	1110042012	BAND TEXTBOOKS	0.00	0.00	0.00	0.00	0.00	0.00	0.00
Education Fund	1110042112	MUSIC TEXTBOOKS	1,640.00	0.00	0.00	0.00	1,640.00	0.00	0.00
Education Fund	1110042212	STRINGS TEXTBOOKS	150.00	0.00	0.00	0.00	150.00	0.00	0.00

## Expenditure Report

Fiscal Year: 2022-2023  
Month: October

COUNTY OF GRUNDY SCHOOL DIST 111

Fund Description	Account	Account Description	Revised Budget	MTD Activity	Encumbrance	Pending Activity	Available Funds	Year to Date Activity	Percent of Budget Used
Education Fund	1110042012	BAND TEXTBOOKS S	0.00	0.00	0.00	0.00	0.00	0.00	0.00
Education Fund	1110042112	CHORUS TEXTBOOKS S	0.00	0.00	0.00	0.00	0.00	0.00	0.00
Education Fund	1110042212	STRINGS TEXTBOOKS S	0.00	0.00	0.00	0.00	0.00	0.00	0.00
Education Fund	1113042013	NAT SCI TEXTBOOKS	21,857.00	0.00	0.00	0.00	5,027.00	16,830.00	77.00
Education Fund	1113042013	NAT SCI TEXTBOOKS S	0.00	3,380.56	0.00	0.00	-3,380.56	3,380.56	0.00
Education Fund	1113042015	SOC SCI TEXTBOOKS	23,920.00	0.00	0.00	0.00	-34,292.70	58,212.70	243.36
Education Fund	1113042015	SOC SCI TEXTBOOKS S	0.00	0.00	0.00	0.00	0.00	0.00	0.00
Education Fund	1113042021	DRIVER ED TEXTBOOKS	0.00	0.00	0.00	0.00	0.00	0.00	0.00
Education Fund	1113042050	PHYS ED TEXTBOOKS	0.00	0.00	0.00	0.00	-11,667.67	11,667.67	0.00
Education Fund	1113042050	PHS ED TEXTBOOKS S	0.00	0.00	0.00	0.00	0.00	0.00	0.00
Education Fund	1113043002	ART PERIODICALS	0.00	0.00	0.00	0.00	0.00	0.00	0.00
Education Fund	1113043002	ART PERIODICALS S	0.00	0.00	0.00	0.00	0.00	0.00	0.00
Education Fund	1113043005	ENGLISH PERIODICALS	1,772.00	0.00	0.00	0.00	1,772.00	0.00	0.00
Education Fund	1113043005	ENGLISH PERIODICALS S	0.00	0.00	0.00	0.00	0.00	0.00	0.00
Education Fund	1113043015	SOC SCI PERIODICALS	0.00	0.00	0.00	0.00	0.00	0.00	0.00
Education Fund	1113043015	SOC SCI PERIODICALS S	0.00	0.00	0.00	0.00	0.00	0.00	0.00
Education Fund	1113043050	PHYS ED PERIODICALS	0.00	0.00	0.00	0.00	0.00	0.00	0.00
Education Fund	1113043050	PHYS ED PERIODICALS S	0.00	0.00	0.00	0.00	0.00	0.00	0.00
Education Fund	1113049002	ART VIDEO/SOFTWARE	0.00	0.00	0.00	0.00	0.00	0.00	0.00
Education Fund	1113049002	ART VIDEO/SOFTWARE S	0.00	0.00	0.00	0.00	0.00	0.00	0.00
Education Fund	1113049005	ENGLISH	0.00	0.00	0.00	0.00	0.00	0.00	0.00
Education Fund	1113049005	ENGLISH	0.00	0.00	0.00	0.00	0.00	0.00	0.00
Education Fund	1113049006	FOREIGN LANG	0.00	0.00	0.00	0.00	0.00	0.00	0.00
Education Fund	1113049006	FORN LANG	0.00	0.00	0.00	0.00	0.00	0.00	0.00

## Expenditure Report

Fiscal Year: 2022-2023  
Month: October

COUNTY OF GRUNDY SCHOOL DIST 111

Fund Description	Account	Account Description	Revised Budget	MTD Activity	Encumbrance	Pending Activity	Available Funds	Year to Date Activity	Percent of Budget Used
Education Fund	1113049011	MATH VIDEO/SOFTWARE	480.00	0.00	0.00	0.00	480.00	0.00	0.00
Education Fund	1113049011	MATH VIDEO/SOFTWARE S	0.00	0.00	0.00	0.00	0.00	0.00	0.00
Education Fund	1110049112	BAND VIDEO/SOFTWARE	0.00	0.00	0.00	0.00	0.00	0.00	0.00
Education Fund	1110049212	CHORUS	0.00	0.00	0.00	0.00	0.00	0.00	0.00
Education Fund	1110049312	STRINGS	0.00	0.00	0.00	0.00	0.00	0.00	0.00
Education Fund	1110049112	BAND VIDEO/SOFTWARE S	0.00	0.00	0.00	0.00	0.00	0.00	174 0.00
Education Fund	1110049212	CHORUS	0.00	0.00	0.00	0.00	0.00	0.00	0.00
Education Fund	1110049312	STRINGS	0.00	0.00	0.00	0.00	0.00	0.00	0.00
Education Fund	1113049013	NAT SCI	8,000.00	0.00	0.00	462.00	188.00	7,350.00	91.88
Education Fund	1113049013	NAT SCI	0.00	0.00	0.00	0.00	0.00	0.00	0.00
Education Fund	1113049015	SOC SCI	0.00	0.00	0.00	0.00	0.00	0.00	0.00
Education Fund	1113049015	SOC SCI	0.00	0.00	0.00	0.00	0.00	0.00	0.00
Education Fund	1113049021	DRIVER ED	0.00	0.00	0.00	0.00	0.00	0.00	0.00
Education Fund	1113049050	PE/HEALTH	0.00	0.00	0.00	0.00	0.00	0.00	0.00
Education Fund	1113049050	PHYS ED	0.00	0.00	0.00	0.00	0.00	0.00	0.00
Education Fund	1113054002	ART EQUIPMENT	10,000.00	0.00	12,757.89	0.00	-2,757.89	0.00	0.00
Education Fund	1113054002	ART EQUIPMENT S	0.00	0.00	0.00	0.00	0.00	0.00	0.00
Education Fund	1113054005	ENGLISH EQUIPMENT	0.00	0.00	0.00	0.00	0.00	0.00	0.00
Education Fund	1113054005	ENGLISH EQUIPMENT S	0.00	0.00	0.00	0.00	0.00	0.00	0.00
Education Fund	1113054006	FOREIGN LANG	0.00	0.00	0.00	0.00	0.00	0.00	0.00
Education Fund	1113054006	FORN LANG EQUIPMENT S	0.00	0.00	0.00	0.00	0.00	0.00	0.00
Education Fund	1113054011	MATH EQUIPMENT	0.00	0.00	0.00	0.00	0.00	0.00	0.00
Education Fund	1113054011	MATH EQUIPMENT S	0.00	0.00	0.00	0.00	0.00	0.00	0.00
Education Fund	1110054012	BAND EQUIPMENT	19,240.00	213.95	2,699.97	0.00	15,138.17	1,401.86	7.29

## Expenditure Report

Fiscal Year: 2022-2023  
Month: October

COUNTY OF GRUNDY SCHOOL DIST 111

Fund Description	Account	Account Description	Revised Budget	MTD Activity	Encumbrance	Pending Activity	Available Funds	Year to Date Activity	Percent of Budget Used
Education Fund	1110054112	CHORUS EQUIPMENT	0.00	0.00	0.00	0.00	0.00	0.00	0.00
Education Fund	1110054212	STRINGS EQUIPMENT	0.00	0.00	0.00	0.00	0.00	0.00	0.00
Education Fund	1110054012	BAND EQUIPMENT S	0.00	0.00	0.00	0.00	0.00	0.00	0.00
Education Fund	1110054112	CHORUS EQUIPMENT S	0.00	0.00	0.00	0.00	0.00	0.00	0.00
Education Fund	1110054212	STRINGS EQUIPMENT S	0.00	0.00	0.00	0.00	0.00	0.00	0.00
Education Fund	1113054013	NAT SCI EQUIPMENT	0.00	0.00	0.00	0.00	0.00	0.00	175 0.00
Education Fund	1113054013	NAT SCI EQUIPMENT S	0.00	0.00	0.00	0.00	0.00	0.00	0.00
Education Fund	1113054015	SOC SCI EQUIPMENT	0.00	0.00	0.00	0.00	0.00	0.00	0.00
Education Fund	1113054015	SOC SCI EQUIPMENT S	0.00	0.00	0.00	0.00	0.00	0.00	0.00
Education Fund	1113054021	DRIVER ED EQUIPMENT	0.00	0.00	0.00	0.00	0.00	0.00	0.00
Education Fund	1113054050	PHYS ED EQUIPMENT	0.00	0.00	0.00	0.00	0.00	0.00	0.00
Education Fund	1113054050	PHYS ED EQUIPMENT S	0.00	0.00	0.00	0.00	0.00	0.00	0.00
Education Fund	1113055021	DRIVER ED VEHICLES	0.00	0.00	0.00	0.00	0.00	0.00	0.00
Education Fund	11130642	JJC TUITION	0.00	0.00	0.00	0.00	0.00	0.00	0.00
Education Fund	1113064002	ART DUES/FEES/LIT	0.00	0.00	0.00	0.00	0.00	0.00	0.00
Education Fund	1113064005	ENGLISH DUES/FEES	0.00	0.00	0.00	0.00	0.00	0.00	0.00
Education Fund	1113064005	ENGLISH DUES/FEES/LIT	0.00	0.00	0.00	0.00	0.00	0.00	0.00
Education Fund	1113064006	FOREIGN LANG	0.00	0.00	0.00	0.00	0.00	0.00	0.00
Education Fund	1113064006	FORN LANG	0.00	0.00	0.00	0.00	0.00	0.00	0.00
Education Fund	1113064011	MATH DUES & FEES	0.00	0.00	0.00	0.00	0.00	0.00	0.00
Education Fund	1113064011	MATH DUES/FEES/LIT S	0.00	0.00	0.00	0.00	0.00	0.00	0.00
Education Fund	1110064012	BAND CLINICS	1,500.00	0.00	0.00	0.00	1,500.00	0.00	0.00
Education Fund	1110064112	CHORUS CLINICS	1,500.00	0.00	0.00	0.00	1,500.00	0.00	0.00
Education Fund	1110064212	STRINGS CLINICS	0.00	0.00	0.00	0.00	0.00	0.00	0.00

## Expenditure Report

Fiscal Year: 2022-2023  
Month: October

COUNTY OF GRUNDY SCHOOL DIST 111

Fund Description	Account	Account Description	Revised Budget	MTD Activity	Encumbrance	Pending Activity	Available Funds	Year to Date Activity	Percent of Budget Used
Education Fund	1110064312	BAND ENTRY FEES	5,585.00	0.00	0.00	0.00	5,535.00	50.00	0.90
Education Fund	1110064412	CHORUS ENTRY FEES	1,650.00	0.00	150.00	0.00	1,500.00	0.00	0.00
Education Fund	1110064512	STRINGS ENTRY FEES	300.00	0.00	0.00	0.00	300.00	0.00	0.00
Education Fund	1110064012	BAND CLINICS S	0.00	0.00	0.00	0.00	0.00	0.00	0.00
Education Fund	1110064112	CHORUS CLINICS S	0.00	0.00	0.00	0.00	0.00	0.00	0.00
Education Fund	1110064212	STRINGS CLINICS S	0.00	0.00	0.00	0.00	0.00	0.00	0.00
Education Fund	1110064312	BAND ENTRY FEES S	0.00	0.00	0.00	0.00	0.00	0.00	0.00
Education Fund	1110064412	CHORUS ENTRY FEES S	0.00	0.00	0.00	0.00	0.00	0.00	0.00
Education Fund	1110064512	STRINGS ENTRY FEES S	0.00	0.00	0.00	0.00	0.00	0.00	0.00
Education Fund	1113064013	NAT SCI DUES/FEES/LIT	0.00	0.00	0.00	0.00	0.00	0.00	0.00
Education Fund	1113064113	SCIENCE FIELD TRIP	0.00	0.00	0.00	0.00	0.00	0.00	0.00
Education Fund	1113064013	NAT SCI DUES/FEES/LIT S	0.00	0.00	0.00	0.00	0.00	0.00	0.00
Education Fund	1113064015	SOC SCI DUES/FEES/LIT	0.00	0.00	0.00	0.00	0.00	0.00	0.00
Education Fund	1113064015	SOC SCI DUES/FEES/LIT S	0.00	0.00	0.00	0.00	0.00	0.00	0.00
Education Fund	1113064021	DRIVER ED DUES/FEES/LIT	0.00	0.00	0.00	0.00	0.00	0.00	0.00
Education Fund	1113064050	PHYS ED DUES/FEES/LIT	0.00	0.00	0.00	0.00	0.00	0.00	0.00
Education Fund	1113064050	PHYS ED DUES/FEES/LIT S	0.00	0.00	0.00	0.00	0.00	0.00	0.00
Education Fund	11130800	HOMEBOUND/HOP REG ED	0.00	0.00	0.00	0.00	0.00	0.00	0.00
Education Fund	11130690	REFUND ACCOUNT	0.00	0.00	0.00	0.00	0.00	0.00	0.00
Education Fund	11200110	SPECIAL ED SALARY	1,281,329.00	102,091.30	0.00	0.00	870,274.77	411,054.23	32.08
Education Fund	11200111	SPECIAL ED AIDES	0.00	0.00	0.00	0.00	0.00	0.00	0.00
Education Fund	11200112	IDEA PART B SP ED	136,818.00	9,620.16	0.00	0.00	100,318.48	36,499.52	26.68
Education Fund	11200113	IDEA PART B SP ED	38,688.00	3,224.00	0.00	0.00	25,792.00	12,896.00	33.33
Education Fund	11200114	IDEA PART B SP ED	0.00	0.00	0.00	0.00	0.00	0.00	0.00

## Expenditure Report

Fiscal Year: 2022-2023  
Month: October

COUNTY OF GRUNDY SCHOOL DIST 111

Fund Description	Account	Account Description	Revised Budget	MTD Activity	Encumbrance	Pending Activity	Available Funds	Year to Date Activity	Percent of Budget Used
Education Fund		IDEA SALARIES - ARP	0.00	0.00	0.00	0.00	-538.20	538.20	0.00
Education Fund	11200211	SPECIAL ED TRS	153,796.64	12,253.95	0.00	0.00	104,458.28	49,338.36	32.08
Education Fund		10 E 1200 2110 00 300	0.00	0.00	0.00	0.00	-64.60	64.60	0.00
Education Fund	11200222	SPECIAL ED INSURANCE	395,462.51	23,685.11	0.00	0.00	297,559.97	97,902.54	24.76
Education Fund		SPECIAL ED AIDES INS	0.00	0.00	0.00	0.00	0.00	0.00	0.00
Education Fund		IDEA PART B SP ED	10,792.78	4,407.92	0.00	0.00	5,339.45	5,453.33	50.53
Education Fund		IDEA PART B SP ED	9,372.00	710.00	0.00	0.00	6,532.00	2,840.00	30.30
Education Fund	11200223	IDEA PART B SP ED	0.00	0.00	0.00	0.00	0.00	0.00	0.00
Education Fund		SPEC ED DENTAL INS	10,880.90	678.36	0.00	0.00	8,033.42	2,847.48	26.17
Education Fund		IDEA SEC DENTAL INS	492.23	37.78	0.00	0.00	341.11	151.12	30.70
Education Fund	11200300	SPECIAL ED PURCHASE	5,000.00	12.20	0.00	90.07	-399.91	5,309.84	106.20
Education Fund	11200301	IDEA GRANT PURCHASE	0.00	578.28	0.00	3,498.00	-6,777.94	3,279.94	0.00
Education Fund	11200311	COOP HOUSING ASSESS	0.00	0.00	0.00	0.00	0.00	0.00	0.00
Education Fund	11200312	COOP ADMIN ASSESS	0.00	0.00	0.00	0.00	0.00	0.00	0.00
Education Fund		ARP - IDEA PURCHASE	0.00	0.00	0.00	0.00	-892.87	892.87	0.00
Education Fund	11200410	SPECIAL ED SUPPLIES	3,500.00	19.56	131.73	109.89	3,215.89	42.49	1.21
Education Fund	11200411	SPECIAL ED COMP TECH	0.00	0.00	0.00	0.00	0.00	0.00	0.00
Education Fund	11200412	IDEA PART B SP ED	0.00	386.17	393.94	0.00	-1,092.48	698.54	0.00
Education Fund		ARP - IDEA SUPPLIES	0.00	0.00	0.00	0.00	0.00	0.00	0.00
Education Fund	11200420	SPECIAL ED TEXTBOOKS	0.00	0.00	0.00	0.00	0.00	0.00	0.00
Education Fund	11200490	SPECIAL ED	0.00	0.00	0.00	0.00	0.00	0.00	0.00
Education Fund	11200500	IDEA PART B SP ED	0.00	540.29	0.00	0.00	-540.29	540.29	0.00
Education Fund		ARP - IDEA EQUIPMENT	0.00	0.00	5,948.34	11,740.40	-17,688.74	0.00	0.00
Education Fund	11200641	SPECIAL ED - OTHER	0.00	0.00	0.00	-3,261.00	3,261.00	0.00	0.00

## Expenditure Report

Fiscal Year: 2022-2023  
Month: October

COUNTY OF GRUNDY SCHOOL DIST 111

Fund Description	Account	Account Description	Revised Budget	MTD Activity	Encumbrance	Pending Activity	Available Funds	Year to Date Activity	Percent of Budget Used
Education Fund	11200640	SPECIAL ED	0.00	0.00	0.00	0.00	0.00	0.00	0.00
Education Fund	11200800	COOP TUITION	0.00	0.00	0.00	0.00	0.00	0.00	0.00
Education Fund	11200801	OUT OF DIST TUITION	0.00	0.00	0.00	0.00	0.00	0.00	0.00
Education Fund	11200802	COOP HOMEBOUND/HOSP	0.00	3,255.90	0.00	2,618.51	-10,681.29	8,062.78	0.00
Education Fund	11250211	COOP TRS	0.00	0.00	0.00	0.00	0.00	0.00	178
Education Fund	11250311	COOP HOUSING ASSESS	0.00	0.00	0.00	0.00	0.00	0.00	
Education Fund	11250312	COOP ADMN ASSESS	0.00	0.00	0.00	0.00	0.00	0.00	0.00
Education Fund	11250800	COOP TUITION	0.00	0.00	0.00	0.00	0.00	0.00	0.00
Education Fund	11250801	OUT OF DIST TUITION	0.00	0.00	0.00	0.00	0.00	0.00	0.00
Education Fund	11250802	COOP HOMEBOUND/HOSP	0.00	0.00	0.00	0.00	0.00	0.00	0.00
Education Fund	1140041011	CTE SALARY	297,357.16	25,334.18	0.00	0.00	199,051.73	98,305.43	33.06
Education Fund	1140011010	INDUSTRIAL TECH SALARY	240,610.00	20,216.90	0.00	0.00	169,978.99	70,631.01	29.35
Education Fund	11400211	CTE TRS	35,691.48	3,040.84	0.00	0.00	23,891.95	11,799.53	33.06
Education Fund	1140021110	INDUSTRIAL TECH TRS	28,880.18	1,931.51	0.00	0.00	21,359.63	7,520.55	26.04
Education Fund	1140021111	CTE TRS	0.00	0.00	0.00	0.00	0.00	0.00	0.00
Education Fund	10-1400-	CTE GROUP INS	84,744.08	6,737.22	0.00	0.00	57,795.20	26,948.88	31.80
Education Fund	1140022210	IND TECH GROUP INS	87,722.94	5,260.04	0.00	0.00	66,682.78	21,040.16	23.98
Education Fund		CTE DENTAL INS	1,923.72	151.12	0.00	0.00	1,319.24	604.48	31.42
Education Fund		IND TECH DENTAL INS	1,788.37	113.34	0.00	0.00	1,335.01	453.36	25.35
Education Fund	1140032310	IND TECH REPAIR/MAINT	10,500.00	0.00	140.00	0.00	10,360.00	0.00	0.00
Education Fund	1140032310	IND TECH REPAIR/MAINT S	0.00	0.00	0.00	0.00	0.00	0.00	0.00
Education Fund	1140041032	CTEIG SUPPLIES	0.00	0.00	0.00	0.00	0.00	0.00	0.00
Education Fund	11400410	VOC ED GRANT SUPPLIES	0.00	0.00	0.00	0.00	0.00	0.00	0.00
Education Fund	1140041010	IND ARTS COMP TECH	0.00	0.00	0.00	0.00	0.00	0.00	0.00

## Expenditure Report

Fiscal Year: 2022-2023  
Month: October

COUNTY OF GRUNDY SCHOOL DIST 111

Fund Description	Account	Account Description	Revised Budget	MTD Activity	Encumbrance	Pending Activity	Available Funds	Year to Date Activity	Percent of Budget Used
Education Fund	1140041110	IND TECH SUPPLIES	76,800.00	13,921.85	8,615.38	983.25	34,069.24	33,132.13	43.14
Education Fund	1140041210	ECO LAB GRANT	0.00	0.00	0.00	0.00	0.00	0.00	0.00
Education Fund	1140041010	IND TECH/COMP TECH S	0.00	0.00	0.00	0.00	0.00	0.00	0.00
Education Fund	1140041110	IND TECH SUPPLIES S	0.00	0.00	0.00	0.00	-894.75	894.75	0.00
Education Fund	1140042010	IND TECH TEXTBOOKS	0.00	0.00	0.00	0.00	0.00	0.00	179
Education Fund	1140042010	IND TECH TEXTBOOKS S	0.00	0.00	0.00	0.00	0.00	0.00	
Education Fund	11400490	IND TECH	0.00	0.00	0.00	0.00	0.00	0.00	0.00
Education Fund	114004902	IND TECH	0.00	0.00	0.00	0.00	0.00	0.00	0.00
Education Fund	1140054010	IND TECH EQUIPMENT	0.00	0.00	0.00	0.00	0.00	0.00	0.00
Education Fund	1140054010	IND TECH EQUIPMENT S	0.00	0.00	0.00	0.00	0.00	0.00	0.00
Education Fund	11400640	IND TECH DUES/FEES/LIT	3,200.00	0.00	0.00	0.00	-1,050.00	4,250.00	132.81
Education Fund	114006402	IND TECH DUES/FEES/LIT	0.00	0.00	0.00	0.00	0.00	0.00	0.00
Education Fund	11459800	GAVC TUITION	0.00	0.00	0.00	0.00	0.00	0.00	0.00
Education Fund	1140111001	AG SALARY	251,762.30	20,980.18	0.00	0.00	169,691.52	82,070.78	32.60
Education Fund	1140121101	AG TRS	30,218.78	2,518.22	0.00	0.00	20,367.92	9,850.86	32.60
Education Fund	1140122201	AG GROUP INS	39,120.84	2,963.70	0.00	0.00	27,266.04	11,854.80	30.30
Education Fund		AG DENTAL INS	983.91	75.56	0.00	0.00	681.67	302.24	30.72
Education Fund	1140130001	AG CONTRACT SERV	0.00	0.00	0.00	0.00	0.00	0.00	0.00
Education Fund	1140130001	AG CONT SERVICE S	0.00	0.00	0.00	0.00	0.00	0.00	0.00
Education Fund	1140139001	AG GRANT PUR SERV	0.00	0.00	0.00	0.00	0.00	0.00	0.00
Education Fund	1140140001	AG RESALE SUPPLIES	0.00	0.00	0.00	0.00	0.00	0.00	0.00
Education Fund	1140141001	AG SUPPLIES	22,500.00	321.39	6,000.00	0.00	15,538.06	961.94	4.28
Education Fund	1140141101	AG COMP TECH SUPPLIES	0.00	0.00	0.00	0.00	0.00	0.00	0.00
Education Fund	1140141001	AG SUPPLIES S	0.00	0.00	0.00	0.00	0.00	0.00	0.00

## Expenditure Report

Fiscal Year: 2022-2023  
Month: October

COUNTY OF GRUNDY SCHOOL DIST 111

Fund Description	Account	Account Description	Revised Budget	MTD Activity	Encumbrance	Pending Activity	Available Funds	Year to Date Activity	Percent of Budget Used
Education Fund	1140141101	AG/COMP TECH SUPPLIES	0.00	0.00	0.00	0.00	0.00	0.00	0.00
Education Fund	1140142001	AG TEXTBOOKS	0.00	0.00	0.00	0.00	0.00	0.00	0.00
Education Fund	1140142001	AG TEXTBOOKS S	0.00	0.00	0.00	0.00	0.00	0.00	0.00
Education Fund	11401430	AG PERIODICALS	0.00	0.00	0.00	0.00	0.00	0.00	0.00
Education Fund	114014302	AG PERIODICALS S	0.00	0.00	0.00	0.00	0.00	0.00	180 0.00
Education Fund	11401490	AG VIDEO/SOFTWARE	0.00	0.00	0.00	0.00	0.00	0.00	0.00
Education Fund	114014902	AG VIDEO/SOFTWARE S	0.00	0.00	0.00	0.00	0.00	0.00	0.00
Education Fund	1140150001	AG GRANT EQUIPMENT	0.00	0.00	0.00	0.00	0.00	0.00	0.00
Education Fund	1140154001	AG EQUIPMENT	0.00	0.00	0.00	0.00	0.00	0.00	0.00
Education Fund	1140154001	AG EQUIPMENT S	0.00	0.00	0.00	0.00	0.00	0.00	0.00
Education Fund	1140164001	AG DUES/FEES/LIT	1,235.00	0.00	0.00	240.00	995.00	0.00	0.00
Education Fund	1140164001	AG DUES/FEES/LIT S	0.00	0.00	0.00	0.00	0.00	0.00	0.00
Education Fund	1140711003	BUSINESS ED SALARY	230,160.00	19,684.12	0.00	0.00	153,728.42	76,431.58	33.21
Education Fund	1140721103	BUSINESS ED TRS	27,733.90	2,362.64	0.00	0.00	18,559.94	9,173.96	33.08
Education Fund	1140722203	BUSINESS ED GROUP INS	66,449.49	5,376.04	0.00	0.00	45,154.12	21,295.37	32.05
Education Fund		BUSINESS ED DENTAL INS	1,448.59	113.34	0.00	0.00	998.62	449.97	31.06
Education Fund	1140730003	BUSINESS ED PURCHASE	2,400.00	0.00	0.00	0.00	2,400.00	0.00	0.00
Education Fund	1140731003	TREES CETI GRANT	0.00	0.00	0.00	0.00	0.00	0.00	0.00
Education Fund	1140732303	BUSINESS ED	0.00	0.00	0.00	0.00	0.00	0.00	0.00
Education Fund	1140732303	BUSINESS ED	0.00	0.00	0.00	0.00	0.00	0.00	0.00
Education Fund	1140741003	BUSINESS ED SUPPLIES	3,500.00	0.00	0.00	0.00	3,500.00	0.00	0.00
Education Fund	1140741103	BUSINESS ED COMP TECH	0.00	0.00	0.00	0.00	0.00	0.00	0.00
Education Fund	1140741003	BUSINESS ED SUPPLIES S	0.00	0.00	0.00	0.00	0.00	0.00	0.00
Education Fund	1140741103	BUSINESS ED/COMP TECH	0.00	0.00	0.00	0.00	0.00	0.00	0.00

## Expenditure Report

Fiscal Year: 2022-2023  
Month: October

COUNTY OF GRUNDY SCHOOL DIST 111

Fund Description	Account	Account Description	Revised Budget	MTD Activity	Encumbrance	Pending Activity	Available Funds	Year to Date Activity	Percent of Budget Used
Education Fund	1140742003	BUSINESS ED TEXTBOOKS	0.00	0.00	0.00	0.00	0.00	0.00	0.00
Education Fund	1140742003	BUSINESS ED TEXTBOOKS	0.00	0.00	0.00	0.00	0.00	0.00	0.00
Education Fund	11407430	BUSINESS ED	0.00	0.00	0.00	0.00	0.00	0.00	0.00
Education Fund	114074302	BUSINESS ED	0.00	0.00	0.00	0.00	0.00	0.00	0.00
Education Fund	1140749003	BUSINESS ED	23,852.00	0.00	0.00	0.00	5,772.43	18,079.57	18175.80
Education Fund	1140749003	BUSINESS ED	0.00	0.00	0.00	0.00	0.00	0.00	0.00
Education Fund	1140754003	BUSINESS ED EQUIPMENT	0.00	0.00	0.00	0.00	0.00	0.00	0.00
Education Fund	1140754003	BUSINESS ED EQUIPMENT	0.00	0.00	0.00	0.00	0.00	0.00	0.00
Education Fund	1140764003	BUSINESS ED	0.00	0.00	0.00	0.00	0.00	0.00	0.00
Education Fund	1140764003	BUSINESS ED	0.00	0.00	0.00	0.00	0.00	0.00	0.00
Education Fund	11410110	VIDEO EDIT SALARY	0.00	0.00	0.00	0.00	0.00	0.00	0.00
Education Fund	11410211	VIDEO EDIT TRS	0.00	0.00	0.00	0.00	0.00	0.00	0.00
Education Fund	11410222	VIDEO EDIT GROUP INS	0.00	0.00	0.00	0.00	0.00	0.00	0.00
Education Fund	11410390	VIDEO EDIT PURCHASE	0.00	0.00	0.00	0.00	0.00	0.00	0.00
Education Fund	114103902	VIDEO EDIT CONT SERV S	0.00	0.00	0.00	0.00	0.00	0.00	0.00
Education Fund	11410400	VIDEO EDIT RESALE	0.00	0.00	0.00	0.00	0.00	0.00	0.00
Education Fund	11410410	VIDEO EDIT SUPPLIES	500.00	0.00	83.92	0.00	416.08	0.00	0.00
Education Fund	11410411	VIDEO EDIT COMP TECH	0.00	0.00	0.00	0.00	0.00	0.00	0.00
Education Fund	114104102	VIDEO EDIT SUPPLIES S	0.00	0.00	0.00	0.00	0.00	0.00	0.00
Education Fund	114104112	VIDEO EDIT/COMP TECH S	0.00	0.00	0.00	0.00	0.00	0.00	0.00
Education Fund	11410430	VIDEO EDIT PERIODICALS	0.00	0.00	0.00	0.00	0.00	0.00	0.00
Education Fund	114104302	VIDEO EDIT PERIODICALS	0.00	0.00	0.00	0.00	0.00	0.00	0.00
Education Fund	11410490	VIDEO EDIT	0.00	0.00	0.00	0.00	0.00	0.00	0.00
Education Fund	114104902	VIDEO EDIT	0.00	0.00	0.00	0.00	0.00	0.00	0.00

## Expenditure Report

Fiscal Year: 2022-2023  
Month: October

COUNTY OF GRUNDY SCHOOL DIST 111

Fund Description	Account	Account Description	Revised Budget	MTD Activity	Encumbrance	Pending Activity	Available Funds	Year to Date Activity	Percent of Budget Used
Education Fund	11410540	VIDEO EDIT EQUIPMENT	5,805.00	0.00	0.00	0.00	5,805.00	0.00	0.00
Education Fund	114105402	VIDEO EDIT EQUIPMENT S	0.00	0.00	0.00	0.00	0.00	0.00	0.00
Education Fund	11410640	VIDEO EDIT	0.00	0.00	0.00	0.00	0.00	0.00	0.00
Education Fund	114106402	VIDEO EDIT	0.00	0.00	0.00	0.00	0.00	0.00	0.00
Education Fund	11411110	INST. TECH SALARY	85,419.00	7,118.26	0.00	0.00	57,313.53	28,105.47	32.90
Education Fund	11411211	INST TECH TRS	10,252.76	854.42	0.00	0.00	6,879.25	3,373.51	32.90
Education Fund	11411222	INST TECH INS	30,795.86	2,333.02	0.00	0.00	21,463.78	9,332.08	30.30
Education Fund		INST TEC DENTAL INS	487.81	37.78	0.00	0.00	336.69	151.12	30.98
Education Fund	11411390	INST TECH PUR SERV	0.00	0.00	0.00	0.00	0.00	0.00	0.00
Education Fund	11411410	INST TECH SUPPLIES	0.00	0.00	0.00	0.00	0.00	0.00	0.00
Education Fund	11411540	INST TECH EQUIPMENT	0.00	0.00	0.00	0.00	0.00	0.00	0.00
Education Fund	11417110	ATHLETIC TRAINER	57,536.80	6,764.75	0.00	0.00	36,387.83	21,148.97	36.76
Education Fund	11417221	ATHLETIC TRAINER INS	0.00	0.00	0.00	0.00	0.00	0.00	0.00
Education Fund	10-1417-	ATHLETIC TRAINER	30,795.86	2,333.02	0.00	0.00	21,463.78	9,332.08	30.30
Education Fund		ATHLETIC TRAINER	492.23	37.78	0.00	0.00	341.11	151.12	30.70
Education Fund	11417332	ATHLETIC TRAINER	0.00	0.00	0.00	0.00	-88.92	88.92	0.00
Education Fund	11417390	ATHLETIC TRAINER PUR	0.00	0.00	0.00	0.00	0.00	0.00	0.00
Education Fund	11417410	ATHLETIC TRAINER	10,000.00	1,049.54	0.00	1,163.29	3,937.52	4,899.19	48.99
Education Fund	11417540	AHTLETIC TRAINER EQUIP	0.00	0.00	0.00	0.00	0.00	0.00	0.00
Education Fund	11417640	ATHLETIC TRAINER	0.00	0.00	0.00	0.00	0.00	0.00	0.00
Education Fund	1142011009	FAM/CONS SCIENCE	251,066.00	21,291.78	0.00	0.00	172,914.38	78,151.62	31.13
Education Fund	1142021109	FAM/CONS SCIENCE TRS	30,135.21	2,555.63	0.00	0.00	20,754.74	9,380.47	31.13
Education Fund	1142022209	FAM/CONS SCIENCE INS	31,069.46	2,354.08	0.00	0.00	21,657.14	9,412.32	30.29
Education Fund		FAM/CONS SCIENCE	984.46	75.56	0.00	0.00	682.22	302.24	30.70

## Expenditure Report

Fiscal Year: 2022-2023  
Month: October

COUNTY OF GRUNDY SCHOOL DIST 111

Fund Description	Account	Account Description	Revised Budget	MTD Activity	Encumbrance	Pending Activity	Available Funds	Year to Date Activity	Percent of Budget Used
Education Fund	1142032309	FAM/CONS SCIENCE	1,200.00	0.00	0.00	0.00	1,068.00	132.00	11.00
Education Fund	1142032309	FAM/CONS SCI	0.00	0.00	0.00	0.00	0.00	0.00	0.00
Education Fund	1142041009	FAM/CONS SCIENCE	45,000.00	5,043.83	543.22	0.00	28,542.69	15,914.09	35.36
Education Fund	1142041109	FAM/CONS SCI COMP	0.00	0.00	0.00	0.00	0.00	0.00	0.00
Education Fund	1142041009	FAM/CONS SCI SUPPLIES	0.00	0.00	0.00	0.00	0.00	0.00	0.00
Education Fund	1142041109	FAM/CONS SCI/COMP	0.00	0.00	0.00	0.00	0.00	0.00	0.00
Education Fund	1142042009	FAM/CONS SCIENCE	70,352.00	0.00	0.00	0.00	70,352.00	0.00	0.00
Education Fund	1142042009	FAM/CONS SCI	0.00	0.00	0.00	0.00	0.00	0.00	0.00
Education Fund	1142043009	FAM/CONS SCIENCE	0.00	0.00	0.00	0.00	0.00	0.00	0.00
Education Fund	1142043009	FAM/CONS SCI	0.00	0.00	0.00	0.00	0.00	0.00	0.00
Education Fund	1142049009	FAM/CONS SCI	0.00	0.00	0.00	0.00	0.00	0.00	0.00
Education Fund	1142049009	FAM/CONS SCI	0.00	0.00	0.00	0.00	0.00	0.00	0.00
Education Fund	1142054009	FAM/CONS SCIENCE	23,352.00	0.00	0.00	0.00	23,352.00	0.00	0.00
Education Fund	1142054009	FAM/CONS SCI	0.00	0.00	0.00	0.00	0.00	0.00	0.00
Education Fund	1142064009	FAM/CONS SCI	0.00	0.00	0.00	0.00	0.00	0.00	0.00
Education Fund	1142064009	FAM/CONS SCI	0.00	0.00	0.00	0.00	0.00	0.00	0.00
Education Fund	11421410	TECH PREP SUPPLIES	0.00	0.00	0.00	0.00	0.00	0.00	0.00
Education Fund	11421490	TECH PREP	0.00	0.00	0.00	0.00	0.00	0.00	0.00
Education Fund	11421540	TECH PREP EQUIPMENT	0.00	0.00	0.00	0.00	0.00	0.00	0.00
Education Fund	1150011030	ATHLETIC DIRECTOR	230,817.25	19,234.76	0.00	0.00	153,878.21	76,939.04	33.33
Education Fund	1150011130	ATHLETIC DIR SECY	53,250.75	4,437.56	0.00	0.00	35,500.51	17,750.24	33.33
Education Fund	1150011230	ASST ATHLETIC DIR	19,953.50	1,050.60	0.00	0.00	15,665.55	4,287.95	21.49
Education Fund	1150011070	ACTIVITY DIRECTOR	102,204.90	8,517.08	0.00	0.00	69,388.49	32,816.41	32.11
Education Fund	1150011170	ACTIVITY DIR SECY	48,624.30	4,052.02	0.00	0.00	32,416.22	16,208.08	33.33

## Expenditure Report

Fiscal Year: 2022-2023  
Month: October

COUNTY OF GRUNDY SCHOOL DIST 111

Fund Description	Account	Account Description	Revised Budget	MTD Activity	Encumbrance	Pending Activity	Available Funds	Year to Date Activity	Percent of Budget Used
Education Fund	1150011270	ASST ACTIVITY DIR	15,812.20	1,317.68	0.00	0.00	10,541.44	5,270.76	33.33
Education Fund	1150012170	MAIN OFFICE SECY	0.00	0.00	0.00	0.00	0.00	0.00	0.00
Education Fund	1150012930	WEIGHTROOM	0.00	0.00	0.00	0.00	0.00	0.00	0.00
Education Fund	1150013030	GIRLS BOWLING COACH	14,847.61	1,237.30	0.00	0.00	9,968.34	4,879.27	32.86
Education Fund	1150013130	EXTRA DUTY COMP-	75,000.00	17,448.92	0.00	0.00	45,208.83	29,791.17	39.72
Education Fund	1150013230	BOYS GOLF COACH	12,583.09	1,048.60	0.00	0.00	8,430.08	4,153.01	33.00
Education Fund	1150013330	SOFTBALL COACH	39,268.56	1,334.34	0.00	0.00	33,931.10	5,337.46	13.59
Education Fund	1150013430	GIRLS TENNIS COACH	13,053.00	1,087.74	0.00	0.00	9,156.60	3,896.40	29.85
Education Fund	1150013530	BOYS TRACK COACH	33,335.81	2,164.92	0.00	0.00	24,028.20	9,307.61	27.92
Education Fund	1150013630	GIRLS SOCCER COACH	18,075.20	1,473.34	0.00	0.00	11,768.52	6,306.68	34.89
Education Fund	1150013730	GIRLS VOLLEYBALL	30,575.52	9,271.74	0.00	0.00	8,913.67	21,661.85	70.85
Education Fund	1150013830	CROSS COUNTRY COACH	23,857.60	2,136.16	0.00	0.00	15,164.58	8,693.02	36.44
Education Fund	1150013930	FOOTBALL COACH	72,182.29	11,031.79	0.00	0.00	40,899.59	31,282.70	43.34
Education Fund	1150014030	BASEBALL COACH	41,115.28	3,208.74	0.00	0.00	28,153.98	12,961.30	31.52
Education Fund	1150014130	GIRLS BASKETBALL	29,801.14	1,969.24	0.00	0.00	21,752.33	8,048.81	27.01
Education Fund	1150014230	BOYS WRESTLING COACH	32,023.10	1,559.50	0.00	0.00	25,723.11	6,299.99	19.67
Education Fund	1150014330	BOYS TENNIS COACH	12,722.32	1,033.36	0.00	0.00	9,271.85	3,450.47	27.12
Education Fund	1150014430	BOYS SOCCER COACH	22,443.20	1,870.28	0.00	0.00	14,962.14	7,481.06	33.33
Education Fund	1150014530	CHEERLEADER COACH	28,038.40	9,183.20	0.00	0.00	14,019.20	14,019.20	50.00
Education Fund	1150014630	POMS COACH	30,908.80	5,473.88	0.00	0.00	16,451.82	14,456.98	46.77
Education Fund	1150014730	BOYS BASKETBALL	35,496.58	2,562.52	0.00	0.00	25,305.77	10,190.81	28.71
Education Fund	1150014830	BOYS BOWLING COACH	11,364.81	616.40	0.00	0.00	8,953.66	2,411.15	21.22
Education Fund	1150014930	GIRLS GOLF COACH	9,149.48	762.46	0.00	0.00	6,141.00	3,008.48	32.88
Education Fund	1150015030	GIRLS TRACK COACH	32,333.69	2,931.78	0.00	0.00	22,094.82	10,238.87	31.67

## Expenditure Report

Fiscal Year: 2022-2023  
Month: October

COUNTY OF GRUNDY SCHOOL DIST 111

Fund Description	Account	Account Description	Revised Budget	MTD Activity	Encumbrance	Pending Activity	Available Funds	Year to Date Activity	Percent of Budget Used
Education Fund	1150015130	BOYS VOLLEYBALL	31,200.02	1,808.96	0.00	0.00	23,370.80	7,829.22	25.09
Education Fund	1150015230	ATHLETIC SCHEDULER	0.00	0.00	0.00	0.00	0.00	0.00	0.00
Education Fund	1150015330	POST SEASON SALARY	0.00	0.00	0.00	0.00	0.00	0.00	0.00
Education Fund	1150015430	INVITATIONAL WKRS	0.00	0.00	0.00	0.00	0.00	0.00	0.00
Education Fund	1150015530	BOYS LACROSSE COACH	18,674.50	275.56	0.00	0.00	17,985.60	688.90	3.69
Education Fund	1150015630	GIRLS LACROSSE COACH	15,367.74	665.70	0.00	0.00	13,129.09	2,238.65	14.57
Education Fund		GIRLS WRESTLING COACH	15,212.82	1,267.72	0.00	0.00	12,043.52	3,169.30	20.83
Education Fund		ATHLETIC PERFORMANCE	13,053.00	1,087.74	0.00	0.00	10,333.65	2,719.35	20.83
Education Fund	1150012970	STDNT ACT SENIOR	2,886.60	240.56	0.00	0.00	1,924.45	962.15	33.33
Education Fund	1150013070	FALL PLAY/CHLDRNS	5,844.80	87.34	0.00	0.00	5,451.75	393.05	6.72
Education Fund	1150013170	TECH STDNT ASSOC	6,736.75	561.40	0.00	0.00	4,538.83	2,197.92	32.63
Education Fund	1150013171	EXTRA DUTY COMP-	30,000.00	3,691.29	0.00	558.00	17,691.68	11,750.32	39.17
Education Fund	1150013270	SCHOLASTIC BOWL	5,102.00	425.16	0.00	0.00	3,427.55	1,674.45	32.82
Education Fund	1150013370	SPEECH SPONSOR	12,331.40	1,027.62	0.00	0.00	8,253.50	4,077.90	33.07
Education Fund	1150013470	INTL CLUB SPONSOR	5,216.00	576.16	0.00	0.00	3,385.60	1,830.40	35.09
Education Fund	1150013570	INTL THESPIANS	1,867.80	70.76	0.00	0.00	1,690.90	176.90	9.47
Education Fund	1150013670	INDIANS ON THE AIR	2,480.23	206.68	0.00	0.00	1,670.98	809.25	32.63
Education Fund	1150013770	BAND ACTIVITIES	20,986.00	1,748.84	0.00	0.00	14,098.40	6,887.60	32.82
Education Fund	1150013870	CHOIR ACTIVITIES	9,880.00	823.34	0.00	0.00	6,586.70	3,293.30	33.33
Education Fund	1150013970	NHS SPONSOR	9,126.49	760.54	0.00	0.00	5,638.98	3,487.51	38.21
Education Fund	1150014070	YEARBOOK SPONSOR	5,584.80	447.94	0.00	0.00	3,793.12	1,791.68	32.08
Education Fund	1150014170	SENIOR CLASS SPONSOR	5,980.00	498.32	0.00	0.00	3,728.69	2,251.31	37.65
Education Fund	1150014270	FBLA SPONSOR	0.00	0.00	0.00	0.00	0.00	0.00	0.00
Education Fund	1150014370	STUDENT COUNCIL	16,751.40	1,520.20	0.00	0.00	11,279.43	5,471.97	32.67

## Expenditure Report

Fiscal Year: 2022-2023  
Month: October

COUNTY OF GRUNDY SCHOOL DIST 111

Fund Description	Account	Account Description	Revised Budget	MTD Activity	Encumbrance	Pending Activity	Available Funds	Year to Date Activity	Percent of Budget Used
Education Fund	1150014470	SOPH CLASS SPONSOR	3,306.76	0.00	0.00	0.00	3,044.69	262.07	7.93
Education Fund	1150014570	MUSICAL	14,162.40	262.00	0.00	0.00	13,114.40	1,048.00	7.40
Education Fund	1150014670	WYSE SPONSOR	2,305.60	192.12	0.00	0.00	1,536.96	768.64	33.34
Education Fund	1150014770	ENVIRONMENTAL CLUB	0.00	0.00	0.00	0.00	0.00	0.00	0.00
Education Fund	1150014870	JSA SPONSOR	0.00	0.00	0.00	0.00	0.00	0.00	0.00
Education Fund	1150014970	JUNIOR CLASS SPONSOR	7,280.00	606.68	0.00	0.00	4,853.40	2,426.60	33.33
Education Fund	1150015070	FRESHMAN CLASS	2,096.00	0.00	0.00	0.00	1,833.93	262.07	12.50
Education Fund	1150015170	SADD/TATU SPONSOR	3,640.00	303.34	0.00	0.00	2,459.08	1,180.92	32.44
Education Fund	1150015270	WEB SITE SPONSOR	0.00	0.00	0.00	0.00	0.00	0.00	0.00
Education Fund	1150015370	ART CLUB SPONSOR	2,207.40	183.96	0.00	0.00	1,471.65	735.75	33.33
Education Fund	1150015470	FFA SPONSOR	11,659.81	971.66	0.00	0.00	7,835.40	3,824.41	32.80
Education Fund	1150015570	MATH CLUB SPONSOR	5,351.40	445.96	0.00	0.00	3,567.65	1,783.75	33.33
Education Fund	1150015670	FLAG	8,336.00	1,734.66	0.00	0.00	4,517.28	3,818.72	45.81
Education Fund	1150015770	FRENCH NHS SPONSOR	1,698.00	141.50	0.00	0.00	1,344.25	353.75	20.83
Education Fund	1150015870	LITERARY MAGAZINE	2,934.40	244.54	0.00	0.00	1,956.30	978.10	33.33
Education Fund	1150015970	SPANISH NHS SPONSOR	2,886.60	240.56	0.00	0.00	1,924.45	962.15	33.33
Education Fund	1150016070	NEWSPAPER SPONSOR	6,027.80	502.32	0.00	0.00	4,018.53	2,009.27	33.33
Education Fund	1150016170	INVESTMENT CLUB	2,886.60	240.56	0.00	0.00	1,924.45	962.15	33.33
Education Fund	1150016270	PIT ORCHESTRA	2,096.00	0.00	0.00	0.00	2,096.00	0.00	0.00
Education Fund	1150016370	MUSICAL VOCAL	3,982.40	331.86	0.00	0.00	2,654.88	1,327.52	33.33
Education Fund	1150016470	TECH DIRECTOR	2,724.80	113.54	0.00	0.00	2,100.28	624.52	22.92
Education Fund	1150016570	PERCUSSION	1,698.00	0.00	0.00	0.00	1,698.00	0.00	0.00
Education Fund	1150016670	ODESSEY BOOK CLUB	1,867.80	155.66	0.00	0.00	1,266.40	601.40	32.20
Education Fund	1150016770	MADRIGAL SPONSOR	1,867.80	0.00	0.00	0.00	1,867.80	0.00	0.00

## Expenditure Report

Fiscal Year: 2022-2023  
Month: October

COUNTY OF GRUNDY SCHOOL DIST 111

Fund Description	Account	Account Description	Revised Budget	MTD Activity	Encumbrance	Pending Activity	Available Funds	Year to Date Activity	Percent of Budget Used
Education Fund	1150016870	HOPE SPONSOR	0.00	0.00	0.00	0.00	0.00	0.00	0.00
Education Fund	1150016970	MARK SPONSOR	0.00	0.00	0.00	0.00	0.00	0.00	0.00
Education Fund	1150017070	IALC SPONSOR	2,037.60	169.80	0.00	0.00	1,358.40	679.20	33.33
Education Fund	1150017170	INTERACT CLUB SPONSOR	4,818.00	401.50	0.00	0.00	3,244.55	1,573.45	32.66
Education Fund	1150017270	STUDENT ACTIVITIES	0.00	0.00	0.00	0.00	0.00	0.00	0.00
Education Fund	1150017370	MADRIGAL HELPERS	0.00	0.00	0.00	0.00	0.00	0.00	0.00
Education Fund	1150017470	MAC SPONSOR	8,516.30	471.36	0.00	0.00	6,685.25	1,831.05	21.50
Education Fund	1150017570	CLIMBING CLUB SPONSOR	2,037.60	169.80	0.00	0.00	1,358.40	679.20	33.33
Education Fund	1150017670	INDOOR PERCUSSION	4,956.00	0.00	0.00	0.00	4,956.00	0.00	0.00
Education Fund	1150017770	ORCHESTRIS SPONSOR	4,298.00	216.66	0.00	0.00	3,169.29	1,128.71	26.26
Education Fund	1150017870	CHESS CLUB SPONSOR	2,096.00	209.60	0.00	0.00	1,283.85	812.15	38.75
Education Fund	1150017970	SUMMER CAMP COACHES	35,000.00	240.00	0.00	0.00	35,492.50	-492.50	-1.41
Education Fund	1150018070	JAZZ TRANSIT CHOIR	2,037.60	0.00	0.00	0.00	2,037.60	0.00	0.00
Education Fund	1150018170	UNDERWATER ROV	2,724.80	227.06	0.00	0.00	1,842.75	882.05	32.37
Education Fund	1150018270	PAC LIGHT/SOUND	5,720.00	432.00	0.00	0.00	5,084.00	636.00	11.12
Education Fund		YMCA TEEN ACHIEVERS	1,500.00	125.00	0.00	0.00	906.25	593.75	39.58
Education Fund	1150013007	E-SPORTS	6,951.00	579.24	0.00	0.00	4,196.80	2,754.20	39.62
Education Fund		ASL CLUB SPONSOR	3,396.00	283.00	0.00	0.00	2,688.50	707.50	20.83
Education Fund		ALLIES IN DIVERSITY	1,867.80	155.66	0.00	0.00	1,478.65	389.15	20.83
Education Fund		DISC GOLF SPONSOR	4,075.20	339.60	0.00	0.00	3,226.20	849.00	20.83
Education Fund		PHOTOGRAPHY	1,867.80	155.66	0.00	0.00	1,478.65	389.15	20.83
Education Fund		GAME CLUB SPONSOR	1,698.00	141.50	0.00	0.00	1,344.25	353.75	20.83
Education Fund		JUDO SPONSOR	2,515.20	209.60	0.00	0.00	1,991.20	524.00	20.83
Education Fund		MOCK TRIAL SPONSOR	2,305.60	192.14	0.00	0.00	1,825.25	480.35	20.83

## Expenditure Report

Fiscal Year: 2022-2023  
Month: October

COUNTY OF GRUNDY SCHOOL DIST 111

Fund Description	Account	Account Description	Revised Budget	MTD Activity	Encumbrance	Pending Activity	Available Funds	Year to Date Activity	Percent of Budget Used
Education Fund	10-1500-211	INVITATIONAL WORKERS	0.00	0.00	0.00	0.00	0.00	0.00	0.00
Education Fund	10-1500-	ASST ATHLETIC DIR	0.00	0.00	0.00	0.00	0.00	0.00	0.00
Education Fund	1150021130	ATHLETIC TRS	29,472.33	2,356.80	0.00	0.00	20,045.13	9,427.20	31.99
Education Fund	1150021230	ASST ATHLETIC DIRECTOR	2,395.00	148.50	0.00	0.00	1,809.36	585.64	24.45
Education Fund		ATH/ACT	9,002.18	1,432.39	0.00	0.00	6,282.37	2,719.81	30.21
Education Fund		ATH/ACT	1,510.34	125.84	0.00	0.00	1,011.92	498.42	33.00
Education Fund		ATH/ACT	4,713.37	160.13	0.00	0.00	4,072.82	640.55	13.59
Education Fund		ATH/ACT	1,566.74	130.54	0.00	0.00	1,099.04	467.70	29.85
Education Fund		ATH/ACT	4,001.26	259.84	0.00	0.00	2,884.01	1,117.25	27.92
Education Fund		ATH/ACT	2,169.55	176.81	0.00	0.00	1,412.70	756.85	34.89
Education Fund		ATH/ACT	3,669.95	1,112.86	0.00	0.00	1,069.96	2,599.99	70.85
Education Fund		ATH/ACT	2,863.60	256.39	0.00	0.00	1,820.16	1,043.44	36.44
Education Fund		ATH/ACT	8,663.97	627.43	0.00	0.00	6,300.26	2,363.71	27.28
Education Fund		ATH/ACT	4,935.03	386.18	0.00	0.00	3,375.09	1,559.94	31.61
Education Fund		ATH/ACT	3,577.00	185.69	0.00	0.00	2,834.16	742.84	20.77
Education Fund		ATH/ACT	3,843.71	169.91	0.00	0.00	3,130.73	712.98	18.55
Education Fund		ATH/ACT	1,527.05	124.04	0.00	0.00	1,112.87	414.18	27.12
Education Fund		ATH/ACT	2,693.83	173.11	0.00	0.00	2,001.45	692.38	25.70
Education Fund		ATH/ACT	3,709.95	135.22	0.00	0.00	3,018.21	691.74	18.65
Education Fund		ATH/ACT	4,260.62	307.59	0.00	0.00	3,037.42	1,223.20	28.71
Education Fund		ATH/ACT	1,364.11	73.98	0.00	0.00	1,074.68	289.43	21.22
Education Fund		ATH/ACT	1,098.20	91.50	0.00	0.00	737.14	361.06	32.88
Education Fund		ATH/ACT	3,880.98	351.92	0.00	0.00	2,651.99	1,228.99	31.67
Education Fund		ATH/ACT	3,744.91	217.13	0.00	0.00	2,805.23	939.68	25.09

## Expenditure Report

Fiscal Year: 2022-2023  
Month: October

COUNTY OF GRUNDY SCHOOL DIST 111

Fund Description	Account	Account Description	Revised Budget	MTD Activity	Encumbrance	Pending Activity	Available Funds	Year to Date Activity	Percent of Budget Used
Education Fund		10 E 1500 2110 30 300	0.00	33.10	0.00	0.00	-82.70	82.70	0.00
Education Fund		ATH/ACT	1,459.94	153.26	0.00	0.00	1,076.77	383.17	26.25
Education Fund		10 E 1500 2110 30 300	1,825.98	130.58	0.00	0.00	1,499.52	326.46	17.88
Education Fund	1150021171	ACTIVITIES TRS	12,889.98	1,072.48	0.00	0.00	8,753.51	4,136.47	32.09
Education Fund	1150021270	ATH/ACT	701.55	10.48	0.00	0.00	654.40	47.15	6.72
Education Fund		ATH/ACT	2,706.53	225.50	0.00	0.00	1,810.18	896.35	33.12
Education Fund		ATH/ACT	3,600.87	143.99	0.00	0.00	3,056.52	544.35	15.12
Education Fund		ATH/ACT	612.84	51.04	0.00	0.00	411.86	200.98	32.79
Education Fund		ATH/ACT	1,480.13	123.36	0.00	0.00	990.65	489.48	33.07
Education Fund		ATH/ACT	626.07	69.21	0.00	0.00	406.27	219.80	35.11
Education Fund		ATH/ACT	101.91	8.51	0.00	0.00	80.65	21.26	20.86
Education Fund		ATH/ACT	297.70	24.78	0.00	0.00	200.64	97.06	32.60
Education Fund		ATH/ACT	2,518.93	209.94	0.00	0.00	1,692.16	826.77	32.82
Education Fund		ATH/ACT	1,205.65	98.80	0.00	0.00	810.45	395.20	32.78
Education Fund		ATH/ACT	1,095.44	91.82	0.00	0.00	672.75	422.69	38.59
Education Fund		ATH/ACT	670.34	53.76	0.00	0.00	455.28	215.06	32.08
Education Fund		ATH/ACT	717.77	59.81	0.00	0.00	446.00	271.77	37.86
Education Fund		ATH/ACT	2,010.65	182.44	0.00	0.00	1,353.88	656.77	32.66
Education Fund		ATH/ACT	396.91	0.00	0.00	0.00	365.43	31.48	7.93
Education Fund		ATH/ACT	855.38	31.44	0.00	0.00	729.62	125.76	14.70
Education Fund		ATH/ACT	276.74	23.06	0.00	0.00	184.47	92.27	33.34
Education Fund		ATH/ACT	873.81	72.86	0.00	0.00	582.40	291.41	33.35
Education Fund		ATH/ACT	251.58	0.00	0.00	0.00	220.14	31.44	12.50
Education Fund		ATH/ACT	436.91	36.40	0.00	0.00	295.19	141.72	32.44

## Expenditure Report

Fiscal Year: 2022-2023  
Month: October

COUNTY OF GRUNDY SCHOOL DIST 111

Fund Description	Account	Account Description	Revised Budget	MTD Activity	Encumbrance	Pending Activity	Available Funds	Year to Date Activity	Percent of Budget Used
Education Fund		ATH/ACT	264.95	22.10	0.00	0.00	176.58	88.37	33.35
Education Fund		ATH/ACT	1,399.52	116.66	0.00	0.00	940.43	459.09	32.80
Education Fund		ATH/ACT	642.32	53.50	0.00	0.00	428.29	214.03	33.32
Education Fund		ATH/ACT	251.58	20.97	0.00	0.00	167.69	83.89	33.35
Education Fund		ATH/ACT	203.81	17.02	0.00	0.00	161.26	42.55	20.88
Education Fund		ATH/ACT	352.21	29.34	0.00	0.00	234.85	117.36	33.32
Education Fund		ATH/ACT	346.48	28.90	0.00	0.00	230.88	115.60	33.36
Education Fund		ATH/ACT	735.51	60.28	0.00	0.00	494.40	241.11	32.78
Education Fund		ATH/ACT	346.48	28.90	0.00	0.00	230.94	115.54	33.35
Education Fund		ATH/ACT	251.58	0.00	0.00	0.00	251.58	0.00	0.00
Education Fund		ATH/ACT	478.00	39.88	0.00	0.00	318.43	159.57	33.38
Education Fund		ATH/ACT	327.06	13.62	0.00	0.00	252.11	74.95	22.92
Education Fund		ATH/ACT	203.81	18.68	0.00	0.00	131.64	72.17	35.41
Education Fund		ATH/ACT	244.57	20.41	0.00	0.00	162.97	81.60	33.36
Education Fund		ATH/ACT	578.30	48.22	0.00	0.00	389.31	188.99	32.68
Education Fund		ATH/ACT	1,022.20	56.60	0.00	0.00	802.34	219.86	21.51
Education Fund		ATH/ACT	244.57	20.36	0.00	0.00	163.07	81.50	33.32
Education Fund		ATH/ACT	594.86	0.00	0.00	0.00	594.86	0.00	0.00
Education Fund		ATH/ACT	515.88	0.00	0.00	0.00	484.41	31.47	6.10
Education Fund		ATH/ACT	251.88	25.16	0.00	0.00	154.41	97.47	38.70
Education Fund		ATH/ACT	4,201.02	0.00	0.00	0.00	-507.61	4,708.63	112.08
Education Fund		ATH/ACT	327.06	27.25	0.00	0.00	221.20	105.86	32.37
Education Fund		ATH/ACT	180.04	15.00	0.00	0.00	108.76	71.28	39.59
Education Fund		ATH/ACT	834.32	69.52	0.00	0.00	503.74	330.58	39.62

## Expenditure Report

Fiscal Year: 2022-2023  
Month: October

COUNTY OF GRUNDY SCHOOL DIST 111

Fund Description	Account	Account Description	Revised Budget	MTD Activity	Encumbrance	Pending Activity	Available Funds	Year to Date Activity	Percent of Budget Used
Education Fund		ATH/ACT	407.62	33.96	0.00	0.00	322.72	84.90	20.83
Education Fund		ATH/ACT	224.19	0.00	0.00	0.00	224.19	0.00	0.00
Education Fund		ATH/ACT	489.14	40.77	0.00	0.00	387.27	101.87	20.83
Education Fund		ATH/ACT	224.19	18.66	0.00	0.00	177.57	46.62	20.79
Education Fund		ATH/ACT	203.81	16.98	0.00	0.00	161.36	42.45	20.83
Education Fund		ATH/ACT	301.90	25.16	0.00	0.00	239.00	62.90	20.83
Education Fund		ATH/ACT	276.74	23.06	0.00	0.00	219.09	57.65	20.83
Education Fund	10-1500-	ATHLETIC DIRECTOR	0.00	0.00	0.00	0.00	0.00	0.00	0.00
Education Fund	10-1500-	ACTIVITY DIRECTOR	0.00	0.00	0.00	0.00	0.00	0.00	0.00
Education Fund	10-1500-222	INVITATIONAL WKRS	0.00	0.00	0.00	0.00	0.00	0.00	0.00
Education Fund	11500222	MAIN OFFICE INS	0.00	0.00	0.00	0.00	0.00	0.00	0.00
Education Fund	10-1500-	ASST ATHLETIC DIR	0.00	0.00	0.00	0.00	0.00	0.00	0.00
Education Fund	1150022230	ATHLETIC DIR/SECY	50,818.42	3,850.52	0.00	0.00	35,416.34	15,402.08	30.31
Education Fund		ATH/ACT	19,986.91	1,514.16	0.00	0.00	13,930.27	6,056.64	30.30
Education Fund		ATH/ACT	305.19	115.70	0.00	0.00	-280.05	585.24	191.76
Education Fund		ATH/ACT	0.00	0.00	0.00	0.00	0.00	0.00	0.00
Education Fund		ATH/ACT	0.00	0.00	0.00	0.00	0.00	0.00	0.00
Education Fund		ATH/ACT	0.00	0.00	0.00	0.00	0.00	0.00	0.00
Education Fund		ATH/ACT	0.00	0.00	0.00	0.00	0.00	0.00	0.00
Education Fund		ATH/ACT	0.00	0.00	0.00	0.00	0.00	0.00	0.00
Education Fund		ATH/ACT	0.00	0.00	0.00	0.00	0.00	0.00	0.00
Education Fund	1150022270	STUDENT ACT/SECY	23,317.35	2,231.10	0.00	0.00	16,599.30	6,718.05	28.81
Education Fund		ATH/ACT	30,795.86	2,333.02	0.00	0.00	21,463.78	9,332.08	30.30
Education Fund		ATH/ACT	0.00	0.00	0.00	0.00	0.00	0.00	0.00

## Expenditure Report

Fiscal Year: 2022-2023  
Month: October

COUNTY OF GRUNDY SCHOOL DIST 111

Fund Description	Account	Account Description	Revised Budget	MTD Activity	Encumbrance	Pending Activity	Available Funds	Year to Date Activity	Percent of Budget Used
Education Fund		ATH/ACT	0.00	31.65	0.00	0.00	-378.37	378.37	0.00
Education Fund			0.00	0.00	0.00	0.00	-0.10	0.10	0.00
Education Fund		ATH/ACT	263.32	0.00	0.00	0.00	0.00	263.32	100.00
Education Fund		ATH/ACT	0.00	0.00	0.00	0.00	0.00	0.00	0.00
Education Fund		ATH/ACT	0.00	0.00	0.00	0.00	0.00	0.00	0.00
Education Fund		ATH/ACT	0.00	0.00	0.00	0.00	0.00	0.00	192 0.00
Education Fund		ATH/ACT	204.03	0.00	0.00	0.00	0.00	204.03	100.00
Education Fund		ATH/ACT	2,594.86	198.16	0.00	0.00	1,802.22	792.64	30.55
Education Fund		ATH/ACT	492.23	37.78	0.00	0.00	341.11	151.12	30.70
Education Fund		ATH/ACT	5.04	0.00	0.00	0.00	0.00	5.04	100.00
Education Fund		ATH/ACT	0.00	0.00	0.00	0.00	0.00	0.00	0.00
Education Fund		ATH/ACT	1,454.57	120.54	0.00	0.00	1,036.28	418.29	28.76
Education Fund		ATH/ACT	492.23	37.78	0.00	0.00	341.11	151.12	30.70
Education Fund		ATH/ACT	0.00	1.68	0.00	0.00	-8.15	8.15	0.00
Education Fund			0.00	0.00	0.00	0.00	0.00	0.00	0.00
Education Fund		ATH/ACT	0.00	0.00	0.00	0.00	0.00	0.00	0.00
Education Fund		ATH/ACT	10.86	0.00	0.00	0.00	0.00	10.86	100.00
Education Fund	1150030030	GIRLS TRACK PUR SERV	0.00	0.00	0.00	0.00	0.00	0.00	0.00
Education Fund	1150030130	BOYS SOCCER PUR SERV	0.00	0.00	0.00	0.00	0.00	0.00	0.00
Education Fund	1150030230	BOYS BASKETBALL PUR	0.00	0.00	0.00	0.00	0.00	0.00	0.00
Education Fund	1150030330	WRESTLING PUR SERV	0.00	0.00	0.00	0.00	0.00	0.00	0.00
Education Fund	1150030430	BOYS VOLLEYBALL PUR	0.00	0.00	0.00	0.00	0.00	0.00	0.00
Education Fund	1150030530	SOFTBALL PUR SERV	0.00	0.00	0.00	0.00	0.00	0.00	0.00
Education Fund	1150030630	CHEERLEADER PUR SERV	0.00	0.00	0.00	0.00	0.00	0.00	0.00

## Expenditure Report

Fiscal Year: 2022-2023  
Month: October

COUNTY OF GRUNDY SCHOOL DIST 111

Fund Description	Account	Account Description	Revised Budget	MTD Activity	Encumbrance	Pending Activity	Available Funds	Year to Date Activity	Percent of Budget Used
Education Fund	1150030730	GIRLS VOLLEYBALL PUR	0.00	0.00	0.00	0.00	0.00	0.00	0.00
Education Fund	1150030830	GIRLS BOWLING PUR	8,500.00	0.00	0.00	0.00	8,500.00	0.00	0.00
Education Fund	1150030930	GOLF PURCHASE SERV	6,000.00	0.00	0.00	0.00	6,000.00	0.00	0.00
Education Fund	1150031030	CROSS COUNTRY PUR	0.00	0.00	0.00	0.00	0.00	0.00	0.00
Education Fund	1150031130	GIRLS BASKETBALL PUR	0.00	0.00	0.00	0.00	0.00	0.00	193
Education Fund	1150031230	BASEBALL PUR SERV	8,000.00	0.00	0.00	0.00	8,000.00	0.00	
Education Fund	1150031330	GIRLS TENNIS PUR SERV	0.00	0.00	0.00	0.00	0.00	0.00	0.00
Education Fund	1150031430	POMS PUR SERV	1,200.00	0.00	0.00	0.00	1,200.00	0.00	0.00
Education Fund	1150031530	FOOTBALL PUR SERV	25,000.00	19,439.71	1,798.33	0.00	3,761.96	19,439.71	77.76
Education Fund	1150031630	BOYS TRACK PUR SERV	0.00	0.00	0.00	0.00	0.00	0.00	0.00
Education Fund	1150031730	GIRLS SOCCER PUR SERV	0.00	0.00	0.00	0.00	0.00	0.00	0.00
Education Fund	1150032130	GEN ATHLETIC PUR SERV	0.00	0.00	0.00	0.00	0.00	0.00	0.00
Education Fund	1150033330	SUMMER BASEBALL PUR	0.00	0.00	0.00	0.00	0.00	0.00	0.00
Education Fund	1150033630	ATH TRAINER PUR SERV	0.00	0.00	0.00	0.00	0.00	0.00	0.00
Education Fund	1150033730	BOYS BOWLING PUR SERV	6,000.00	0.00	0.00	0.00	6,000.00	0.00	0.00
Education Fund	1150039330	BOYS TENNIS PUR SERV	0.00	0.00	0.00	0.00	0.00	0.00	0.00
Education Fund	1150039530	SWIMMING PUR SERVICE	30,000.00	0.00	0.00	0.00	30,000.00	0.00	0.00
Education Fund		GIRLS GOLF PURCH SERV	6,000.00	0.00	0.00	0.00	6,000.00	0.00	0.00
Education Fund		GIRLS WRESTLING PUR	0.00	0.00	0.00	0.00	0.00	0.00	0.00
Education Fund	1150031370	THESPIAN THEATRE FEST	0.00	0.00	0.00	0.00	0.00	0.00	0.00
Education Fund	1150032170	FFA	0.00	0.00	0.00	0.00	0.00	0.00	0.00
Education Fund	1150030070	MUSICAL PUR SERV	11,000.00	0.00	0.00	0.00	11,000.00	0.00	0.00
Education Fund	1150030170	FALL PLAY PUR SERV	3,000.00	0.00	0.00	0.00	2,409.99	590.01	19.67
Education Fund	1150030270	STUDENT ACT PUR SERV	2,500.00	0.00	0.00	0.00	2,500.00	0.00	0.00

## Expenditure Report

Fiscal Year: 2022-2023  
Month: October

COUNTY OF GRUNDY SCHOOL DIST 111

Fund Description	Account	Account Description	Revised Budget	MTD Activity	Encumbrance	Pending Activity	Available Funds	Year to Date Activity	Percent of Budget Used
Education Fund	1150030370	NEWSPAPER PUR SERV	5,000.00	0.00	0.00	697.00	4,303.00	0.00	0.00
Education Fund	1150030470	CHILDRENS THEATRE PUR	1,500.00	0.00	0.00	0.00	1,100.51	399.49	26.63
Education Fund	1150030570	INTL CLUB PUR SERV	0.00	0.00	0.00	0.00	0.00	0.00	0.00
Education Fund	1150030670	WINTERGUARD PUR SERV	2,000.00	0.00	0.00	0.00	2,000.00	0.00	0.00
Education Fund	1150030770	NHS PUR SERV	0.00	0.00	0.00	0.00	0.00	0.00	194
Education Fund	1150030870	FFA PUR SERV	250.00	0.00	0.00	0.00	250.00	0.00	
Education Fund	1150031070	BOOK CLUB SPEAKER	250.00	0.00	0.00	0.00	250.00	0.00	0.00
Education Fund	1150031670	MINOOKA ANGLERS	1,200.00	0.00	0.00	0.00	1,200.00	0.00	0.00
Education Fund	1150032070	FBLA	0.00	0.00	0.00	0.00	0.00	0.00	0.00
Education Fund	1150032270	FOOTBALL CLEANUP	1,200.00	0.00	0.00	1,200.00	0.00	0.00	0.00
Education Fund	1150032370	REVTRAK ACTIVITY	50,000.00	-25.00	0.00	25.00	5,383.50	44,591.50	89.18
Education Fund	1150031930	GIRLS VOLLEYBALL	3,900.00	2,157.00	0.00	113.00	954.00	3,082.00	72.64
Education Fund	1150032030	BOYS SOCCER OFFICIAL	3,750.00	1,200.00	0.00	150.00	184.00	3,416.00	91.09
Education Fund	1150032230	SOFTBALL OFFICIAL	6,300.00	0.00	0.00	0.00	6,300.00	0.00	0.00
Education Fund	1150032330	FOOTBALL OFFICIAL	6,175.00	2,793.00	0.00	1,431.00	-566.00	5,310.00	85.99
Education Fund	1150032430	BOYS BASKETBALL	7,300.00	0.00	0.00	0.00	7,300.00	0.00	0.00
Education Fund	1150032530	GIRLS BASKETBALL	5,650.00	0.00	0.00	0.00	5,650.00	0.00	0.00
Education Fund	1150032630	BOYS WRESTLING	1,425.00	0.00	0.00	0.00	1,425.00	0.00	0.00
Education Fund	1150032730	BASEBALL OFFICIALS	6,125.00	0.00	0.00	0.00	6,125.00	0.00	0.00
Education Fund	1150032830	CROSS COUNTRY	1,000.00	0.00	0.00	0.00	490.00	510.00	51.00
Education Fund	1150032930	BOYS VOLLEYBALL	4,950.00	0.00	0.00	0.00	4,950.00	0.00	0.00
Education Fund	1150033030	GIRLS TRACK OFFICIAL	1,325.00	0.00	0.00	0.00	1,325.00	0.00	0.00
Education Fund	1150033130	BOYS TRACK OFFICIAL	2,250.00	0.00	0.00	0.00	2,250.00	0.00	0.00
Education Fund	1150033230	GIRLS SOCCER OFFICIAL	4,125.00	0.00	0.00	0.00	4,125.00	0.00	0.00

## Expenditure Report

Fiscal Year: 2022-2023  
Month: October

COUNTY OF GRUNDY SCHOOL DIST 111

Fund Description	Account	Account Description	Revised Budget	MTD Activity	Encumbrance	Pending Activity	Available Funds	Year to Date Activity	Percent of Budget Used
Education Fund	1150033830	INVITATIONAL OFFICIALS	0.00	0.00	0.00	0.00	0.00	0.00	0.00
Education Fund	1150033930	LACROSSE OFFICIALS	5,550.00	0.00	0.00	0.00	5,550.00	0.00	0.00
Education Fund		GIRLS WRESTLING	1,000.00	0.00	0.00	0.00	1,000.00	0.00	0.00
Education Fund	1150031970	STUDENT ACT	2,000.00	0.00	0.00	0.00	2,000.00	0.00	0.00
Education Fund	1150031830	ATHLETIC TOWEL	0.00	0.00	0.00	0.00	0.00	0.00	0.00
Education Fund	1150033430	GENERAL ATHLETIC	2,000.00	0.00	0.00	0.00	2,000.00	0.00	195 0.00
Education Fund	1150033530	ATHLETIC DIRECTOR	2,000.00	0.00	0.00	0.00	2,000.00	0.00	0.00
Education Fund	1150033270	STUDENT ACT/TRAVEL	11,000.00	295.97	0.00	458.55	10,245.48	295.97	2.69
Education Fund	1150033570	ACTIVITY DIRECTOR	1,000.00	71.36	0.00	0.00	928.64	71.36	7.14
Education Fund	1150039030	GEN ATHLETIC	42,000.00	4,514.56	14,827.75	150.09	10,211.08	16,811.08	40.03
Education Fund	1150039430	GEN ATHLETIC POST	55,000.00	953.65	1,133.00	0.00	49,332.53	4,534.47	8.24
Education Fund	1150139030	GATE RECEIPTS CASH	0.00	0.00	0.00	0.00	0.00	0.00	0.00
Education Fund	1150041030	BOYS WRESTLING	6,500.00	0.00	6,708.00	0.00	-208.00	0.00	0.00
Education Fund	1150041130	GIRLS TENNIS SUPPLIES	1,000.00	529.70	723.72	0.00	-253.42	529.70	52.97
Education Fund	1150041230	BOYS TENNIS SUPPLIES	1,000.00	0.00	0.00	0.00	958.00	42.00	4.20
Education Fund	1150041330	CROSS COUNTRY	1,500.00	0.00	0.00	1,500.00	0.00	0.00	0.00
Education Fund	1150041430	CHEERLEADER SUPPLIES	3,000.00	0.00	2,977.85	0.00	22.15	0.00	0.00
Education Fund	1150041530	BOYS GOLF SUPPLIES	3,800.00	-4,314.14	0.00	3,621.86	178.14	0.00	0.00
Education Fund	1150041630	BOYS TRACK SUPPLIES	1,700.00	0.00	0.00	0.00	634.00	1,066.00	62.71
Education Fund	1150041730	GIRLS TRACK SUPPLIES	2,000.00	0.00	0.00	0.00	2,000.00	0.00	0.00
Education Fund	1150041830	GEN ATHLETIC SUPPLIES	7,500.00	62.78	725.18	276.80	3,036.84	3,461.18	46.15
Education Fund	1150041930	GIRLS SOCCER SUPPLIES	3,300.00	0.00	0.00	0.00	3,300.00	0.00	0.00
Education Fund	1150042030	BASEBALL SUPPLIES	4,500.00	0.00	0.00	0.00	2,168.86	2,331.14	51.80
Education Fund	1150042130	SOFTBALL SUPPLIES	4,500.00	0.00	0.00	0.00	-484.00	4,984.00	110.76

## Expenditure Report

Fiscal Year: 2022-2023  
Month: October

COUNTY OF GRUNDY SCHOOL DIST 111

Fund Description	Account	Account Description	Revised Budget	MTD Activity	Encumbrance	Pending Activity	Available Funds	Year to Date Activity	Percent of Budget Used
Education Fund	1150042230	BOYS VOLLEYBALL	2,000.00	0.00	1,605.00	0.00	395.00	0.00	0.00
Education Fund	1150042330	GIRLS VOLLEYBALL	2,000.00	849.56	0.00	0.00	1,150.44	849.56	42.48
Education Fund	1150042430	GIRLS BASKETBALL	1,400.00	0.00	0.00	0.00	750.00	650.00	46.43
Education Fund	1150042530	BOYS SOCCER SUPPLIES	2,500.00	0.00	1,329.64	0.00	-665.53	1,835.89	73.44
Education Fund	1150042630	BOYS BASKETBALL	1,350.00	0.00	1,344.00	0.00	6.00	0.00	0.00
Education Fund	1150042730	ATHLETIC DIRECTOR	4,000.00	356.85	946.25	0.00	1,946.90	1,106.85	27.67
Education Fund	1150042830	FOOTBALL SUPPLIES	40,000.00	15,303.94	0.00	0.00	-3,178.13	43,178.13	107.95
Education Fund	1150042930	GIRLS BOWLING SUPPLIES	500.00	0.00	0.00	0.00	500.00	0.00	0.00
Education Fund	1150043030	POMS SUPPLIES	2,500.00	1,934.56	0.00	0.00	460.25	2,039.75	81.59
Education Fund	1150043130	ATHLETIC AWARD	22,500.00	2,644.75	5,998.42	196.20	12,881.43	3,423.95	15.22
Education Fund	1150043230	GIRLS GOLF SUPPLIES	3,700.00	0.00	0.00	0.00	3,700.00	0.00	0.00
Education Fund	1150043330	SUMMER BASEBALL	1,400.00	0.00	0.00	0.00	1,400.00	0.00	0.00
Education Fund	1150043430	BOYS BOWLING SUPPLIES	500.00	0.00	0.00	0.00	500.00	0.00	0.00
Education Fund	1150043530	ATHLETIC COMP TECH	0.00	0.00	6,703.00	0.00	-6,703.00	0.00	0.00
Education Fund	1150043630	BOYS LACROSSE	4,000.00	0.00	0.00	0.00	4,000.00	0.00	0.00
Education Fund	1150044030	BOYS GOLF UNIFORMS	4,000.00	-3,375.00	0.00	3,375.00	625.00	0.00	0.00
Education Fund	1150044130	GIRLS GOLF UNIFORMS	4,000.00	0.00	0.00	0.00	898.70	3,101.30	77.53
Education Fund	1150044230	GIRLS TENNIS UNIFORMS	2,000.00	0.00	0.00	0.00	638.00	1,362.00	68.10
Education Fund	1150044330	BOYS BOWLING	1,000.00	0.00	0.00	0.00	1,000.00	0.00	0.00
Education Fund	1150044430	GIRLS BOWLING	1,000.00	0.00	0.00	0.00	1,000.00	0.00	0.00
Education Fund	1150044530	BOYS WRESTLING	1,800.00	0.00	0.00	0.00	1,800.00	0.00	0.00
Education Fund	1150044630	BOYS TRACK UNIFORMS	1,800.00	0.00	0.00	0.00	1,800.00	0.00	0.00
Education Fund	1150044730	GIRLS TRACK UNIFORMS	1,800.00	0.00	0.00	0.00	1,800.00	0.00	0.00
Education Fund	1150044830	BOYS TENNIS UNIFORMS	0.00	0.00	0.00	0.00	0.00	0.00	0.00

## Expenditure Report

Fiscal Year: 2022-2023  
Month: October

COUNTY OF GRUNDY SCHOOL DIST 111

Fund Description	Account	Account Description	Revised Budget	MTD Activity	Encumbrance	Pending Activity	Available Funds	Year to Date Activity	Percent of Budget Used
Education Fund	1150044930	BASEBALL UNIFORMS	4,400.00	0.00	0.00	0.00	4,250.00	150.00	3.41
Education Fund	1150045030	SOFTBALL UNIFORMS	4,400.00	0.00	4,034.61	0.00	365.39	0.00	0.00
Education Fund	1150045130	GIRLS BASKETBALL	0.00	0.00	0.00	0.00	0.00	0.00	0.00
Education Fund	1150045230	BOYS SOCCER UNIFORMS	0.00	0.00	0.00	0.00	0.00	0.00	0.00
Education Fund	1150045330	GIRLS VOLLEYBALL	0.00	0.00	0.00	0.00	0.00	0.00	0.00
Education Fund	1150045430	CROSS COUNTRY	1,800.00	0.00	1,567.00	0.00	233.00	0.00	0.00
Education Fund	1150045530	POMS UNIFORMS	0.00	0.00	0.00	0.00	0.00	0.00	0.00
Education Fund	1150045630	BOYS BASKETBALL	0.00	0.00	0.00	0.00	0.00	0.00	0.00
Education Fund	1150045730	BOYS VOLLEYBALL	0.00	0.00	395.00	0.00	-395.00	0.00	0.00
Education Fund	1150045830	GIRLS SOCCER UNIFORMS	0.00	0.00	0.00	0.00	0.00	0.00	0.00
Education Fund	1150045930	FOOTBALL UNIFORMS	0.00	0.00	0.00	0.00	0.00	0.00	0.00
Education Fund	1150046030	CHEERLEADING	0.00	0.00	0.00	0.00	0.00	0.00	0.00
Education Fund	1150046130	LACROSSE UNIFORMS	0.00	0.00	0.00	0.00	0.00	0.00	0.00
Education Fund	1150141030	ATHLETIC TRAINER	0.00	0.00	0.00	0.00	0.00	0.00	0.00
Education Fund		GIRLS WRESTLING	6,500.00	0.00	2,903.70	101.50	3,494.80	0.00	0.00
Education Fund		GIRLS WRESTLING	5,850.00	4,112.53	0.00	0.00	15.47	5,834.53	99.74
Education Fund		GIRLS LACROSSE	4,000.00	0.00	0.00	0.00	4,000.00	0.00	0.00
Education Fund		GIRLS LACROSSE	0.00	0.00	0.00	0.00	0.00	0.00	0.00
Education Fund	1150042970	YEARBOOK SUPPLIES	0.00	0.00	0.00	0.00	0.00	0.00	0.00
Education Fund	1150041070	NEWSPAPER SUPPLIES	500.00	0.00	0.00	0.00	101.04	398.96	79.79
Education Fund	1150041170	SPEECH SUPPLIES	100.00	21.82	0.00	0.00	78.18	21.82	21.82
Education Fund	1150041270	KALEIDOSCOPE SUPPLIES	100.00	0.00	0.00	0.00	100.00	0.00	0.00
Education Fund	1150041370	NHS SUPPLIES	1,500.00	285.70	0.00	0.00	1,214.30	285.70	19.05
Education Fund	1150041470	MUSICAL SUPPLIES	5,000.00	0.00	0.00	0.00	5,000.00	0.00	0.00

## Expenditure Report

Fiscal Year: 2022-2023  
Month: October

COUNTY OF GRUNDY SCHOOL DIST 111

Fund Description	Account	Account Description	Revised Budget	MTD Activity	Encumbrance	Pending Activity	Available Funds	Year to Date Activity	Percent of Budget Used
Education Fund	1150041570	FALL PLAY SUPPLIES	1,400.00	112.92	0.00	35.94	1,251.14	112.92	8.07
Education Fund	1150041670	STUDENT ACT SUPPLIES	1,800.00	419.48	0.00	0.00	149.42	1,650.58	91.70
Education Fund	1150041770	ACTIVITY OFFICE	500.00	369.20	0.00	0.00	54.12	445.88	89.18
Education Fund	1150041870	CHILDRENS THEATRE	1,000.00	0.00	0.00	0.00	1,000.00	0.00	0.00
Education Fund	1150041970	INTL CLUB SUPPLIES	0.00	0.00	0.00	0.00	0.00	0.00	0.00
Education Fund	1150042070	WINTERGUARD SUPPLIES	5,000.00	0.00	0.00	0.00	5,000.00	0.00	0.00
Education Fund	1150042170	BOOK CLUB AWARDS	100.00	0.00	0.00	0.00	100.00	0.00	0.00
Education Fund	1150042270	FBLA SUPPLIES	0.00	0.00	0.00	0.00	0.00	0.00	0.00
Education Fund	1150042370	FNHS INDUCTION	100.00	0.00	0.00	0.00	100.00	0.00	0.00
Education Fund	1150042470	INVESTMENT CLUB	100.00	0.00	0.00	0.00	100.00	0.00	0.00
Education Fund	1150042570	SPANISH NHS INDUCTION	100.00	0.00	0.00	0.00	100.00	0.00	0.00
Education Fund	1150042670	SADD/TATU SUPPLIES	100.00	0.00	0.00	0.00	100.00	0.00	0.00
Education Fund	1150042870	SCHOLASTIC BOWL	100.00	0.00	0.00	0.00	100.00	0.00	0.00
Education Fund	1150043170	MADRIGAL SUPPLIES	0.00	0.00	0.00	0.00	0.00	0.00	0.00
Education Fund	1150043370	SENIOR MURAL	250.00	0.00	0.00	0.00	250.00	0.00	0.00
Education Fund	1150043470	COLOR PAPER SUPPLIES	400.00	0.00	0.00	0.00	400.00	0.00	0.00
Education Fund	1150043670	ACTIVITY P-CARD ORDERS	3,000.00	0.00	0.00	0.00	3,000.00	0.00	0.00
Education Fund	1150043770	INTL THESPIAN SUPPLIES	500.00	90.00	0.00	76.07	204.93	219.00	43.80
Education Fund	1150043870	CHESS TEAM SUPPLIES	100.00	0.00	0.00	0.00	100.00	0.00	0.00
Education Fund	1150043970	PAC SOUND ROOM	12,000.00	338.00	1,039.20	0.00	10,434.69	526.11	4.38
Education Fund	1150043070	STUDENT ACT	0.00	0.00	0.00	0.00	0.00	0.00	0.00
Education Fund	1150054030	GIRLS TRACK EQUIPMENT	0.00	0.00	0.00	0.00	0.00	0.00	0.00
Education Fund	1150054130	BOYS TENNIS EQUIPMENT	0.00	0.00	0.00	0.00	0.00	0.00	0.00
Education Fund	1150054230	FOOTBALL EQUIPMENT	0.00	0.00	0.00	0.00	0.00	0.00	0.00

## Expenditure Report

Fiscal Year: 2022-2023  
Month: October

COUNTY OF GRUNDY SCHOOL DIST 111

Fund Description	Account	Account Description	Revised Budget	MTD Activity	Encumbrance	Pending Activity	Available Funds	Year to Date Activity	Percent of Budget Used
Education Fund	1150054330	GIRLS TENNIS EQUIPMENT	0.00	0.00	0.00	0.00	0.00	0.00	0.00
Education Fund	1150054430	BOYS TRACK EQUIPMENT	0.00	0.00	0.00	0.00	0.00	0.00	0.00
Education Fund	1150054530	GENERAL ATHLETIC	20,000.00	1,111.25	0.00	0.00	14,069.75	5,930.25	29.65
Education Fund	1150054630	BASEBALL EQUIPMENT	0.00	0.00	0.00	0.00	0.00	0.00	0.00
Education Fund	1150054730	BOYS GOLF EQUIPMENT	0.00	0.00	0.00	0.00	0.00	0.00	199 0.00
Education Fund	1150054830	GIRLS VOLLEYBALL	0.00	0.00	0.00	0.00	0.00	0.00	0.00
Education Fund	1150054930	BOYS VOLLEYBALL	0.00	0.00	0.00	0.00	0.00	0.00	0.00
Education Fund	1150055030	BOYS BASKETBALL	0.00	0.00	0.00	0.00	0.00	0.00	0.00
Education Fund	1150055130	SOFTBALL EQUIPMENT	0.00	0.00	0.00	0.00	0.00	0.00	0.00
Education Fund	1150055230	WRESTLING EQUIPMENT	0.00	0.00	0.00	0.00	0.00	0.00	0.00
Education Fund	1150055330	GIRLS BASKETBALL	0.00	0.00	0.00	0.00	0.00	0.00	0.00
Education Fund	1150055430	CROSS COUNTRY	0.00	0.00	0.00	0.00	0.00	0.00	0.00
Education Fund	1150055530	GIRLS BOWLING	0.00	0.00	0.00	0.00	0.00	0.00	0.00
Education Fund	1150055630	BOYS SOCCER	0.00	0.00	0.00	0.00	0.00	0.00	0.00
Education Fund	1150055730	ATHLETIC DIRECTOR	0.00	0.00	0.00	0.00	0.00	0.00	0.00
Education Fund	1150055830	GIRLS SOCCER	0.00	0.00	0.00	0.00	0.00	0.00	0.00
Education Fund	1150055930	POMS EQUIPMENT	0.00	0.00	0.00	0.00	0.00	0.00	0.00
Education Fund	1150056030	GIRLS GOLF EQUIPMENT	0.00	0.00	0.00	0.00	0.00	0.00	0.00
Education Fund	1150056130	CHEERLEADER	0.00	0.00	0.00	0.00	0.00	0.00	0.00
Education Fund	1150056230	BOYS BOWLING	0.00	0.00	0.00	0.00	0.00	0.00	0.00
Education Fund	1150056330	SUMMER BASEBALL	0.00	0.00	0.00	0.00	0.00	0.00	0.00
Education Fund	1150056430	LACROSSE EQUIPMENT	0.00	0.00	0.00	0.00	0.00	0.00	0.00
Education Fund	1150154030	ATHLETIC TRAINER	0.00	0.00	0.00	0.00	0.00	0.00	0.00
Education Fund	1150054070	STUDENT ACT EQUIPMENT	0.00	0.00	0.00	0.00	0.00	0.00	0.00

## Expenditure Report

Fiscal Year: 2022-2023  
Month: October

COUNTY OF GRUNDY SCHOOL DIST 111

Fund Description	Account	Account Description	Revised Budget	MTD Activity	Encumbrance	Pending Activity	Available Funds	Year to Date Activity	Percent of Budget Used
Education Fund	1150054170	MAIN OFFICE EQUIPMENT	0.00	0.00	0.00	0.00	0.00	0.00	0.00
Education Fund	1150054270	WINTERGUARD	0.00	0.00	0.00	0.00	0.00	0.00	0.00
Education Fund	1150054370	PAC SOUND ROOM	20,775.00	0.00	9,890.00	0.00	10,185.02	699.98	3.37
Education Fund	1150039130	GEN ATHLETIC CLINICS	2,500.00	450.00	0.00	0.00	2,050.00	450.00	18.00
Education Fund	1150039230	ATHLETIC DIRECTOR	500.00	0.00	0.00	0.00	500.00	0.00	0.00
Education Fund	1150064030	ATHLETIC DUES/FEES	5,000.00	210.00	0.00	410.00	4,380.00	210.00	4.20
Education Fund	1150064570	TSA FEES	0.00	0.00	0.00	0.00	0.00	0.00	0.00
Education Fund	1150064970	FNHS DUES	0.00	0.00	0.00	0.00	0.00	0.00	0.00
Education Fund	1150039070	SPEECH ENTRY FEES	1,000.00	110.00	0.00	0.00	890.00	110.00	11.00
Education Fund	1150064070	SPEECH DUES/FEES	0.00	0.00	0.00	0.00	0.00	0.00	0.00
Education Fund	1150064170	STUDENT ACT	2,500.00	718.44	0.00	0.00	1,781.56	718.44	28.74
Education Fund	1150064270	ICTM REGIONAL/ORAL	300.00	250.00	0.00	0.00	50.00	250.00	83.33
Education Fund	1150064370	WYSE REGISTRATION	300.00	0.00	0.00	0.00	300.00	0.00	0.00
Education Fund	1150064470	FBLA COMPETITION FEES	0.00	0.00	0.00	0.00	0.00	0.00	0.00
Education Fund	1150064670	SPANISH NHS	100.00	0.00	0.00	0.00	100.00	0.00	0.00
Education Fund	1150064770	JOURNALISM FEES/STATE	500.00	0.00	0.00	0.00	500.00	0.00	0.00
Education Fund	1150064870	FFA	0.00	0.00	0.00	0.00	0.00	0.00	0.00
Education Fund	1150065170	WINTERGUARD CIRCUIT	2,900.00	3,010.00	0.00	0.00	-110.00	3,010.00	103.79
Education Fund	1150065270	INDOOR PERCUSSION	1,500.00	0.00	0.00	0.00	1,500.00	0.00	0.00
Education Fund	11600110	SUMMER SCHOOL SALARY	0.00	0.00	0.00	0.00	0.00	0.00	0.00
Education Fund	11600211	SUMMER SCHOOL TRS	0.00	0.00	0.00	0.00	0.00	0.00	0.00
Education Fund	10-1600-	SUMMER SCHOOL SALARY	0.00	0.00	0.00	0.00	0.00	0.00	0.00
Education Fund	11650390	GIFTED PUR SERV	0.00	0.00	0.00	0.00	0.00	0.00	0.00
Education Fund	11650410	GIFTED SUPPLIES	0.00	0.00	0.00	0.00	0.00	0.00	0.00

## Expenditure Report

Fiscal Year: 2022-2023  
Month: October

COUNTY OF GRUNDY SCHOOL DIST 111

Fund Description	Account	Account Description	Revised Budget	MTD Activity	Encumbrance	Pending Activity	Available Funds	Year to Date Activity	Percent of Budget Used
Education Fund	11650540	GIFTED EQUIPMENT	0.00	0.00	0.00	0.00	0.00	0.00	0.00
Education Fund	11700110	DRIVER ED SALARY	451,571.00	37,630.92	0.00	0.00	303,476.27	148,094.73	32.80
Education Fund	11700111	SUMMER DR ED SALARY	0.00	0.00	0.00	0.00	0.00	0.00	0.00
Education Fund	11700211	SUMMER DR ED TRS	0.00	0.00	0.00	0.00	0.00	0.00	0.00
Education Fund	1170021121	DRIVER ED TRS	54,201.62	4,516.78	0.00	0.00	36,426.03	17,775.59	32.80
Education Fund	11700222	DR ED INS	0.00	0.00	0.00	0.00	0.00	0.00	0.00
Education Fund	10-1700-	DRIVER ED MEDICAL INS	93,294.83	7,491.04	0.00	0.00	63,330.67	29,964.16	32.12
Education Fund		DRIVER ED DENTAL INS	2,953.37	226.68	0.00	0.00	2,046.65	906.72	30.70
Education Fund	1170030021	DRIVERS ED CONT SERV	0.00	0.00	0.00	0.00	0.00	0.00	0.00
Education Fund	1170030021	DRIVERS ED CONT SERV S	0.00	0.00	0.00	0.00	0.00	0.00	0.00
Education Fund	11700323	DRIVERS ED	4,500.00	89.88	0.00	0.00	422.66	4,077.34	90.61
Education Fund	1170038021	DRIVER ED CAR INS	0.00	0.00	0.00	0.00	0.00	0.00	0.00
Education Fund	1170041021	DRIVERS ED SUPPLIES	2,019.00	0.00	0.00	0.00	2,019.00	0.00	0.00
Education Fund	1170041021	DRIVERS ED SUPPLIES S	0.00	0.00	0.00	0.00	0.00	0.00	0.00
Education Fund	1170041121	DR ED COMP TECH	0.00	0.00	0.00	0.00	0.00	0.00	0.00
Education Fund	1170042021	DRIVERS ED TEXTBOOKS	11,494.00	0.00	0.00	0.00	11,494.00	0.00	0.00
Education Fund	1170042021	DRIVERS ED TEXTBOOKS	0.00	0.00	0.00	0.00	0.00	0.00	0.00
Education Fund	11700464	DR ED GAS	9,000.00	644.62	0.00	381.84	7,214.07	1,404.09	15.60
Education Fund	1170049021	DRIVERS ED	0.00	0.00	0.00	0.00	0.00	0.00	0.00
Education Fund	1170049021	DRIVERS ED	0.00	0.00	0.00	0.00	0.00	0.00	0.00
Education Fund	1170054021	DRIVERS ED EQUIPMENT	0.00	0.00	0.00	0.00	0.00	0.00	0.00
Education Fund	1170054021	DRIVERS ED EQUIPMENT	0.00	0.00	0.00	0.00	0.00	0.00	0.00
Education Fund	1170055021	DRIVERS ED VEHICLES	40,000.00	0.00	0.00	0.00	40,000.00	0.00	0.00
Education Fund	1170064021	DRIVERS ED	0.00	0.00	0.00	0.00	0.00	0.00	0.00

## Expenditure Report

Fiscal Year: 2022-2023  
Month: October

COUNTY OF GRUNDY SCHOOL DIST 111

Fund Description	Account	Account Description	Revised Budget	MTD Activity	Encumbrance	Pending Activity	Available Funds	Year to Date Activity	Percent of Budget Used
Education Fund	1170064021	DRIVERS ED	0.00	0.00	0.00	0.00	0.00	0.00	0.00
Education Fund	11800110	ELL INSTRUCTION	0.00	0.00	0.00	0.00	0.00	0.00	0.00
Education Fund	11800211	ELL TRS	0.00	0.00	0.00	0.00	0.00	0.00	0.00
Education Fund	11900110	MINOOKA ACADEMY DIR	105,588.32	8,799.04	0.00	0.00	70,650.02	34,938.30	33.09
Education Fund	11900112	MINOOKA ACADEMY AIDE	34,291.13	2,857.60	0.00	0.00	23,006.17	11,284.96	32.91
Education Fund	11900211	MINOOKA ACADEMY TRS	12,673.66	1,056.12	0.00	0.00	8,480.10	4,193.56	33.09
Education Fund	11900222	MINOOKA ACADEMY	30,795.86	2,333.02	0.00	0.00	21,463.78	9,332.08	30.30
Education Fund		MINOOKA ACADEMY AIDE	19,986.91	1,514.16	0.00	0.00	13,930.27	6,056.64	30.30
Education Fund		MINOOKA ACADEMY	492.23	37.78	0.00	0.00	341.11	151.12	30.70
Education Fund	11900390	MINOOKA ACADEMY PUR	0.00	0.00	0.00	0.00	-325.00	325.00	0.00
Education Fund	11900332	MINOOKA ACADEMY	0.00	0.00	0.00	0.00	0.00	0.00	0.00
Education Fund	11900410	MINOOKA ACADEMY	0.00	0.00	0.00	0.00	0.00	0.00	0.00
Education Fund	11900411	MINOOKA ACADEMY COMP	0.00	0.00	0.00	0.00	0.00	0.00	0.00
Education Fund	11900420	MINOOKA ACADEMY	0.00	0.00	0.00	0.00	0.00	0.00	0.00
Education Fund	11900540	MINOOKA ACADEMY	0.00	0.00	0.00	0.00	0.00	0.00	0.00
Education Fund	11900640	MINOOKA ACADEMY	0.00	0.00	0.00	0.00	0.00	0.00	0.00
Education Fund	11912670	SPECIAL EDUCATION	1,772,852.00	222,243.29	0.00	28,167.23	1,297,010.13	447,674.64	25.25
Education Fund	12100112	ASST PRIN-LEARNING	0.00	0.00	0.00	0.00	0.00	0.00	0.00
Education Fund	12100113	MAIN OFFICE SECY	37,026.16	3,151.02	0.00	0.00	24,704.86	12,321.30	33.28
Education Fund	12100110	DIRECTOR STUDENT	133,954.19	11,162.84	0.00	0.00	89,302.83	44,651.36	33.33
Education Fund	12100111	DIR OF STUDENT SERV	0.00	0.00	0.00	0.00	0.00	0.00	0.00
Education Fund	12100120	SUMMER MAIN OFFICE	0.00	0.00	0.00	0.00	0.00	0.00	0.00
Education Fund	12100211	DIR OF STUDENT SERV	0.00	0.00	0.00	0.00	0.00	0.00	0.00
Education Fund	121002111	ASST PRIN-LEARNING TRS	0.00	0.00	0.00	0.00	0.00	0.00	0.00

## Expenditure Report

Fiscal Year: 2022-2023  
Month: October

COUNTY OF GRUNDY SCHOOL DIST 111

Fund Description	Account	Account Description	Revised Budget	MTD Activity	Encumbrance	Pending Activity	Available Funds	Year to Date Activity	Percent of Budget Used
Education Fund	10-2100-	DIRECTOR STUDENT SERV	16,413.07	1,367.78	0.00	0.00	10,941.95	5,471.12	33.33
Education Fund	10-2100-	DIRECTOR STUDENT	0.00	0.00	0.00	0.00	0.00	0.00	0.00
Education Fund	12100222	MAIN OFFICE GROUP INS	0.00	0.00	0.00	0.00	0.00	0.00	0.00
Education Fund		10 E 2100 2220 00 300	26,447.52	2,203.96	0.00	0.00	17,631.68	8,815.84	33.33
Education Fund	12100223	DIRECTOR STUDENT	100.00	8.00	0.00	0.00	68.00	32.00	203 32.00
Education Fund	12100300	MAIN OFFICE PUR SERV	0.00	0.00	0.00	0.00	0.00	0.00	0.00
Education Fund	12100390	DIRECTOR STUDENT SERV	200.00	0.00	0.00	0.00	200.00	0.00	0.00
Education Fund	12100400	DIRECTOR STUDENT SERV	350.00	0.00	0.00	0.00	350.00	0.00	0.00
Education Fund	12100410	MAIN OFFICE SUPPLIES	0.00	0.00	0.00	0.00	0.00	0.00	0.00
Education Fund	12100540	MAIN OFFICE EQUIPMENT	0.00	0.00	0.00	0.00	0.00	0.00	0.00
Education Fund	12100640	CLINICS/WORKSHOPS	0.00	0.00	0.00	0.00	0.00	0.00	0.00
Education Fund	12100641	PROFESSIONAL DUES	0.00	0.00	0.00	0.00	0.00	0.00	0.00
Education Fund	12100642	DIR STUDENT SER	400.00	0.00	0.00	0.00	400.00	0.00	0.00
Education Fund	12100643	DIR STUDENT SERV	0.00	0.00	0.00	0.00	0.00	0.00	0.00
Education Fund	12110100	TITLE 1 SALARIES	20,326.04	1,693.88	0.00	0.00	13,638.44	6,687.60	32.90
Education Fund	10-2110-211	TITLE 1 SALARIES (IC)	2,439.58	381.00	0.00	0.00	939.74	1,499.84	61.48
Education Fund	10-2110-222	TITLE 1 SALARIES (BMF 2)	11,966.74	903.76	0.00	0.00	8,351.94	3,614.80	30.21
Education Fund		TITLE I DENTAL INS	201.27	15.40	0.00	0.00	139.67	61.60	30.61
Education Fund	12113110	SOCIAL WORKER SALARY	235,800.22	18,626.54	0.00	0.00	158,781.44	77,018.78	32.66
Education Fund	12113211	SOCIAL WORKER TRS	28,302.86	2,235.75	0.00	0.00	19,058.29	9,244.57	32.66
Education Fund	12113222	SOCIAL WORKERS GROUP	57,518.59	4,360.28	0.00	0.00	40,077.23	17,441.36	30.32
Education Fund		SOCIAL WORKER DENTAL	1,275.42	97.94	0.00	0.00	883.66	391.76	30.72
Education Fund	12113390	SOCIAL WORKER PUR	0.00	0.00	0.00	0.00	0.00	0.00	0.00
Education Fund	121133902	SOCIAL WOKER CONT	0.00	0.00	0.00	0.00	0.00	0.00	0.00

## Expenditure Report

Fiscal Year: 2022-2023  
Month: October

COUNTY OF GRUNDY SCHOOL DIST 111

Fund Description	Account	Account Description	Revised Budget	MTD Activity	Encumbrance	Pending Activity	Available Funds	Year to Date Activity	Percent of Budget Used
Education Fund	12113332	SOCIAL WORKER	0.00	0.00	0.00	0.00	0.00	0.00	0.00
Education Fund	121133322	SOCIAL WORKER	0.00	0.00	0.00	0.00	0.00	0.00	0.00
Education Fund	12113410	SOCIAL WORKER	1,000.00	0.00	0.00	0.00	1,000.00	0.00	0.00
Education Fund	12113411	SOCIAL WKR COMP TECH	0.00	0.00	0.00	0.00	0.00	0.00	0.00
Education Fund	12113414	SOCIAL WORKER TESTING	0.00	0.00	0.00	0.00	0.00	0.00	204 0.00
Education Fund	121134102	SOCIAL WORKER	0.00	0.00	0.00	0.00	0.00	0.00	0.00
Education Fund	121134112	SOC WKR COMP TECK	0.00	0.00	0.00	0.00	0.00	0.00	0.00
Education Fund	121134142	SOCIAL WORKER TESTING	0.00	0.00	0.00	0.00	0.00	0.00	0.00
Education Fund	12113490	SOC WORKER	0.00	0.00	0.00	0.00	0.00	0.00	0.00
Education Fund	121134902	SOCIAL WORKER	0.00	0.00	0.00	0.00	0.00	0.00	0.00
Education Fund	12113640	SOC WORKER	0.00	0.00	0.00	0.00	0.00	0.00	0.00
Education Fund	121136402	SOCIAL WORKER	0.00	0.00	0.00	0.00	0.00	0.00	0.00
Education Fund	12120110	GUIDANCE SALARY	477,189.63	37,694.68	0.00	0.00	310,118.00	167,071.63	35.01
Education Fund		ESSER III - GUIDANCE	113,069.63	3,797.16	0.00	0.00	97,566.23	15,503.40	13.71
Education Fund	12120211	GUIDANCE TRS	57,276.59	4,524.44	0.00	0.00	37,223.23	20,053.36	35.01
Education Fund		ESSER TRS	13,571.63	854.08	0.00	0.00	10,093.37	3,478.26	25.63
Education Fund	12120222	GUIDANCE GROUP INS	140,658.19	8,900.68	0.00	0.00	103,494.24	37,163.95	26.42
Education Fund		ESSER MEDICAL INS	8,781.44	710.00	0.00	0.00	5,941.44	2,840.00	32.34
Education Fund		GUIDANCE DENTAL INS	3,244.52	226.68	0.00	0.00	2,318.91	925.61	28.53
Education Fund		ESSER DENTAL INS	544.03	37.78	0.00	0.00	392.91	151.12	27.78
Education Fund	12120314	GUIDANCE PUR SERV	100.00	0.00	0.00	0.00	100.00	0.00	0.00
Education Fund	12120415	A.P. TESTING SERVICES	0.00	0.00	0.00	0.00	0.00	0.00	0.00
Education Fund	121203142	GUIDANCE CONT SERV S	0.00	0.00	0.00	0.00	0.00	0.00	0.00
Education Fund	121204152	A.P. TESTING SERVICES S	0.00	0.00	0.00	0.00	0.00	0.00	0.00

## Expenditure Report

Fiscal Year: 2022-2023  
Month: October

COUNTY OF GRUNDY SCHOOL DIST 111

Fund Description	Account	Account Description	Revised Budget	MTD Activity	Encumbrance	Pending Activity	Available Funds	Year to Date Activity	Percent of Budget Used
Education Fund	12120411	GUIDANCE COMP TECH	0.00	0.00	0.00	0.00	0.00	0.00	0.00
Education Fund	12120412	GUIDANCE SUPPLIES	1,000.00	716.80	1,256.51	1,492.48	-2,657.26	908.27	90.83
Education Fund	12120414	GUIDANCE TESTING	500.00	0.00	0.00	0.00	500.00	0.00	0.00
Education Fund	1212041030	ALC SUPPLIES & S/W	0.00	0.00	0.00	0.00	0.00	0.00	0.00
Education Fund	121204112	GUIDANCE COMP TECH	0.00	0.00	0.00	0.00	0.00	0.00	0.00
Education Fund	121204122	GUIDANCE SUPPLIES S	500.00	0.00	0.00	0.00	500.00	0.00	205 0.00
Education Fund	121204142	GUIDANCE TESTING S	0.00	0.00	0.00	0.00	0.00	0.00	0.00
Education Fund	12120420	GUIDANCE REF BOOKS	0.00	0.00	0.00	0.00	0.00	0.00	0.00
Education Fund	121204202	GUIDANCE REFERENCE	0.00	0.00	0.00	0.00	0.00	0.00	0.00
Education Fund	12120540	GUIDANCE EQUIPMENT	0.00	0.00	0.00	0.00	0.00	0.00	0.00
Education Fund	121205402	GUIDANCE EQUIPMENT S	0.00	0.00	0.00	0.00	0.00	0.00	0.00
Education Fund	12120640	GUIDANCE DUES	0.00	0.00	0.00	0.00	0.00	0.00	0.00
Education Fund	12120641	GUIDANCE	0.00	0.00	0.00	0.00	0.00	0.00	0.00
Education Fund	121206402	GUIDANCE DUES/FEES/LIT	0.00	0.00	0.00	0.00	0.00	0.00	0.00
Education Fund	121206412	GUIDANCE	0.00	0.00	0.00	0.00	-690.00	690.00	0.00
Education Fund	12125110	REGISTRAR SALARY	45,532.50	3,864.43	0.00	0.00	28,043.32	17,489.18	38.41
Education Fund	12125111	ACADEMIC RESOURCE	46,279.20	3,805.58	0.00	0.00	35,394.34	10,884.86	23.52
Education Fund	12125112	ASST. REGISTRAR	33,501.00	1,417.32	0.00	0.00	21,487.88	12,013.12	35.86
Education Fund	12125211	CAREER CENTER TRS	0.00	0.00	0.00	0.00	0.00	0.00	0.00
Education Fund	12125222	REGISTRAR GROUP INS	29,264.66	2,217.02	0.00	0.00	20,396.58	8,868.08	30.30
Education Fund	12125223	CAREER CTR GROUP INS	8,820.69	4,416.98	0.00	0.00	3,358.30	5,462.39	61.93
Education Fund	10-2125-	ASST. REGISTRAR (BMF)	4.00	2.00	0.00	0.00	-10.00	14.00	350.00
Education Fund		REGISTRAR DENTAL INS	492.23	37.78	0.00	0.00	341.11	151.12	30.70
Education Fund		10 E 2125 2230 00 300	0.00	37.78	0.00	0.00	-37.78	37.78	0.00

## Expenditure Report

Fiscal Year: 2022-2023  
Month: October

COUNTY OF GRUNDY SCHOOL DIST 111

Fund Description	Account	Account Description	Revised Budget	MTD Activity	Encumbrance	Pending Activity	Available Funds	Year to Date Activity	Percent of Budget Used
Education Fund		ASST. REGISTRAR DENTAL	0.00	0.00	0.00	0.00	0.00	0.00	0.00
Education Fund	12125300	REGISTRAR PUR SERV	0.00	0.00	0.00	0.00	0.00	0.00	0.00
Education Fund	12125390	CAREER CTR PUR SERV	0.00	0.00	0.00	0.00	0.00	0.00	0.00
Education Fund	121253002	REGISTRAR CONT SERV S	8,000.00	0.00	0.00	0.00	8,000.00	0.00	0.00
Education Fund	121253902	CAREER CTR CONT SERV	0.00	0.00	0.00	0.00	0.00	0.00	206 0.00
Education Fund	12125323	CAREER CTR	0.00	0.00	0.00	0.00	0.00	0.00	0.00
Education Fund	12125324	REGISTRAR REPAIR/MAINT	0.00	0.00	0.00	0.00	0.00	0.00	0.00
Education Fund	121253232	CAREER CTR	0.00	0.00	0.00	0.00	0.00	0.00	0.00
Education Fund	121253242	REGISTRAR REPAIR/MAINT	0.00	0.00	0.00	0.00	0.00	0.00	0.00
Education Fund	12125410	CAREER CENTER	0.00	0.00	0.00	0.00	0.00	0.00	0.00
Education Fund	121254101	CAREER CENTER COMP	0.00	0.00	0.00	0.00	0.00	0.00	0.00
Education Fund	12125411	REGISTRAR SUPPLIES	1,500.00	0.00	630.01	0.00	1,022.93	-152.94	-10.20
Education Fund	12125412	REGISTRAR COMP TECH	0.00	0.00	0.00	0.00	0.00	0.00	0.00
Education Fund	121254102	CAREER CTR SUPPLIES S	0.00	0.00	0.00	0.00	0.00	0.00	0.00
Education Fund	121254112	REGISTRAR SUPPLIES S	0.00	0.00	0.00	0.00	0.00	0.00	0.00
Education Fund	121254122	REGISTRAR COMP TECH	0.00	0.00	0.00	0.00	0.00	0.00	0.00
Education Fund	12125540	CAREER CTR EQUIPMENT	0.00	0.00	0.00	0.00	0.00	0.00	0.00
Education Fund	12125541	REGISTRAR EQUIPMENT	0.00	0.00	0.00	0.00	0.00	0.00	0.00
Education Fund	121255402	CAREER CTR EQUIPMENT	0.00	0.00	0.00	0.00	0.00	0.00	0.00
Education Fund	121255412	REGISTRAR EQUIPMENT S	0.00	0.00	0.00	0.00	0.00	0.00	0.00
Education Fund		ARP - IDEA NURSE	0.00	0.00	0.00	0.00	0.00	0.00	0.00
Education Fund	12134110	NURSE SALARY	46,324.08	4,080.78	0.00	0.00	26,242.21	20,081.87	43.35
Education Fund	12134111	NURSE SALARY S.C.	101,424.08	5,777.26	0.00	0.00	78,981.21	22,442.87	22.13
Education Fund	12134211	NURSE TRS	0.00	0.00	0.00	0.00	0.00	0.00	0.00

## Expenditure Report

Fiscal Year: 2022-2023  
Month: October

COUNTY OF GRUNDY SCHOOL DIST 111

Fund Description	Account	Account Description	Revised Budget	MTD Activity	Encumbrance	Pending Activity	Available Funds	Year to Date Activity	Percent of Budget Used
Education Fund	10-2134-	NURSE SALARY S.C. (IC)	0.00	0.00	0.00	0.00	0.00	0.00	0.00
Education Fund	12134222	NURSE GROUP INS	53.20	4.00	0.00	0.00	33.36	19.84	37.29
Education Fund	10-2134-	NURSE SALARY S.C.	45.60	3.80	0.00	0.00	27.40	18.20	39.91
Education Fund	12134300	NURSE PUR SERV	0.00	123.26	0.00	0.00	-183.14	183.14	0.00
Education Fund	121343002	NURSE CONT SERV S	0.00	0.00	0.00	0.00	0.00	0.00	0.00
Education Fund	12134323	NURSE REPAIR/MAINT	0.00	0.00	0.00	0.00	0.00	0.00	0.00
Education Fund	121343232	NURSE REPAIR/MAINT S	0.00	0.00	0.00	0.00	0.00	0.00	0.00
Education Fund	12134410	NURSE SUPPLIES	5,500.00	505.89	47.90	0.00	4,441.51	1,010.59	18.37
Education Fund	12134411	NURSES SUPPLIES-BBP	0.00	0.00	0.00	0.00	0.00	0.00	0.00
Education Fund	12134412	NURSE COMP TECH	0.00	0.00	0.00	0.00	0.00	0.00	0.00
Education Fund	121344102	NURSE SUPPLIES S	100.00	0.00	0.00	0.00	-351.92	451.92	451.92
Education Fund	121344112	NURSES SUPPLIES-BBP S	0.00	0.00	0.00	0.00	0.00	0.00	0.00
Education Fund	121344122	NURSE COMP TECH	0.00	0.00	0.00	0.00	0.00	0.00	0.00
Education Fund	12134420	RN REFERENCE BOOKS	0.00	0.00	0.00	0.00	0.00	0.00	0.00
Education Fund	121344202	NURSE REFERENCE	0.00	0.00	0.00	0.00	0.00	0.00	0.00
Education Fund	12134540	NURSE EQUIPMENT	0.00	0.00	0.00	0.00	0.00	0.00	0.00
Education Fund	121345402	NURSE EQUIPMENT S	0.00	0.00	0.00	0.00	0.00	0.00	0.00
Education Fund	12140110	PSYCHOLOGIST SALARY	161,626.02	13,852.66	0.00	0.00	107,419.00	54,207.02	33.54
Education Fund	10-2140-211	PSYCHOLOGIST TRS	19,399.81	1,662.75	0.00	0.00	12,893.37	6,506.44	33.54
Education Fund	12140222	PSYCHOLOGIST	100.00	8.00	0.00	0.00	68.00	32.00	32.00
Education Fund	12140400	PSYCHOLOGIST SUPPLIES	0.00	0.00	0.00	0.00	0.00	0.00	0.00
Education Fund	12142300	PSYCHOLOGICAL	0.00	0.00	0.00	0.00	0.00	0.00	0.00
Education Fund	10-2190-	CSBO SALARY (BIMRF)	0.00	0.00	0.00	0.00	0.00	0.00	0.00
Education Fund		TITLE II SALARIES	0.00	0.00	0.00	0.00	0.00	0.00	0.00

## Expenditure Report

Fiscal Year: 2022-2023  
Month: October

COUNTY OF GRUNDY SCHOOL DIST 111

Fund Description	Account	Account Description	Revised Budget	MTD Activity	Encumbrance	Pending Activity	Available Funds	Year to Date Activity	Percent of Budget Used
Education Fund	12210110	DIRECTOR C/I SALARY	101,115.38	10,833.34	0.00	0.00	68,282.10	32,833.28	32.47
Education Fund	12210112	PROF. DEVELOPMENT	0.00	0.00	0.00	0.00	0.00	0.00	0.00
Education Fund	12210113	SPECIAL ED TEACHERS -	0.00	0.00	0.00	0.00	0.00	0.00	0.00
Education Fund	122101173	Title II Salaries	18,000.00	0.00	0.00	0.00	18,000.00	0.00	0.00
Education Fund	12210111	DIR C/I SEC. SALARY	35,000.00	2,894.12	0.00	0.00	23,272.11	11,727.89	33.51
Education Fund		TITLE II TRS	2,160.52	0.00	0.00	0.00	2,160.52	0.00	0.00
Education Fund	10-2210-	DIRECTOR C/I SALARY (BT)	12,389.41	1,327.38	0.00	0.00	8,366.43	4,022.98	32.47
Education Fund	12210211	DIR OF C/I TRS	0.00	0.00	0.00	0.00	0.00	0.00	0.00
Education Fund		10 E 2210 2110 00 300	0.00	0.00	0.00	0.00	0.00	0.00	0.00
Education Fund	10-2210-	DIRECTOR C/I SALARY	0.00	0.00	0.00	0.00	0.00	0.00	0.00
Education Fund	12210222	DIRECTOR C/I INS	27,009.86	2,232.22	0.00	0.00	20,313.20	6,696.66	24.79
Education Fund		10 E 2210 2220 00 300	0.00	0.00	0.00	0.00	0.00	0.00	0.00
Education Fund	12210223	DIR C/I SEC INSURANCE	28,997.98	2,217.02	0.00	0.00	20,259.43	8,738.55	30.14
Education Fund		DIRECTOR C/I DENTAL INS	1,458.53	120.54	0.00	0.00	1,096.91	361.62	24.79
Education Fund		10 E 2210 2230 00 300	0.00	0.00	0.00	0.00	0.00	0.00	0.00
Education Fund		DIR C/I SEC DENTAL INS	487.78	37.78	0.00	0.00	338.87	148.91	30.53
Education Fund	12210305	TITLE II PURCHASE	20,000.00	1,030.96	0.00	0.00	13,688.64	6,311.36	31.56
Education Fund	12200303	IDEA PART B SP ED PROF	0.00	0.00	0.00	0.00	0.00	0.00	0.00
Education Fund	12200304	IDEA PART B SP ED PROF	0.00	0.00	0.00	0.00	0.00	0.00	0.00
Education Fund	12210300	IDEA PART B SP ED PROF	10,000.00	300.00	0.00	0.00	9,105.08	894.92	8.95
Education Fund	12210302	IDEA PART B SP ED PROF	0.00	0.00	0.00	0.00	0.00	0.00	0.00
Education Fund	12210303	IDEA PART B SP ED PROF	0.00	0.00	0.00	0.00	0.00	0.00	0.00
Education Fund	12210304	IDEA PART B SP ED PROF	0.00	0.00	0.00	0.00	0.00	0.00	0.00
Education Fund	12210306	TESTING SERVICE	80,000.00	6,338.00	0.00	0.00	73,662.00	6,338.00	7.92

## Expenditure Report

Fiscal Year: 2022-2023  
Month: October

COUNTY OF GRUNDY SCHOOL DIST 111

Fund Description	Account	Account Description	Revised Budget	MTD Activity	Encumbrance	Pending Activity	Available Funds	Year to Date Activity	Percent of Budget Used
Education Fund	12210390	DIRECTOR C/I PURCHASE	0.00	0.00	0.00	0.00	0.00	0.00	0.00
Education Fund	1221031005	PROF DEVEL ENGLISH	3,800.00	0.00	0.00	0.00	3,485.00	315.00	8.29
Education Fund	1221031106	PROF DEVEL WORLD	3,800.00	0.00	0.00	247.00	2,955.00	598.00	15.74
Education Fund	1221031210	PROF DEVEL CTE	3,800.00	370.00	0.00	0.00	3,430.00	370.00	9.74
Education Fund	1221030811	PROF DELEV MATH	3,800.00	240.00	0.00	0.00	2,930.68	869.32	22.88
Education Fund	1221030913	PROF DEVEL SCIENCE	3,800.00	0.00	0.00	0.00	3,800.00	0.00	0.00
Education Fund	1221031315	PROF DEVEL SOCIAL	3,800.00	0.00	260.00	0.00	3,683.95	-143.95	-3.79
Education Fund	1221030750	PROF DEVEL	3,800.00	0.00	0.00	0.00	3,800.00	0.00	0.00
Education Fund	12210301	PROF. DEVELOPMENT	17,000.00	279.00	0.00	0.00	15,404.25	1,595.75	9.39
Education Fund	12210401	SPECIAL ED GRANT	0.00	0.00	0.00	0.00	0.00	0.00	0.00
Education Fund	12210400	DIRECTOR C/I SUPPLIES	3,000.00	0.00	97.34	0.00	2,568.39	334.27	11.14
Education Fund	12210402	TITLE II SUPPLIES	1,500.00	0.00	0.00	0.00	-608.32	2,108.32	140.55
Education Fund	12210640	DIRECTOR C/I	0.00	419.00	0.00	0.00	-419.00	419.00	0.00
Education Fund	12210642	DIRECTOR C/I	0.00	0.00	0.00	0.00	0.00	0.00	0.00
Education Fund	12212211	CURR DEVLOP/LEARN	0.00	0.00	0.00	0.00	0.00	0.00	0.00
Education Fund	12213211	TYPE 75 TRS	0.00	0.00	0.00	0.00	0.00	0.00	0.00
Education Fund	12220400	LIBRARY CHAPTER II	0.00	0.00	0.00	0.00	0.00	0.00	0.00
Education Fund	12222110	CYBRARY AIDE SALARY	53,689.20	4,489.10	0.00	0.00	35,916.30	17,772.90	33.10
Education Fund	12222111	LIBRARY SALARY	55,861.45	4,412.66	0.00	0.00	37,237.53	18,623.92	33.34
Education Fund	12222112	CYBRARY AIDE SALARY	27,667.20	2,305.60	0.00	0.00	18,430.32	9,236.88	33.39
Education Fund	12222211	LIBRARY TRS	0.00	0.00	0.00	0.00	0.00	0.00	0.00
Education Fund		LIBRARY TRS	6,704.99	529.66	0.00	0.00	4,469.52	2,235.47	33.34
Education Fund	122222112	LIB ASST TRS S.C.	0.00	0.00	0.00	0.00	0.00	0.00	0.00
Education Fund	12222222	LIBRARY AIDE GROUP INS	29,092.27	2,203.96	0.00	0.00	20,276.43	8,815.84	30.30

## Expenditure Report

Fiscal Year: 2022-2023  
Month: October

COUNTY OF GRUNDY SCHOOL DIST 111

Fund Description	Account	Account Description	Revised Budget	MTD Activity	Encumbrance	Pending Activity	Available Funds	Year to Date Activity	Percent of Budget Used
Education Fund		LIBRARY GROUP INS	9,372.00	710.00	0.00	0.00	6,532.00	2,840.00	30.30
Education Fund	10-2222-	LIB ASST SALARY S.C.	29,092.27	2,203.96	0.00	0.00	20,276.43	8,815.84	30.30
Education Fund		LIBRARY DENT INS	492.23	37.78	0.00	0.00	341.11	151.12	30.70
Education Fund	12222300	LIBRARY CONTRACT SERV	0.00	0.00	0.00	0.00	0.00	0.00	0.00
Education Fund	122223002	LIBRARY CONT SERV S.C.	0.00	0.00	0.00	0.00	0.00	0.00	0.00
Education Fund	12222410	LIBRARY SUPPLIES	9,000.00	1,426.88	118.28	0.00	6,435.36	2,446.36	27.18
Education Fund	12222411	LIBRARY COMP TECH	0.00	0.00	0.00	0.00	0.00	0.00	0.00
Education Fund	122224102	LIBRARY SUPPLIES S.C.	0.00	0.00	0.00	0.00	0.00	0.00	0.00
Education Fund	122224112	LIBRARY COMP TECH	0.00	0.00	0.00	0.00	0.00	0.00	0.00
Education Fund	12222430	LIBRARY BOOKS	20,000.00	2,224.17	1,376.00	6,990.58	7,581.56	4,051.86	20.26
Education Fund	12222431	PER CAPITA GRANT	2,000.00	0.00	0.00	0.00	2,000.00	0.00	0.00
Education Fund	122224302	LIBRARY BOOKS S.C.	0.00	0.00	0.00	0.00	0.00	0.00	0.00
Education Fund	12222440	LIBRARY PERIODICALS	60,000.00	2,202.00	15,354.02	0.00	27,337.39	17,308.59	28.85
Education Fund	122224402	LIBRARY PERIODICALS	0.00	0.00	0.00	0.00	0.00	0.00	0.00
Education Fund	12222540	LIBRARY EQUIPMENT	0.00	0.00	0.00	0.00	0.00	0.00	0.00
Education Fund	122225402	LIBRARY EQUIPMENT S.C.	0.00	0.00	0.00	0.00	0.00	0.00	0.00
Education Fund	12222640	LIBRARY DUES/FEES/LIT	0.00	0.00	0.00	0.00	0.00	0.00	0.00
Education Fund	122226402	LIBRARY DUES/FEES/LIT S	0.00	0.00	0.00	0.00	0.00	0.00	0.00
Education Fund	12225110	TECH COORD SALARY	96,632.75	8,052.72	0.00	0.00	64,421.87	32,210.88	33.33
Education Fund	12225111	TECH ASST SALARY	127,841.60	6,227.73	0.00	0.00	100,456.94	27,384.66	21.42
Education Fund	12225112	TECH/CYBRARY AIDE	0.00	0.00	0.00	0.00	0.00	0.00	0.00
Education Fund	12225113	TECH ASST SALARY S.C.	66,204.70	5,517.06	0.00	0.00	45,604.00	20,600.70	31.12
Education Fund	12225120	SUMMER TECH HELPERS	15,000.00	0.00	0.00	0.00	4,625.32	10,374.68	69.16
Education Fund	12225211	TECH/CYBRARY AIDE TRS	0.00	0.00	0.00	0.00	0.00	0.00	0.00

## Expenditure Report

Fiscal Year: 2022-2023  
Month: October

COUNTY OF GRUNDY SCHOOL DIST 111

Fund Description	Account	Account Description	Revised Budget	MTD Activity	Encumbrance	Pending Activity	Available Funds	Year to Date Activity	Percent of Budget Used
Education Fund	10-2225-	TECH ASST SALARY S.C.	0.00	0.00	0.00	0.00	0.00	0.00	0.00
Education Fund	12225222	TECHNOLOGY GROUP INS	30,795.86	2,333.02	0.00	0.00	21,183.51	9,612.35	31.21
Education Fund		TECH ASST GROUP INS	35,481.86	2,333.02	0.00	0.00	26,149.78	9,332.08	26.30
Education Fund		TECH COORD GROUP INS	12,154.34	716.54	0.00	0.00	9,288.18	2,866.16	23.58
Education Fund		TECH COORD DENTAL INS	0.00	132.23	0.00	0.00	-147.14	147.14	0.00
Education Fund		TECH ASST DENTAL INS	984.46	37.78	0.00	0.00	833.34	151.12	15.35
Education Fund		TECH/HR DENTAL INS	0.00	56.68	0.00	0.00	-226.72	226.72	0.00
Education Fund	12225300	COMPUTER CONTRACT	4,500.00	0.00	0.00	0.00	4,500.00	0.00	0.00
Education Fund	12225301	INTERNET SERVICE	54,000.00	5,088.75	0.00	88.40	33,526.02	20,385.58	37.75
Education Fund	12225390	CLOSING THE GAP	0.00	0.00	0.00	0.00	0.00	0.00	0.00
Education Fund	12225393	POWER SCHOOL TECH	48,000.00	10,400.00	0.00	0.00	27,193.00	20,807.00	43.35
Education Fund	12225400	COMPUTER RESALE	0.00	0.00	0.00	0.00	0.00	0.00	0.00
Education Fund	12225410	COMPUTER SUPPLIES	25,000.00	1,066.70	490.08	489.92	18,030.35	5,989.65	23.96
Education Fund	12225411	COMPUTER COMP TECH	100.00	0.00	0.00	0.00	4.45	95.55	95.55
Education Fund	12225420	COMPUTER TEXTBOOKS	0.00	0.00	0.00	0.00	0.00	0.00	0.00
Education Fund	12225490	COMPUTER SOFTWARE	188,000.00	10,659.43	15,826.67	0.00	38,015.79	134,157.54	71.36
Education Fund	12225540	COMPUTER EQUIPMENT	30,000.00	5,293.26	2,862.48	0.00	19,435.76	7,701.76	25.67
Education Fund	12225541	TECH COMPUTER LEASE	385,000.00	79,443.07	259,835.00	0.00	-219,753.87	344,918.87	89.59
Education Fund	12225542	COMPUTER LEASE	0.00	0.00	0.00	0.00	0.00	0.00	0.00
Education Fund	12225543	POWER SCHOOL	0.00	0.00	0.00	0.00	0.00	0.00	0.00
Education Fund	12225640	COMPUTER DUES &	0.00	0.00	0.00	0.00	0.00	0.00	0.00
Education Fund	12225710	COMPUTERS - NON	0.00	0.00	0.00	0.00	0.00	0.00	0.00
Education Fund		DIST 111 GROUP DENTAL	0.00	0.00	0.00	0.00	0.00	0.00	0.00
Education Fund	12230300	TITLE 1 PURCHASE	1,500.00	0.00	0.00	0.00	400.00	1,100.00	73.33

## Expenditure Report

Fiscal Year: 2022-2023  
Month: October

COUNTY OF GRUNDY SCHOOL DIST 111

Fund Description	Account	Account Description	Revised Budget	MTD Activity	Encumbrance	Pending Activity	Available Funds	Year to Date Activity	Percent of Budget Used
Education Fund	12230400	IDEA SUPPLIES SOC	0.00	0.00	0.00	0.00	-1,693.00	1,693.00	0.00
Education Fund	12300100	TITLE 1 DIRECTOR	0.00	0.00	0.00	0.00	0.00	0.00	0.00
Education Fund	12300120	TEST PROCTOR	0.00	0.00	0.00	0.00	0.00	0.00	0.00
Education Fund	10-2300-211	TEST PROCTOR (BT)	0.00	0.00	0.00	0.00	0.00	0.00	0.00
Education Fund	10-2300-222	TEST PROCTOR (BME	0.00	0.00	0.00	0.00	0.00	0.00	0.00
Education Fund	12300500	IDEA GRANT DIR STUDENT	0.00	0.00	0.00	0.00	0.00	0.00	0.00
Education Fund	12310200	BOARD OF ED-OTHER	0.00	0.00	0.00	0.00	0.00	0.00	0.00
Education Fund	12310211	BOARD OF ED TRS	0.00	0.00	0.00	0.00	0.00	0.00	0.00
Education Fund	12310222	COBRA INSURANCE	0.00	0.00	0.00	0.00	0.00	0.00	0.00
Education Fund	12310301	FORMER EMPLOYEE	0.00	0.00	0.00	0.00	0.00	0.00	0.00
Education Fund	12310300	BOARD OF ED PUR SERV	35,000.00	3,132.50	0.00	1,080.00	28,497.50	5,422.50	15.49
Education Fund	12310302	COBRA INSURANCE	0.00	0.00	0.00	0.00	0.00	0.00	0.00
Education Fund	12310310	ARCHITECT FEES	0.00	0.00	0.00	0.00	0.00	0.00	0.00
Education Fund	12310311	HEARING OFFICER PUR	7,500.00	1,575.00	0.00	150.00	4,650.00	2,700.00	36.00
Education Fund	12310316	TREES ADMIN	5,000.00	0.00	0.00	0.00	-91.00	5,091.00	101.82
Education Fund	12310314	REVTRAK CREDIT CARD	50,000.00	4,794.79	0.00	0.00	22,955.18	27,044.82	54.09
Education Fund	12310317	AUDIT SERVICES	10,750.00	0.00	0.00	0.00	0.00	10,750.00	100.00
Education Fund	12310315	ASSESSMENT APPEALS	0.00	0.00	0.00	0.00	0.00	0.00	0.00
Education Fund	12310318	ATTORNEY FEES	0.00	0.00	0.00	0.00	0.00	0.00	0.00
Education Fund	12310319	BACKGROUND INVEST	5,000.00	0.00	0.00	0.00	5,000.00	0.00	0.00
Education Fund	12310380	GEN LIABILITY INSURANCE	0.00	0.00	0.00	0.00	0.00	0.00	0.00
Education Fund	12310381	INSURANCE CONSULTING	0.00	0.00	0.00	0.00	0.00	0.00	0.00
Education Fund	12310382	TREASURERS BOND	12,500.00	0.00	0.00	0.00	106.00	12,394.00	99.15
Education Fund	12310390	BOARD OF ED/OTH PUR	0.00	0.00	0.00	0.00	0.00	0.00	0.00

## Expenditure Report

Fiscal Year: 2022-2023  
Month: October

COUNTY OF GRUNDY SCHOOL DIST 111

Fund Description	Account	Account Description	Revised Budget	MTD Activity	Encumbrance	Pending Activity	Available Funds	Year to Date Activity	Percent of Budget Used
Education Fund	12310411	DONATIONS	0.00	0.00	0.00	0.00	0.00	0.00	0.00
Education Fund	12310410	BOARD OF ED SUPPLIES	20,000.00	932.40	807.49	526.00	15,261.68	3,404.83	17.02
Education Fund	12310412	EDUCATION FOUNDATION	2,500.00	485.72	559.56	0.00	1,454.72	485.72	19.43
Education Fund	12310540	BOARD OF ED EQUIPMENT	0.00	0.00	0.00	0.00	0.00	0.00	0.00
Education Fund	12310640	BOARD OF ED CLINICS	10,000.00	0.00	0.00	0.00	2,080.33	7,919.67	79.20
Education Fund	12310641	BOARD OF ED DUES	30,000.00	0.00	0.00	0.00	28,173.21	1,826.79	6.09
Education Fund	12312110	BOARD SECY SALARY	0.00	0.00	0.00	0.00	0.00	0.00	0.00
Education Fund	12313110	PERFORMANCE PAY	0.00	0.00	0.00	0.00	0.00	0.00	0.00
Education Fund	12313211	PERFORMANCE TRS	0.00	0.00	0.00	0.00	0.00	0.00	0.00
Education Fund	12313216	PERFORMANCE ANNUITY	0.00	0.00	0.00	0.00	0.00	0.00	0.00
Education Fund	12321110	SUPT SECY SALARY	54,337.50	4,528.12	0.00	0.00	36,225.02	18,112.48	33.33
Education Fund	12321111	SUPT SALARY	188,000.00	15,666.66	0.00	0.00	125,333.36	62,666.64	33.33
Education Fund	12321112	PRIOR SUPERINTENDENT	0.00	0.00	0.00	0.00	0.00	0.00	0.00
Education Fund	12321113	INTERIM SUPT SALARY	0.00	0.00	0.00	0.00	0.00	0.00	0.00
Education Fund	12321211		0.00	0.00	0.00	0.00	0.00	0.00	0.00
Education Fund	12321212	SUPT TRS	23,035.26	1,919.60	0.00	0.00	15,356.86	7,678.40	33.33
Education Fund	12321216	SUPT ANNUITY	0.00	0.00	0.00	0.00	0.00	0.00	0.00
Education Fund	10-2321-	SUPT SALARY (GTL)	0.00	0.00	0.00	0.00	0.00	0.00	0.00
Education Fund	12321222	SUPT GROUP INS	29,092.21	2,217.02	0.00	0.00	20,224.13	8,868.08	30.48
Education Fund	12321223	SUPT SECY GROUP INS	9,532.51	2,243.42	0.00	0.00	558.83	8,973.68	94.14
Education Fund		SUPT SEC DENTAL INS	471.89	37.78	0.00	0.00	320.77	151.12	32.02
Education Fund		SUPT DENTAL INS	1,591.13	120.54	0.00	0.00	1,108.97	482.16	30.30
Education Fund	12321390	SUPT CONTRACT SERV	0.00	0.00	0.00	0.00	0.00	0.00	0.00
Education Fund	12321310	SUPT PHYSICAL	0.00	0.00	0.00	0.00	0.00	0.00	0.00

## Expenditure Report

Fiscal Year: 2022-2023  
Month: October

COUNTY OF GRUNDY SCHOOL DIST 111

Fund Description	Account	Account Description	Revised Budget	MTD Activity	Encumbrance	Pending Activity	Available Funds	Year to Date Activity	Percent of Budget Used
Education Fund	12321323	SUPT REPAIR/MAINT	0.00	0.00	0.00	0.00	0.00	0.00	0.00
Education Fund	12321332	SUPT SECY MILEAGE	0.00	0.00	0.00	0.00	0.00	0.00	0.00
Education Fund	12321333	SUPT MILEAGE	2,000.00	0.00	0.00	0.00	2,000.00	0.00	0.00
Education Fund	12321410	SUPT SUPPLIES	2,500.00	86.64	14.10	0.00	2,377.61	108.29	4.33
Education Fund	12321540	SUPT EQUIPMENT	0.00	0.00	0.00	0.00	0.00	0.00	0.00
Education Fund	12321640	SUPT DUES/LIT	2,500.00	0.00	0.00	1,500.00	-416.00	1,416.00	56.64
Education Fund	12321641	SUPT SECY CLINIC	0.00	0.00	0.00	0.00	0.00	0.00	0.00
Education Fund	12321642	SUPT CLINIC	1,000.00	420.66	0.00	0.00	210.34	789.66	78.97
Education Fund	12300400	IDEA GRANT GENERAL	0.00	0.00	0.00	0.00	0.00	0.00	0.00
Education Fund	12410110	PRIN SECYS SALARY	42,022.50	3,501.88	0.00	0.00	27,718.67	14,303.83	34.04
Education Fund	12410111	PRINCIPAL SALARY	145,000.00	12,083.34	0.00	0.00	96,666.64	48,333.36	33.33
Education Fund	12410112	ASST PRIN SECY SALARY	58,592.73	4,882.72	0.00	0.00	38,654.74	19,937.99	34.03
Education Fund	12410113	ASST PRINCIPAL SALARY	128,490.24	10,707.52	0.00	0.00	85,660.16	42,830.08	33.33
Education Fund	12410115	DEANS SALARY	336,921.03	26,811.04	0.00	0.00	226,933.47	109,987.56	32.64
Education Fund	124101132	ASST PRIN SALARY S.C.	108,360.00	9,030.00	0.00	0.00	72,240.00	36,120.00	33.33
Education Fund	12410114	PRINCIPAL SALARY S.C.	0.00	0.00	0.00	0.00	0.00	0.00	0.00
Education Fund	12410211	PRINCIPAL TRS	0.00	0.00	0.00	0.00	0.00	0.00	0.00
Education Fund	12410212	PRINCIPAL TRS	17,766.56	1,480.54	0.00	0.00	11,844.40	5,922.16	33.33
Education Fund		ASST PRINCIPAL TRS	15,743.65	1,311.96	0.00	0.00	10,495.81	5,247.84	33.33
Education Fund		DEANS TRS	40,440.29	3,218.11	0.00	0.00	27,238.39	13,201.90	32.65
Education Fund	12410214	PRINCIPAL TRS S.C.	13,277.13	1,106.42	0.00	0.00	8,851.45	4,425.68	33.33
Education Fund	10-2410-	PRINCIPAL SALARY (GTL)	0.00	0.00	0.00	0.00	0.00	0.00	0.00
Education Fund	10-2410-	ASST PRIN SALARY S.C.	0.00	0.00	0.00	0.00	0.00	0.00	0.00
Education Fund	12410222	PRIN SEC GROUP INS	9,856.18	746.68	0.00	0.00	6,869.46	2,986.72	30.30

## Expenditure Report

Fiscal Year: 2022-2023  
Month: October

COUNTY OF GRUNDY SCHOOL DIST 111

Fund Description	Account	Account Description	Revised Budget	MTD Activity	Encumbrance	Pending Activity	Available Funds	Year to Date Activity	Percent of Budget Used
Education Fund	12410223	PRINCIPAL GROUP INS	29,502.26	2,235.02	0.00	0.00	20,562.18	8,940.08	30.30
Education Fund	12410224	ASST PRIN SEC GROUP	19,986.91	1,514.16	0.00	0.00	13,930.27	6,056.64	30.30
Education Fund		ASST PRIN GROUP INS	31,012.34	2,349.74	0.00	0.00	21,613.38	9,398.96	30.31
Education Fund		DEANS GROUP INS	74,017.20	5,769.02	0.00	0.00	50,941.12	23,076.08	31.18
Education Fund	10-2410-	ASST PRIN S.C. MEDICAL	371.98	28.18	0.00	0.00	259.26	112.72	30.30
Education Fund		PRIN SEC DENTAL INS	492.23	37.78	0.00	0.00	341.11	151.12	30.70
Education Fund		PRINCIPAL DENTAL INS	1,570.27	120.54	0.00	0.00	1,088.11	482.16	30.71
Education Fund		ASST PRIN SEC DENTAL	492.23	37.78	0.00	0.00	341.11	151.12	30.70
Education Fund		ASST PRIN DENTAL INS	1,570.27	120.54	0.00	0.00	1,088.11	482.16	30.71
Education Fund		DEANS DENTAL INS	1,687.44	132.24	0.00	0.00	1,158.48	528.96	31.35
Education Fund		ASST PRIN S.C. DENTAL	0.00	0.00	0.00	0.00	0.00	0.00	0.00
Education Fund	12410390	ASST PRIN PURCHASE	2,500.00	0.00	0.00	0.00	239.30	2,260.70	90.43
Education Fund	12410391	PRIN PURCHASE SERV	0.00	0.00	0.00	0.00	0.00	0.00	0.00
Education Fund	124103902	ASST PRIN CONT SERV S	0.00	0.00	0.00	0.00	0.00	0.00	0.00
Education Fund	124103912	PRIN CONT SERV S	0.00	0.00	0.00	0.00	0.00	0.00	0.00
Education Fund	12410340	POSTAGE	26,000.00	1,650.00	115.00	0.00	20,735.00	5,150.00	19.81
Education Fund	12410410	ASST PRIN SUPPLIES	15,000.00	600.00	0.00	0.00	5,549.37	9,450.63	63.00
Education Fund	12410411	PRINCIPAL SUPPLIES	15,000.00	322.06	442.98	1,353.00	6,916.48	6,287.54	41.92
Education Fund	12410412	GRADUATION SUPPLIES	15,000.00	0.00	31.90	0.00	14,778.19	189.91	1.27
Education Fund	12410413	PRINCIPAL COMP TECH	0.00	0.00	0.00	0.00	0.00	0.00	0.00
Education Fund	12410414	ASST PRIN COMP TECH	0.00	0.00	0.00	0.00	0.00	0.00	0.00
Education Fund	12410415	IMTT GRANT SUPPLIES	0.00	0.00	0.00	0.00	0.00	0.00	0.00
Education Fund	124104102	ASST PRIN SUPPLIES S	7,000.00	0.00	0.00	0.00	-86.51	7,086.51	101.24
Education Fund	124104112	PRINCIPAL SUPPLIES S	0.00	0.00	0.00	0.00	0.00	0.00	0.00

## Expenditure Report

Fiscal Year: 2022-2023  
Month: October

COUNTY OF GRUNDY SCHOOL DIST 111

Fund Description	Account	Account Description	Revised Budget	MTD Activity	Encumbrance	Pending Activity	Available Funds	Year to Date Activity	Percent of Budget Used
Education Fund	124104132	PRINCIPAL COMP TECH	0.00	0.00	0.00	0.00	0.00	0.00	0.00
Education Fund	124104142	ASST PRIN COMP TECH	0.00	0.00	0.00	0.00	0.00	0.00	0.00
Education Fund	12410540	PRINCIPAL EQUIPMENT	0.00	0.00	0.00	0.00	0.00	0.00	0.00
Education Fund	12410541	ASST PRIN EQUIPMENT	0.00	0.00	0.00	0.00	0.00	0.00	0.00
Education Fund	124105402	PRINCIPAL EQUIPMENT S	0.00	0.00	0.00	0.00	0.00	0.00	0.00
Education Fund	124105412	ASST PRIN EQUIPMENT S	0.00	0.00	0.00	0.00	0.00	0.00	216 0.00
Education Fund	12410640	PRINCIPAL DUES/LIT	2,500.00	0.00	0.00	0.00	2,500.00	0.00	0.00
Education Fund	12410641	ASST PRIN DUES/LIT	500.00	0.00	0.00	0.00	81.00	419.00	83.80
Education Fund	12410642	PRINCIPAL	1,500.00	0.00	0.00	0.00	1,500.00	0.00	0.00
Education Fund	12410643	ASST PRIN	0.00	0.00	0.00	0.00	0.00	0.00	0.00
Education Fund	12410644	SPC DUES	8,500.00	0.00	0.00	0.00	0.00	8,500.00	100.00
Education Fund	124106402	PRINCIPAL DUES/LIT S	0.00	0.00	0.00	0.00	-419.00	419.00	0.00
Education Fund	124106412	ASST PRIN DUES/LIT S	0.00	0.00	0.00	0.00	0.00	0.00	0.00
Education Fund	124106422	PRINCIPAL	0.00	0.00	0.00	0.00	0.00	0.00	0.00
Education Fund	124106432	ASST PRIN	0.00	0.00	0.00	0.00	0.00	0.00	0.00
Education Fund	12490110	DEANS SECY SALARY	62,948.27	5,134.36	0.00	0.00	42,196.20	20,752.07	32.97
Education Fund	12490112	DEANS SALARY	0.00	0.00	0.00	0.00	0.00	0.00	0.00
Education Fund	12490212	DEANS TRS	0.00	0.00	0.00	0.00	0.00	0.00	0.00
Education Fund	12490222	DEANS SEC INS	45,269.76	3,250.30	0.00	0.00	32,298.83	12,970.93	28.65
Education Fund	12490223	DEANS GROUP INS	0.00	0.00	0.00	0.00	0.00	0.00	0.00
Education Fund		DEAN SEC DENTAL INS	652.04	46.62	0.00	0.00	465.56	186.48	28.60
Education Fund	12490390	DEANS PURCHASE	500.00	0.00	0.00	0.00	500.00	0.00	0.00
Education Fund	124903902	DEANS CONT SERV S	0.00	0.00	0.00	0.00	0.00	0.00	0.00
Education Fund	12490410	DEANS SUPPLIES	1,000.00	307.78	0.00	0.00	598.28	401.72	40.17

## Expenditure Report

Fiscal Year: 2022-2023  
Month: October

COUNTY OF GRUNDY SCHOOL DIST 111

Fund Description	Account	Account Description	Revised Budget	MTD Activity	Encumbrance	Pending Activity	Available Funds	Year to Date Activity	Percent of Budget Used
Education Fund	12490411	DEANS COMP TECH	0.00	0.00	0.00	0.00	0.00	0.00	0.00
Education Fund	124904102	DEANS SUPPLIES S	0.00	0.00	0.00	0.00	-1,112.50	1,112.50	0.00
Education Fund	124904112	DEANS COMP TECH	0.00	0.00	0.00	0.00	0.00	0.00	0.00
Education Fund	12490540	DEANS EQUIPMENT	0.00	0.00	0.00	0.00	0.00	0.00	0.00
Education Fund	124905402	DEANS EQUIPMENT S	0.00	0.00	0.00	0.00	0.00	0.00	0.00
Education Fund	12490640	DEANS MILEAGE	0.00	0.00	0.00	0.00	0.00	0.00	217 0.00
Education Fund	12490641	DEANS PROF DUES &	0.00	0.00	0.00	0.00	0.00	0.00	0.00
Education Fund	124906402	DEANS MILEAGE S	0.00	0.00	0.00	0.00	0.00	0.00	0.00
Education Fund	124906412	DEANS DUES/LIT S	0.00	0.00	0.00	0.00	0.00	0.00	0.00
Education Fund	12510110	CSBO SALARY	60,106.85	4,999.90	0.00	0.00	40,107.25	19,999.60	33.27
Education Fund	12510211	CSBO TRS	0.00	0.00	0.00	0.00	0.00	0.00	0.00
Education Fund	10-2510-	CSBO SALARY (BIMRF)	1,884.80	0.00	0.00	0.00	1,451.82	432.98	22.97
Education Fund	10-2510-	CSBO SALARY (GTL)	0.00	0.00	0.00	0.00	0.00	0.00	0.00
Education Fund	12510222	CSBO GROUP INS	9,846.41	746.08	0.00	0.00	6,862.09	2,984.32	30.31
Education Fund		CSBO DENTAL INS	523.38	40.18	0.00	0.00	362.66	160.72	30.71
Education Fund	12510332	CSBO MILEAGE	0.00	0.00	0.00	0.00	0.00	0.00	0.00
Education Fund	12510640	CSBO DUES/CLINICS	1,000.00	40.00	835.00	0.00	85.00	80.00	8.00
Education Fund	12510641	SECY SUPPORT CLINICS	0.00	0.00	0.00	0.00	0.00	0.00	0.00
Education Fund	12525110	BUSINESS OFFICE SALARY	308,552.09	25,776.76	0.00	0.00	215,966.57	92,585.52	30.01
Education Fund		BUSINESS OFFICE TRS	13,478.08	1,123.18	0.00	0.00	8,985.36	4,492.72	33.33
Education Fund	12525222	BUSINESS OFFICE GRP	57,199.03	3,591.74	0.00	0.00	42,765.34	14,433.69	25.23
Education Fund		BUSINESS OFFICE DENTAL	1,858.82	90.66	0.00	0.00	1,492.20	366.62	19.72
Education Fund	12525390	BUSINESS OFFICE PUR	2,000.00	320.70	0.00	60.00	1,062.30	877.70	43.89
Education Fund	12525323	BUSINESS OFFICE REPAIR	0.00	0.00	0.00	0.00	0.00	0.00	0.00

## Expenditure Report

Fiscal Year: 2022-2023  
Month: October

COUNTY OF GRUNDY SCHOOL DIST 111

Fund Description	Account	Account Description	Revised Budget	MTD Activity	Encumbrance	Pending Activity	Available Funds	Year to Date Activity	Percent of Budget Used
Education Fund	12525332	BOOKKEEPER MILEAGE	0.00	0.00	0.00	0.00	0.00	0.00	0.00
Education Fund	12525391	BUSINESS OFFICE CONT	0.00	0.00	0.00	0.00	0.00	0.00	0.00
Education Fund	12525411	BUSINESS OFFICE COMP	0.00	0.00	0.00	0.00	0.00	0.00	0.00
Education Fund	12525410	BUSINESS OFFICE	3,500.00	197.12	495.00	0.00	1,876.40	1,128.60	32.25
Education Fund	12525540	BUSINESS OFFICE	0.00	0.00	0.00	0.00	0.00	0.00	0.00
Education Fund	12525640	BOOKKEEPER CLINICS	250.00	42.38	0.00	0.00	207.62	42.38	16.95
Education Fund	12560300	CAFETERIA CONTRACT	1,200,000.00	269,976.99	0.00	0.00	912,793.59	287,206.41	23.93
Education Fund	12560302	CAFE TECH CONT SERV	0.00	0.00	0.00	0.00	0.00	0.00	0.00
Education Fund	125603002	CAFE PUR SER SOUTH	0.00	0.00	0.00	0.00	0.00	0.00	0.00
Education Fund	12560301	SPECIAL FUNCTION	35,000.00	-100,138.28	0.00	0.00	23,517.78	11,482.22	32.81
Education Fund	125603012	SPECIAL FUNCTION	0.00	0.00	0.00	0.00	0.00	0.00	0.00
Education Fund	12560323	CAFETERIA REPAIR/MAINT	0.00	0.00	0.00	0.00	0.00	0.00	0.00
Education Fund	125603232	CAFE REPAIR/MAINT	0.00	0.00	0.00	0.00	0.00	0.00	0.00
Education Fund	12560410	CAFETERIA SUPPLIES	4,000.00	3,907.34	143.12	506.74	-1,661.51	5,011.65	125.29
Education Fund	12560411	CAFE COMP TECH	0.00	0.00	0.00	0.00	0.00	0.00	0.00
Education Fund	125604102	CAFE SUPPLIES SOUTH	0.00	0.00	0.00	0.00	0.00	0.00	0.00
Education Fund	125604112	CAFE COMP TECH	0.00	0.00	0.00	0.00	0.00	0.00	0.00
Education Fund	12560540	CAFETERIA EQUIPMENT	85,000.00	0.00	0.00	0.00	85,000.00	0.00	0.00
Education Fund	125605402	CAFE EQUIPMENT SOUTH	0.00	0.00	0.00	0.00	0.00	0.00	0.00
Education Fund	125606902	CAFE SOUTH REFUND	0.00	0.00	0.00	0.00	0.00	0.00	0.00
Education Fund	12632110	PRINT ROOM SALARY	28,165.60	2,277.51	0.00	0.00	18,703.29	9,462.31	33.60
Education Fund	12632211	INTERNAL INFO TRS	0.00	0.00	0.00	0.00	0.00	0.00	0.00
Education Fund	12632222	PRINT ROOM GROUP INS	15,207.46	1,108.52	0.00	0.00	10,760.30	4,447.16	29.24
Education Fund		DEAN/PRINT ROOM	246.18	18.90	0.00	0.00	170.58	75.60	30.71

## Expenditure Report

Fiscal Year: 2022-2023  
Month: October

COUNTY OF GRUNDY SCHOOL DIST 111

Fund Description	Account	Account Description	Revised Budget	MTD Activity	Encumbrance	Pending Activity	Available Funds	Year to Date Activity	Percent of Budget Used
Education Fund	12632390	PRINTER PURCHASE	250,000.00	6,288.37	1,876.00	4,607.50	190,131.81	53,384.69	21.35
Education Fund	12632323	INTERNAL INFO	0.00	0.00	0.00	0.00	0.00	0.00	0.00
Education Fund	12632411	INTERNAL INFO COMP	0.00	0.00	0.00	0.00	0.00	0.00	0.00
Education Fund	12632410	INTERNAL INFO SUPPLIES	0.00	888.51	3,512.00	0.00	-4,677.71	1,165.71	0.00
Education Fund	12632540	INTERNAL INFO EQUIP	0.00	0.00	0.00	0.00	0.00	0.00	0.00
Education Fund	12633110	COMM RELATIONS	74,700.00	6,790.90	0.00	0.00	54,327.30	20,372.70	27.27
Education Fund	12633222	COMM RELATIONS GROUP	8,591.00	6.64	0.00	0.00	8,571.08	19.92	0.23
Education Fund		COMM RELATIONS	457.14	0.00	0.00	0.00	457.14	0.00	0.00
Education Fund	12633390	COMM RELATIONS PUR	8,000.00	0.00	0.00	0.00	8,000.00	0.00	0.00
Education Fund	12633323	COMM RELATIONS	0.00	0.00	0.00	0.00	0.00	0.00	0.00
Education Fund	12633332	COMM RELATIONS	0.00	0.00	0.00	0.00	0.00	0.00	0.00
Education Fund	12633410	COMM RELATIONS	1,500.00	0.00	0.00	0.00	1,500.00	0.00	0.00
Education Fund	12633540	COMM RELATIONS	0.00	0.00	0.00	0.00	0.00	0.00	0.00
Education Fund	12633640	COMM RELATIONS DUES	1,000.00	0.00	0.00	0.00	1,000.00	0.00	0.00
Education Fund	12900400	TITLE 1 HOMELESS	0.00	0.00	0.00	0.00	0.00	0.00	0.00
Education Fund	13000300	TITLE 1 PARENT	700.00	0.00	0.00	0.00	700.00	0.00	0.00
Education Fund	13000400	TITLE 1 PARENT	1,000.00	0.00	0.00	0.00	1,000.00	0.00	0.00
Education Fund	13200130	WELLNESS	0.00	0.00	0.00	0.00	0.00	0.00	0.00
Education Fund	13200131	WELLNESS CNTR/PUBLIC	0.00	0.00	0.00	0.00	0.00	0.00	0.00
Education Fund	13200211	WELLNESS CENTER TRS	0.00	0.00	0.00	0.00	0.00	0.00	0.00
Education Fund	10-3200-	WELLNESS	0.00	0.00	0.00	0.00	0.00	0.00	0.00
Education Fund	13200500	WELNESS CENTER	9,508.00	10,974.40	0.00	0.00	-1,466.40	10,974.40	115.42
Education Fund		GCSEC Tuition IDEA Flow	235,000.00	0.00	0.00	21,612.00	148,552.00	64,836.00	27.59
Education Fund	14100110	TITLE I SALARY	0.00	0.00	0.00	0.00	0.00	0.00	0.00

## Expenditure Report

Fiscal Year: 2022-2023  
Month: October

COUNTY OF GRUNDY SCHOOL DIST 111

Fund Description	Account	Account Description	Revised Budget	MTD Activity	Encumbrance	Pending Activity	Available Funds	Year to Date Activity	Percent of Budget Used
Education Fund	14100300	TITLE I PUR SERV	0.00	0.00	0.00	0.00	0.00	0.00	0.00
Education Fund	14100332	TITLE II	0.00	0.00	0.00	0.00	0.00	0.00	0.00
Education Fund	14100390	TITLE II-PART D	0.00	0.00	0.00	0.00	0.00	0.00	0.00
Education Fund	14100412	TITLE IV	0.00	0.00	0.00	0.00	0.00	0.00	0.00
Education Fund	14100411	TITLE V SUPPLIES	0.00	0.00	0.00	0.00	0.00	0.00	220 0.00
Education Fund	14100540	TITLE V EQUIPMENT	0.00	0.00	0.00	0.00	0.00	0.00	0.00
Education Fund	14120300	COOP HOUSING ASSESS	0.00	0.00	0.00	0.00	0.00	0.00	0.00
Education Fund	14120301	COOP ADMIN ASSESS	0.00	0.00	0.00	0.00	0.00	0.00	0.00
Education Fund	14120670	COOP HOMEBOUND/HOSP	0.00	0.00	0.00	0.00	0.00	0.00	0.00
Education Fund	14140600	GAVC ED EXPENSE	874,200.00	104,465.85	0.00	102,659.91	456,135.23	315,404.86	36.08
Education Fund	14180	DISBURSEMENTS/EXPEND	0.00	0.00	0.00	0.00	0.00	0.00	0.00
Education Fund	14190600	CHANNAHON TAX	169,898.93	0.00	0.00	0.00	0.00	169,898.93	100.00
Education Fund	14210670	PAYMENTS FOR REGULAR	0.00	0.00	0.00	0.00	0.00	0.00	0.00
Education Fund	14220670	PAYMENTS SPECIAL ED	2,777,242.00	0.00	0.00	299,315.47	1,911,829.34	566,097.19	20.38
Education Fund	10-481-212-	IMRF (BIM)	0.00	0.00	0.00	0.00	0.00	0.00	0.00
Education Fund	10-481-212-	IMRF (BIM)	0.00	0.00	0.00	0.00	0.00	0.00	0.00
Education Fund	10-481-222-	IMRF (BMF 3000)	0.00	0.00	0.00	0.00	0.00	0.00	0.00
Education Fund	10-481-222-	IMRF (BMF 3000)	0.00	0.00	0.00	0.00	0.00	0.00	0.00
Education Fund	15900390	SERVICE CHARGE	0.00	0.00	0.00	0.00	0.00	0.00	0.00
Education Fund	18130660	PERM TRANS TO O & M	0.00	0.00	0.00	0.00	0.00	0.00	0.00
Education Fund	18400660	TRANS TO DEBT	0.00	0.00	0.00	0.00	0.00	0.00	0.00
Education Fund	18500660	TRANS TO DEBT	0.00	0.00	0.00	0.00	0.00	0.00	0.00
<b>10 - -----</b>			<b>39,538,983.36</b>	<b>3,117,768.69</b>	<b>420,242.31</b>	<b>511,655.33</b>	<b>26,171,184.79</b>	<b>12,436,149.93</b>	
Activity Fund	111999	STUDENT ACTIVITY	0.00	0.00	0.00	0.00	0.00	0.00	0.00

## Expenditure Report

Fiscal Year: 2022-2023  
Month: October

COUNTY OF GRUNDY SCHOOL DIST 111

Fund Description	Account	Account Description	Revised Budget	MTD Activity	Encumbrance	Pending Activity	Available Funds	Year to Date Activity	Percent of Budget Used
Activity Fund		SPORTS - ATHLETIC HALL	0.00	0.00	0.00	0.00	0.00	0.00	0.00
Activity Fund		SPORTS - ATHLETIC POP	6,500.00	206.20	0.00	0.00	5,490.85	1,009.15	15.53
Activity Fund		SPORTS - ATHLETIC	500.00	0.00	0.00	0.00	-233.56	733.56	146.71
Activity Fund		SPORTS - BASEBALL	19,000.00	0.00	0.00	0.00	19,000.00	0.00	0.00
Activity Fund		SPORTS - BOYS	10,000.00	131.21	3,970.00	0.00	287.54	5,742.46	57.42
Activity Fund		SPORTS - BOYS BOWLING	100.00	0.00	0.00	0.00	100.00	0.00	0.00
Activity Fund		SPORTS - BOYS GOLF	500.00	110.00	0.00	0.00	339.00	161.00	32.20
Activity Fund		SPORTS - BOYS SOCCER	15,000.00	589.03	0.00	0.00	14,262.79	737.21	4.91
Activity Fund		SPORTS - BOYS TENNIS	1,500.00	0.00	1,649.00	0.00	-149.00	0.00	0.00
Activity Fund		SPORTS - BOYS TRACK	11,000.00	0.00	0.00	0.00	10,629.48	370.52	3.37
Activity Fund		SPORTS - BOYS	500.00	0.00	1,563.00	0.00	-1,063.00	0.00	0.00
Activity Fund		SPORTS - CHEERLEADERS	35,000.00	0.00	405.99	1,215.00	16,602.01	16,777.00	47.93
Activity Fund		SPORTS - CROSS COUNTY	15,000.00	2,404.17	0.00	1,416.16	6,244.32	7,339.52	48.93
Activity Fund		SPORTS - FOOTBALL	80,000.00	6,976.28	968.97	1,237.13	38,735.91	39,057.99	48.82
Activity Fund		SPORTS - FOOTBALL	1,500.00	0.00	0.00	0.00	1,500.00	0.00	0.00
Activity Fund		SPORTS - GIRLS	6,500.00	1,289.00	4,732.00	595.00	-116.00	1,289.00	19.83
Activity Fund		SPORTS - GIRLS BOWLING	2,000.00	0.00	0.00	0.00	2,000.00	0.00	0.00
Activity Fund		SPORTS - GIRLS GOLF	500.00	84.00	0.00	0.00	416.00	84.00	16.80
Activity Fund		SPORTS - GIRLS SOCCER	2,500.00	0.00	0.00	0.00	760.16	1,739.84	69.59
Activity Fund		SPORTS - GIRLS TENNIS	1,500.00	308.02	0.00	0.00	-238.04	1,738.04	115.87
Activity Fund		SPORTS - GIRLS TRACK	7,500.00	0.00	2,719.00	0.00	3,196.60	1,584.40	21.13
Activity Fund		SPORTS - GIRLS	4,500.00	1,984.95	1,773.00	0.00	-4,797.97	7,524.97	167.22
Activity Fund		SPORTS - LACROSSE	5,000.00	0.00	0.00	0.00	5,000.00	0.00	0.00
Activity Fund		SPORTS - OUTDOOR ED	2,500.00	0.00	0.00	0.00	2,500.00	0.00	0.00

## Expenditure Report

Fiscal Year: 2022-2023  
Month: October

COUNTY OF GRUNDY SCHOOL DIST 111

Fund Description	Account	Account Description	Revised Budget	MTD Activity	Encumbrance	Pending Activity	Available Funds	Year to Date Activity	Percent of Budget Used
Activity Fund		SPORTS - POMS	35,000.00	3,810.54	2,782.98	260.50	17,201.25	14,755.27	42.16
Activity Fund		SPORTS - SOFTBALL	3,500.00	0.00	0.00	895.00	-4,562.66	7,167.66	204.79
Activity Fund		SPORTS - SWIMMING B&G	0.00	0.00	0.00	0.00	-215.15	215.15	0.00
Activity Fund		SPORTS - WRESTLING	3,000.00	0.00	0.00	0.00	3,000.00	0.00	0.00
Activity Fund		SUMMER CAMPS - BAND	1,500.00	25,790.94	0.00	0.00	-24,357.50	25,857.50	1,723.83
Activity Fund		SUMMER CAMPS -	0.00	0.00	0.00	0.00	0.00	0.00	222 0.00
Activity Fund		SUMMER CAMPS - BOYS	10,000.00	0.00	0.00	0.00	-2,422.50	12,422.50	124.23
Activity Fund		SUMMER CAMPS - BOYS	0.00	0.00	0.00	0.00	0.00	0.00	0.00
Activity Fund		SUMMER CAMPS -	0.00	0.00	0.00	0.00	0.00	0.00	0.00
Activity Fund		SUMMER CAMPS - CROSS	1,500.00	0.00	0.00	0.00	-150.00	1,650.00	110.00
Activity Fund		SUMMER CAMPS -	15,000.00	0.00	0.00	0.00	-2,535.00	17,535.00	116.90
Activity Fund		SUMMER CAMPS - GIRLS	3,000.00	0.00	0.00	0.00	-2,590.00	5,590.00	186.33
Activity Fund		SUMMER CAMPS - GIRLS	10,000.00	0.00	0.00	0.00	2,530.00	7,470.00	74.70
Activity Fund		SUMMER CAMPS - POMS	0.00	0.00	0.00	0.00	-967.50	967.50	0.00
Activity Fund		SUMMER CAMPS -	500.00	0.00	0.00	0.00	-1,305.50	1,805.50	361.10
Activity Fund		SUMMER CAMPS -	2,000.00	0.00	0.00	0.00	-64.00	2,064.00	103.20
Activity Fund		SUMMER CAMPS - TENNIS	1,200.00	0.00	0.00	0.00	-1,442.62	2,642.62	220.22
Activity Fund		SUMMER CAMPS -	0.00	0.00	0.00	0.00	0.00	0.00	0.00
Activity Fund		FOOTBALL TEAM CAMP	4,000.00	0.00	0.00	0.00	4,000.00	0.00	0.00
Activity Fund		SPORTS - GIRLS	0.00	0.00	3,432.00	0.00	-3,432.00	0.00	0.00
Activity Fund		ACTIVITIES - POP	10,000.00	770.92	0.00	0.00	4,408.28	5,591.72	55.92
Activity Fund		ACTIVITIES - ART CLUB	0.00	0.00	0.00	0.00	0.00	0.00	0.00
Activity Fund		ACTIVITIES - ATHLETIC	0.00	0.00	0.00	0.00	0.00	0.00	0.00
Activity Fund		ACTIVITIES - BAND	20,000.00	0.00	0.00	0.00	20,066.56	-66.56	-0.33

## Expenditure Report

Fiscal Year: 2022-2023  
Month: October

COUNTY OF GRUNDY SCHOOL DIST 111

Fund Description	Account	Account Description	Revised Budget	MTD Activity	Encumbrance	Pending Activity	Available Funds	Year to Date Activity	Percent of Budget Used
Activity Fund		ACTIVITIES - CHESS	500.00	0.00	0.00	0.00	500.00	0.00	0.00
Activity Fund		ACTIVITIES -	500.00	0.00	0.00	0.00	500.00	0.00	0.00
Activity Fund		ACTIVITIES - CHORUS	1,500.00	0.00	0.00	0.00	1,500.00	0.00	0.00
Activity Fund		ACTIVITIES - CLASS OF	1,000.00	0.00	0.00	0.00	1,000.00	0.00	0.00
Activity Fund		ACTIVITIES - CLASS OF	1,000.00	0.00	0.00	0.00	1,000.00	0.00	0.00
Activity Fund		ACTIVITIES - CLASS OF	0.00	0.00	0.00	0.00	0.00	0.00	0.00
Activity Fund		ACTIVITIES - CLASS OF	0.00	0.00	0.00	0.00	0.00	0.00	0.00
Activity Fund		ACTIVITIES - CLASS OF	5,000.00	661.36	0.00	0.00	3,674.69	1,325.31	26.51
Activity Fund		ACTIVITIES - CLASS OF	2,500.00	2,852.86	0.00	0.00	-352.86	2,852.86	114.11
Activity Fund		ACTIVITIES - COMMUNITY	0.00	0.00	0.00	0.00	0.00	0.00	0.00
Activity Fund		ACTIVITIES - CULINARY	100.00	0.00	0.00	0.00	100.00	0.00	0.00
Activity Fund		ACTIVITIES - MOCK TRIAL	500.00	0.00	0.00	0.00	500.00	0.00	0.00
Activity Fund		ACTIVITIES - DREAM	0.00	0.00	0.00	0.00	0.00	0.00	0.00
Activity Fund		ACTIVITIES - FASHION	0.00	0.00	0.00	0.00	0.00	0.00	0.00
Activity Fund		ACTIVITIES - FCCLA	200.00	0.00	0.00	0.00	200.00	0.00	0.00
Activity Fund		ACTIVITIES - FFA	4,000.00	0.00	0.00	0.00	4,000.00	0.00	0.00
Activity Fund		ACTIVITIES - FRENCH NHS	0.00	0.00	0.00	0.00	0.00	0.00	0.00
Activity Fund		ACTIVITIES - FUTURE	0.00	0.00	0.00	0.00	0.00	0.00	0.00
Activity Fund		ACTIVITIES - I.O.T.A.	1,000.00	0.00	0.00	0.00	1,000.00	0.00	0.00
Activity Fund		ACTIVITIES - INDIAN	0.00	0.00	0.00	0.00	0.00	0.00	0.00
Activity Fund		ACTIVITIES - INDIAN	0.00	0.00	0.00	0.00	0.00	0.00	0.00
Activity Fund		ACTIVITIES - INT'L CLUB	6,000.00	1,951.56	0.00	0.00	4,048.44	1,951.56	32.53
Activity Fund		ACTIVITIES - INT'L	7,000.00	1,300.00	0.00	0.00	5,595.00	1,405.00	20.07
Activity Fund		ACTIVITIES - INTERACT	100.00	0.00	0.00	0.00	100.00	0.00	0.00

## Expenditure Report

Fiscal Year: 2022-2023  
Month: October

COUNTY OF GRUNDY SCHOOL DIST 111

Fund Description	Account	Account Description	Revised Budget	MTD Activity	Encumbrance	Pending Activity	Available Funds	Year to Date Activity	Percent of Budget Used
Activity Fund		ACTIVITIES - INVESTMENT	0.00	0.00	0.00	0.00	0.00	0.00	0.00
Activity Fund		ACTIVITIES - JUDO	300.00	0.00	0.00	0.00	300.00	0.00	0.00
Activity Fund		ACTIVITIES -	0.00	0.00	0.00	0.00	0.00	0.00	0.00
Activity Fund		ACTIVITIES - MAC	12,000.00	2,219.60	0.00	0.00	8,280.40	3,719.60	31.00
Activity Fund		ACTIVITIES - MATH TEAM	500.00	0.00	0.00	0.00	500.00	0.00	224 0.00
Activity Fund		ACTIVITIES - MCHS BOOK	0.00	0.00	0.00	0.00	0.00	0.00	
Activity Fund		ACTIVITIES - MEMORIAL	0.00	0.00	0.00	0.00	0.00	0.00	0.00
Activity Fund		ACTIVITIES - MUSICAL	200.00	0.00	0.00	0.00	200.00	0.00	0.00
Activity Fund		ACTIVITIES - NEEDY	2,000.00	0.00	0.00	0.00	2,000.00	0.00	0.00
Activity Fund		ACTIVITIES - NHS	7,000.00	0.00	0.00	0.00	7,000.00	0.00	0.00
Activity Fund		ACTIVITIES - ORCHESIS	4,000.00	0.00	0.00	0.00	4,000.00	0.00	0.00
Activity Fund		ACTIVITIES - PAC	1,000.00	652.13	0.00	0.00	303.62	696.38	69.64
Activity Fund		ACTIVITIES - PERCUSSION	28,000.00	0.00	0.00	0.00	26,989.38	1,010.62	3.61
Activity Fund		ACTIVITIES - GAME CLUB	500.00	0.00	0.00	0.00	500.00	0.00	0.00
Activity Fund		ACTIVITIES - NEWSPAPER	500.00	0.00	0.00	0.00	500.00	0.00	0.00
Activity Fund		ACTIVITIES - SADD	0.00	0.00	0.00	0.00	0.00	0.00	0.00
Activity Fund		ACTIVITIES - SCHOLASTIC	200.00	0.00	0.00	0.00	200.00	0.00	0.00
Activity Fund		ACTIVITIES - SPANISH NHS	500.00	0.00	0.00	0.00	500.00	0.00	0.00
Activity Fund		ACTIVITIES - SPEECH	200.00	0.00	0.00	0.00	200.00	0.00	0.00
Activity Fund		ACTIVITIES - STUDENT	38,000.00	5,437.20	1,052.88	0.00	1,271.84	35,675.28	93.88
Activity Fund		ACTIVITIES - TSA	3,000.00	0.00	0.00	0.00	3,000.00	0.00	0.00
Activity Fund		ACTIVITIES -	2,000.00	86.50	0.00	0.00	1,913.50	86.50	4.33
Activity Fund		ACTIVITIES -	30,000.00	-550.00	0.00	0.00	30,550.00	-550.00	-1.83
Activity Fund		ACTIVITIES - WYSE	0.00	0.00	0.00	0.00	0.00	0.00	0.00

## Expenditure Report

Fiscal Year: 2022-2023  
Month: October

COUNTY OF GRUNDY SCHOOL DIST 111

Fund Description	Account	Account Description	Revised Budget	MTD Activity	Encumbrance	Pending Activity	Available Funds	Year to Date Activity	Percent of Budget Used
Activity Fund		ACTIVITIES - YEARBOOK	5,000.00	440.00	0.00	0.00	-1,646.05	6,646.05	132.92
Activity Fund		ACTIVITIES - ALLIES IN	500.00	0.00	0.00	0.00	500.00	0.00	0.00
Activity Fund		CYBRARY	0.00	0.00	0.00	0.00	0.00	0.00	0.00
Activity Fund		FACULTY POP	1,000.00	1,052.88	0.00	0.00	-915.38	1,915.38	191.54
Activity Fund		MINOOKA ACADEMY	0.00	0.00	0.00	0.00	0.00	0.00	0.00
Activity Fund		PROM	60,000.00	21,130.09	0.00	0.00	20,669.91	39,330.09	65.55
Activity Fund		SCHOLARSHIP	41,000.00	0.00	0.00	0.00	37,000.00	4,000.00	9.76
Activity Fund		ACTIVITIES - DISC GOLF	500.00	0.00	0.00	0.00	500.00	0.00	0.00
Activity Fund		ACTIVITIES - ASL -	400.00	0.00	0.00	0.00	400.00	0.00	0.00
Activity Fund	1119997062	GREEN HOUSE	750.00	608.77	0.00	0.00	141.23	608.77	81.17
Activity Fund		FOUNDATION	0.00	0.00	0.00	0.00	0.00	0.00	0.00
Activity Fund		FOUNDATION ASSIST	1,500.00	1,050.00	0.00	0.00	450.00	1,050.00	70.00
Activity Fund		COADY SCHOLARSHIP	62,500.00	0.00	0.00	0.00	37,500.00	25,000.00	40.00
<b>11 - -----</b>			<b>682,750.00</b>	<b>83,348.21</b>	<b>25,048.82</b>	<b>5,618.79</b>	<b>333,802.47</b>	<b>318,279.92</b>	
<b>1- - -----</b>			<b>40,221,733.36</b>	<b>3,201,116.90</b>	<b>445,291.13</b>	<b>517,274.12</b>	<b>26,504,987.26</b>	<b>12,754,429.85</b>	
Operations & Maint		DIST 111 GROUP MEDICAL	135,000.00	10,847.07	0.00	0.00	92,226.77	42,773.23	31.68
Operations & Maint		DIST 111 GROUP DENTAL	11,500.00	142.78	0.00	0.00	8,671.68	2,828.32	24.59
Operations & Maint	22310200	BOARD OF ED-OTHER	0.00	0.00	0.00	0.00	0.00	0.00	0.00
Operations & Maint	22510110	CSBO SALARY	60,106.85	4,998.40	0.00	0.00	40,113.25	19,993.60	33.26
Operations & Maint	22510211	CSBO TRS	0.00	0.00	0.00	0.00	0.00	0.00	0.00
Operations & Maint		CSBO IMRF	1,884.80	0.00	0.00	0.00	1,451.97	432.83	22.96
Operations & Maint	20-2510-	CSBO SALARY (GTL)	0.00	0.00	0.00	0.00	0.00	0.00	0.00
Operations & Maint	22510222	CSBO GROUP INS	9,846.41	745.86	0.00	0.00	6,862.97	2,983.44	30.30
Operations & Maint		CSBO DENTAL INS	523.38	40.18	0.00	0.00	362.66	160.72	30.71

## Expenditure Report

Fiscal Year: 2022-2023  
Month: October

COUNTY OF GRUNDY SCHOOL DIST 111

Fund Description	Account	Account Description	Revised Budget	MTD Activity	Encumbrance	Pending Activity	Available Funds	Year to Date Activity	Percent of Budget Used
Operations & Maint	22510332	CSBO MILEAGE	0.00	0.00	0.00	0.00	0.00	0.00	0.00
Operations & Maint	22510640	CSBO DUES/CLINICS	0.00	0.00	0.00	0.00	0.00	0.00	0.00
Operations & Maint	22540100	DIR OF BUILDING/GROUND	0.00	0.00	0.00	0.00	0.00	0.00	0.00
Operations & Maint	22540110	CUSTODIANS SALARY	702,138.15	55,941.00	0.00	0.00	486,856.58	215,281.57	30.66
Operations & Maint	22540111	CUSTODIAN SALARY S.C.	7,500.00	0.00	0.00	0.00	7,500.00	0.00	0.00
Operations & Maint	22540130	CUSTODIAN OVERTIME	15,000.00	2,175.20	0.00	0.00	10,219.04	4,780.96	31.87
Operations & Maint	22540131	BUILDING EXTRA PAY	0.00	0.00	0.00	0.00	0.00	0.00	0.00
Operations & Maint	20-2540-	CUSTODIANS SALARY (IC)	0.00	0.00	0.00	0.00	0.00	0.00	0.00
Operations & Maint	22540222	CUSTODIAN GROUP INS	0.00	406.43	0.00	0.00	-415.32	415.32	0.00
Operations & Maint		CUSTODIAN GROUP INS	21,335.35	16,397.16	0.00	0.00	-44,356.18	65,691.53	307.90
Operations & Maint	20-2540-	CUSTODIAN GROUP INS	0.00	0.00	0.00	0.00	0.00	0.00	0.00
Operations & Maint		CUSTODIAN DENTAL	6,728.08	528.92	0.00	0.00	4,650.18	2,077.90	30.88
Operations & Maint	22540303	LAWN CARE &	45,000.00	0.00	0.00	0.00	15,785.53	29,214.47	64.92
Operations & Maint	22540304	SNOW REMOVAL -	17,000.00	0.00	0.00	0.00	17,000.00	0.00	0.00
Operations & Maint	22540305	EXTERMINATING FEES -	3,000.00	190.00	0.00	0.00	2,240.00	760.00	25.33
Operations & Maint	225403032	LAWN CARE &	5,000.00	0.00	0.00	0.00	5,000.00	0.00	0.00
Operations & Maint	225403042	SNOW REMOVAL - SOUTH	25,000.00	0.00	0.00	0.00	25,000.00	0.00	0.00
Operations & Maint	225403052	EXTERMINATING FEES -	2,500.00	180.00	0.00	0.00	1,780.00	720.00	28.80
Operations & Maint		HVAC - MEDICAL BUILDING	10,000.00	0.00	0.00	0.00	10,000.00	0.00	0.00
Operations & Maint		SNOW REMOVAL -	5,000.00	0.00	0.00	0.00	5,000.00	0.00	0.00
Operations & Maint		EXTERMINATING FEES -	1,000.00	0.00	0.00	0.00	1,000.00	0.00	0.00
Operations & Maint	22540310	CUSTODIAN HEALTH	0.00	0.00	0.00	0.00	0.00	0.00	0.00
Operations & Maint	22540311	CUSTODIAN LICENSE	0.00	0.00	0.00	0.00	0.00	0.00	0.00
Operations & Maint	22540318	ARCH. & ENG. FEES	0.00	0.00	0.00	0.00	0.00	0.00	0.00

## Expenditure Report

Fiscal Year: 2022-2023  
Month: October

COUNTY OF GRUNDY SCHOOL DIST 111

Fund Description	Account	Account Description	Revised Budget	MTD Activity	Encumbrance	Pending Activity	Available Funds	Year to Date Activity	Percent of Budget Used
Operations & Maint	22540321	DISTRICT OFFICE LEASE	0.00	0.00	0.00	0.00	0.00	0.00	0.00
Operations & Maint	22540320	MINOOKA ACADEMY	22,000.00	1,660.80	0.00	0.00	15,356.80	6,643.20	30.20
Operations & Maint	225403211	GARBAGE - CENTRAL	58,000.00	5,621.17	0.00	0.00	40,271.69	17,728.31	30.57
Operations & Maint	225403212	GARBAGE - SOUTH	70,000.00	6,088.12	0.00	0.00	44,521.63	25,478.37	36.40
Operations & Maint		GARBAGE - MEDICAL	15,000.00	0.00	0.00	0.00	15,000.00	0.00	0.00
Operations & Maint	22540322	PCU LEASES	0.00	0.00	0.00	0.00	0.00	0.00	0.00
Operations & Maint	22540323	BLDG REPAIR/MAINT	60,000.00	19,906.65	48,281.60	8,992.20	-41,058.14	43,784.34	72.97
Operations & Maint	22540324	HVAC REPAIRS - CENTRAL	60,000.00	20,861.38	0.00	2,255.00	26,784.74	30,960.26	51.60
Operations & Maint	225403232	BLDG REPAIR/MAINT	40,000.00	8,911.84	0.00	46,695.00	-143,230.33	136,535.33	341.34
Operations & Maint	225403242	HVAC REPAIRS - SOUTH	55,000.00	1,834.00	0.00	0.00	27,270.84	27,729.16	50.42
Operations & Maint		BLDG REPAIR/MAINT	35,000.00	0.00	0.00	0.00	34,291.49	708.51	2.02
Operations & Maint		HVAC REPAIRS - MEDICAL	8,000.00	0.00	0.00	0.00	8,000.00	0.00	0.00
Operations & Maint	22540332	CUSTODIAN MILEAGE	0.00	0.00	0.00	0.00	0.00	0.00	0.00
Operations & Maint	22540340	DISTRICT OFF UTILITIES	0.00	0.00	0.00	0.00	0.00	0.00	0.00
Operations & Maint	22540342	PHONE	95,000.00	6,910.30	0.00	200.00	68,310.47	26,489.53	27.88
Operations & Maint	22540341	MINOOKA ACADEMY	5,000.00	171.72	0.00	0.00	4,385.44	614.56	12.29
Operations & Maint	22540370	WATER-SEWER SERVICES	22,000.00	3,262.81	0.00	0.00	15,557.76	6,442.24	29.28
Operations & Maint	225403702	WATER-SEWER SOUTH	55,000.00	11,587.01	0.00	0.00	17,036.46	37,963.54	69.02
Operations & Maint		WATER-SEWER MEDICAL	5,000.00	48.90	0.00	0.00	4,879.98	120.02	2.40
Operations & Maint	22540380	UNEMPLOY INSURANCE	0.00	0.00	0.00	0.00	0.00	0.00	0.00
Operations & Maint	22540381	WORKERS COMP	0.00	0.00	0.00	0.00	0.00	0.00	0.00
Operations & Maint	22540382	BLDG FLEET INSURANCE	0.00	0.00	0.00	0.00	0.00	0.00	0.00
Operations & Maint	22540391	CONTRACT SERV	25,000.00	150.00	0.00	0.00	24,850.00	150.00	0.60
Operations & Maint	225403902	CONTRACT SERV S.C.	85,000.00	2,674.25	0.00	907.79	55,924.56	28,167.65	33.14

## Expenditure Report

Fiscal Year: 2022-2023  
Month: October

COUNTY OF GRUNDY SCHOOL DIST 111

Fund Description	Account	Account Description	Revised Budget	MTD Activity	Encumbrance	Pending Activity	Available Funds	Year to Date Activity	Percent of Budget Used
Operations & Maint	225403903	SOUTH MAINTENANCE	700,000.00	0.00	0.00	0.00	593,844.00	106,156.00	15.17
Operations & Maint	225403912	BLDG SECURITY PS	0.00	0.00	0.00	0.00	0.00	0.00	0.00
Operations & Maint	22540392	PRECISION CONTROL -	0.00	0.00	0.00	0.00	0.00	0.00	0.00
Operations & Maint	225403932	SOUTH SITE CROP	0.00	0.00	0.00	0.00	0.00	0.00	0.00
Operations & Maint		CONTRAC SERV MEDICAL	0.00	0.00	0.00	0.00	0.00	0.00	0.00
Operations & Maint	22540410	BUILDING SUPPLIES	115,000.00	10,141.21	1,399.33	8,253.65	51,137.14	54,209.88	47.14
Operations & Maint	22540411	GROUND SUPPLIES	100,000.00	11,283.77	589.86	1,926.86	74,101.23	23,382.05	23.38
Operations & Maint	225404102	BLDG SUPPLIES SOUTH	75,000.00	8,939.76	18,478.15	1,987.60	38,977.41	15,556.84	20.74
Operations & Maint	225404122	SOUTH SITE CROP	12,135.15	0.00	0.00	0.00	0.00	12,135.15	100.00
Operations & Maint		BUILDING SUPPLIES	1,500.00	0.00	0.00	0.00	1,500.00	0.00	0.00
Operations & Maint	22540465	NATURAL GAS	85,000.00	1,642.42	0.00	480.24	74,835.08	9,684.68	11.39
Operations & Maint	225404652	NATURAL GAS SOUTH	50,000.00	861.79	0.00	896.94	40,955.15	8,147.91	16.30
Operations & Maint		NATURAL GAS MEDICAL	2,000.00	0.00	0.00	0.00	1,502.64	497.36	24.87
Operations & Maint	22540466	ELECTRICITY	275,000.00	14,919.08	0.00	16,322.01	216,037.43	42,640.56	15.51
Operations & Maint	225404662	ELECTRICITY SOUTH	325,000.00	16,367.07	0.00	16,015.22	262,584.83	46,399.95	14.28
Operations & Maint		ELECTRICITY MEDICAL	15,000.00	876.22	0.00	1,217.20	10,983.10	2,799.70	18.66
Operations & Maint	22540490	911 SOFTWARE	0.00	0.00	0.00	0.00	0.00	0.00	0.00
Operations & Maint	2254049001	ESSER I GRANT SUPPLIES	0.00	0.00	0.00	0.00	0.00	0.00	0.00
Operations & Maint	2254049002	ESSER II GRANT SUPPLIES	0.00	0.00	0.00	0.00	0.00	0.00	0.00
Operations & Maint	2254049003	ESSER III GRANT	0.00	0.00	0.00	0.00	0.00	0.00	0.00
Operations & Maint	22540541	BLDG EQUIPMENT	35,000.00	0.00	27,754.36	0.00	7,245.64	0.00	0.00
Operations & Maint	22540542	WAN EQUIPMENT	0.00	0.00	0.00	0.00	0.00	0.00	0.00
Operations & Maint	22540540	MINOOKA ACADEMY	2,500.00	0.00	0.00	0.00	2,500.00	0.00	0.00
Operations & Maint	225405412	BLDG EQUIPMENT SOUTH	40,000.00	36.32	0.00	0.00	39,963.68	36.32	0.09

## Expenditure Report

Fiscal Year: 2022-2023  
Month: October

COUNTY OF GRUNDY SCHOOL DIST 111

Fund Description	Account	Account Description	Revised Budget	MTD Activity	Encumbrance	Pending Activity	Available Funds	Year to Date Activity	Percent of Budget Used
Operations & Maint		BLDG EQUIPMENT	5,000.00	0.00	0.00	0.00	5,000.00	0.00	0.00
Operations & Maint	22540640	CUSTODIAN CLINIC	0.00	0.00	0.00	0.00	0.00	0.00	0.00
Operations & Maint	22540690	REAL ESTATE TAXES-	11,000.00	0.00	0.00	0.00	11,000.00	0.00	0.00
Operations & Maint	2254070001	ESSER II GRANT	285,000.00	0.00	280,355.76	0.00	4,644.24	0.00	0.00
Operations & Maint	2254070003	ESSER III GRANT	0.00	0.00	0.00	0.00	0.00	0.00	0.00
Operations & Maint	22541120	SUMMER CUSTODIAN	15,000.00	0.00	0.00	0.00	3,888.00	11,112.00	74.08
Operations & Maint	22541390	BLDG SECURITY	0.00	0.00	0.00	0.00	0.00	0.00	0.00
Operations & Maint	22541391	BLDG SECURITY/PUR	0.00	0.00	0.00	0.00	0.00	0.00	0.00
Operations & Maint	225413902	BLDG SECURITY CS	0.00	0.00	0.00	0.00	0.00	0.00	0.00
Operations & Maint	225413912	BLDG SECURITY PS	0.00	0.00	0.00	0.00	0.00	0.00	0.00
Operations & Maint		BLDG SECURITY CS	2,500.00	0.00	0.00	0.00	2,500.00	0.00	0.00
Operations & Maint		BLDG SECURITY PS	0.00	0.00	0.00	0.00	0.00	0.00	0.00
Operations & Maint	22541410	BLDG SECURITY SUPPLIES	0.00	0.00	0.00	0.00	0.00	0.00	0.00
Operations & Maint	225414102	BLDG SECURITY SUPPLY S	0.00	0.00	0.00	0.00	0.00	0.00	0.00
Operations & Maint		BLDG SECURITY SUPPLIES	0.00	0.00	0.00	0.00	0.00	0.00	0.00
Operations & Maint	22541540	BLDG SECURITY	100,000.00	0.00	0.00	0.00	100,000.00	0.00	0.00
Operations & Maint	225415402	BLDG SECURITY EQ	25,000.00	0.00	0.00	0.00	25,000.00	0.00	0.00
Operations & Maint		BLDG SECURITY EQUIP	0.00	0.00	0.00	0.00	0.00	0.00	0.00
Operations & Maint	22542530	SITE IMPROVEMENT	150,000.00	0.00	0.00	0.00	150,000.00	0.00	0.00
Operations & Maint	22542531	BLDG IMPROVEMENT	0.00	0.00	0.00	0.00	0.00	0.00	0.00
Operations & Maint	225425302	SITE IMPROVEMNT SOUTH	0.00	0.00	0.00	0.00	0.00	0.00	0.00
Operations & Maint	225425312	BLDG IMPROVEMNT	50,000.00	0.00	0.00	0.00	50,000.00	0.00	0.00
Operations & Maint		SITE IMPROVEMENT	0.00	0.00	0.00	0.00	0.00	0.00	0.00
Operations & Maint		BLDG IMPROVEMENT	0.00	0.00	0.00	0.00	0.00	0.00	0.00

## Expenditure Report

Fiscal Year: 2022-2023  
Month: October

COUNTY OF GRUNDY SCHOOL DIST 111

Fund Description	Account	Account Description	Revised Budget	MTD Activity	Encumbrance	Pending Activity	Available Funds	Year to Date Activity	Percent of Budget Used
Operations & Maint	22543540	ATHLETIC FIELDS	50,000.00	0.00	0.00	0.00	2,827.00	47,173.00	94.35
Operations & Maint	2380600	COMMERCIAL LIAB	0.00	0.00	0.00	0.00	0.00	0.00	0.00
Operations & Maint	24140520	GAVC-BUILDING COSTS	0.00	0.00	0.00	0.00	0.00	0.00	0.00
Operations & Maint	24140600	GAVC BUILD EXPENSES	464,064.00	20,409.55	0.00	-1,834.79	371,009.60	94,889.19	20.45
Operations & Maint	24140620	GAVC CTE PROGRAMS	0.00	0.00	0.00	0.00	0.00	0.00	0.00
Operations & Maint	20-481-222-	IMRF (BMF 3000)	0.00	0.00	0.00	0.00	0.00	0.00	0.00
Operations & Maint	20-481-222-	IMRF (BMF 3000)	0.00	0.00	0.00	0.00	0.00	0.00	0.00
Operations & Maint	28130	TRANS TO TORT	0.00	0.00	0.00	0.00	0.00	0.00	0.00
Operations & Maint	28400	TRANS TO B & I	0.00	0.00	0.00	0.00	0.00	0.00	0.00
Operations & Maint	28800660	TRANS TO CAPITOL	0.00	0.00	0.00	0.00	0.00	0.00	0.00
<b>20 - -----</b>			<b>4,790,762.17</b>	<b>267,759.14</b>	<b>376,859.06</b>	<b>104,314.92</b>	<b>3,057,138.69</b>	<b>1,252,449.50</b>	
<b>2- - -----</b>			<b>4,790,762.17</b>	<b>267,759.14</b>	<b>376,859.06</b>	<b>104,314.92</b>	<b>3,057,138.69</b>	<b>1,252,449.50</b>	
Debt Service Fund or	34190690	DEVELOPMENT	0.00	0.00	0.00	0.00	0.00	0.00	0.00
Debt Service Fund or	35140620	INTEREST ON BONDS-2001	0.00	0.00	0.00	0.00	0.00	0.00	0.00
Debt Service Fund or	35140621	INTEREST ON BONDS-1999	0.00	0.00	0.00	0.00	0.00	0.00	0.00
Debt Service Fund or	35140622	INTEREST ON BONDS-2005	0.00	0.00	0.00	0.00	0.00	0.00	0.00
Debt Service Fund or	35140623	INTEREST ON CONST	0.00	0.00	0.00	0.00	0.00	0.00	0.00
Debt Service Fund or	35140624	INTEREST ON VAR RATE	0.00	0.00	0.00	0.00	0.00	0.00	0.00
Debt Service Fund or	35140626	INTEREST ON BONDS-2008	0.00	0.00	0.00	0.00	0.00	0.00	0.00
Debt Service Fund or	35140627	INTEREST ON BONDS 2010	0.00	0.00	0.00	0.00	0.00	0.00	0.00
Debt Service Fund or	35140628	INTEREST ON BONDS -	0.00	0.00	0.00	0.00	0.00	0.00	0.00
Debt Service Fund or	35140629	INTEREST ON BONDS	0.00	0.00	0.00	0.00	0.00	0.00	0.00
Debt Service Fund or	35140630	INTEREST ON BONDS	0.00	0.00	0.00	0.00	0.00	0.00	0.00
Debt Service Fund or	35140625	APPLE LEASE INTEREST	0.00	0.00	0.00	0.00	0.00	0.00	0.00

## Expenditure Report

Fiscal Year: 2022-2023  
Month: October

COUNTY OF GRUNDY SCHOOL DIST 111

Fund Description	Account	Account Description	Revised Budget	MTD Activity	Encumbrance	Pending Activity	Available Funds	Year to Date Activity	Percent of Budget Used
Debt Service Fund or	35140631	INTEREST ON BONDS 2014	156,350.00	98,175.00	0.00	0.00	58,175.00	98,175.00	62.79
Debt Service Fund or	35140632	INTEREST ON BONDS -	0.00	0.00	0.00	0.00	0.00	0.00	0.00
Debt Service Fund or	35140633	INTEREST ON BONDS -	365,200.00	182,600.00	0.00	0.00	182,600.00	182,600.00	50.00
Debt Service Fund or	35140634	INTEREST ON BONDS-	0.00	0.00	0.00	0.00	0.00	0.00	0.00
Debt Service Fund or	35140635	INTEREST ON BONDS-	225,000.00	112,500.00	0.00	0.00	112,500.00	112,500.00	50.00
Debt Service Fund or	35140636	INTEREST ON BONDS -	43,800.00	0.00	0.00	0.00	43,800.00	0.00	0.00
Debt Service Fund or	35140637	INTEREST ON BONDS 2019	611,250.00	0.00	0.00	341,125.00	270,125.00	0.00	0.00
Debt Service Fund or	35146218	INTEREST ON BONDS 2022	346,400.00	173,200.00	0.00	0.00	173,200.00	173,200.00	50.00
Debt Service Fund or		PAYMENT TO ESCROW	0.00	0.00	0.00	0.00	0.00	0.00	0.00
Debt Service Fund or	35200619	BONDS RETIRED 2011	0.00	0.00	0.00	0.00	0.00	0.00	0.00
Debt Service Fund or	35200620	BONDS RETIRED 2012A	0.00	0.00	0.00	0.00	0.00	0.00	0.00
Debt Service Fund or	35200621	BONDS RETIRED 2012B	0.00	0.00	0.00	0.00	0.00	0.00	0.00
Debt Service Fund or	35200622	BOND RETIRED THROUGH	0.00	0.00	0.00	0.00	0.00	0.00	0.00
Debt Service Fund or	35200610	BONDS RETIRED 2006B	0.00	0.00	0.00	0.00	0.00	0.00	0.00
Debt Service Fund or	35200611	BOND RETIRED-1999	0.00	0.00	0.00	0.00	0.00	0.00	0.00
Debt Service Fund or	35200612	BONDS RETIRED-2005	0.00	0.00	0.00	0.00	0.00	0.00	0.00
Debt Service Fund or	35200613	BOND RETIRED 2006A	0.00	0.00	0.00	0.00	0.00	0.00	0.00
Debt Service Fund or	35200614	BOND RETIRED 2010	0.00	0.00	0.00	0.00	0.00	0.00	0.00
Debt Service Fund or	35200615	APPLE LEASE PRINCIPAL	0.00	0.00	0.00	0.00	0.00	0.00	0.00
Debt Service Fund or	35200616	BONDS RETIRED - 2001	0.00	0.00	0.00	0.00	0.00	0.00	0.00
Debt Service Fund or	35200617	BONDS RETIRED	0.00	0.00	0.00	0.00	0.00	0.00	0.00
Debt Service Fund or	35200618	BONDS RETIRED 2008	0.00	0.00	0.00	0.00	0.00	0.00	0.00
Debt Service Fund or	35200629	PRINCIPAL ON BONDS	2,840,000.00	0.00	0.00	2,840,000.00	0.00	0.00	0.00
Debt Service Fund or	35200623	INTEREST PAYMENT ON	0.00	0.00	0.00	0.00	0.00	0.00	0.00

## Expenditure Report

Fiscal Year: 2022-2023  
Month: October

COUNTY OF GRUNDY SCHOOL DIST 111

Fund Description	Account	Account Description	Revised Budget	MTD Activity	Encumbrance	Pending Activity	Available Funds	Year to Date Activity	Percent of Budget Used
Debt Service Fund or	35300624	PRINCIPAL ON BONDS	590,000.00	0.00	0.00	0.00	590,000.00	0.00	0.00
Debt Service Fund or	35300611	BOND PRINCIPAL	0.00	0.00	0.00	0.00	0.00	0.00	0.00
Debt Service Fund or	35300612	COST OF BOND ISSUANCE	0.00	0.00	0.00	0.00	0.00	0.00	0.00
Debt Service Fund or	35300613	PRINCIPAL ON BOND	0.00	0.00	0.00	0.00	0.00	0.00	0.00
Debt Service Fund or	35300614	PRINCIPAL ON BOND 2008	0.00	0.00	0.00	0.00	0.00	0.00	232
Debt Service Fund or	35300615	PRINCIPAL ON BOND 2010	0.00	0.00	0.00	0.00	0.00	0.00	
Debt Service Fund or	35300616	PRINCIPAL ON BONDS	0.00	0.00	0.00	0.00	0.00	0.00	0.00
Debt Service Fund or	35300617	PRINCIPAL ON BONDS	0.00	0.00	0.00	0.00	0.00	0.00	0.00
Debt Service Fund or	35300618	PRINCIPAL ON BONDS	0.00	0.00	0.00	0.00	0.00	0.00	0.00
Debt Service Fund or	35300619	PRINCIPAL ON BONDS	2,000,000.00	2,000,000.00	0.00	0.00	0.00	2,000,000.00	100.00
Debt Service Fund or	35300620	PRINCIPAL ON BONDS	0.00	0.00	0.00	0.00	0.00	0.00	0.00
Debt Service Fund or	35300621	PRINCIPAL ON BONDS	0.00	0.00	0.00	0.00	0.00	0.00	0.00
Debt Service Fund or	35300622	PRINCIPAL ON BONDS	0.00	0.00	0.00	0.00	0.00	0.00	0.00
Debt Service Fund or	35300623	PRINCIPAL ON BONDS	220,000.00	0.00	0.00	0.00	220,000.00	0.00	0.00
Debt Service Fund or	3530611013	PRINCIPAL ON BONDS	965,000.00	0.00	0.00	0.00	965,000.00	0.00	0.00
Debt Service Fund or	35300712	COMPUTER LEASE	0.00	0.00	0.00	0.00	0.00	0.00	0.00
Debt Service Fund or	35300710	PRINTROOM COPIER	0.00	0.00	0.00	0.00	0.00	0.00	0.00
Debt Service Fund or	35300711	OTHER COPIERS LEASE	0.00	0.00	0.00	0.00	0.00	0.00	0.00
Debt Service Fund or	35300714	DISTRICT OFFICE LEASE	0.00	0.00	0.00	0.00	0.00	0.00	0.00
Debt Service Fund or	35300715	MINOOKA ACADEMY	0.00	0.00	0.00	0.00	0.00	0.00	0.00
Debt Service Fund or	353007122	PRINTROOM COPIER	0.00	0.00	0.00	0.00	0.00	0.00	0.00
Debt Service Fund or	353007132	OTHER COPIERS LEASE	0.00	0.00	0.00	0.00	0.00	0.00	0.00
Debt Service Fund or	35900318	BOND LEGAL FEES	0.00	0.00	0.00	0.00	0.00	0.00	0.00
Debt Service Fund or	35900319	BOND CLOSING COSTS	0.00	0.00	0.00	0.00	0.00	0.00	0.00

## Expenditure Report

Fiscal Year: 2022-2023  
Month: October

COUNTY OF GRUNDY SCHOOL DIST 111

Fund Description	Account	Account Description	Revised Budget	MTD Activity	Encumbrance	Pending Activity	Available Funds	Year to Date Activity	Percent of Budget Used
Debt Service Fund or	35900320	BOND PREMIUM ESCROW	0.00	0.00	0.00	0.00	0.00	0.00	0.00
Debt Service Fund or	35900390	SERVICE CHARGE	3,050.00	0.00	0.00	0.00	2,432.00	618.00	20.26
Debt Service Fund or	35900391	REMARKETING AGENT	0.00	0.00	0.00	0.00	0.00	0.00	0.00
Debt Service Fund or	35900611	ESCROW ADJUSTMENTS	0.00	0.00	0.00	0.00	0.00	0.00	0.00
Debt Service Fund or	38990000	OTHER MISC FINANCING	0.00	0.00	0.00	0.00	0.00	0.00	0.00
<b>30 - -----</b>			<b>8,366,050.00</b>	<b>2,566,475.00</b>	<b>0.00</b>	<b>3,181,125.00</b>	<b>2,617,832.00</b>	<b>2,567,093.00</b>	233
<b>3- - -----</b>			<b>8,366,050.00</b>	<b>2,566,475.00</b>	<b>0.00</b>	<b>3,181,125.00</b>	<b>2,617,832.00</b>	<b>2,567,093.00</b>	
Transportation Fund		DIST 111 GROUP MEDICAL	282,273.16	5,364.55	0.00	0.00	244,754.97	37,518.19	13.29
Transportation Fund		DIST 111 GROUP DENTAL	2,761.22	387.15	0.00	0.00	1,648.19	1,113.03	40.31
Transportation Fund	42190110	CSBO SALARY	60,106.85	4,998.42	0.00	0.00	40,113.17	19,993.68	33.26
Transportation Fund	42190211	CSBO TRS	0.00	0.00	0.00	0.00	0.00	0.00	0.00
Transportation Fund		CSBO IMRF	1,884.80	0.00	0.00	0.00	1,451.97	432.83	22.96
Transportation Fund	40-2190-	CSBO SALARY (GTL)	0.00	0.00	0.00	0.00	0.00	0.00	0.00
Transportation Fund	42190222	CSBO GROUP INS	9,846.41	745.88	0.00	0.00	6,862.89	2,983.52	30.30
Transportation Fund		CSBO DENTAL INS	523.38	40.18	0.00	0.00	362.66	160.72	30.71
Transportation Fund	42190332	CSBO MILEAGE	0.00	0.00	0.00	0.00	0.00	0.00	0.00
Transportation Fund	42190640	CSBO DUES/CLINICS	0.00	0.00	0.00	0.00	0.00	0.00	0.00
Transportation Fund		BKKPER GROUP INS	0.00	0.00	0.00	0.00	0.00	0.00	0.00
Transportation Fund		DIST 111 GROUP DENTAL	0.00	0.00	0.00	0.00	0.00	0.00	0.00
Transportation Fund	42310200	BOARD OF ED-OTHER	0.00	0.00	0.00	0.00	0.00	0.00	0.00
Transportation Fund	42550110	TRANS SECY SALARY	71,635.20	7,279.63	0.00	0.00	43,993.55	27,641.65	38.59
Transportation Fund	42550111	GAVC/PREMIER ROUTE	0.00	0.00	0.00	0.00	0.00	0.00	0.00
Transportation Fund	42550112	OUT OF DISTRICT ROUTE	476,509.31	39,720.96	0.00	0.00	310,844.32	165,664.99	34.77
Transportation Fund	42550113	REGULAR ROUTE SALARY	622,077.49	52,572.26	0.00	0.00	456,618.64	165,458.85	26.60

## Expenditure Report

Fiscal Year: 2022-2023  
Month: October

COUNTY OF GRUNDY SCHOOL DIST 111

Fund Description	Account	Account Description	Revised Budget	MTD Activity	Encumbrance	Pending Activity	Available Funds	Year to Date Activity	Percent of Budget Used
Transportation Fund	42550114	BKKPER TRANS SALARY	6,945.75	578.82	0.00	0.00	4,630.47	2,315.28	33.33
Transportation Fund	42550115	OUT OF DISTRICT BUS	82,989.36	8,030.71	0.00	0.00	55,660.86	27,328.50	32.93
Transportation Fund	42550116	SHUTTLE(S)	0.00	0.00	0.00	0.00	0.00	0.00	0.00
Transportation Fund	42550117	BUS SUBS 201 FOR 111	0.00	0.00	0.00	0.00	0.00	0.00	0.00
Transportation Fund	42550118	IDEA PART B SP ED BUS	0.00	0.00	0.00	0.00	0.00	0.00	0.00
Transportation Fund	42550119	FULL TIME DRIVER	75,000.00	7,276.33	0.00	0.00	49,950.72	25,049.28	33.40
Transportation Fund	42550130	EXTRA DUTY (non-drive)	23,500.00	2,069.48	0.00	0.00	16,769.71	6,730.29	28.64
Transportation Fund	42550131	ACADEMIC TRIP(S)	34,000.00	5,974.25	0.00	0.00	25,175.70	8,824.30	25.95
Transportation Fund	42550132	ATHLETIC/ACTIVITES	85,000.00	8,151.90	0.00	0.00	63,704.83	21,295.17	25.05
Transportation Fund	42550133	ACTIVITIES TRIP	0.00	0.00	0.00	0.00	0.00	0.00	0.00
Transportation Fund	42550223	TRANS SEC INSURANCE	0.00	0.00	0.00	0.00	0.00	0.00	0.00
Transportation Fund	42554223	TRANS. DIR. INSURANCE	0.00	0.00	0.00	0.00	0.00	0.00	0.00
Transportation Fund	40-2550-	TRANSPORTATION	47,909.40	4,541.50	0.00	0.00	32,479.40	15,430.00	32.21
Transportation Fund		FT BUS DRIVER GROUP	0.00	0.00	0.00	0.00	0.00	0.00	0.00
Transportation Fund	FULL TIME	40 E 2550 2220 00 300	0.00	0.00	0.00	0.00	0.00	0.00	0.00
Transportation Fund		BKKPER TRANS GROUP	937.20	71.00	0.00	0.00	653.20	284.00	30.30
Transportation Fund		BUS DRIVER GROUP INS	9,199.61	696.94	0.00	0.00	6,411.85	2,787.76	30.30
Transportation Fund		TRANS SEC DENTAL INS	493.32	37.78	0.00	0.00	342.20	151.12	30.63
Transportation Fund		BKKPER DENTAL INS	49.24	3.78	0.00	0.00	34.12	15.12	30.71
Transportation Fund	42550230	COURSE	0.00	0.00	0.00	0.00	0.00	0.00	0.00
Transportation Fund	42550310	TRANS HEALTH EXAMS	8,000.00	2,354.00	0.00	3,702.00	592.00	3,706.00	46.33
Transportation Fund	42551310	TANK TESTING	0.00	0.00	0.00	0.00	0.00	0.00	0.00
Transportation Fund	42550320	BUS LEASES	530,000.00	0.00	0.00	0.00	338,464.53	191,535.47	36.14
Transportation Fund	42550321	GARBAGE DISPOSAL	8,000.00	1,214.08	0.00	0.00	4,925.98	3,074.02	38.43

## Expenditure Report

Fiscal Year: 2022-2023  
Month: October

COUNTY OF GRUNDY SCHOOL DIST 111

Fund Description	Account	Account Description	Revised Budget	MTD Activity	Encumbrance	Pending Activity	Available Funds	Year to Date Activity	Percent of Budget Used
Transportation Fund	42550322	CLEANING SERVICES	7,000.00	575.20	0.00	245.18	5,598.70	1,156.12	16.52
Transportation Fund	42551322	SNOW REMOVAL-BUS	20,000.00	0.00	0.00	0.00	20,000.00	0.00	0.00
Transportation Fund	42550331	SPECIAL ED TRANS	0.00	2,242.50	0.00	0.00	-2,242.50	2,242.50	0.00
Transportation Fund	42550332	TRANS MILEAGE	7,500.00	0.00	0.00	0.00	7,500.00	0.00	0.00
Transportation Fund	42550340	PHONE-BUS GARAGE	1,500.00	121.89	0.00	0.00	1,293.33	206.67	13.78
Transportation Fund	42551340	TRANS POSTAGE	1,500.00	0.00	0.00	0.00	1,470.00	30.00	2.00
Transportation Fund	42550350	TRANS ADVERTISING	20,000.00	0.00	0.00	0.00	19,936.90	63.10	0.32
Transportation Fund	42550370	WATER-BUS GARAGE	7,000.00	73.37	0.00	0.00	6,863.83	136.17	1.95
Transportation Fund	42550380	UNEMPLOY INSURANCE	0.00	0.00	0.00	0.00	0.00	0.00	0.00
Transportation Fund	42550381	WORKERS COMP	0.00	0.00	0.00	0.00	0.00	0.00	0.00
Transportation Fund	42550382	BUS FLEET INSURANCE	0.00	0.00	0.00	0.00	0.00	0.00	0.00
Transportation Fund	42550390	MECHANICS	0.00	0.00	0.00	0.00	0.00	0.00	0.00
Transportation Fund	42550391	ROUTING SOFTWARE	4,000.00	0.00	0.00	0.00	4,000.00	0.00	0.00
Transportation Fund	42550464	VAN FUEL	40,000.00	3,634.59	0.00	1,979.30	27,256.12	10,764.58	26.91
Transportation Fund	42550640	TRANS DIR	5,000.00	0.00	0.00	0.00	4,580.50	419.50	8.39
Transportation Fund	42550690	REFUND ACCOUNT	0.00	0.00	0.00	0.00	0.00	0.00	0.00
Transportation Fund	42552410	OFFICE & NON-REPAIR	20,000.00	-3,565.23	0.00	0.00	8,618.92	11,381.08	56.91
Transportation Fund	42552411	BUS & VAN REPAIR	15,000.00	2,335.19	0.00	2,116.54	5,479.50	7,403.96	49.36
Transportation Fund	42552464	BUS FUEL	290,000.00	32,799.95	0.00	27,114.90	198,784.26	64,100.84	22.10
Transportation Fund	42552465	NATURAL GAS-BUS	5,500.00	265.22	0.00	0.00	4,940.25	559.75	10.18
Transportation Fund	42552466	ELECTRICITY-BUS	8,000.00	610.30	0.00	0.00	6,728.44	1,271.56	15.89
Transportation Fund	42554110	BUS MECHANIC SALARY	105,000.00	2,088.12	0.00	0.00	83,444.21	21,555.79	20.53
Transportation Fund	42554111	TRANS DIRECTORS	39,757.48	-3,313.12	0.00	0.00	32,568.62	7,188.86	18.08
Transportation Fund	42554222	BUS MECH GROUP INS	49,467.70	1,795.43	0.00	0.00	37,173.68	12,294.02	24.85

## Expenditure Report

Fiscal Year: 2022-2023  
Month: October

COUNTY OF GRUNDY SCHOOL DIST 111

Fund Description	Account	Account Description	Revised Budget	MTD Activity	Encumbrance	Pending Activity	Available Funds	Year to Date Activity	Percent of Budget Used
Transportation Fund		TRANS DIRECTORS	29,264.66	-1,251.24	0.00	0.00	25,359.17	3,905.49	13.35
Transportation Fund		BUS MECH DENTAL INS	679.24	-80.02	0.00	0.00	589.25	89.99	13.25
Transportation Fund		TRANS DIRECTOR DENTAL	498.70	-243.60	0.00	0.00	685.63	-186.93	-37.48
Transportation Fund	42554300	TRANS CONTR SERV	5,500.00	28,446.67	0.00	2,315.25	-29,952.15	33,136.90	602.49
Transportation Fund	42554323	TRANS REPAIR/MAINT	110,000.00	2,025.06	2,157.51	9,067.11	77,946.93	20,828.45	18.93
Transportation Fund	42554339	INSPECTION/LICENSE	11,500.00	387.00	0.00	0.00	9,339.28	2,160.72	18.79
Transportation Fund	42554540	TRANS EQUIPMENT	2,500.00	0.00	0.00	0.00	2,500.00	0.00	0.00
Transportation Fund	42554550	TRANS VEHICLES	120,000.00	0.00	0.00	0.00	51,850.00	68,150.00	56.79
Transportation Fund	42559520	BUS GARAGE ADDITION	0.00	0.00	0.00	0.00	0.00	0.00	0.00
Transportation Fund	42559530	TRANS BLDG IMPROVE	45,000.00	42,690.94	0.00	0.00	1,513.19	43,486.81	96.64
Transportation Fund	42559690	TRANS - OTHER	0.00	0.00	0.00	0.00	0.00	0.00	0.00
Transportation Fund	40-481-222-	IMRF (BMF 3000)	0.00	0.00	0.00	0.00	0.00	0.00	0.00
Transportation Fund	40-481-222-	IMRF (BMF 3000)	0.00	0.00	0.00	0.00	0.00	0.00	0.00
<b>40 - -----</b>			<b>3,410,809.48</b>	<b>263,747.82</b>	<b>2,157.51</b>	<b>46,540.28</b>	<b>2,320,271.99</b>	<b>1,041,839.70</b>	
<b>4- - -----</b>			<b>3,410,809.48</b>	<b>263,747.82</b>	<b>2,157.51</b>	<b>46,540.28</b>	<b>2,320,271.99</b>	<b>1,041,839.70</b>	
I.M.R.F./Soc. Sec. Fund	50-1130-212	TITLE 1 SALARIES	6,574.22	299.24	0.00	0.00	5,705.15	869.07	13.22
I.M.R.F./Soc. Sec. Fund	51130212	CAMPUS MONITOR IMRF	22,021.73	1,674.32	0.00	0.00	15,394.86	6,626.87	30.09
I.M.R.F./Soc. Sec. Fund		NURSE IMRF	400.00	23.92	0.00	0.00	262.02	137.98	34.50
I.M.R.F./Soc. Sec. Fund		DEAN SEC IMRF	1,000.00	102.50	0.00	0.00	595.22	404.78	40.48
I.M.R.F./Soc. Sec. Fund		PI IMRF	300.00	0.00	0.00	0.00	300.00	0.00	0.00
I.M.R.F./Soc. Sec. Fund	5113021250	ATH TRAINER IMRF	0.00	0.00	0.00	0.00	0.00	0.00	0.00
I.M.R.F./Soc. Sec. Fund	50-1130-213	TITLE 1 FICA	4,290.54	187.41	0.00	0.00	3,746.25	544.29	12.69
I.M.R.F./Soc. Sec. Fund	51130213	CAMPUS MONITOR FICA	14,372.08	930.07	0.00	0.00	10,694.56	3,677.52	25.59
I.M.R.F./Soc. Sec. Fund		NURSE FICA	2,872.09	14.98	0.00	0.00	2,785.66	86.43	3.01

## Expenditure Report

Fiscal Year: 2022-2023  
Month: October

COUNTY OF GRUNDY SCHOOL DIST 111

Fund Description	Account	Account Description	Revised Budget	MTD Activity	Encumbrance	Pending Activity	Available Funds	Year to Date Activity	Percent of Budget Used
I.M.R.F./Soc. Sec. Fund		DEAN SEC FICA	626.64	54.40	0.00	0.00	412.30	214.34	34.20
I.M.R.F./Soc. Sec. Fund		MONITOR FICA	0.00	0.00	0.00	0.00	0.00	0.00	0.00
I.M.R.F./Soc. Sec. Fund		SEC FICA	0.00	0.00	0.00	0.00	0.00	0.00	0.00
I.M.R.F./Soc. Sec. Fund	5113021305	ENGLISH/DRAMA FICA	0.00	0.00	0.00	0.00	0.00	0.00	0.00
I.M.R.F./Soc. Sec. Fund	5113021312	MUSIC SALARY FICA	0.00	0.00	0.00	0.00	0.00	0.00	0.00
I.M.R.F./Soc. Sec. Fund	5113021321	DRIVER ED FICA	0.00	0.00	0.00	0.00	0.00	0.00	0.00
I.M.R.F./Soc. Sec. Fund	50-1130-	INSTR LEADER SALARY	0.00	0.00	0.00	0.00	0.00	0.00	0.00
I.M.R.F./Soc. Sec. Fund	5113021350	ATH TRAINER FICA	0.00	0.00	0.00	0.00	0.00	0.00	0.00
I.M.R.F./Soc. Sec. Fund	50-1130-214	AIDE MEDICARE	1,003.43	43.84	0.00	0.00	876.11	127.32	12.69
I.M.R.F./Soc. Sec. Fund	51130214	INSTR MEDICARE	4,000.00	291.48	0.00	0.00	2,780.79	1,219.21	30.48
I.M.R.F./Soc. Sec. Fund		INSTR MEDICARE	7,300.00	776.62	0.00	0.00	5,441.79	1,858.21	25.45
I.M.R.F./Soc. Sec. Fund		DEAN MEDICARE	1,000.00	146.09	0.00	0.00	600.14	399.86	39.99
I.M.R.F./Soc. Sec. Fund		INSTR MEDICARE	0.00	0.00	0.00	0.00	-2.07	2.07	0.00
I.M.R.F./Soc. Sec. Fund		INSTR MEDICARE	0.00	0.00	0.00	0.00	0.00	0.00	0.00
I.M.R.F./Soc. Sec. Fund		MEDICARE	0.00	0.00	0.00	0.00	0.00	0.00	0.00
I.M.R.F./Soc. Sec. Fund	5113021402	ART MEDICARE	3,381.86	268.52	0.00	0.00	2,393.49	988.37	29.23
I.M.R.F./Soc. Sec. Fund	5113021405	ENGLISH/DRAMA	25,569.92	2,065.52	0.00	0.00	17,458.35	8,111.57	31.72
I.M.R.F./Soc. Sec. Fund	5113021406	FOREIGN LANG MEDICARE	11,713.99	987.95	0.00	0.00	7,935.23	3,778.76	32.26
I.M.R.F./Soc. Sec. Fund	5113021411	MATH MEDICARE	20,947.63	1,623.87	0.00	0.00	14,586.91	6,360.72	30.36
I.M.R.F./Soc. Sec. Fund	5113021412	MUSIC MEDICARE	3,812.59	297.89	0.00	0.00	2,636.60	1,175.99	30.84
I.M.R.F./Soc. Sec. Fund	5113021413	NAT SCIENCE MEDICARE	20,947.63	1,591.90	0.00	0.00	14,647.80	6,299.83	30.07
I.M.R.F./Soc. Sec. Fund	5113021415	SOC SCIENCE MEDICARE	19,074.43	1,527.31	0.00	0.00	13,000.50	6,073.93	31.84
I.M.R.F./Soc. Sec. Fund	5113021421	DRIVER ED MEDICARE	0.00	0.00	0.00	0.00	0.00	0.00	0.00
I.M.R.F./Soc. Sec. Fund	5113021427	DEPT CHAIR MEDICARE	10,946.08	871.84	0.00	0.00	7,431.44	3,514.64	32.11

## Expenditure Report

Fiscal Year: 2022-2023  
Month: October

COUNTY OF GRUNDY SCHOOL DIST 111

Fund Description	Account	Account Description	Revised Budget	MTD Activity	Encumbrance	Pending Activity	Available Funds	Year to Date Activity	Percent of Budget Used
I.M.R.F./Soc. Sec. Fund	5113021450	PHYS ED MEDICARE	18,224.38	1,407.05	0.00	0.00	12,692.69	5,531.69	30.35
I.M.R.F./Soc. Sec. Fund	50-1200-	IDEA PART B SP ED	0.00	0.00	0.00	0.00	0.00	0.00	0.00
I.M.R.F./Soc. Sec. Fund	50-1200-	IDEA SP ED LOCAL (RM)	0.00	0.00	0.00	0.00	0.00	0.00	0.00
I.M.R.F./Soc. Sec. Fund		SPEC ED AIDE IMRF	15,214.47	952.40	0.00	0.00	11,600.99	3,613.48	23.75
I.M.R.F./Soc. Sec. Fund		SPEC ED SEC IMRF	3,800.00	319.18	0.00	0.00	2,523.28	1,276.72	33.60
I.M.R.F./Soc. Sec. Fund	50-1200-	IDEA PART B SP ED	0.00	0.00	0.00	0.00	0.00	0.00	0.00
I.M.R.F./Soc. Sec. Fund	50-1200-	IDEA SP ED LOCAL (FR)	0.00	0.00	0.00	0.00	0.00	0.00	0.00
I.M.R.F./Soc. Sec. Fund		SPEC ED AIDE FICA	9,929.44	579.10	0.00	0.00	7,688.15	2,241.29	22.57
I.M.R.F./Soc. Sec. Fund		SPEC ED SEC FICA	2,500.00	193.68	0.00	0.00	1,725.28	774.72	30.99
I.M.R.F./Soc. Sec. Fund	50-1200-	SPECIAL ED SALARY	18,579.27	1,424.44	0.00	0.00	12,844.16	5,735.11	30.87
I.M.R.F./Soc. Sec. Fund		SPEC ED MEDICARE	0.00	0.00	0.00	0.00	0.00	0.00	0.00
I.M.R.F./Soc. Sec. Fund		SPEC ED AIDE MEDICARE	2,322.21	135.43	0.00	0.00	1,790.23	531.98	22.91
I.M.R.F./Soc. Sec. Fund		SPEC ED SEC MEDICARE	560.98	45.30	0.00	0.00	379.78	181.20	32.30
I.M.R.F./Soc. Sec. Fund	51250212	COOP HOMEBOUND/HOSP	0.00	0.00	0.00	0.00	0.00	0.00	0.00
I.M.R.F./Soc. Sec. Fund	51250213	COOP HOMEBOUND/HOSP	0.00	0.00	0.00	0.00	0.00	0.00	0.00
I.M.R.F./Soc. Sec. Fund	51250214	COOP HB/HOSP	0.00	0.00	0.00	0.00	0.00	0.00	0.00
I.M.R.F./Soc. Sec. Fund	50-1400-	CTE SALARY IMRF	0.00	0.00	0.00	0.00	0.00	0.00	0.00
I.M.R.F./Soc. Sec. Fund	51400213	VOC ED GRANT FICA	0.00	0.00	0.00	0.00	0.00	0.00	0.00
I.M.R.F./Soc. Sec. Fund	51400214	VOC ED GRANT MEDICARE	4,311.68	337.85	0.00	0.00	3,004.11	1,307.57	30.33
I.M.R.F./Soc. Sec. Fund	5140021410	IND TECH MEDICARE	3,488.85	224.23	0.00	0.00	2,560.87	927.98	26.60
I.M.R.F./Soc. Sec. Fund	5140121401	AG MEDICARE	3,650.55	288.54	0.00	0.00	2,523.24	1,127.31	30.88
I.M.R.F./Soc. Sec. Fund	5140721403	BUSINESS ED MEDICARE	3,350.37	277.00	0.00	0.00	2,275.74	1,074.63	32.07
I.M.R.F./Soc. Sec. Fund	51410214	VIDEO EDIT MEDICARE	0.00	0.00	0.00	0.00	0.00	0.00	0.00
I.M.R.F./Soc. Sec. Fund	5141121430	INST. TECH MEDICARE	1,238.58	97.52	0.00	0.00	853.84	384.74	31.06

## Expenditure Report

Fiscal Year: 2022-2023  
Month: October

COUNTY OF GRUNDY SCHOOL DIST 111

Fund Description	Account	Account Description	Revised Budget	MTD Activity	Encumbrance	Pending Activity	Available Funds	Year to Date Activity	Percent of Budget Used
I.M.R.F./Soc. Sec. Fund	51417212	ATHLETIC TRAINER IMRF	5,466.00	669.71	0.00	0.00	3,372.25	2,093.75	38.30
I.M.R.F./Soc. Sec. Fund	51417213	ATHLETIC TRAINER FICA	3,567.28	413.64	0.00	0.00	2,279.14	1,288.14	36.11
I.M.R.F./Soc. Sec. Fund	51417214	ATHLETIC TRAINER	834.28	96.74	0.00	0.00	533.00	301.28	36.11
I.M.R.F./Soc. Sec. Fund	5142021409	FAM/CONS SCI MEDICARE	3,640.46	303.74	0.00	0.00	2,527.23	1,113.23	30.58
I.M.R.F./Soc. Sec. Fund	50-1500-212	INVITATIONAL WKRS (RM)	0.00	0.00	0.00	0.00	0.00	0.00	0.00
I.M.R.F./Soc. Sec. Fund	5150021230	ATHLETIC DIR SECY IMRF	0.00	0.00	0.00	0.00	0.00	0.00	0.00
I.M.R.F./Soc. Sec. Fund		ATHLETIC DIR SECY IMRF	5,058.82	439.32	0.00	0.00	3,301.54	1,757.28	34.74
I.M.R.F./Soc. Sec. Fund		ATHLETIC IMRF	3,000.00	643.70	0.00	0.00	1,875.70	1,124.30	37.48
I.M.R.F./Soc. Sec. Fund		ATH/ACT	495.98	43.06	0.00	0.00	306.72	189.26	38.16
I.M.R.F./Soc. Sec. Fund		50 E 1500 2120 30 300	0.00	14.26	0.00	0.00	-35.64	35.64	0.00
I.M.R.F./Soc. Sec. Fund		TECH DIR IMRF	488.07	42.38	0.00	0.00	318.54	169.53	34.73
I.M.R.F./Soc. Sec. Fund		ATH/ACT	0.00	0.00	0.00	0.00	0.00	0.00	0.00
I.M.R.F./Soc. Sec. Fund		ATH/ACT	345.56	65.91	0.00	0.00	123.93	221.63	64.14
I.M.R.F./Soc. Sec. Fund	51500212	MAIN OFFICE IMRF	0.00	0.00	0.00	0.00	0.00	0.00	0.00
I.M.R.F./Soc. Sec. Fund	5150021270	ACTIVITY DIR SECY IMRF	5,058.82	401.14	0.00	0.00	3,454.26	1,604.56	31.72
I.M.R.F./Soc. Sec. Fund		ATH/ACT	0.00	0.00	0.00	0.00	0.00	0.00	0.00
I.M.R.F./Soc. Sec. Fund		ATH/ACT	1,000.00	11.42	0.00	0.00	723.56	276.44	27.64
I.M.R.F./Soc. Sec. Fund		ATH/ACT	0.00	0.00	0.00	0.00	0.00	0.00	0.00
I.M.R.F./Soc. Sec. Fund		ATH/ACT	0.00	0.00	0.00	0.00	0.00	0.00	0.00
I.M.R.F./Soc. Sec. Fund		ATH/ACT	408.31	21.45	0.00	0.00	322.53	85.78	21.01
I.M.R.F./Soc. Sec. Fund		ATH/ACT	325.00	0.00	0.00	0.00	176.05	148.95	45.83
I.M.R.F./Soc. Sec. Fund		50 E 1500 2120 70 300	0.00	15.40	0.00	0.00	-38.50	38.50	0.00
I.M.R.F./Soc. Sec. Fund	50-1500-213	INVITATIONAL WKRS (FR)	0.00	0.00	0.00	0.00	0.00	0.00	0.00
I.M.R.F./Soc. Sec. Fund	5150021330	GOLF COACH FICA	0.00	0.00	0.00	0.00	0.00	0.00	0.00

## Expenditure Report

Fiscal Year: 2022-2023  
Month: October

COUNTY OF GRUNDY SCHOOL DIST 111

Fund Description	Account	Account Description	Revised Budget	MTD Activity	Encumbrance	Pending Activity	Available Funds	Year to Date Activity	Percent of Budget Used
I.M.R.F./Soc. Sec. Fund		ATH/ACT	3,000.00	251.68	0.00	0.00	1,993.28	1,006.72	33.56
I.M.R.F./Soc. Sec. Fund		ATH/ACT	2,500.00	403.12	0.00	0.00	1,795.93	704.07	28.16
I.M.R.F./Soc. Sec. Fund		ATH/ACT	470.82	0.00	0.00	0.00	470.82	0.00	0.00
I.M.R.F./Soc. Sec. Fund		ATH/ACT	161.85	0.00	0.00	0.00	161.85	0.00	0.00
I.M.R.F./Soc. Sec. Fund		ATH/ACT	1,015.21	360.47	0.00	0.00	294.27	720.94	71.01
I.M.R.F./Soc. Sec. Fund		ATH/ACT	588.06	0.00	0.00	0.00	588.06	0.00	0.00
I.M.R.F./Soc. Sec. Fund		ATH/ACT	323.69	26.98	0.00	0.00	205.13	118.56	36.63
I.M.R.F./Soc. Sec. Fund		ATH/ACT	1,480.26	8.92	0.00	0.00	1,457.95	22.31	1.51
I.M.R.F./Soc. Sec. Fund		ATH/ACT	318.48	26.54	0.00	0.00	212.33	106.15	33.33
I.M.R.F./Soc. Sec. Fund		ATH/ACT	1,738.38	569.35	0.00	0.00	869.20	869.18	50.00
I.M.R.F./Soc. Sec. Fund		50 E 1500 2130 30 300	0.00	269.52	0.00	0.00	-539.04	539.04	0.00
I.M.R.F./Soc. Sec. Fund		ATH/ACT	323.70	0.00	0.00	0.00	323.70	0.00	0.00
I.M.R.F./Soc. Sec. Fund		ATH/ACT	246.02	0.00	0.00	0.00	246.02	0.00	0.00
I.M.R.F./Soc. Sec. Fund		ATH/ACT	588.52	0.00	0.00	0.00	588.52	0.00	0.00
I.M.R.F./Soc. Sec. Fund		ATH/ACT	1,774.08	0.00	0.00	0.00	1,774.08	0.00	0.00
I.M.R.F./Soc. Sec. Fund		ATH/ACT	1,459.94	41.28	0.00	0.00	1,321.13	138.81	9.51
I.M.R.F./Soc. Sec. Fund	51500213	MAIN OFFICE FICA	0.00	0.00	0.00	0.00	0.00	0.00	0.00
I.M.R.F./Soc. Sec. Fund	5150021370	ACTIVITIES FICA	3,000.00	233.04	0.00	0.00	2,067.84	932.16	31.07
I.M.R.F./Soc. Sec. Fund		ATH/ACT	0.00	0.00	0.00	0.00	0.00	0.00	0.00
I.M.R.F./Soc. Sec. Fund		ATH/ACT	923.39	26.87	0.00	0.00	709.13	214.26	23.20
I.M.R.F./Soc. Sec. Fund		ATH/ACT	0.00	0.00	0.00	0.00	0.00	0.00	0.00
I.M.R.F./Soc. Sec. Fund		ATH/ACT	52.64	0.00	0.00	0.00	52.64	0.00	0.00
I.M.R.F./Soc. Sec. Fund		ATH/ACT	516.83	96.72	0.00	0.00	323.39	193.44	37.43
I.M.R.F./Soc. Sec. Fund		ATH/ACT	105.28	0.00	0.00	0.00	105.28	0.00	0.00

## Expenditure Report

Fiscal Year: 2022-2023  
Month: October

COUNTY OF GRUNDY SCHOOL DIST 111

Fund Description	Account	Account Description	Revised Budget	MTD Activity	Encumbrance	Pending Activity	Available Funds	Year to Date Activity	Percent of Budget Used
I.M.R.F./Soc. Sec. Fund		ATH/ACT	115.80	0.00	0.00	0.00	115.80	0.00	0.00
I.M.R.F./Soc. Sec. Fund		ATH/ACT	177.32	0.00	0.00	0.00	177.32	0.00	0.00
I.M.R.F./Soc. Sec. Fund		ATH/ACT	307.27	0.00	0.00	0.00	307.27	0.00	0.00
I.M.R.F./Soc. Sec. Fund		ATH/ACT	266.48	13.43	0.00	0.00	212.74	53.74	20.17
I.M.R.F./Soc. Sec. Fund		ATH/ACT	500.00	0.00	0.00	0.00	287.76	212.24	42.45
I.M.R.F./Soc. Sec. Fund		ATH/ACT	126.33	0.00	0.00	0.00	126.33	0.00	0.00
I.M.R.F./Soc. Sec. Fund		ATH/ACT	354.64	26.78	0.00	0.00	315.21	39.43	11.12
I.M.R.F./Soc. Sec. Fund		50 E 1500 2130 70 300	0.00	9.66	0.00	0.00	-24.14	24.14	0.00
I.M.R.F./Soc. Sec. Fund	50-1500-214	INVITATIONAL WKRS (MR)	0.00	0.00	0.00	0.00	0.00	0.00	0.00
I.M.R.F./Soc. Sec. Fund	5150021530	ASST ATHLETIC DIR	0.00	0.00	0.00	0.00	0.00	0.00	0.00
I.M.R.F./Soc. Sec. Fund	50-1500-	ASST ATHLETIC DIR	0.00	0.00	0.00	0.00	0.00	0.00	0.00
I.M.R.F./Soc. Sec. Fund	5150021430	ATHLETIC MEDICARE	3,485.09	275.72	0.00	0.00	2,382.21	1,102.88	31.65
I.M.R.F./Soc. Sec. Fund		ATH/ACT	963.93	76.80	0.00	0.00	657.75	306.18	31.76
I.M.R.F./Soc. Sec. Fund		ATH/ACT	1,500.00	268.28	0.00	0.00	1,006.16	493.84	32.92
I.M.R.F./Soc. Sec. Fund		ATH/ACT	182.45	15.20	0.00	0.00	122.26	60.19	32.99
I.M.R.F./Soc. Sec. Fund		ATH/ACT	569.39	19.34	0.00	0.00	492.03	77.36	13.59
I.M.R.F./Soc. Sec. Fund		ATH/ACT	189.27	15.78	0.00	0.00	132.76	56.51	29.86
I.M.R.F./Soc. Sec. Fund		ATH/ACT	483.37	31.38	0.00	0.00	349.35	134.02	27.73
I.M.R.F./Soc. Sec. Fund		ATH/ACT	256.36	21.36	0.00	0.00	164.92	91.44	35.67
I.M.R.F./Soc. Sec. Fund		ATH/ACT	443.35	134.43	0.00	0.00	129.29	314.06	70.84
I.M.R.F./Soc. Sec. Fund		ATH/ACT	345.94	30.98	0.00	0.00	219.89	126.05	36.44
I.M.R.F./Soc. Sec. Fund		ATH/ACT	1,046.64	160.00	0.00	0.00	592.95	453.69	43.35
I.M.R.F./Soc. Sec. Fund		ATH/ACT	689.73	46.50	0.00	0.00	501.87	187.86	27.24
I.M.R.F./Soc. Sec. Fund		ATH/ACT	432.12	28.57	0.00	0.00	315.44	116.68	27.00

## Expenditure Report

Fiscal Year: 2022-2023  
Month: October

COUNTY OF GRUNDY SCHOOL DIST 111

Fund Description	Account	Account Description	Revised Budget	MTD Activity	Encumbrance	Pending Activity	Available Funds	Year to Date Activity	Percent of Budget Used
I.M.R.F./Soc. Sec. Fund		ATH/ACT	574.78	22.62	0.00	0.00	483.40	91.38	15.90
I.M.R.F./Soc. Sec. Fund		ATH/ACT	184.47	15.00	0.00	0.00	134.42	50.05	27.13
I.M.R.F./Soc. Sec. Fund		ATH/ACT	325.43	27.16	0.00	0.00	216.88	108.55	33.36
I.M.R.F./Soc. Sec. Fund		ATH/ACT	406.56	133.16	0.00	0.00	203.28	203.28	50.00
I.M.R.F./Soc. Sec. Fund		ATH/ACT	448.18	79.37	0.00	0.00	238.54	209.64	46.78
I.M.R.F./Soc. Sec. Fund		ATH/ACT	514.70	37.13	0.00	0.00	367.03	147.67	28.69
I.M.R.F./Soc. Sec. Fund		ATH/ACT	164.79	8.94	0.00	0.00	129.83	34.96	21.21
I.M.R.F./Soc. Sec. Fund		ATH/ACT	132.67	11.06	0.00	0.00	89.06	43.61	32.87
I.M.R.F./Soc. Sec. Fund		ATH/ACT	468.84	42.49	0.00	0.00	320.42	148.42	31.66
I.M.R.F./Soc. Sec. Fund		ATH/ACT	452.40	26.24	0.00	0.00	338.83	113.57	25.10
I.M.R.F./Soc. Sec. Fund		ATH/ACT	270.78	4.00	0.00	0.00	260.79	9.99	3.69
I.M.R.F./Soc. Sec. Fund		ATH/ACT	222.83	9.66	0.00	0.00	190.34	32.49	14.58
I.M.R.F./Soc. Sec. Fund		ATH/ACT	220.59	18.38	0.00	0.00	174.63	45.96	20.84
I.M.R.F./Soc. Sec. Fund		50 E 1500 2140 30 300	189.27	15.78	0.00	0.00	149.82	39.45	20.84
I.M.R.F./Soc. Sec. Fund	5150021470	ACTIVITIES MEDICARE	1,523.83	122.62	0.00	0.00	1,044.96	478.87	31.43
I.M.R.F./Soc. Sec. Fund		ATH/ACT	769.69	55.76	0.00	0.00	546.02	223.67	29.06
I.M.R.F./Soc. Sec. Fund		ATH/ACT	326.96	27.24	0.00	0.00	218.62	108.34	33.14
I.M.R.F./Soc. Sec. Fund		ATH/ACT	435.00	23.69	0.00	0.00	319.13	115.87	26.64
I.M.R.F./Soc. Sec. Fund		ATH/ACT	73.98	6.18	0.00	0.00	49.69	24.29	32.83
I.M.R.F./Soc. Sec. Fund		ATH/ACT	178.81	14.90	0.00	0.00	119.66	59.15	33.08
I.M.R.F./Soc. Sec. Fund		ATH/ACT	75.63	8.37	0.00	0.00	49.05	26.58	35.14
I.M.R.F./Soc. Sec. Fund		50 E 1500 2140 70 300	0.00	1.02	0.00	0.00	-2.55	2.55	0.00
I.M.R.F./Soc. Sec. Fund		ATH/ACT	35.96	3.00	0.00	0.00	24.23	11.73	32.62
I.M.R.F./Soc. Sec. Fund		ATH/ACT	304.30	25.33	0.00	0.00	204.66	99.64	32.74

## Expenditure Report

Fiscal Year: 2022-2023  
Month: October

COUNTY OF GRUNDY SCHOOL DIST 111

Fund Description	Account	Account Description	Revised Budget	MTD Activity	Encumbrance	Pending Activity	Available Funds	Year to Date Activity	Percent of Budget Used
I.M.R.F./Soc. Sec. Fund		ATH/ACT	143.26	11.94	0.00	0.00	95.50	47.76	33.34
I.M.R.F./Soc. Sec. Fund		ATH/ACT	132.33	11.02	0.00	0.00	81.77	50.56	38.21
I.M.R.F./Soc. Sec. Fund		ATH/ACT	80.98	6.50	0.00	0.00	54.98	26.00	32.11
I.M.R.F./Soc. Sec. Fund		ATH/ACT	269.10	7.23	0.00	0.00	236.48	32.62	12.12
I.M.R.F./Soc. Sec. Fund		ATH/ACT	242.90	22.06	0.00	0.00	163.54	79.36	32.67
I.M.R.F./Soc. Sec. Fund		ATH/ACT	47.95	0.00	0.00	0.00	44.16	3.79	7.90
I.M.R.F./Soc. Sec. Fund		ATH/ACT	136.76	3.80	0.00	0.00	121.56	15.20	11.11
I.M.R.F./Soc. Sec. Fund		ATH/ACT	33.43	2.80	0.00	0.00	22.23	11.20	33.50
I.M.R.F./Soc. Sec. Fund		ATH/ACT	105.56	8.80	0.00	0.00	70.42	35.14	33.29
I.M.R.F./Soc. Sec. Fund		ATH/ACT	30.39	0.00	0.00	0.00	26.57	3.82	12.57
I.M.R.F./Soc. Sec. Fund		ATH/ACT	52.78	4.42	0.00	0.00	35.61	17.17	32.53
I.M.R.F./Soc. Sec. Fund		ATH/ACT	32.01	2.66	0.00	0.00	21.37	10.64	33.24
I.M.R.F./Soc. Sec. Fund		ATH/ACT	169.07	14.10	0.00	0.00	113.56	55.51	32.83
I.M.R.F./Soc. Sec. Fund		ATH/ACT	77.60	6.48	0.00	0.00	51.71	25.89	33.36
I.M.R.F./Soc. Sec. Fund		ATH/ACT	120.87	25.15	0.00	0.00	65.49	55.38	45.82
I.M.R.F./Soc. Sec. Fund		ATH/ACT	24.62	2.06	0.00	0.00	19.47	5.15	20.92
I.M.R.F./Soc. Sec. Fund		ATH/ACT	42.55	3.54	0.00	0.00	28.39	14.16	33.28
I.M.R.F./Soc. Sec. Fund		ATH/ACT	41.86	3.48	0.00	0.00	27.94	13.92	33.25
I.M.R.F./Soc. Sec. Fund		ATH/ACT	87.40	7.28	0.00	0.00	58.34	29.06	33.25
I.M.R.F./Soc. Sec. Fund		ATH/ACT	41.86	3.48	0.00	0.00	27.94	13.92	33.25
I.M.R.F./Soc. Sec. Fund		ATH/ACT	30.39	0.00	0.00	0.00	30.39	0.00	0.00
I.M.R.F./Soc. Sec. Fund		ATH/ACT	57.75	4.82	0.00	0.00	38.50	19.25	33.33
I.M.R.F./Soc. Sec. Fund		ATH/ACT	39.51	1.64	0.00	0.00	30.46	9.05	22.91
I.M.R.F./Soc. Sec. Fund		ATH/ACT	24.62	0.00	0.00	0.00	24.62	0.00	0.00

## Expenditure Report

Fiscal Year: 2022-2023  
Month: October

COUNTY OF GRUNDY SCHOOL DIST 111

Fund Description	Account	Account Description	Revised Budget	MTD Activity	Encumbrance	Pending Activity	Available Funds	Year to Date Activity	Percent of Budget Used
I.M.R.F./Soc. Sec. Fund		ATH/ACT	27.08	2.26	0.00	0.00	18.35	8.73	32.24
I.M.R.F./Soc. Sec. Fund		ATH/ACT	27.08	0.00	0.00	0.00	27.08	0.00	0.00
I.M.R.F./Soc. Sec. Fund		ATH/ACT	29.55	2.47	0.00	0.00	19.69	9.86	33.37
I.M.R.F./Soc. Sec. Fund		ATH/ACT	69.86	5.82	0.00	0.00	47.04	22.82	32.67
I.M.R.F./Soc. Sec. Fund		ATH/ACT	123.49	6.82	0.00	0.00	96.96	26.53	21.48
I.M.R.F./Soc. Sec. Fund		ATH/ACT	29.54	2.44	0.00	0.00	19.72	9.82	33.24
I.M.R.F./Soc. Sec. Fund		ATH/ACT	71.86	0.00	0.00	0.00	71.86	0.00	0.00
I.M.R.F./Soc. Sec. Fund		ATH/ACT	62.32	3.14	0.00	0.00	45.95	16.37	26.27
I.M.R.F./Soc. Sec. Fund		ATH/ACT	30.39	3.04	0.00	0.00	18.62	11.77	38.73
I.M.R.F./Soc. Sec. Fund		ATH/ACT	507.50	0.00	0.00	0.00	-110.05	617.55	121.68
I.M.R.F./Soc. Sec. Fund		ATH/ACT	29.55	0.00	0.00	0.00	29.55	0.00	0.00
I.M.R.F./Soc. Sec. Fund		ATH/ACT	39.51	3.30	0.00	0.00	26.75	12.76	32.30
I.M.R.F./Soc. Sec. Fund		ATH/ACT	82.94	6.27	0.00	0.00	73.71	9.23	11.13
I.M.R.F./Soc. Sec. Fund		ATH/ACT	21.75	1.82	0.00	0.00	13.12	8.63	39.68
I.M.R.F./Soc. Sec. Fund		ATH/ACT	100.79	8.40	0.00	0.00	61.05	39.74	39.43
I.M.R.F./Soc. Sec. Fund		ATH/ACT	49.24	4.12	0.00	0.00	38.94	10.30	20.92
I.M.R.F./Soc. Sec. Fund		ATH/ACT	27.08	2.26	0.00	0.00	21.43	5.65	20.86
I.M.R.F./Soc. Sec. Fund		ATH/ACT	59.09	4.92	0.00	0.00	46.79	12.30	20.82
I.M.R.F./Soc. Sec. Fund		ATH/ACT	27.08	2.26	0.00	0.00	21.43	5.65	20.86
I.M.R.F./Soc. Sec. Fund		ATH/ACT	24.62	2.06	0.00	0.00	19.47	5.15	20.92
I.M.R.F./Soc. Sec. Fund		ATH/ACT	36.47	3.05	0.00	0.00	28.86	7.61	20.87
I.M.R.F./Soc. Sec. Fund		ATH/ACT	33.43	2.78	0.00	0.00	26.48	6.95	20.79
I.M.R.F./Soc. Sec. Fund	50-1600-	SUMMER SCHOOL SALARY	0.00	0.00	0.00	0.00	0.00	0.00	0.00
I.M.R.F./Soc. Sec. Fund	50-1600-	SUMMER SCHOOL SALARY	0.00	0.00	0.00	0.00	0.00	0.00	0.00

## Expenditure Report

Fiscal Year: 2022-2023  
Month: October

COUNTY OF GRUNDY SCHOOL DIST 111

Fund Description	Account	Account Description	Revised Budget	MTD Activity	Encumbrance	Pending Activity	Available Funds	Year to Date Activity	Percent of Budget Used
I.M.R.F./Soc. Sec. Fund	51600214	SUMMER SCHOOL	0.00	0.00	0.00	0.00	0.00	0.00	0.00
I.M.R.F./Soc. Sec. Fund	50-1700-	SUMMER DR ED SALARY	0.00	0.00	0.00	0.00	0.00	0.00	0.00
I.M.R.F./Soc. Sec. Fund	50-1700-	SUMMER DR ED SALARY	0.00	0.00	0.00	0.00	0.00	0.00	0.00
I.M.R.F./Soc. Sec. Fund	5170021430	SUMMER DR ED	0.00	0.00	0.00	0.00	0.00	0.00	0.00
I.M.R.F./Soc. Sec. Fund	5170021421	DRIVER ED MEDICARE	6,547.78	512.10	0.00	0.00	4,534.63	2,013.15	30.75
I.M.R.F./Soc. Sec. Fund	51900212	MINOOKA ACADEMY SECY	0.00	0.00	0.00	0.00	0.00	0.00	245 0.00
I.M.R.F./Soc. Sec. Fund		MINOOKA ACADEMY SECY	3,257.66	282.90	0.00	0.00	2,140.45	1,117.21	34.29
I.M.R.F./Soc. Sec. Fund	51900213	MINOOKA ACADEMY SECY	0.00	0.00	0.00	0.00	0.00	0.00	0.00
I.M.R.F./Soc. Sec. Fund		MINOOKA ACADEMY SECY	2,126.05	157.92	0.00	0.00	1,503.39	622.66	29.29
I.M.R.F./Soc. Sec. Fund	51900214	MINOOKA ACADEMY	1,531.03	121.88	0.00	0.00	1,047.21	483.82	31.60
I.M.R.F./Soc. Sec. Fund		MINOOKA ACADEMY SECY	497.22	36.94	0.00	0.00	351.59	145.63	29.29
I.M.R.F./Soc. Sec. Fund	50-2100-	MAIN OFFICE SECY	0.00	0.00	0.00	0.00	0.00	0.00	0.00
I.M.R.F./Soc. Sec. Fund		MAIN OFFICE SECY	3,517.49	311.96	0.00	0.00	2,297.66	1,219.83	34.68
I.M.R.F./Soc. Sec. Fund	521002121	MINOOKA ACADEMY DIR	0.00	0.00	0.00	0.00	0.00	0.00	0.00
I.M.R.F./Soc. Sec. Fund	50-2100-	DIR OF STUDENT SERV	0.00	0.00	0.00	0.00	0.00	0.00	0.00
I.M.R.F./Soc. Sec. Fund	50-2100-	MAIN OFFICE SECY	0.00	0.00	0.00	0.00	0.00	0.00	0.00
I.M.R.F./Soc. Sec. Fund		MAIN OFFICE SECY	2,295.62	187.96	0.00	0.00	1,552.03	743.59	32.39
I.M.R.F./Soc. Sec. Fund	521002131	MINOOKA ACADEMY DIR	0.00	0.00	0.00	0.00	0.00	0.00	0.00
I.M.R.F./Soc. Sec. Fund	50-2100-	DIR OF STUDENT SERV	0.00	0.00	0.00	0.00	0.00	0.00	0.00
I.M.R.F./Soc. Sec. Fund	52100214	ASST PRIN-LEARN MED	0.00	0.00	0.00	0.00	0.00	0.00	0.00
I.M.R.F./Soc. Sec. Fund		MAIN OFFICE SECY	536.88	43.96	0.00	0.00	362.95	173.93	32.40
I.M.R.F./Soc. Sec. Fund	50-2100-	DIR STUDENT SERV. SA	1,942.34	161.86	0.00	0.00	1,294.90	647.44	33.33
I.M.R.F./Soc. Sec. Fund	52100215	DIR OF STUD SER	0.00	0.00	0.00	0.00	0.00	0.00	0.00
I.M.R.F./Soc. Sec. Fund	50-2110-212	TITLE 1 SALARIES IMRF	2,136.79	0.00	0.00	0.00	2,136.79	0.00	0.00

## Expenditure Report

Fiscal Year: 2022-2023  
Month: October

COUNTY OF GRUNDY SCHOOL DIST 111

Fund Description	Account	Account Description	Revised Budget	MTD Activity	Encumbrance	Pending Activity	Available Funds	Year to Date Activity	Percent of Budget Used
I.M.R.F./Soc. Sec. Fund	50-2110-213	TITLE 1 SALARIES FICA	1,394.54	0.00	0.00	0.00	1,394.54	0.00	0.00
I.M.R.F./Soc. Sec. Fund	50-2110-214	TITLE 1 SALARIES	503.78	24.00	0.00	0.00	409.03	94.75	18.81
I.M.R.F./Soc. Sec. Fund	52113214	SOCIAL WORKER	3,419.10	269.14	0.00	0.00	2,306.14	1,112.96	32.55
I.M.R.F./Soc. Sec. Fund	50-2120-	GUIDANCE SALARY (RM)	0.00	0.00	0.00	0.00	0.00	0.00	0.00
I.M.R.F./Soc. Sec. Fund	50-2120-	GUIDANCE SALARY (FR)	0.00	0.00	0.00	0.00	0.00	0.00	0.00
I.M.R.F./Soc. Sec. Fund		50 E 2120 2130 00 300	0.00	0.00	0.00	0.00	0.00	0.00	0.00
I.M.R.F./Soc. Sec. Fund	52120214	GUIDANCE MEDICARE	6,919.25	522.88	0.00	0.00	4,592.92	2,326.33	33.62
I.M.R.F./Soc. Sec. Fund		ESSER MEDICARE	1,639.51	53.60	0.00	0.00	1,420.80	218.71	13.34
I.M.R.F./Soc. Sec. Fund	521252120	REGISTRAR IMRF	4,325.59	382.59	0.00	0.00	2,594.16	1,731.43	40.03
I.M.R.F./Soc. Sec. Fund	521252121	STDNT CENTER IMRF	4,396.52	376.76	0.00	0.00	3,318.90	1,077.62	24.51
I.M.R.F./Soc. Sec. Fund	521252122	ASST REGISTRAR IMRF	3,182.60	140.32	0.00	0.00	1,993.31	1,189.29	37.37
I.M.R.F./Soc. Sec. Fund	52125213	REGISTRAR FICA	2,823.02	212.12	0.00	0.00	1,848.59	974.43	34.52
I.M.R.F./Soc. Sec. Fund	521252131	STDNT CENTER FICA	2,869.31	218.58	0.00	0.00	2,211.83	657.48	22.91
I.M.R.F./Soc. Sec. Fund	521252132	ASST REGISTRAR FICA	2,084.58	87.87	0.00	0.00	1,339.79	744.79	35.73
I.M.R.F./Soc. Sec. Fund	52125214	REGISTRAR MEDICARE	660.22	49.60	0.00	0.00	432.33	227.89	34.52
I.M.R.F./Soc. Sec. Fund		ACAD RESOURCE CTR	671.05	51.12	0.00	0.00	517.29	153.76	22.91
I.M.R.F./Soc. Sec. Fund		ASST REGISTRAR	485.76	20.55	0.00	0.00	311.57	174.19	35.86
I.M.R.F./Soc. Sec. Fund	52134212	NURSE IMRF	4,400.75	404.00	0.00	0.00	2,412.64	1,988.11	45.18
I.M.R.F./Soc. Sec. Fund	521342122	NURSE IMRF S.C.	9,635.29	571.94	0.00	0.00	7,413.48	2,221.81	23.06
I.M.R.F./Soc. Sec. Fund	52134213	NURSE FICA	2,872.09	253.00	0.00	0.00	1,626.99	1,245.10	43.35
I.M.R.F./Soc. Sec. Fund	521342132	NURSE FICA S.C.	6,288.29	358.18	0.00	0.00	4,896.87	1,391.42	22.13
I.M.R.F./Soc. Sec. Fund	50-2134-	NURSE SALARY (MR)	671.70	59.18	0.00	0.00	380.49	291.21	43.35
I.M.R.F./Soc. Sec. Fund	50-2134-	NURSE SALARY S.C. (MR)	1,470.65	83.76	0.00	0.00	1,145.26	325.39	22.13
I.M.R.F./Soc. Sec. Fund	50-2140-214	PSYCHOLOGIST SALARY	2,343.58	200.86	0.00	0.00	1,557.58	786.00	33.54

## Expenditure Report

Fiscal Year: 2022-2023  
Month: October

COUNTY OF GRUNDY SCHOOL DIST 111

Fund Description	Account	Account Description	Revised Budget	MTD Activity	Encumbrance	Pending Activity	Available Funds	Year to Date Activity	Percent of Budget Used
I.M.R.F./Soc. Sec. Fund	50-2190-	CSBO SALARY IMRF	4,061.95	0.00	0.00	0.00	3,109.75	952.20	23.44
I.M.R.F./Soc. Sec. Fund	50-2190-	CSBO SALARY FICA	3,121.70	294.98	0.00	0.00	1,914.91	1,206.79	38.66
I.M.R.F./Soc. Sec. Fund	52190214	BUSINESS MGR MEDICARE	869.81	69.00	0.00	0.00	587.54	282.27	32.45
I.M.R.F./Soc. Sec. Fund	50-2210-	PROF. DEVELOPMENT	0.00	0.00	0.00	0.00	0.00	0.00	0.00
I.M.R.F./Soc. Sec. Fund	50-2210-	DIR C/I SEC. SALARY IMRF	3,658.32	286.52	0.00	0.00	2,497.25	1,161.07	31.74
I.M.R.F./Soc. Sec. Fund	50-2210-	PROF. DEVELOPMENT	0.00	0.00	0.00	0.00	0.00	0.00	0.00
I.M.R.F./Soc. Sec. Fund	50-2210-	DIR C/I SEC. SALARY (FR)	2,153.23	167.46	0.00	0.00	1,473.67	679.56	31.56
I.M.R.F./Soc. Sec. Fund		TITLE II MEDICARE	65.00	0.00	0.00	0.00	65.00	0.00	0.00
I.M.R.F./Soc. Sec. Fund	50-2210-	DIRECTOR C/I SALARY	1,969.75	149.84	0.00	0.00	1,515.40	454.35	23.07
I.M.R.F./Soc. Sec. Fund		TITLE II MEDICARE	150.00	0.00	0.00	0.00	150.00	0.00	0.00
I.M.R.F./Soc. Sec. Fund		DIRECTOR C/I SEC	503.58	39.16	0.00	0.00	344.66	158.92	31.56
I.M.R.F./Soc. Sec. Fund	52212214	CURR DEVLOP/LEARN OBJ	0.00	0.00	0.00	0.00	0.00	0.00	0.00
I.M.R.F./Soc. Sec. Fund	52213212	STAFF DEVELOPMENT	0.00	0.00	0.00	0.00	0.00	0.00	0.00
I.M.R.F./Soc. Sec. Fund	52213213	STAFF DEVELOPMENT	0.00	0.00	0.00	0.00	0.00	0.00	0.00
I.M.R.F./Soc. Sec. Fund	52213214	TYPE 75 MEDICARE	0.00	0.00	0.00	0.00	0.00	0.00	0.00
I.M.R.F./Soc. Sec. Fund	52222212	LIBRARY IMRF	5,117.57	444.42	0.00	0.00	3,358.05	1,759.52	34.38
I.M.R.F./Soc. Sec. Fund	522222122	LIBRARY IMRF S.C.	2,628.38	228.26	0.00	0.00	1,713.92	914.46	34.79
I.M.R.F./Soc. Sec. Fund	52222213	LIBRARY FICA	3,339.89	278.32	0.00	0.00	2,237.97	1,101.92	32.99
I.M.R.F./Soc. Sec. Fund	522222132	LIB ASST FICA S.C.	1,715.37	131.78	0.00	0.00	1,187.35	528.02	30.78
I.M.R.F./Soc. Sec. Fund	52222214	LIBRARY MEDICARE	767.80	65.08	0.00	0.00	510.13	257.67	33.56
I.M.R.F./Soc. Sec. Fund		LIB ASST FICA	781.10	62.54	0.00	0.00	516.84	264.26	33.83
I.M.R.F./Soc. Sec. Fund	522222142	LIB ASST MEDICARE S.C.	401.17	30.82	0.00	0.00	277.69	123.48	30.78
I.M.R.F./Soc. Sec. Fund	52225212	TECH IMRF	9,180.11	797.22	0.00	0.00	5,970.67	3,209.44	34.96
I.M.R.F./Soc. Sec. Fund		NTSPEC IMRF	12,144.95	616.54	0.00	0.00	9,433.88	2,711.07	22.32

## Expenditure Report

Fiscal Year: 2022-2023  
Month: October

COUNTY OF GRUNDY SCHOOL DIST 111

Fund Description	Account	Account Description	Revised Budget	MTD Activity	Encumbrance	Pending Activity	Available Funds	Year to Date Activity	Percent of Budget Used
I.M.R.F./Soc. Sec. Fund	522252122	TECH IMRF S.C.	6,522.35	546.20	0.00	0.00	4,482.84	2,039.51	31.27
I.M.R.F./Soc. Sec. Fund	52225213	TECH FICA	6,617.49	478.00	0.00	0.00	4,062.25	2,555.24	38.61
I.M.R.F./Soc. Sec. Fund		NTSPEC FICA	7,926.18	371.05	0.00	0.00	6,288.61	1,637.57	20.66
I.M.R.F./Soc. Sec. Fund	522252132	TECH ASST FICA S.C.	6,289.45	340.58	0.00	0.00	5,018.12	1,271.33	20.21
I.M.R.F./Soc. Sec. Fund	52225214	TECH/CYBRARY AIDE	1,547.67	111.78	0.00	0.00	950.10	597.57	38.61
I.M.R.F./Soc. Sec. Fund		TECH ASST MEDICARE	1,027.75	86.78	0.00	0.00	644.76	382.99	37.26
I.M.R.F./Soc. Sec. Fund	50-2225-	TECH ASST SALARY S.C.	959.97	79.66	0.00	0.00	662.63	297.34	30.97
I.M.R.F./Soc. Sec. Fund	50-2300-212	TEST PROCTOR IMRF	0.00	0.00	0.00	0.00	0.00	0.00	0.00
I.M.R.F./Soc. Sec. Fund	50-2300-213	TEST PROCTOR FICA	0.00	0.00	0.00	0.00	0.00	0.00	0.00
I.M.R.F./Soc. Sec. Fund	50-2300-214	TEST PROCTOR	0.00	0.00	0.00	0.00	0.00	0.00	0.00
I.M.R.F./Soc. Sec. Fund	52310213	BOARD OF ED FICA	0.00	0.00	0.00	0.00	0.00	0.00	0.00
I.M.R.F./Soc. Sec. Fund	52310214	BOARD OF ED MEDICARE	0.00	0.00	0.00	0.00	0.00	0.00	0.00
I.M.R.F./Soc. Sec. Fund	52312212	BOARD SECY IMRF	0.00	0.00	0.00	0.00	0.00	0.00	0.00
I.M.R.F./Soc. Sec. Fund	52312213	BOARD SECY FICA	0.00	0.00	0.00	0.00	0.00	0.00	0.00
I.M.R.F./Soc. Sec. Fund	52313214	PERFORMANCE	0.00	0.00	0.00	0.00	0.00	0.00	0.00
I.M.R.F./Soc. Sec. Fund	52321212	SUPT SECY IMRF	5,162.06	448.28	0.00	0.00	3,368.94	1,793.12	34.74
I.M.R.F./Soc. Sec. Fund	52321213	SUPT SECY FICA	3,368.93	237.76	0.00	0.00	2,417.89	951.04	28.23
I.M.R.F./Soc. Sec. Fund	52321214	SUPT SECY MEDICARE	787.89	55.60	0.00	0.00	565.49	222.40	28.23
I.M.R.F./Soc. Sec. Fund		SUPT MEDICARE	2,726.00	218.46	0.00	0.00	1,852.16	873.84	32.06
I.M.R.F./Soc. Sec. Fund	52367212	CAMPUS MONITOR IMRF	0.00	0.00	0.00	0.00	0.00	0.00	0.00
I.M.R.F./Soc. Sec. Fund		NURSE IMRF	0.00	0.00	0.00	0.00	0.00	0.00	0.00
I.M.R.F./Soc. Sec. Fund		DEANS SECY IMRF	0.00	0.00	0.00	0.00	0.00	0.00	0.00
I.M.R.F./Soc. Sec. Fund	52367213	CAMPUS MONITOR FICA	0.00	0.00	0.00	0.00	0.00	0.00	0.00
I.M.R.F./Soc. Sec. Fund		NURSE FICE	0.00	0.00	0.00	0.00	0.00	0.00	0.00

## Expenditure Report

Fiscal Year: 2022-2023  
Month: October

COUNTY OF GRUNDY SCHOOL DIST 111

Fund Description	Account	Account Description	Revised Budget	MTD Activity	Encumbrance	Pending Activity	Available Funds	Year to Date Activity	Percent of Budget Used
I.M.R.F./Soc. Sec. Fund		DEANS SECY FICA	0.00	0.00	0.00	0.00	0.00	0.00	0.00
I.M.R.F./Soc. Sec. Fund	52367214	CAMPUS MONITOR	0.00	0.00	0.00	0.00	0.00	0.00	0.00
I.M.R.F./Soc. Sec. Fund		NURSE MEDICARE	0.00	0.00	0.00	0.00	0.00	0.00	0.00
I.M.R.F./Soc. Sec. Fund		DEANS SECY MEDICARE	0.00	0.00	0.00	0.00	0.00	0.00	0.00
I.M.R.F./Soc. Sec. Fund	52410212	PRINCIPAL SECY IMRF	3,992.14	346.69	0.00	0.00	2,576.07	1,416.07	35.47
I.M.R.F./Soc. Sec. Fund		AP SECY IMRF	5,566.31	483.38	0.00	0.00	3,592.48	1,973.83	35.46
I.M.R.F./Soc. Sec. Fund	52140213	PRINCIPAL SECY FICA	2,605.40	207.80	0.00	0.00	1,755.83	849.57	32.61
I.M.R.F./Soc. Sec. Fund		AP SECY FICA	3,632.75	299.74	0.00	0.00	2,417.85	1,214.90	33.44
I.M.R.F./Soc. Sec. Fund	52410214	PRINCIPAL SECY	609.33	48.60	0.00	0.00	410.64	198.69	32.61
I.M.R.F./Soc. Sec. Fund		PRINCIPAL MEDICARE	2,102.50	166.50	0.00	0.00	1,436.50	666.00	31.68
I.M.R.F./Soc. Sec. Fund		AP SECY MEDICARE	849.59	70.10	0.00	0.00	565.47	284.12	33.44
I.M.R.F./Soc. Sec. Fund		ASST PRINCIPAL	1,863.11	146.56	0.00	0.00	1,276.87	586.24	31.47
I.M.R.F./Soc. Sec. Fund		DEANS MEDICARE	4,885.35	360.40	0.00	0.00	3,404.01	1,481.34	30.32
I.M.R.F./Soc. Sec. Fund	524102142	PRINCIPAL MEDICARE S.C.	1,571.22	130.94	0.00	0.00	1,047.46	523.76	33.33
I.M.R.F./Soc. Sec. Fund	52490212	DEANS SECY IMRF	5,837.59	508.27	0.00	0.00	3,783.21	2,054.38	35.19
I.M.R.F./Soc. Sec. Fund	52490213	DEANS SECY FICA	3,809.79	274.49	0.00	0.00	2,698.52	1,111.27	29.17
I.M.R.F./Soc. Sec. Fund	52490214	DEANS OFFICE MEDICARE	891.00	64.20	0.00	0.00	631.14	259.86	29.16
I.M.R.F./Soc. Sec. Fund	50-2510-	CSBO SALARY IMRF	8,123.90	0.00	0.00	0.00	6,219.19	1,904.71	23.45
I.M.R.F./Soc. Sec. Fund	50-2510-	CSBO SALARY FICA	6,243.40	590.06	0.00	0.00	3,829.50	2,413.90	38.66
I.M.R.F./Soc. Sec. Fund	52510214	CSBO MEDICARE	1,739.62	137.98	0.00	0.00	1,175.12	564.50	32.45
I.M.R.F./Soc. Sec. Fund	52525212	BOOKKEEPER IMRF	18,862.45	1,644.38	0.00	0.00	13,326.55	5,535.90	29.35
I.M.R.F./Soc. Sec. Fund	52525213	BOOKKEEPER FICA	12,310.23	1,006.06	0.00	0.00	8,938.31	3,371.92	27.39
I.M.R.F./Soc. Sec. Fund		BOOKKEEPER MEDICARE	2,879.01	360.94	0.00	0.00	1,587.80	1,291.21	44.85
I.M.R.F./Soc. Sec. Fund	52540212	CUSTODIAN IMRF	1,527.91	340.09	0.00	-240.00	1,169.86	598.05	39.14

## Expenditure Report

Fiscal Year: 2022-2023  
Month: October

COUNTY OF GRUNDY SCHOOL DIST 111

Fund Description	Account	Account Description	Revised Budget	MTD Activity	Encumbrance	Pending Activity	Available Funds	Year to Date Activity	Percent of Budget Used
I.M.R.F./Soc. Sec. Fund		CUSTODIAN IMRF	66,703.12	5,136.54	0.00	0.00	46,470.97	20,232.15	30.33
I.M.R.F./Soc. Sec. Fund	525402122	CUSTODIAN IMRF S.C.	0.00	0.00	0.00	0.00	0.00	0.00	0.00
I.M.R.F./Soc. Sec. Fund	52540213	CUSTODIAN FICA	1,034.33	262.09	0.00	0.00	508.35	525.98	50.85
I.M.R.F./Soc. Sec. Fund		CUSTODIAN FICA	43,532.57	3,265.95	0.00	0.00	30,649.78	12,882.79	29.59
I.M.R.F./Soc. Sec. Fund	525402132	CUSTODIAN FICA S.C.	0.00	0.00	0.00	0.00	0.00	0.00	0.00
I.M.R.F./Soc. Sec. Fund	50-2540-	CUSTODIANS SALARY	220.38	31.51	0.00	0.00	151.14	69.24	31.42
I.M.R.F./Soc. Sec. Fund		CUSTODIANS MEDICARE	10,181.00	763.84	0.00	0.00	7,168.00	3,013.00	29.59
I.M.R.F./Soc. Sec. Fund		CUSTODIAN MEDICARE	0.00	0.00	0.00	0.00	0.00	0.00	0.00
I.M.R.F./Soc. Sec. Fund	52541212	SUMMER CUSTODIAN	0.00	0.00	0.00	0.00	0.00	0.00	0.00
I.M.R.F./Soc. Sec. Fund	52541213	SUMMER CUSTODIAN FICA	930.00	0.00	0.00	0.00	359.54	570.46	61.34
I.M.R.F./Soc. Sec. Fund		SUMMER CUSTODIAN	217.50	0.00	0.00	0.00	84.09	133.41	61.34
I.M.R.F./Soc. Sec. Fund	52550212	TRANS SECY IMRF	6,805.34	922.57	0.00	0.00	3,489.69	3,315.65	48.72
I.M.R.F./Soc. Sec. Fund		BUS DRIVER IMRF	3,284.69	581.22	0.00	0.00	2,429.49	855.20	26.04
I.M.R.F./Soc. Sec. Fund		BUS DRIVER OOD ROUTE	55,567.93	4,987.61	0.00	0.00	36,196.27	19,371.66	34.86
I.M.R.F./Soc. Sec. Fund		BUS DRIVER REG ROUTE	57,623.51	4,687.27	0.00	0.00	42,699.15	14,924.36	25.90
I.M.R.F./Soc. Sec. Fund		BOOKKEEPER IMRF	699.80	57.30	0.00	0.00	470.60	229.20	32.75
I.M.R.F./Soc. Sec. Fund		BUS AID OOD IMRF	7,881.14	592.49	0.00	0.00	5,907.64	1,973.50	25.04
I.M.R.F./Soc. Sec. Fund		FULL TIME DRIVER IMRF	7,609.01	723.58	0.00	0.00	5,125.94	2,483.07	32.63
I.M.R.F./Soc. Sec. Fund	52550213	TRANS SECY FICA	4,441.38	573.43	0.00	0.00	2,335.18	2,106.20	47.42
I.M.R.F./Soc. Sec. Fund		BUS DRIVER FICA	2,112.99	370.44	0.00	0.00	1,565.87	547.12	25.89
I.M.R.F./Soc. Sec. Fund		BUS DRIVER OOD ROUTE	35,137.86	2,968.14	0.00	0.00	23,546.31	11,591.55	32.99
I.M.R.F./Soc. Sec. Fund		BUS DRIVER REG ROUTE	37,606.92	3,259.40	0.00	0.00	27,348.49	10,258.43	27.28
I.M.R.F./Soc. Sec. Fund		BOOKKEEPER FICA	403.83	33.48	0.00	0.00	269.91	133.92	33.16
I.M.R.F./Soc. Sec. Fund		BUS AID OOD FICA	5,143.48	497.93	0.00	0.00	3,449.10	1,694.38	32.94

## Expenditure Report

Fiscal Year: 2022-2023  
Month: October

COUNTY OF GRUNDY SCHOOL DIST 111

Fund Description	Account	Account Description	Revised Budget	MTD Activity	Encumbrance	Pending Activity	Available Funds	Year to Date Activity	Percent of Budget Used
I.M.R.F./Soc. Sec. Fund		FULL TIME DRIVER FICA	4,650.00	447.14	0.00	0.00	3,119.00	1,531.00	32.92
I.M.R.F./Soc. Sec. Fund		TRANS SECY MEDICARE	1,038.71	134.12	0.00	0.00	546.12	492.59	47.42
I.M.R.F./Soc. Sec. Fund		BUS DRIVER MEDICARE	494.21	86.65	0.00	0.00	366.24	127.97	25.89
I.M.R.F./Soc. Sec. Fund		BUS DRIVER OOD ROUTE	8,217.54	694.17	0.00	0.00	5,506.60	2,710.94	32.99
I.M.R.F./Soc. Sec. Fund		BUS DRIVER REG ROUTE	8,795.17	762.21	0.00	0.00	6,395.99	2,399.18	27.28
I.M.R.F./Soc. Sec. Fund		BOOKKEEPER MEDICARE	94.50	7.82	0.00	0.00	63.22	31.28	33.10
I.M.R.F./Soc. Sec. Fund		BUS AID OOD MEDICARE	1,202.91	116.46	0.00	0.00	806.66	396.25	32.94
I.M.R.F./Soc. Sec. Fund		FULL TIME DRIVER	1,087.50	104.57	0.00	0.00	729.43	358.07	32.93
I.M.R.F./Soc. Sec. Fund	52554212	BUS MECHANIC IMRF	9,521.82	206.72	0.00	0.00	7,387.83	2,133.99	22.41
I.M.R.F./Soc. Sec. Fund		TRANS DIRECTORS IMRF	3,791.73	-929.58	0.00	0.00	2,753.31	1,038.42	27.39
I.M.R.F./Soc. Sec. Fund	52554213	BUS MECHANIC FICA	6,214.24	126.78	0.00	0.00	5,000.12	1,214.12	19.54
I.M.R.F./Soc. Sec. Fund		TRANS DIRECTORS FICA	2,464.62	261.25	0.00	0.00	2,500.54	-35.92	-1.46
I.M.R.F./Soc. Sec. Fund		BUS MECHANIC MEDICARE	1,453.33	29.65	0.00	0.00	1,169.36	283.97	19.54
I.M.R.F./Soc. Sec. Fund		TRANS DIRECTORS	576.49	94.00	0.00	0.00	334.88	241.61	41.91
I.M.R.F./Soc. Sec. Fund	52632212	DEAN SEC IMRF	2,580.73	225.50	0.00	0.00	1,643.86	936.87	36.30
I.M.R.F./Soc. Sec. Fund	52632213	DEAN SECY FICA	1,684.27	124.37	0.00	0.00	1,164.94	519.33	30.83
I.M.R.F./Soc. Sec. Fund	52632214	DEAN SECY MEDICARE	393.90	29.10	0.00	0.00	272.36	121.54	30.86
I.M.R.F./Soc. Sec. Fund	52633212	PUBLIC INFO IMRF	7,096.50	672.30	0.00	0.00	5,079.60	2,016.90	28.42
I.M.R.F./Soc. Sec. Fund	52633213	PUBLIC INFO FICA	4,631.40	421.04	0.00	0.00	3,368.28	1,263.12	27.27
I.M.R.F./Soc. Sec. Fund		PUBLIC INFO MEDICARE	1,083.15	98.46	0.00	0.00	787.77	295.38	27.27
I.M.R.F./Soc. Sec. Fund	53200212	WELLNESS CENTER IMRF	0.00	0.00	0.00	0.00	0.00	0.00	0.00
I.M.R.F./Soc. Sec. Fund	53200213	WELLNESS CENTER	0.00	0.00	0.00	0.00	0.00	0.00	0.00
I.M.R.F./Soc. Sec. Fund	532002131	WELLNESS CENTER	0.00	0.00	0.00	0.00	0.00	0.00	0.00
I.M.R.F./Soc. Sec. Fund	53200214	WELLNESS CENTER	0.00	0.00	0.00	0.00	0.00	0.00	0.00

## Expenditure Report

Fiscal Year: 2022-2023  
Month: October

COUNTY OF GRUNDY SCHOOL DIST 111

Fund Description	Account	Account Description	Revised Budget	MTD Activity	Encumbrance	Pending Activity	Available Funds	Year to Date Activity	Percent of Budget Used
I.M.R.F./Soc. Sec. Fund	50-4100-	TITLE I SALARY (RM)	0.00	0.00	0.00	0.00	0.00	0.00	0.00
I.M.R.F./Soc. Sec. Fund	50-4100-	TITLE I SALARY (FR)	0.00	0.00	0.00	0.00	0.00	0.00	0.00
I.M.R.F./Soc. Sec. Fund	54120214	SPEC ED HB MEDICARE	0.00	0.00	0.00	0.00	0.00	0.00	0.00
I.M.R.F./Soc. Sec. Fund	50-481-212-	IMRF (RM)	0.00	0.00	0.00	0.00	0.00	0.00	0.00
I.M.R.F./Soc. Sec. Fund	50-481-212-	IMRF (RM)	0.00	0.00	0.00	0.00	0.00	0.00	252 0.00
I.M.R.F./Soc. Sec. Fund	50-481-213-	IMRF (FR)	0.00	0.00	0.00	0.00	0.00	0.00	0.00
I.M.R.F./Soc. Sec. Fund	50-481-213-	IMRF (FR)	0.00	0.00	0.00	0.00	0.00	0.00	0.00
<b>50 - -----</b>			<b>1,031,036.63</b>	<b>81,099.87</b>	<b>0.00</b>	<b>-240.00</b>	<b>722,605.57</b>	<b>308,671.06</b>	
<b>5- - -----</b>			<b>1,031,036.63</b>	<b>81,099.87</b>	<b>0.00</b>	<b>-240.00</b>	<b>722,605.57</b>	<b>308,671.06</b>	
Capital Projects Fund or	62530500	FAC ACQ & CONSTR SERV	0.00	0.00	0.00	0.00	0.00	0.00	0.00
Capital Projects Fund or	62530501	FAC ACQ & CONSTR SERV	0.00	0.00	0.00	0.00	0.00	0.00	0.00
Capital Projects Fund or	62532390	REIMB EXPENSES	0.00	0.00	0.00	0.00	0.00	0.00	0.00
Capital Projects Fund or	62532520	BULDING PURCHASE LAND	0.00	0.00	0.00	0.00	0.00	0.00	0.00
Capital Projects Fund or	62532530	SIGNALIZATION	0.00	0.00	0.00	0.00	0.00	0.00	0.00
Capital Projects Fund or	62533316	A & E FEES	75,000.00	1,839.50	0.00	0.00	73,160.50	1,839.50	2.45
Capital Projects Fund or	62533314	TCC CONST FEES	0.00	0.00	0.00	0.00	0.00	0.00	0.00
Capital Projects Fund or	62533310	A & E FEES/PROJECT 2279	0.00	0.00	0.00	0.00	0.00	0.00	0.00
Capital Projects Fund or	62533311	A & E FEES/PROJECT 2299	0.00	0.00	0.00	0.00	0.00	0.00	0.00
Capital Projects Fund or	62533312	A & E FEES/PROJECT 2386	0.00	0.00	0.00	0.00	0.00	0.00	0.00
Capital Projects Fund or	62533313	A & E FEES/PROJECT 6003	0.00	0.00	0.00	0.00	0.00	0.00	0.00
Capital Projects Fund or	62533315	A & E FEES/2009	0.00	0.00	0.00	0.00	0.00	0.00	0.00
Capital Projects Fund or	62533320	A & E FEES/PROJECT	0.00	0.00	0.00	0.00	0.00	0.00	0.00
Capital Projects Fund or	62533318	LEGAL SERVICES	0.00	0.00	0.00	0.00	0.00	0.00	0.00
Capital Projects Fund or	62533319	PROF TECH SERV	0.00	0.00	0.00	0.00	0.00	0.00	0.00

## Expenditure Report

Fiscal Year: 2022-2023  
Month: October

COUNTY OF GRUNDY SCHOOL DIST 111

Fund Description	Account	Account Description	Revised Budget	MTD Activity	Encumbrance	Pending Activity	Available Funds	Year to Date Activity	Percent of Budget Used
Capital Projects Fund or	62533390	OTHER PUR SERV-STRC	0.00	0.00	0.00	0.00	0.00	0.00	0.00
Capital Projects Fund or	62533391	OTHER PUR SERV-STRC	0.00	0.00	0.00	0.00	0.00	0.00	0.00
Capital Projects Fund or	62535315	BLDRS RISK COVERAGE	0.00	0.00	0.00	0.00	0.00	0.00	0.00
Capital Projects Fund or	62535325	CAPITAL IMPROVEMENT	2,000,000.00	0.00	0.00	0.00	652,153.54	1,347,846.46	67.39
Capital Projects Fund or	62535323	BLEACHER REPAIR &	0.00	0.00	0.00	0.00	0.00	0.00	253
Capital Projects Fund or	62535324	CENTRAL PAC	0.00	0.00	0.00	0.00	0.00	0.00	
Capital Projects Fund or	62535523	BLEACHER CAPITAL	0.00	0.00	0.00	0.00	0.00	0.00	0.00
Capital Projects Fund or	62535525	CAPITAL IMPROVEMENTS	4,000,000.00	335,793.79	0.00	284,882.78	1,390,647.13	2,324,470.09	58.11
Capital Projects Fund or	62535554	CONTINGENCY COSTS	0.00	0.00	0.00	0.00	0.00	0.00	0.00
Capital Projects Fund or	62535555	CONSTR COSTS #6003	0.00	0.00	0.00	0.00	0.00	0.00	0.00
Capital Projects Fund or		ESSER III CAPITAL	505,268.00	0.00	0.00	0.00	0.00	505,268.00	100.00
Capital Projects Fund or	62535559	CONSTRUCTION COST	0.00	0.00	0.00	0.00	0.00	0.00	0.00
Capital Projects Fund or	62535558	TRANSPORTATION COST	0.00	0.00	0.00	0.00	0.00	0.00	0.00
Capital Projects Fund or	6253558	CONSTRUCTION COST	0.00	0.00	0.00	0.00	0.00	0.00	0.00
Capital Projects Fund or	62535550	CONSTR COSTS #2279	0.00	0.00	0.00	0.00	0.00	0.00	0.00
Capital Projects Fund or	62535551	CONSTR COSTS #2299	0.00	0.00	0.00	0.00	0.00	0.00	0.00
Capital Projects Fund or	62535552	CONTINGENCY COSTS	0.00	0.00	0.00	0.00	0.00	0.00	0.00
Capital Projects Fund or	62535553	CONTINGENCY COSTS	0.00	0.00	0.00	0.00	0.00	0.00	0.00
Capital Projects Fund or	62535556	FF & E COSTS #6003	0.00	0.00	0.00	0.00	0.00	0.00	0.00
Capital Projects Fund or	62535557	CONSTR COSTS/2009	0.00	0.00	0.00	0.00	0.00	0.00	0.00
Capital Projects Fund or	68140	TRANS OF INTEREST	0.00	0.00	0.00	0.00	0.00	0.00	0.00
Capital Projects Fund or	68180611	PERM TRANS FROM W/C	0.00	0.00	0.00	0.00	0.00	0.00	0.00
<b>60 - -----</b>			<b>6,580,268.00</b>	<b>337,633.29</b>	<b>0.00</b>	<b>284,882.78</b>	<b>2,115,961.17</b>	<b>4,179,424.05</b>	
<b>6- - -----</b>			<b>6,580,268.00</b>	<b>337,633.29</b>	<b>0.00</b>	<b>284,882.78</b>	<b>2,115,961.17</b>	<b>4,179,424.05</b>	

## Expenditure Report

Fiscal Year: 2022-2023  
Month: October

COUNTY OF GRUNDY SCHOOL DIST 111

Fund Description	Account	Account Description	Revised Budget	MTD Activity	Encumbrance	Pending Activity	Available Funds	Year to Date Activity	Percent of Budget Used
Working Cash Fund	78180611	PERM TRANS FROM W/C	7,000,000.00	0.00	0.00	0.00	0.00	7,000,000.00	100.00
Working Cash Fund	78180710	PERM TRANS OF W/C-	0.00	0.00	0.00	0.00	0.00	0.00	0.00
Working Cash Fund	78990	OTHER USES NOT	0.00	0.00	0.00	0.00	0.00	0.00	0.00
<b>70 - -----</b>			<b>7,000,000.00</b>	<b>0.00</b>	<b>0.00</b>	<b>0.00</b>	<b>0.00</b>	<b>7,000,000.00</b>	
<b>7- - -----</b>			<b>7,000,000.00</b>	<b>0.00</b>	<b>0.00</b>	<b>0.00</b>	<b>0.00</b>	<b>7,000,000.00</b>	254
Tort Immunity and	81130100	CAMPUS MONITOR	231,807.67	16,912.44	0.00	0.00	164,869.58	66,938.09	28.88
Tort Immunity and	81130101	NURSE SALARY	6,374.24	241.66	0.00	0.00	4,980.40	1,393.84	21.87
Tort Immunity and	81130102	DEANS SALARY	60,555.54	4,865.46	0.00	0.00	40,754.58	19,800.96	32.70
Tort Immunity and		DEANS TRS	8,000.00	459.72	0.00	0.00	6,114.22	1,885.78	23.57
Tort Immunity and		DIST 111 GROUP MEDICAL	82,355.09	8,763.58	0.00	0.00	54,375.85	27,979.24	33.97
Tort Immunity and		CAMPUS MONITOR	79,876.88	6,642.64	0.00	0.00	53,410.71	26,466.17	33.13
Tort Immunity and		NURSE MEDICAL INS	7.20	0.20	0.00	0.00	6.04	1.16	16.11
Tort Immunity and		DEANS MEDICAL INS	15,843.34	1,600.34	0.00	0.00	9,454.65	6,388.69	40.32
Tort Immunity and		DIST 111 GROUP DENTAL	20,369.17	463.61	0.00	0.00	17,220.44	3,148.73	15.46
Tort Immunity and		DEANS DENTAL INS	283.87	28.92	0.00	0.00	168.19	115.68	40.75
Tort Immunity and	82310200	BOARD OF ED-OTHER	0.00	0.00	0.00	0.00	0.00	0.00	0.00
Tort Immunity and	82310318	ATTORNEY FEES	85,000.00	4,482.50	0.00	50.00	71,981.85	12,968.15	15.26
Tort Immunity and	82362381	WORK COMP PREMIUMS	205,000.00	11,839.00	0.00	16,654.00	126,545.00	61,801.00	30.15
Tort Immunity and	82363380	UNEMPLOYMENT INS	0.00	0.00	0.00	0.00	0.00	0.00	0.00
Tort Immunity and	82364382	PROPERTY INLAND	0.00	0.00	0.00	0.00	0.00	0.00	0.00
Tort Immunity and	82364383	GEN LIABILITY INS	297,911.00	0.00	0.00	-674.00	-1,826.00	300,411.00	100.84
Tort Immunity and	82364384	SLEO/SMM	0.00	0.00	0.00	0.00	0.00	0.00	0.00
Tort Immunity and	82364385	UMBRELLA	0.00	0.00	0.00	0.00	0.00	0.00	0.00
Tort Immunity and	82364386	STUDENT CATASTROPHIC	3,500.00	0.00	0.00	0.00	307.00	3,193.00	91.23

## Expenditure Report

Fiscal Year: 2022-2023  
Month: October

COUNTY OF GRUNDY SCHOOL DIST 111

Fund Description	Account	Account Description	Revised Budget	MTD Activity	Encumbrance	Pending Activity	Available Funds	Year to Date Activity	Percent of Budget Used
Tort Immunity and	82365395	SAFETY/INSURANCE	16,500.00	121.50	0.00	0.00	16,378.50	121.50	0.74
Tort Immunity and	82365390	EVENT SECURITY POLICE	30,000.00	12,730.01	0.00	1,882.02	7,738.25	20,379.73	67.93
Tort Immunity and	82365391	SRO	60,000.00	7,561.62	0.00	0.00	46,532.22	13,467.78	22.45
Tort Immunity and	82365393	BUILD REPAIR MAINT/FIRE	25,000.00	0.00	0.00	0.00	14,973.92	10,026.08	40.10
Tort Immunity and	82365394	BUILD REPAIR/COMM	0.00	0.00	0.00	0.00	0.00	0.00	0.00
Tort Immunity and	823653922	SRO - S.C.	75,000.00	0.00	0.00	6,190.73	68,809.27	0.00	0.00
Tort Immunity and	82367110	CAMPUS MONITOR SUB	0.00	0.00	0.00	0.00	0.00	0.00	0.00
Tort Immunity and	82367130	CAMPUS MON. EXTRA	0.00	0.00	0.00	0.00	0.00	0.00	0.00
Tort Immunity and	82367211	DEANS TRS	0.00	0.00	0.00	0.00	0.00	0.00	0.00
Tort Immunity and		DEANS TRS	0.00	0.00	0.00	0.00	0.00	0.00	0.00
Tort Immunity and	80-2367-	DEANS SALARY (BCE-P)	0.00	0.00	0.00	0.00	0.00	0.00	0.00
Tort Immunity and		NURSE GROUP INS	0.00	0.00	0.00	0.00	0.00	0.00	0.00
Tort Immunity and		DEANS INS	0.00	0.00	0.00	0.00	0.00	0.00	0.00
Tort Immunity and		DEANS DENTAL	0.00	0.00	0.00	0.00	0.00	0.00	0.00
Tort Immunity and	82542301	BUILDING SECURITY	15,000.00	0.00	0.00	0.00	15,000.00	0.00	0.00
Tort Immunity and	82542320	BUILDING INSPECTIONS	10,000.00	0.00	0.00	0.00	10,000.00	0.00	0.00
Tort Immunity and	82546410	SECURITY SUPPLIES	30,000.00	0.00	0.00	0.00	30,000.00	0.00	0.00
Tort Immunity and	825464102	SECURITY SUPPLIES	15,000.00	0.00	0.00	0.00	15,000.00	0.00	0.00
Tort Immunity and	82546540	SECURITY EQUIPMENT	30,000.00	0.00	5,111.28	0.00	24,888.72	0.00	0.00
Tort Immunity and	825465402	SECURITY EQUIPMENT	15,000.00	0.00	0.00	0.00	15,000.00	0.00	0.00
<b>80 - -----</b>			<b>1,418,384.00</b>	<b>76,713.20</b>	<b>5,111.28</b>	<b>24,102.75</b>	<b>812,683.39</b>	<b>576,486.58</b>	
<b>8- - -----</b>			<b>1,418,384.00</b>	<b>76,713.20</b>	<b>5,111.28</b>	<b>24,102.75</b>	<b>812,683.39</b>	<b>576,486.58</b>	
Fire Prevention & Safety	92542310	LIFE SAFETY A & E	0.00	0.00	0.00	0.00	0.00	0.00	0.00
Fire Prevention & Safety	92542311	SAFETY CONSULTATION	0.00	0.00	0.00	0.00	0.00	0.00	0.00

## Expenditure Report

Fiscal Year: 2022-2023  
 Month: October

COUNTY OF GRUNDY SCHOOL DIST 111

Fund Description	Account	Account Description	Revised Budget	MTD Activity	Encumbrance	Pending Activity	Available Funds	Year to Date Activity	Percent of Budget Used
Fire Prevention & Safety	92542312	GAVC PROJECT	0.00	0.00	0.00	0.00	0.00	0.00	0.00
Fire Prevention & Safety	92542530	LIFE SAFETY REPAIRS	1,000,000.00	0.00	0.00	0.00	1,000,000.00	0.00	0.00
Fire Prevention & Safety	92542531	LIFE SAFETY - ROOFING	0.00	0.00	0.00	0.00	0.00	0.00	0.00
<b>90 - -----</b>			<b>1,000,000.00</b>	<b>0.00</b>	<b>0.00</b>	<b>0.00</b>	<b>1,000,000.00</b>	<b>0.00</b>	
<b>9- - -----</b>			<b>1,000,000.00</b>	<b>0.00</b>	<b>0.00</b>	<b>0.00</b>	<b>1,000,000.00</b>	<b>0.00</b>	256
<b>Account Monthly Activity Grand Totals:</b>			<b>73,819,043.64</b>	<b>6,794,545.22</b>	<b>829,418.98</b>	<b>4,157,999.85</b>	<b>39,151,480.07</b>	<b>29,680,393.74</b>	



# Revenue Report

Fiscal Year: 2022-2023  
Month: October

COUNTY OF GRUNDY SCHOOL DIST 111

Fund Description	Account Number	Account Description	Revised Budget	Monthly Activity	Pending Activity	Available Funds	Year to Date Activity	Percent of Budget Used
Education Fund	10 R 1110 0000 00 000 000000	PRIOR YEAR TAXES	0.00	0.00		0.00	0.00	0.00
Education Fund	10 R 1111 0000 00 000 000000	GRUNDY CO TAXES	7,893,310.11	2,290,651.35	0.00	385,147.17	7,508,162.94	95.12
Education Fund	10 R 1112 0000 00 000 000000	KENDALL CO TAXES	1,083,487.64	20,884.27	0.00	15,743.00	1,067,744.64	98.55
Education Fund	10 R 1113 0000 00 000 000000	WILL CO TAXES	5,125,569.32	79,009.16	0.00	544,372.33	4,581,196.99	89.38
Education Fund	10 R 1114 0000 00 000 000000	GRUNDY CO EDPA SURPLUS	672,615.32	0.00		672,615.32	0.00	0.00
Education Fund	10 R 1122 0000 00 000 000000	KENDALL CO - EARLY DISTR	1,243,808.31	0.00		1,243,808.31	0.00	258 0.00
Education Fund	10 R 1123 0000 00 000 000000	WILL CO - EARLY DISTR	5,911,687.76	0.00		5,911,687.76	0.00	0.00
Education Fund	10 R 1210 0000 00 000 000000	MOBILE HOME TAX	0.00	0.00		0.00	0.00	0.00
Education Fund	10 R 1211 0000 00 000 000000	MOBILE HOME TAX SPECIAL ED	0.00	0.00		0.00	0.00	0.00
Education Fund	10 R 1211 0000 00 000 000001	GRUNDY CO TORT	0.00	0.00		0.00	0.00	0.00
Education Fund	10 R 1212 0000 00 000 000000	MOBILE HOME TAX - LEASE	0.00	0.00		0.00	0.00	0.00
Education Fund	10 R 1212 0000 00 000 000001	KENDALL CO TORT	0.00	0.00		0.00	0.00	0.00
Education Fund	10 R 1213 0000 00 000 000000	WILL CO TORT	0.00	0.00		0.00	0.00	0.00
Education Fund	10 R 1222 0000 00 000 000000	KENDALL CO TORT-EARLY DISTR	0.00	0.00		0.00	0.00	0.00
Education Fund	10 R 1223 0000 00 000 000000	WILL CO TORT-EARLY DISTR	0.00	0.00		0.00	0.00	0.00
Education Fund	10 R 1230 0000 00 000 000000	CPPRT	1,163,457.60	258,827.51	0.00	690,531.08	472,926.52	40.65
Education Fund	10 R 1290 0000 00 000 000000	PAYMENTS IN LIEU OF TAXES	0.00	0.00		0.00	0.00	0.00
Education Fund	10 R 1291 0000 00 000 000000	LAG FEES	0.00	0.00		0.00	0.00	0.00
Education Fund	10 R 1292 0000 00 000 000000	PAYMENT IN LIEU OF TAXES SP ED	0.00	0.00		0.00	0.00	0.00
Education Fund	10 R 1293 0000 00 000 000000	PAYMENT IN LIEU OF TAXES LEASE	0.00	0.00		0.00	0.00	0.00
Education Fund	10 R 1311 0000 00 000 000000	NON-RESIDENT TUITION	0.00	0.00		0.00	0.00	0.00
Education Fund	10 R 1311 0000 00 000 000001	GRUNDY CO LEASE	190,862.83	55,388.56	0.00	9,313.52	181,549.31	95.12
Education Fund	10 R 1312 0000 00 000 000000	KENDALL CO LEASE	26,962.85	519.71	0.00	391.77	26,571.08	98.55
Education Fund	10 R 1313 0000 00 000 000000	WILL CO LEASE	122,510.87	1,929.90	0.00	10,609.50	111,901.37	91.34
Education Fund	10 R 1314 0000 00 000 000000	GRUNDY CO LEASE EDPA SURPLUS	0.00	0.00		0.00	0.00	0.00
Education Fund	10 R 1321 0000 00 000 000000	TOTAL SUMMER SCHOOL TUITION	0.00	0.00		0.00	0.00	0.00

# Revenue Report

Fiscal Year: 2022-2023  
Month: October

COUNTY OF GRUNDY SCHOOL DIST 111

Fund Description	Account Number	Account Description	Revised Budget	Monthly Activity	Pending Activity	Available Funds	Year to Date Activity	Percent of Budget Used
Education Fund	10 R 1322 0000 00 000 000000	KENDALL CO LEASE-EARLY DISTR	29,919.73	0.00		29,919.73	0.00	0.00
Education Fund	10 R 1323 0000 00 000 000000	WILL CO LEASE-EARLY DISTR	142,205.25	0.00		142,205.25	0.00	0.00
Education Fund	10 R 1411 0000 00 000 000000	GRUNDY CO SPEC ED	129,398.53	37,551.66	0.00	6,313.88	123,084.65	95.12
Education Fund	10 R 1411 0000 00 000 000001	GRUNDY CO SPEC ED TIF	0.00	0.00		0.00	0.00	0.00
Education Fund	10 R 1412 0000 00 000 000000	KENDALL CO SPEC ED	17,762.09	342.37	0.00	258.08	17,504.01	98.55
Education Fund	10 R 1413 0000 00 000 000000	WILL CO SPEC ED	84,025.73	1,295.23	0.00	8,924.13	75,101.60	89.38
Education Fund	10 R 1414 0000 00 000 000000	GRUNDY CO SPEC ED EDPA SURPLUS	0.00	0.00		0.00	0.00	0.00
Education Fund	10 R 1422 0000 00 000 000000	KENDALL CO SPEC ED-EARLY DISTR	20,390.30	0.00		20,390.30	0.00	0.00
Education Fund	10 R 1423 0000 00 000 000000	WILL CO SPEC ED-EARLY DISTR	96,912.91	0.00		96,912.91	0.00	0.00
Education Fund	10 R 1510 0000 00 000 000000	CHECKING INTEREST	0.00	0.00		0.00	0.00	0.00
Education Fund	10 R 1511 0000 00 000 000000	INVESTMENT INTEREST	200,000.00	40,878.82	0.00	28,204.95	171,795.05	85.90
Education Fund	10 R 1611 0000 00 000 000000	CAFETERIA SALES CASH	250,000.00	31,288.40	0.00	169,266.21	80,733.79	32.29
Education Fund	10 R 1612 0000 00 000 000000	CAFETERIA SALES CREDIT CARD	850,000.00	132,087.29	0.00	534,047.43	315,952.57	37.17
Education Fund	10 R 1620 0000 00 000 000000	COFFEE SALES	0.00	0.00		0.00	0.00	0.00
Education Fund	10 R 1709 0000 00 000 000000	POST SEASON GATE RECEIPTS	15,000.00	0.00		15,000.00	0.00	0.00
Education Fund	10 R 1710 0000 00 000 000000	ATHLETIC ENTRY FEES RECD	20,000.00	0.00	0.00	15,570.00	4,430.00	22.15
Education Fund	10 R 1711 0000 00 000 000000	SOCCER ADMISSIONS	0.00	0.00		0.00	0.00	0.00
Education Fund	10 R 1712 0000 00 000 000000	FOOTBALL ADMISSIONS	15,000.00	10,298.25	0.00	-13,407.35	28,407.35	189.38
Education Fund	10 R 1713 0000 00 000 000000	XC ADMISSIONS	0.00	0.00		0.00	0.00	0.00
Education Fund	10 R 1714 0000 00 000 000000	WRESTLING ADMISSIONS	1,500.00	0.00		1,500.00	0.00	0.00
Education Fund	10 R 1715 0000 00 000 000000	BOYS BASKETBALL ADMISSIONS	5,000.00	0.00		5,000.00	0.00	0.00
Education Fund	10 R 1716 0000 00 000 000000	GIRLS BSKTBLL ADMISSIONS	1,500.00	0.00		1,500.00	0.00	0.00
Education Fund	10 R 1717 0000 00 000 000000	VOLLEYBALL ADMISSIONS	2,500.00	980.00	0.00	-281.00	2,781.00	111.24
Education Fund	10 R 1718 0000 00 000 000000	SPORT PASSES	5,000.00	0.00		5,000.00	0.00	0.00
Education Fund	10 R 1719 0000 00 000 000000	TRACK ADMISSIONS	0.00	0.00		0.00	0.00	0.00
Education Fund	10 R 1720 0000 00 000 000000	DRIVER EDUC FEES	40,000.00	1,425.00	0.00	11,189.00	28,811.00	72.03

# Revenue Report

Fiscal Year: 2022-2023  
Month: October

COUNTY OF GRUNDY SCHOOL DIST 111

Fund Description	Account Number	Account Description	Revised Budget	Monthly Activity	Pending Activity	Available Funds	Year to Date Activity	Percent of Budget Used
Education Fund	10 R 1721 0000 00 000 000000	LOCK FEES	5,000.00	6.00	0.00	2,087.05	2,912.95	58.26
Education Fund	10 R 1722 0000 00 000 000000	MISCELLANEOUS FEES	65,000.00	2,220.55	0.00	27,927.06	37,072.94	57.04
Education Fund	10 R 1723 0000 00 000 000000	P.E. UNIFORMS	2,500.00	0.00		2,500.00	0.00	0.00
Education Fund	10 R 1724 0000 00 000 000000	STUDENT PARKING FEES	100,000.00	4,090.00	-115.00	1,525.00	98,590.00	98.59
Education Fund	10 R 1725 0000 00 000 000000	BOWLING ADMISSIONS	400.00	0.00		400.00	0.00	0.00
Education Fund	10 R 1726 0000 00 000 000000	SPRING MUSICAL ADMISSIONS	15,000.00	0.00		15,000.00	0.00	260 0.00
Education Fund	10 R 1727 0000 00 000 000000	FALL PLAY ADMISSIONS	1,500.00	0.00		1,500.00	0.00	0.00
Education Fund	10 R 1728 0000 00 000 000000	STUDENT PURCHASES	0.00	0.00		0.00	0.00	0.00
Education Fund	10 R 1729 0000 00 000 000000	INVITE ADMISSIONS	100.00	0.00		100.00	0.00	0.00
Education Fund	10 R 1730 0000 00 000 000000	MADRIGALS ADMISSIONS	5,000.00	0.00		5,000.00	0.00	0.00
Education Fund	10 R 1731 0000 00 000 000000	ACTIVITY MISC	350.00	0.00		350.00	0.00	0.00
Education Fund	10 R 1732 0000 00 000 000000	SPORT PASSES	0.00	0.00	0.00	-50.00	50.00	0.00
Education Fund	10 R 1733 0000 00 000 000000	LACROSSE ADMISSIONS	0.00	0.00		0.00	0.00	0.00
Education Fund	10 R 1734 0000 00 000 000000	GIRLS WRESTLING ADMISSIONS	0.00	0.00	0.00	0.00	0.00	0.00
Education Fund	10 R 1790 0000 00 000 000000	OTHER PUPIL ACT REVENUE	0.00	0.00		0.00	0.00	0.00
Education Fund	10 R 1811 0000 00 000 000000	TEXTBOOK FEES	850,000.00	24,744.40	0.00	179,767.77	670,232.23	78.85
Education Fund	10 R 1825 0000 00 000 000000	AP TESTING FEE	0.00	0.00		0.00	0.00	0.00
Education Fund	10 R 1826 0000 00 000 000000	SAT TESTING FEES	5,000.00	2,466.00	0.00	-760.00	5,760.00	115.20
Education Fund	10 R 1827 0000 00 000 000000	SALE OF EQUIPMENT	0.00	0.00	0.00	-1,515.00	1,515.00	0.00
Education Fund	10 R 1828 0000 00 000 000000	A/P TEST FEES	50,000.00	2,208.00	0.00	-7,656.00	57,656.00	115.31
Education Fund	10 R 1829 0000 00 000 000000	MATH RESALE REVENUE	0.00	0.00		0.00	0.00	0.00
Education Fund	10 R 1920 0000 00 000 000000	IMTT GRANT	0.00	0.00		0.00	0.00	0.00
Education Fund	10 R 1950 0000 00 000 000000	REFUND OF PRIOR YR EXPENSES	155,000.00	0.00	0.00	515.96	154,484.04	99.67
Education Fund	10 R 1971 0000 00 000 000000	SUMMER DR ED FEES	30,000.00	0.00		30,000.00	0.00	0.00
Education Fund	10 R 1993 0000 00 000 000000	WELLNESS CENTER	0.00	0.00		0.00	0.00	0.00
Education Fund	10 R 1998 0000 00 000 000000	EDUCATION FOUNDATION GRANTS	5,000.00	0.00		5,000.00	0.00	0.00
Education Fund	10 R 1999 0000 00 000 000000	OTHER-LOCAL SOURCES	50,000.00	9.25	0.00	45,044.60	4,955.40	9.91

# Revenue Report

Fiscal Year: 2022-2023  
Month: October

COUNTY OF GRUNDY SCHOOL DIST 111

Fund Description	Account Number	Account Description	Revised Budget	Monthly Activity	Pending Activity	Available Funds	Year to Date Activity	Percent of Budget Used
Education Fund	10 R 1999 2220 00 000 000000	DIST 111 GROUP MEDICAL REVENUE	3,807,859.65	319,517.28	0.00	2,553,468.47	1,254,391.18	32.94
Education Fund	10 R 1999 2230 00 000 000000	DIST 111 GROUP DENTAL REVENUE	192,115.37	16,189.40	0.00	129,121.67	62,993.70	32.79
Education Fund	10 R 2100 0000 00 000 000000	ECO LAB GRANT	0.00	0.00		0.00	0.00	0.00
Education Fund	10 R 2901 0000 00 000 000000	GRUNDY CO EDUCATION TIF	1,954,385.52	0.00		1,954,385.52	0.00	0.00
Education Fund	10 R 2902 0000 00 000 000000	GRUNDY CO LEASE TIF	0.00	0.00		0.00	0.00	261
Education Fund	10 R 2903 0000 00 000 000000	GRUNDY CO SPEC ED TIF	0.00	0.00		0.00	0.00	
Education Fund	10 R 3001 0000 00 000 000000	EVIDENCE BASED FUNDING	6,604,131.00	600,376.00	0.00	4,803,003.00	1,801,128.00	27.27
Education Fund	10 R 3002 0000 00 000 000000	GSA HOLD HARMLESS	0.00	0.00		0.00	0.00	0.00
Education Fund	10 R 3030 0000 00 000 000000	FAST GROWTH GRANTS	0.00	0.00		0.00	0.00	0.00
Education Fund	10 R 3099 0000 00 000 000000	TRANSITION ASSISTANCE	0.00	0.00		0.00	0.00	0.00
Education Fund	10 R 3100 0000 00 000 000000	SPEC ED-PRIVATE FACILITY	804,600.00	233,265.98	0.00	362,200.41	442,399.59	54.98
Education Fund	10 R 3105 0000 00 000 000000	SPEC ED- EXTRAORDINARY	0.00	0.00		0.00	0.00	0.00
Education Fund	10 R 3110 0000 00 000 000000	SPEC ED- PERSONNEL	0.00	0.00		0.00	0.00	0.00
Education Fund	10 R 3120 0000 00 000 000000	SPEC ED- ORPHANAGE/INDIV	9,253.00	0.00	0.00	7,751.80	1,501.20	16.22
Education Fund	10 R 3130 0000 00 000 000000	SP ED ORPHANAGE SUMMER IND	0.00	0.00		0.00	0.00	0.00
Education Fund	10 R 3145 0000 00 000 000000	SPEC ED- SUMMER SCHOOL	0.00	0.00		0.00	0.00	0.00
Education Fund	10 R 3215 0000 00 000 000000	VOC ED-FORMULA	0.00	0.00		0.00	0.00	0.00
Education Fund	10 R 3220 0000 00 000 000000	CAREER/TECH EDUC IMPR GRNT	72,085.00	72,085.00	0.00	0.00	72,085.00	100.00
Education Fund	10 R 3225 0000 00 000 000000	VOC ED FORMULA REIMB.	0.00	0.00		0.00	0.00	0.00
Education Fund	10 R 3226 0000 00 000 000000	VOC ED PROGRAM IMPROVMT.	0.00	0.00		0.00	0.00	0.00
Education Fund	10 R 3235 0000 00 000 000000	VOC ED AG EDUC INCENTIVE	0.00	0.00	0.00	0.00	0.00	0.00
Education Fund	10 R 3305 0000 00 000 000000	BILINGUAL ED-DOWNSTATE	0.00	0.00		0.00	0.00	0.00
Education Fund	10 R 3350 0000 00 000 000000	GIFTED EDUCATION	0.00	0.00		0.00	0.00	0.00
Education Fund	10 R 3360 0000 00 000 000000	STATE FREE LUNCH & BRKFST	1,200.00	0.00	0.00	1,179.80	20.20	1.68

# Revenue Report

Fiscal Year: 2022-2023  
Month: October

COUNTY OF GRUNDY SCHOOL DIST 111

Fund Description	Account Number	Account Description	Revised Budget	Monthly Activity	Pending Activity	Available Funds	Year to Date Activity	Percent of Budget Used
Education Fund	10 R 3370 0000 00 000 000000	DRIVERS ED REIMBURSEMENT	74,000.00	0.00	0.00	36,867.06	37,132.94	50.18
Education Fund	10 R 3610 0000 00 000 000000	LEARNING IMPR-CHANGE GRNT	0.00	0.00		0.00	0.00	0.00
Education Fund	10 R 3640 0000 00 000 000000	PROF DEVELOP BLOCK GRANT	0.00	0.00		0.00	0.00	0.00
Education Fund	10 R 3696 0000 00 000 000000	REGIONAL SAFE SCHOOLS PROGRAM	0.00	0.00		0.00	0.00	0.00
Education Fund	10 R 3740 0000 00 000 000000	CRIM BACKGROUND CHECKS	0.00	0.00		0.00	0.00	262 0.00
Education Fund	10 R 3775 0000 00 000 000000	ADA SAFETY BLOCK GRANT	0.00	0.00		0.00	0.00	0.00
Education Fund	10 R 3781 0000 00 000 000000	TECH INTEGRATION GRANT	0.00	0.00		0.00	0.00	0.00
Education Fund	10 R 3792 0000 00 000 000000	TECH-CLOSING THE GAP	0.00	0.00		0.00	0.00	0.00
Education Fund	10 R 3800 0000 00 000 000000	STATE LIBRARY GRANT	2,500.00	0.00		2,500.00	0.00	0.00
Education Fund	10 R 3998 0000 00 000 000000	RECEIPTS/REVENUE ON BEHALF PAYMENTS	0.00	0.00		0.00	0.00	0.00
Education Fund	10 R 3999 0000 00 000 000000	OTH GRANTS-IN-AID/STATE SOURCE	0.00	0.00		0.00	0.00	0.00
Education Fund	10 R 4100 0000 00 000 000000	TITLE V	0.00	0.00		0.00	0.00	0.00
Education Fund	10 R 4101 0000 00 000 000000	HOMELESS GRANT	0.00	0.00		0.00	0.00	0.00
Education Fund	10 R 4215 0000 00 000 000000	SPECIAL MILK PROGRAM	0.00	0.00	0.00	0.00	0.00	0.00
Education Fund	10 R 4225 0000 00 000 000000	Summer Foods Program	0.00	0.00		0.00	0.00	0.00
Education Fund	10 R 4300 0000 00 000 000000	TITLE I	70,000.00	0.00	0.00	56,170.00	13,830.00	19.76
Education Fund	10 R 4400 0000 00 000 000000	TITLE IV DRUG FREE GRANT	10,000.00	0.00	0.00	10,000.00	0.00	0.00
Education Fund	10 R 4620 0000 00 000 000000	SPEC ED-IDEA FLOW THRU	786,801.00	419,393.00	0.00	367,408.00	419,393.00	53.30
Education Fund	10 R 4620 0000 00 000 223000	ARP IDEA FLOW-THROUGH	0.00	0.00	0.00	0.00	0.00	0.00
Education Fund	10 R 4625 0000 00 000 000000	SPEC ED-IDEA-RM & BOARD	150,000.00	0.00	0.00	150,000.00	0.00	0.00
Education Fund	10 R 4745 0000 00 000 000000	AG EDUC GRANT	1,200.00	0.00	0.00	1,200.00	0.00	0.00
Education Fund	10 R 4850 0000 00 000 000000	ARRA - GENERAL STATE AID	0.00	0.00		0.00	0.00	0.00
Education Fund	10 R 4870 0000 00 000 000000	ARRA -GSA-SFSF	0.00	0.00		0.00	0.00	0.00
Education Fund	10 R 4880 0000 00 000 000000	ARRA-Educ Jobs Fund Prgm	0.00	0.00		0.00	0.00	0.00
Education Fund	10 R 4930 0000 00 000 000000	TITLE II EISENHWR PROF DVLPMT	0.00	0.00		0.00	0.00	0.00

# Revenue Report

Fiscal Year: 2022-2023  
Month: October

COUNTY OF GRUNDY SCHOOL DIST 111

Fund Description	Account Number	Account Description	Revised Budget	Monthly Activity	Pending Activity	Available Funds	Year to Date Activity	Percent of Budget Used
Education Fund	10 R 4932 0000 00 000 000000	Title II - Teacher Quality	35,000.00	0.00	0.00	22,589.00	12,411.00	35.46
Education Fund	10 R 4935 0000 00 000 000000	TITLE II EISENHWR MATH/SCI	0.00	0.00		0.00	0.00	0.00
Education Fund	10 R 4971 0000 00 000 000000	TITLE II PART D TECH GRANT	0.00	0.00		0.00	0.00	0.00
Education Fund	10 R 4991 0000 00 000 000000	MEDICAID/ADMN OUTREACH	15,000.00	1,286.72	0.00	12,838.31	2,161.69	14.41
Education Fund	10 R 4992 0000 00 000 000000	MEDICAID MATCHING	0.00	0.00		0.00	0.00	263
Education Fund	10 R 4998 0000 00 000 499801	DIGITAL EQUITY GRANT	0.00	0.00		0.00	0.00	
Education Fund	10 R 4998 0000 00 000 499803	ESSER III	325,000.00	0.00	0.00	325,000.00	0.00	0.00
Education Fund	10 R 7110 0000 00 000 000000	PERM TRANS FROM W/C-ABATEMENT	0.00	0.00		0.00	0.00	0.00
Education Fund	10 R 7180 0000 00 000 000000	PERM TRANS FROM W/C-ABATEMENT	0.00	0.00		0.00	0.00	0.00
Education Fund	10 R 7900 0000 00 000 000000	DEBT PROCEEDS	0.00	0.00		0.00	0.00	0.00
Education Fund	10 R 9601 0000 00 000 000000	TIF SURPLUS DONATION	0.00	0.00		0.00	0.00	0.00
<b>10 - -----</b>	<b>Education Fund</b>	<b>TIF SURPLUS DONATION</b>	<b>41,615,367.69</b>	<b>4,661,215.06</b>	<b>-115.00</b>	<b>21,664,152.76</b>	<b>19,951,329.93</b>	
Activity Fund	11 R 1799 0000 00 000 000000	ACTIVITY FUND ACCOUNT	0.00	0.00		0.00	0.00	0.00
Activity Fund	11 R 1799 0000 01 000 900000	COADY SCHOLARSHIP	750.00	727.45	0.00	-1,287.30	2,037.30	271.64
Activity Fund	11 R 1799 0000 30 300 910001	SPORTS - ATHLETIC HALL OF FAME	0.00	0.00		0.00	0.00	0.00
Activity Fund	11 R 1799 0000 30 300 910002	SPORTS - ATHLETIC POP	7,500.00	19.66	0.00	5,983.63	1,516.37	20.22
Activity Fund	11 R 1799 0000 30 300 910003	SPORTS - ATHLETIC TRAINING	300.00	0.00		300.00	0.00	0.00
Activity Fund	11 R 1799 0000 30 300 910004	SPORTS - BASEBALL	2,500.00	0.00		2,500.00	0.00	0.00
Activity Fund	11 R 1799 0000 30 300 910005	SPORTS - BOYS BASKETBALL	10,000.00	0.00	0.00	8,700.00	1,300.00	13.00
Activity Fund	11 R 1799 0000 30 300 910006	SPORTS - BOYS BOWLING	500.00	0.00		500.00	0.00	0.00
Activity Fund	11 R 1799 0000 30 300 910007	SPORTS - BOYS GOLF	0.00	0.00		0.00	0.00	0.00
Activity Fund	11 R 1799 0000 30 300 910008	SPORTS - BOYS SOCCER	15,000.00	15,383.30	0.00	-3,383.30	18,383.30	122.56
Activity Fund	11 R 1799 0000 30 300 910009	SPORTS - BOYS TENNIS	2,000.00	0.00		2,000.00	0.00	0.00
Activity Fund	11 R 1799 0000 30 300 910010	SPORTS - BOYS TRACK	6,500.00	0.00	0.00	5,955.79	544.21	8.37
Activity Fund	11 R 1799 0000 30 300 910011	SPORTS - BOYS VOLLEYBALL	400.00	0.00		400.00	0.00	0.00
Activity Fund	11 R 1799 0000 30 300 910012	SPORTS - CHEERLEADERS	40,000.00	0.00	0.00	25,490.00	14,510.00	36.28

# Revenue Report

Fiscal Year: 2022-2023  
Month: October

COUNTY OF GRUNDY SCHOOL DIST 111

Fund Description	Account Number	Account Description	Revised Budget	Monthly Activity	Pending Activity	Available Funds	Year to Date Activity	Percent of Budget Used
Activity Fund	11 R 1799 0000 30 300 910013	SPORTS - CROSS COUNTY CO ED	8,500.00	0.00	0.00	6,984.40	1,515.60	17.83
Activity Fund	11 R 1799 0000 30 300 910014	SPORTS - FOOTBALL	75,000.00	0.00	0.00	6,052.00	68,948.00	91.93
Activity Fund	11 R 1799 0000 30 300 910015	SPORTS - FOOTBALL JERSEYS	0.00	0.00		0.00	0.00	0.00
Activity Fund	11 R 1799 0000 30 300 910016	SPORTS - GIRLS BASKETBALL	10,000.00	0.00		10,000.00	0.00	0.00
Activity Fund	11 R 1799 0000 30 300 910017	SPORTS - GIRLS BOWLING	1,500.00	0.00		1,500.00	0.00	264
Activity Fund	11 R 1799 0000 30 300 910018	SPORTS - GIRLS GOLF	0.00	0.00		0.00	0.00	
Activity Fund	11 R 1799 0000 30 300 910019	SPORTS - GIRLS SOCCER	5,000.00	0.00		5,000.00	0.00	0.00
Activity Fund	11 R 1799 0000 30 300 910020	SPORTS - GIRLS TENNIS	0.00	0.00	0.00	-2,005.00	2,005.00	0.00
Activity Fund	11 R 1799 0000 30 300 910021	SPORTS - GIRLS TRACK	5,000.00	0.00	0.00	4,940.00	60.00	1.20
Activity Fund	11 R 1799 0000 30 300 910022	SPORTS - GIRLS VOLLEYBALL	11,000.00	8,782.31	0.00	1,528.69	9,471.31	86.10
Activity Fund	11 R 1799 0000 30 300 910023	SPORTS - LACROSSE	2,500.00	0.00	0.00	2,405.00	95.00	3.80
Activity Fund	11 R 1799 0000 30 300 910024	SPORTS - OUTDOOR ED TRIP	0.00	0.00		0.00	0.00	0.00
Activity Fund	11 R 1799 0000 30 300 910025	SPORTS - POMS	30,000.00	1,254.00	0.00	8,106.71	21,893.29	72.98
Activity Fund	11 R 1799 0000 30 300 910026	SPORTS - SOFTBALL	17,000.00	0.00		17,000.00	0.00	0.00
Activity Fund	11 R 1799 0000 30 300 910027	SPORTS - SWIMMING B&G	0.00	0.00		0.00	0.00	0.00
Activity Fund	11 R 1799 0000 30 300 910028	SPORTS - WRESTLING BOYS	6,000.00	0.00		6,000.00	0.00	0.00
Activity Fund	11 R 1799 0000 30 300 910029	SUMMER CAMPS - BAND CAMP	15,000.00	0.00	0.00	-10,427.50	25,427.50	169.52
Activity Fund	11 R 1799 0000 30 300 910030	SUMMER CAMPS - BASEBALL	25,000.00	0.00		25,000.00	0.00	0.00
Activity Fund	11 R 1799 0000 30 300 910031	SUMMER CAMPS - BOYS BASKETBALL	3,720.00	0.00	0.00	0.00	3,720.00	100.00
Activity Fund	11 R 1799 0000 30 300 910032	SUMMER CAMPS - BOYS VOLLEYBALL	0.00	0.00		0.00	0.00	0.00
Activity Fund	11 R 1799 0000 30 300 910033	SUMMER CAMPS - CHEERLEADING	0.00	0.00	0.00	-1,920.00	1,920.00	0.00
Activity Fund	11 R 1799 0000 30 300 910034	SUMMER CAMPS - CROSS COUNTRY	5,225.00	0.00	0.00	0.00	5,225.00	100.00
Activity Fund	11 R 1799 0000 30 300 910035	SUMMER CAMPS - FOOTBALL	11,125.00	0.00	0.00	175.00	10,950.00	98.43
Activity Fund	11 R 1799 0000 30 300 910036	SUMMER CAMPS - GIRLS BASKETBALL	550.00	0.00	0.00	0.00	550.00	100.00

# Revenue Report

Fiscal Year: 2022-2023  
Month: October

COUNTY OF GRUNDY SCHOOL DIST 111

Fund Description	Account Number	Account Description	Revised Budget	Monthly Activity	Pending Activity	Available Funds	Year to Date Activity	Percent of Budget Used
Activity Fund	11 R 1799 0000 30 300 910037	SUMMER CAMPS - GIRLS VOLLEYBALL	7,040.00	0.00	0.00	0.00	7,040.00	100.00
Activity Fund	11 R 1799 0000 30 300 910038	SUMMER CAMPS - POMS	0.00	0.00	0.00	-5,840.00	5,840.00	0.00
Activity Fund	11 R 1799 0000 30 300 910039	SUMMER CAMPS - SOCCER	1,340.00	0.00	0.00	0.00	1,340.00	100.00
Activity Fund	11 R 1799 0000 30 300 910040	SUMMER CAMPS - CONDITIONING	1,495.00	0.00	0.00	0.00	1,495.00	100.00
Activity Fund	11 R 1799 0000 30 300 910041	SUMMER CAMPS - TENNIS CO-ED	3,485.00	0.00	0.00	0.00	3,485.00	100.00
Activity Fund	11 R 1799 0000 30 300 910042	SUMMER CAMPS - WOMENS FITNESS	0.00	0.00		0.00	0.00	0.00
Activity Fund	11 R 1799 0000 30 300 910043	FOOTBALL TEAM CAMP	2,950.00	0.00	0.00	0.00	2,950.00	100.00
Activity Fund	11 R 1799 0000 30 300 910044	SPORTS - GIRLS WRESTLING	5,000.00	0.00	0.00	5,000.00	0.00	0.00
Activity Fund	11 R 1799 0000 70 300 900001	ACTIVITIES - POP	14,000.00	378.66	0.00	-2,915.73	16,915.73	120.83
Activity Fund	11 R 1799 0000 70 300 900002	ACTIVITIES - ART CLUB	500.00	0.00		500.00	0.00	0.00
Activity Fund	11 R 1799 0000 70 300 900003	ACTIVITIES - ATHLETIC LEADERSHIP	0.00	0.00		0.00	0.00	0.00
Activity Fund	11 R 1799 0000 70 300 900004	ACTIVITIES - BAND	100.00	0.00	0.00	100.00	0.00	0.00
Activity Fund	11 R 1799 0000 70 300 900005	ACTIVITIES - CHESS	300.00	0.00		300.00	0.00	0.00
Activity Fund	11 R 1799 0000 70 300 900006	ACTIVITIES - PHOTOGRAPHY	250.00	0.00		250.00	0.00	0.00
Activity Fund	11 R 1799 0000 70 300 900007	ACTIVITIES - CHORUS	3,000.00	0.00	0.00	2,147.00	853.00	28.43
Activity Fund	11 R 1799 0000 70 300 900008	ACTIVITIES - CLASS OF 2025	5,000.00	0.00		5,000.00	0.00	0.00
Activity Fund	11 R 1799 0000 70 300 900009	ACTIVITIES - CLASS OF 2026	5,000.00	0.00		5,000.00	0.00	0.00
Activity Fund	11 R 1799 0000 70 300 900010	ACTIVITIES - CLASS OF 2027	0.00	0.00		0.00	0.00	0.00
Activity Fund	11 R 1799 0000 70 300 900011	ACTIVITIES - CLASS OF 2028	0.00	0.00		0.00	0.00	0.00
Activity Fund	11 R 1799 0000 70 300 900012	ACTIVITIES - CLASS OF 2023	4,500.00	-61,476.73	0.00	3,760.93	739.07	16.42
Activity Fund	11 R 1799 0000 70 300 900013	ACTIVITIES - CLASS OF 2024	4,500.00	3.27	0.00	-7,674.07	12,174.07	270.53
Activity Fund	11 R 1799 0000 70 300 900014	ACTIVITIES - COMMUNITY GARDEN	0.00	0.00		0.00	0.00	0.00
Activity Fund	11 R 1799 0000 70 300 900015	ACTIVITIES - CULINARY ARTS	0.00	0.00		0.00	0.00	0.00
Activity Fund	11 R 1799 0000 70 300 900016	ACTIVITIES - MOCK TRIAL	0.00	0.00		0.00	0.00	0.00

265

# Revenue Report

Fiscal Year: 2022-2023  
Month: October

COUNTY OF GRUNDY SCHOOL DIST 111

Fund Description	Account Number	Account Description	Revised Budget	Monthly Activity	Pending Activity	Available Funds	Year to Date Activity	Percent of Budget Used
Activity Fund	11 R 1799 0000 70 300 900017	ACTIVITIES - DREAM	0.00	0.00		0.00	0.00	0.00
Activity Fund	11 R 1799 0000 70 300 900018	ACTIVITIES - FASHION MERCHANDISING	0.00	0.00		0.00	0.00	0.00
Activity Fund	11 R 1799 0000 70 300 900019	ACTIVITIES - FCCLA	0.00	0.00		0.00	0.00	0.00
Activity Fund	11 R 1799 0000 70 300 900020	ACTIVITIES - FFA	4,000.00	0.00	0.00	-342.00	4,342.00	108.55
Activity Fund	11 R 1799 0000 70 300 900021	ACTIVITIES - FRENCH NHS	0.00	0.00		0.00	0.00	0.00
Activity Fund	11 R 1799 0000 70 300 900022	ACTIVITIES - FUTURE BUSINESS LEADERS	0.00	0.00		0.00	0.00	266 0.00
Activity Fund	11 R 1799 0000 70 300 900023	ACTIVITIES - I.O.T.A.	0.00	0.00		0.00	0.00	0.00
Activity Fund	11 R 1799 0000 70 300 900024	ACTIVITIES - INDIAN CLIMBING CLUB	0.00	0.00		0.00	0.00	0.00
Activity Fund	11 R 1799 0000 70 300 900025	ACTIVITIES - INDIAN NATION	0.00	0.00		0.00	0.00	0.00
Activity Fund	11 R 1799 0000 70 300 900026	ACTIVITIES - INT'L CLUB	5,000.00	0.00		5,000.00	0.00	0.00
Activity Fund	11 R 1799 0000 70 300 900027	ACTIVITIES - INT'L THESPIANS	8,000.00	0.00	0.00	6,518.80	1,481.20	18.52
Activity Fund	11 R 1799 0000 70 300 900028	ACTIVITIES - INTERACT	0.00	0.00		0.00	0.00	0.00
Activity Fund	11 R 1799 0000 70 300 900029	ACTIVITIES - INVESTMENT CLUB	0.00	0.00		0.00	0.00	0.00
Activity Fund	11 R 1799 0000 70 300 900030	ACTIVITIES - JUDO	500.00	150.00	0.00	350.00	150.00	30.00
Activity Fund	11 R 1799 0000 70 300 900031	ACTIVITIES - KALEIDOSOPE	0.00	0.00		0.00	0.00	0.00
Activity Fund	11 R 1799 0000 70 300 900032	ACTIVITIES - MAC	12,000.00	0.00	0.00	8,132.00	3,868.00	32.23
Activity Fund	11 R 1799 0000 70 300 900033	ACTIVITIES - MATH TEAM	500.00	0.00		500.00	0.00	0.00
Activity Fund	11 R 1799 0000 70 300 900034	ACTIVITIES - MCHS BOOK CLUB	500.00	0.00		500.00	0.00	0.00
Activity Fund	11 R 1799 0000 70 300 900035	ACTIVITIES - MEMORIAL GARDEN	0.00	0.00		0.00	0.00	0.00
Activity Fund	11 R 1799 0000 70 300 900036	ACTIVITIES - MUSICAL	500.00	0.00		500.00	0.00	0.00
Activity Fund	11 R 1799 0000 70 300 900037	ACTIVITIES - NEEDY FAMILIES	7,500.00	7,423.30	0.00	46.70	7,453.30	99.38
Activity Fund	11 R 1799 0000 70 300 900038	ACTIVITIES - NHS	5,000.00	1,063.39	0.00	3,936.61	1,063.39	21.27
Activity Fund	11 R 1799 0000 70 300 900039	ACTIVITIES - ORCHESIS	2,500.00	0.00		2,500.00	0.00	0.00
Activity Fund	11 R 1799 0000 70 300 900040	ACTIVITIES - PAC RESTORATION	2,500.00	0.00	0.00	2,120.00	380.00	15.20
Activity Fund	11 R 1799 0000 70 300 900041	ACTIVITIES - PERCUSSION	25,000.00	0.00		25,000.00	0.00	0.00
Activity Fund	11 R 1799 0000 70 300 900042	ACTIVITIES - GAME CLUB	500.00	0.00		500.00	0.00	0.00

# Revenue Report

Fiscal Year: 2022-2023  
Month: October

COUNTY OF GRUNDY SCHOOL DIST 111

Fund Description	Account Number	Account Description	Revised Budget	Monthly Activity	Pending Activity	Available Funds	Year to Date Activity	Percent of Budget Used
Activity Fund	11 R 1799 0000 70 300 900043	ACTIVITIES - NEWSPAPER	500.00	0.00		500.00	0.00	0.00
Activity Fund	11 R 1799 0000 70 300 900044	ACTIVITIES - SADD	0.00	0.00		0.00	0.00	0.00
Activity Fund	11 R 1799 0000 70 300 900045	ACTIVITIES - SCHOLASTIC BOWL	200.00	0.00		200.00	0.00	0.00
Activity Fund	11 R 1799 0000 70 300 900046	ACTIVITIES - SPANISH NHS	1,500.00	0.00		1,500.00	0.00	0.00
Activity Fund	11 R 1799 0000 70 300 900047	ACTIVITIES - SPEECH	40,000.00	0.00		40,000.00	0.00	0.00
Activity Fund	11 R 1799 0000 70 300 900048	ACTIVITIES - STUDENT COUNCIL	50,000.00	61,545.00	0.00	-15,480.00	65,480.00	267 130.96
Activity Fund	11 R 1799 0000 70 300 900049	ACTIVITIES - TSA	3,500.00	0.00		3,500.00	0.00	0.00
Activity Fund	11 R 1799 0000 70 300 900050	ACTIVITIES - UNDERWATER ROBOTIC	3,500.00	0.00		3,500.00	0.00	0.00
Activity Fund	11 R 1799 0000 70 300 900051	ACTIVITIES - WINTERGUARD	25,000.00	0.00	0.00	24,950.00	50.00	0.20
Activity Fund	11 R 1799 0000 70 300 900052	ACTIVITIES - WYSE	0.00	0.00		0.00	0.00	0.00
Activity Fund	11 R 1799 0000 70 300 900053	ACTIVITIES - YEARBOOK	7,500.00	0.00	0.00	4,719.22	2,780.78	37.08
Activity Fund	11 R 1799 0000 70 300 900054	ACTIVITIES - ALLIES IN DIVERSITY	500.00	0.00		500.00	0.00	0.00
Activity Fund	11 R 1799 0000 70 300 900055	CYBRARY	0.00	0.00		0.00	0.00	0.00
Activity Fund	11 R 1799 0000 70 300 900056	FACULTY POP	750.00	19.66	0.00	365.60	384.40	51.25
Activity Fund	11 R 1799 0000 70 300 900057	PROJECT INDIAN	0.00	0.00		0.00	0.00	0.00
Activity Fund	11 R 1799 0000 70 300 900058	PROM	135,000.00	0.00		135,000.00	0.00	0.00
Activity Fund	11 R 1799 0000 70 300 900059	SCHOLARSHIP	50,000.00	0.00		50,000.00	0.00	0.00
Activity Fund	11 R 1799 0000 70 300 900060	ACTIVITIES - DISC GOLF	1,000.00	0.00		1,000.00	0.00	0.00
Activity Fund	11 R 1799 0000 70 300 900061	ACTIVITIES - ASL - AMERICAN SIGN LANGUAGE CLUB/NHS	2,000.00	0.00		2,000.00	0.00	0.00
Activity Fund	11 R 1799 0000 70 300 900062	GREEN HOUSE	2,000.00	0.00		2,000.00	0.00	0.00
Activity Fund	11 R 1799 0000 70 300 900064	FOUNDATION SCHOLARSHIP	0.00	0.00		0.00	0.00	0.00
Activity Fund	11 R 1799 0000 70 300 900065	FOUNDATION ASSIST MCHS ATHLETICS/ACTIVITIES	0.00	0.00	0.00	-95.00	95.00	0.00
<b>11 - ---- - - - - - - - -</b>	<b>Activity Fund</b>	<b>FOUNDATION ASSIST</b>	<b>772,980.00</b>	<b>35,273.27</b>	<b>0.00</b>	<b>442,548.18</b>	<b>330,431.82</b>	
Operations & Maint Fund	20 R 1110 0000 00 000 000000	PRIOR YEAR TAXES	0.00	0.00		0.00	0.00	0.00
Operations & Maint Fund	20 R 1111 0000 00 000 000000	GRUNDY CO TAXES	1,617,481.58	469,395.77	0.00	78,923.59	1,538,557.99	95.12

# Revenue Report

Fiscal Year: 2022-2023  
Month: October

COUNTY OF GRUNDY SCHOOL DIST 111

Fund Description	Account Number	Account Description	Revised Budget	Monthly Activity	Pending Activity	Available Funds	Year to Date Activity	Percent of Budget Used
Operations & Maint Fund	20 R 1112 0000 00 000 000000	KENDALL CO TAXES	222,026.16	4,279.56	0.00	3,226.04	218,800.12	98.55
Operations & Maint Fund	20 R 1113 0000 00 000 000000	WILL CO TAXES	1,050,321.58	16,190.40	0.00	111,551.72	938,769.86	89.38
Operations & Maint Fund	20 R 1114 0000 00 000 000000	GRUNDY CO EDPA SURPLUS	0.00	0.00		0.00	0.00	0.00
Operations & Maint Fund	20 R 1122 0000 00 000 000000	KENDALL CO - EARLY DISTR	254,878.75	0.00		254,878.75	0.00	0.00
Operations & Maint Fund	20 R 1123 0000 00 000 000000	WILL CO - EARLY DISTR	1,211,411.43	0.00		1,211,411.43	0.00	0.00
Operations & Maint Fund	20 R 1210 0000 00 000 000000	MOBILE HOME TAX	0.00	0.00		0.00	0.00	268 0.00
Operations & Maint Fund	20 R 1211 0000 00 000 000000	GRUNDY CO TORT	0.00	0.00		0.00	0.00	0.00
Operations & Maint Fund	20 R 1212 0000 00 000 000000	KENDALL CO TORT	0.00	0.00		0.00	0.00	0.00
Operations & Maint Fund	20 R 1213 0000 00 000 000000	WILL CO TORT	0.00	0.00		0.00	0.00	0.00
Operations & Maint Fund	20 R 1222 0000 00 000 000000	KENDALL CO TORT-EARLY DIST	0.00	0.00		0.00	0.00	0.00
Operations & Maint Fund	20 R 1223 0000 00 000 000000	WILL CO TORT-EARLY DISTR	0.00	0.00		0.00	0.00	0.00
Operations & Maint Fund	20 R 1230 0000 00 000 000000	CPPRT	511,921.34	113,884.10	0.00	303,833.68	208,087.66	40.65
Operations & Maint Fund	20 R 1290 0000 00 000 000000	ESCROW PMTS/LIEU OF TAXES	0.00	0.00		0.00	0.00	0.00
Operations & Maint Fund	20 R 1311 0000 00 000 000000	GRUNDY CO LEASE	0.00	0.00		0.00	0.00	0.00
Operations & Maint Fund	20 R 1312 0000 00 000 000000	KENDALL CO LEASE	0.00	0.00		0.00	0.00	0.00
Operations & Maint Fund	20 R 1313 0000 00 000 000000	WILL CO LEASE	0.00	0.00		0.00	0.00	0.00
Operations & Maint Fund	20 R 1322 0000 00 000 000000	KENDALL CO LEASE-EARLY DISTR	0.00	0.00		0.00	0.00	0.00
Operations & Maint Fund	20 R 1323 0000 00 000 000000	WILL CO LEASE-EARLY DISTR	0.00	0.00		0.00	0.00	0.00
Operations & Maint Fund	20 R 1510 0000 00 000 000000	CHECKING INTEREST	0.00	0.00		0.00	0.00	0.00
Operations & Maint Fund	20 R 1511 0000 00 000 000000	INVESTMENT INTEREST	40,000.00	10,217.56	-122.00	21,536.96	18,585.04	46.46
Operations & Maint Fund	20 R 1910 0000 00 000 000000	CLASSROOM RENTAL	0.00	0.00		0.00	0.00	0.00
Operations & Maint Fund	20 R 1911 0000 00 000 000000	BUILDING RENTAL	10,000.00	3,664.44	0.00	-1,741.87	11,741.87	117.42
Operations & Maint Fund	20 R 1912 0000 00 000 000000	FARM LEASE PAYMENTS	55,000.00	0.00		55,000.00	0.00	0.00
Operations & Maint Fund	20 R 1950 0000 00 000 000000	REFUND OF PRIOR YR EXPENSES	0.00	0.00		0.00	0.00	0.00
Operations & Maint Fund	20 R 1991 0000 00 000 000000	SP ED HOUSING ASSESSMENT	16,500.00	0.00		16,500.00	0.00	0.00
Operations & Maint Fund	20 R 1996 0000 00 000 000000	SALE OF CROPS	0.00	0.00		0.00	0.00	0.00

# Revenue Report

Fiscal Year: 2022-2023  
Month: October

COUNTY OF GRUNDY SCHOOL DIST 111

Fund Description	Account Number	Account Description	Revised Budget	Monthly Activity	Pending Activity	Available Funds	Year to Date Activity	Percent of Budget Used
Operations & Maint Fund	20 R 1997 0000 00 000 000000	INSURANCE	0.00	0.00		0.00	0.00	0.00
Operations & Maint Fund	20 R 1998 0000 00 000 000000	SALE OF EQUIPMENT	0.00	0.00		0.00	0.00	0.00
Operations & Maint Fund	20 R 1999 0000 00 000 000000	OTHER-LOCAL SOURCES	20,000.00	0.00		20,000.00	0.00	0.00
Operations & Maint Fund	20 R 1999 2220 00 000 000000	DIST 111 GROUP MEDICAL REVENUE	225,000.00	19,300.24	0.00	148,496.81	76,503.19	34.00
Operations & Maint Fund	20 R 1999 2230 00 000 000000	DIST 111 GROUP DENTAL REVENUE	11,500.00	969.55	0.00	7,659.69	3,840.31	33.39
Operations & Maint Fund	20 R 2901 0000 00 000 000000	GRUNDY CO TIF EXT	0.00	0.00		0.00	0.00	269 0.00
Operations & Maint Fund	20 R 3925 0000 00 000 000000	SCHOOL MAINTENANCE PROJECTS	50,000.00	0.00		50,000.00	0.00	0.00
Operations & Maint Fund	20 R 3999 0000 00 000 000000	OTH GRANTS-IN-AID/STATE SOURCE	0.00	0.00		0.00	0.00	0.00
Operations & Maint Fund	20 R 4590 0000 00 000 000000	COPS GRANT - MINOOKA	0.00	0.00		0.00	0.00	0.00
Operations & Maint Fund	20 R 4998 0000 00 000 499801	ESSER 1	0.00	0.00		0.00	0.00	0.00
Operations & Maint Fund	20 R 4998 0000 00 000 499802	ESSER II	281,358.00	0.00		281,358.00	0.00	0.00
Operations & Maint Fund	20 R 4998 0000 00 000 499803	ESSER III	0.00	0.00		0.00	0.00	0.00
Operations & Maint Fund	20 R 7110 0000 00 000 000000	PERM TRANS FROM W/C-ABATEMENT	0.00	0.00		0.00	0.00	0.00
Operations & Maint Fund	20 R 7130 0000 00 000 000000	PERM TRANS AMONG FUNDS	0.00	0.00		0.00	0.00	0.00
Operations & Maint Fund	20 R 7900 0000 00 000 000000	DEBT PROCEEDS	0.00	0.00		0.00	0.00	0.00
Operations & Maint Fund	20 R 8410 0000 00 000 000000	TAXES PLEDGED/PRINC-CAP LEASE	0.00	0.00		0.00	0.00	0.00
Operations & Maint Fund	20 R 9601 0000 00 000 000000	TIF SURPLUS DONATION	0.00	0.00		0.00	0.00	0.00
<b>20 - -----</b>	<b>Operations &amp; Maint Fund</b>	<b>TIF SURPLUS DONATION</b>	<b>5,577,398.84</b>	<b>637,901.62</b>	<b>-122.00</b>	<b>2,562,634.80</b>	<b>3,014,886.04</b>	
Debt Service Fund or Fund Group	30 R 1110 0000 00 000 000000	PRIOR YEAR TAXES	0.00	0.00		0.00	0.00	0.00
Debt Service Fund or Fund Group	30 R 1111 0000 00 000 000000	GRUNDY CO TAXES	3,129,373.96	966,941.77	0.00	35,115.78	3,094,258.18	98.88
Debt Service Fund or Fund Group	30 R 1112 0000 00 000 000000	KENDALL CO TAXES	442,045.19	8,520.44	0.00	6,422.90	435,622.29	98.55
Debt Service Fund or Fund Group	30 R 1113 0000 00 000 000000	WILL CO TAXES	1,984,524.07	31,571.28	0.00	153,922.84	1,830,601.23	92.24
Debt Service Fund or Fund Group	30 R 1114 0000 00 000 000000	GRUNDY CO EPDA SURPLUS	0.00	0.00		0.00	0.00	0.00
Debt Service Fund or Fund Group	30 R 1122 0000 00 000 000000	KENDALL CO - EARLY DISTR	455,108.94	0.00		455,108.94	0.00	0.00

# Revenue Report

Fiscal Year: 2022-2023  
Month: October

COUNTY OF GRUNDY SCHOOL DIST 111

Fund Description	Account Number	Account Description	Revised Budget	Monthly Activity	Pending Activity	Available Funds	Year to Date Activity	Percent of Budget Used
Debt Service Fund or Fund Group	30 R 1123 0000 00 000 000000	WILL CO - EARLY DISTR	2,163,084.06	0.00		2,163,084.06	0.00	0.00
Debt Service Fund or Fund Group	30 R 1210 0000 00 000 000000	MOBILE HOME TAX	0.00	0.00		0.00	0.00	0.00
Debt Service Fund or Fund Group	30 R 1290 0000 00 000 000000	PAYMENT IN LIEU OF TAXES BONDS	0.00	0.00		0.00	0.00	0.00
Debt Service Fund or Fund Group	30 R 1301 0000 00 000 000000	GRUNDY CO LEASE	0.00	0.00		0.00	0.00	0.00
Debt Service Fund or Fund Group	30 R 1302 0000 00 000 000000	KENDALL CO LEASE	0.00	0.00		0.00	0.00	270 0.00
Debt Service Fund or Fund Group	30 R 1303 0000 00 000 000000	WILL CO LEASE	0.00	0.00		0.00	0.00	0.00
Debt Service Fund or Fund Group	30 R 1323 0000 00 000 000000	WILL CO LEASE-EARLY DIST	0.00	0.00		0.00	0.00	0.00
Debt Service Fund or Fund Group	30 R 1510 0000 00 000 000000	CHECKING INTEREST	0.00	0.00		0.00	0.00	0.00
Debt Service Fund or Fund Group	30 R 1511 0000 00 000 000000	INVESTMENT INTEREST	3,350.00	15,551.59	0.00	-12,978.50	16,328.50	487.42
Debt Service Fund or Fund Group	30 R 1512 0000 00 000 000000	BOND INTEREST	0.00	0.00		0.00	0.00	0.00
Debt Service Fund or Fund Group	30 R 1999 0000 00 000 000000	OTHER-LOCAL SOURCES	0.00	0.00		0.00	0.00	0.00
Debt Service Fund or Fund Group	30 R 2901 0000 00 000 000000	GRUNDY CO TIF EXT	0.00	0.00		0.00	0.00	0.00
Debt Service Fund or Fund Group	30 R 7210 0000 00 000 000000	PRINCIPAL ON BONDS SOLD	0.00	0.00	0.00	0.00	0.00	0.00
Debt Service Fund or Fund Group	30 R 7210 0000 00 000 000001	PREMIUM ON BONDS SOLD	0.00	0.00	0.00	0.00	0.00	0.00
Debt Service Fund or Fund Group	30 R 7220 0000 00 000 000000	PREMIUM ON BONDS SOLD	0.00	0.00		0.00	0.00	0.00
Debt Service Fund or Fund Group	30 R 7230 0000 00 000 000000	INTEREST ON BONDS SOLD	0.00	0.00		0.00	0.00	0.00
Debt Service Fund or Fund Group	30 R 7400 0000 00 000 000000	TRANS FROM OTHER FUNDS	0.00	0.00		0.00	0.00	0.00
Debt Service Fund or Fund Group	30 R 7401 0000 00 000 000000	TRANS FROM OBM LEASE	0.00	0.00		0.00	0.00	0.00
Debt Service Fund or Fund Group	30 R 7500 0000 00 000 000000	TRANS FROM OTHER FUNDS	0.00	0.00		0.00	0.00	0.00
Debt Service Fund or Fund Group	30 R 8990 0000 00 000 000000	DISCOUNT ON BONDS SOLD	0.00	0.00		0.00	0.00	0.00
Debt Service Fund or Fund Group	30 R 8991 0000 00 000 000000	REFUNDED PRINCIPAL	0.00	0.00		0.00	0.00	0.00

# Revenue Report

Fiscal Year: 2022-2023  
Month: October

COUNTY OF GRUNDY SCHOOL DIST 111

Fund Description	Account Number	Account Description	Revised Budget	Monthly Activity	Pending Activity	Available Funds	Year to Date Activity	Percent of Budget Used
Debt Service Fund or Fund Group	30 R 8992 0000 00 000 000000	REFUNDED INTEREST	0.00	0.00		0.00	0.00	0.00
Debt Service Fund or Fund Group	30 R 9601 0000 00 000 000000	TIF SURPLUS DONATION	0.00	0.00		0.00	0.00	0.00
<b>30 - -----</b>	<b>Debt Service Fund or Fund</b>	<b>TIF SURPLUS DONATION</b>	<b>8,177,486.22</b>	<b>1,022,585.08</b>	<b>0.00</b>	<b>2,800,676.02</b>	<b>5,376,810.20</b>	
Transportation Fund	40 R 1110 0000 00 000 000000	PRIOR YEAR TAXES	0.00	0.00		0.00	0.00	0.00
Transportation Fund	40 R 1111 0000 00 000 000000	GRUNDY CO TAXES	776,391.16	225,309.97	0.00	37,883.33	738,507.83	95.12
Transportation Fund	40 R 1112 0000 00 000 000000	KENDALL CO TAXES	95,727.56	2,054.19	0.00	-9,296.50	105,024.06	271 109.71
Transportation Fund	40 R 1113 0000 00 000 000000	WILL CO TAXES	504,154.35	7,771.39	0.00	53,544.81	450,609.54	89.38
Transportation Fund	40 R 1114 0000 00 000 000000	GRUNDY CO EPDA SURPLUS	0.00	0.00		0.00	0.00	0.00
Transportation Fund	40 R 1122 0000 00 000 000000	KENDALL CO-EARLY DISTR	122,341.80	0.00		122,341.80	0.00	0.00
Transportation Fund	40 R 1123 0000 00 000 000000	WILL CO-EARLY DISTR	581,477.48	0.00		581,477.48	0.00	0.00
Transportation Fund	40 R 1210 0000 00 000 000000	MOBILE HOME TAX	0.00	0.00		0.00	0.00	0.00
Transportation Fund	40 R 1211 0000 00 000 000000	GRUNDY CO TORT	0.00	0.00		0.00	0.00	0.00
Transportation Fund	40 R 1212 0000 00 000 000000	KENDALL CO TORT	0.00	0.00		0.00	0.00	0.00
Transportation Fund	40 R 1213 0000 00 000 000000	WILL CO TORT	0.00	0.00		0.00	0.00	0.00
Transportation Fund	40 R 1223 0000 00 000 000000	WILL CO TORT-EARLY DISTR	0.00	0.00		0.00	0.00	0.00
Transportation Fund	40 R 1230 0000 00 000 000000	CPPRT	0.00	0.00		0.00	0.00	0.00
Transportation Fund	40 R 1290 0000 00 000 000000	PAYMENT IN LIEU OF TAXES TRANS	0.00	0.00		0.00	0.00	0.00
Transportation Fund	40 R 1442 0000 00 000 000000	SP ED TRAN OTHER DISTRICT	0.00	0.00		0.00	0.00	0.00
Transportation Fund	40 R 1510 0000 00 000 000000	CHECKING INTEREST	0.00	0.00		0.00	0.00	0.00
Transportation Fund	40 R 1511 0000 00 000 000000	INVESTMENT INTEREST	1,700.00	3,100.44	0.00	-1,593.41	3,293.41	193.73
Transportation Fund	40 R 1950 0000 00 000 000000	REFUND OF PRIOR YR EXPENSES	0.00	0.00		0.00	0.00	0.00
Transportation Fund	40 R 1998 0000 00 000 000000	SALE OF EQUIPMENT	3,000.00	0.00		3,000.00	0.00	0.00
Transportation Fund	40 R 1999 0000 00 000 000000	OTHER-LOCAL SOURCES	0.00	0.00	0.00	-1,000.00	1,000.00	0.00
Transportation Fund	40 R 1999 2220 00 000 000000	DIST 111 GROUP MEDICAL REVENUE	145,000.00	11,951.24	0.00	96,460.49	48,539.51	33.48
Transportation Fund	40 R 1999 2230 00 000 000000	DIST 111 GROUP DENTAL REVENUE	5,150.00	438.54	0.00	3,352.97	1,797.03	34.89
Transportation Fund	40 R 2901 0000 00 000 000000	GRUNDY CO TIF EXT	0.00	0.00		0.00	0.00	0.00

# Revenue Report

Fiscal Year: 2022-2023  
Month: October

COUNTY OF GRUNDY SCHOOL DIST 111

Fund Description	Account Number	Account Description	Revised Budget	Monthly Activity	Pending Activity	Available Funds	Year to Date Activity	Percent of Budget Used
Transportation Fund	40 R 3500 0000 00 000 000000	TRANS - REGULAR REIMB	150,000.00	29,466.54	-217.00	92,081.85	58,135.15	38.76
Transportation Fund	40 R 3505 0000 00 000 000000	TRANS - VOCATIONAL REIMB	0.00	0.00		0.00	0.00	0.00
Transportation Fund	40 R 3510 0000 00 000 000000	TRANS-SPEC ED REIMB	940,000.00	181,604.13	0.00	523,024.58	416,975.42	44.36
Transportation Fund	40 R 3999 0000 00 000 000000	OTHER RESTRICTED REV STATE	0.00	0.00		0.00	0.00	0.00
Transportation Fund	40 R 4999 0000 00 000 000000	OTHER RESTRICTED REV FEDERAL	0.00	0.00		0.00	0.00	0.00
Transportation Fund	40 R 7130 0000 00 000 000000	PERM TRANS AMONG FUNDS	0.00	0.00		0.00	0.00	0.00
Transportation Fund	40 R 7140 0000 00 000 000000	INT TRANS FROM SITE/CONST	0.00	0.00		0.00	0.00	0.00
Transportation Fund	40 R 9601 0000 00 000 000000	TIF SURPLUS DONATION	0.00	0.00		0.00	0.00	0.00
<b>40 - -----</b>	<b>Transportation Fund</b>	<b>TIF SURPLUS DONATION</b>	<b>3,324,942.35</b>	<b>461,696.44</b>	<b>-217.00</b>	<b>1,501,277.40</b>	<b>1,823,881.95</b>	<b>272</b>
I.M.R.F./Soc. Sec. Fund	50 R 1110 0000 00 000 000000	PRIOR YEAR TAXES	0.00	0.00		0.00	0.00	0.00
I.M.R.F./Soc. Sec. Fund	50 R 1111 0000 00 000 000000	GRUNDY CO IMRF	153,401.95	44,517.37	0.00	7,485.58	145,916.37	95.12
I.M.R.F./Soc. Sec. Fund	50 R 1112 0000 00 000 000000	KENDALL CO IMRF	21,678.64	417.86	0.00	315.00	21,363.64	98.55
I.M.R.F./Soc. Sec. Fund	50 R 1113 0000 00 000 000000	WILL CO IMRF	97,723.29	1,547.80	0.00	7,976.88	89,746.41	91.84
I.M.R.F./Soc. Sec. Fund	50 R 1114 0000 00 000 000000	GRUNDY CO IMRF EDPA SURPLUS	0.00	0.00		0.00	0.00	0.00
I.M.R.F./Soc. Sec. Fund	50 R 1122 0000 00 000 000000	KENDALL CO-EARLY DISTR	24,751.77	0.00		24,751.77	0.00	0.00
I.M.R.F./Soc. Sec. Fund	50 R 1123 0000 00 000 000000	WILL CO-EARLY DISTR	117,642.50	0.00		117,642.50	0.00	0.00
I.M.R.F./Soc. Sec. Fund	50 R 1210 0000 00 000 000000	MOBILE HOME TAX	0.00	0.00		0.00	0.00	0.00
I.M.R.F./Soc. Sec. Fund	50 R 1211 0000 00 000 000000	MOBILE HOME TAX IMRF	0.00	0.00		0.00	0.00	0.00
I.M.R.F./Soc. Sec. Fund	50 R 1212 0000 00 000 000000	MOBILE HOME TAX SOC SEC	0.00	0.00		0.00	0.00	0.00
I.M.R.F./Soc. Sec. Fund	50 R 1230 0000 00 000 000000	CPPRT	263,717.06	58,667.57	0.00	156,520.38	107,196.68	40.65
I.M.R.F./Soc. Sec. Fund	50 R 1290 0000 00 000 000000	PAYMENT IN LIEU OF TAXES IMRF	0.00	0.00		0.00	0.00	0.00
I.M.R.F./Soc. Sec. Fund	50 R 1291 0000 00 000 000000	PAYMENT IN LIEU OF TAXES SOC SEC	0.00	0.00		0.00	0.00	0.00
I.M.R.F./Soc. Sec. Fund	50 R 1510 0000 00 000 000000	CHECKING INTEREST	0.00	0.00		0.00	0.00	0.00
I.M.R.F./Soc. Sec. Fund	50 R 1511 0000 00 000 000000	INVESTMENT INTEREST	10,000.00	3,760.32	0.00	2,255.23	7,744.77	77.45
I.M.R.F./Soc. Sec. Fund	50 R 1511 0000 00 000 000001	GRUNDY CO SS	190,862.83	55,388.54	0.00	9,313.58	181,549.25	95.12
I.M.R.F./Soc. Sec. Fund	50 R 1512 0000 00 000 000000	KENDALL CO SS	26,962.85	519.71	0.00	391.77	26,571.08	98.55

# Revenue Report

Fiscal Year: 2022-2023  
Month: October

COUNTY OF GRUNDY SCHOOL DIST 111

Fund Description	Account Number	Account Description	Revised Budget	Monthly Activity	Pending Activity	Available Funds	Year to Date Activity	Percent of Budget Used
I.M.R.F./Soc. Sec. Fund	50 R 1513 0000 00 000 000000	WILL CO SS	122,510.87	1,929.90	0.00	10,609.50	111,901.37	91.34
I.M.R.F./Soc. Sec. Fund	50 R 1514 0000 00 000 000000	GRUNDY CO SS EDPA SURPLUS	0.00	0.00		0.00	0.00	0.00
I.M.R.F./Soc. Sec. Fund	50 R 1522 0000 00 000 000000	KENDALL CO SS-EARLY DISTR	29,919.73	0.00		29,919.73	0.00	0.00
I.M.R.F./Soc. Sec. Fund	50 R 1523 0000 00 000 000000	WILL CO SS-EARLY DISTR	142,205.30	0.00		142,205.30	0.00	0.00
I.M.R.F./Soc. Sec. Fund	50 R 1999 0000 00 000 000000	OTHER-LOCAL SOURCES	0.00	0.00		0.00	0.00	0.00
I.M.R.F./Soc. Sec. Fund	50 R 2901 0000 00 000 000000	GRUNDY CO IMRF TIF	0.00	0.00		0.00	0.00	273 0.00
I.M.R.F./Soc. Sec. Fund	50 R 2902 0000 00 000 000000	GRUNDY CO SS TIF	0.00	0.00		0.00	0.00	0.00
I.M.R.F./Soc. Sec. Fund	50 R 9601 0000 00 000 000000	TIF SURPLUS DONATION	0.00	0.00		0.00	0.00	0.00
<b>50 - -----</b>	<b>I.M.R.F./Soc. Sec. Fund</b>	<b>TIF SURPLUS DONATION</b>	<b>1,201,376.79</b>	<b>166,749.07</b>	<b>0.00</b>	<b>509,387.22</b>	<b>691,989.57</b>	
Capital Projects Fund or Fund Group	60 R 1291 0000 00 000 000000	FACILITIES IMPACT FEES	150,000.00	0.00	0.00	138,444.50	11,555.50	7.70
Capital Projects Fund or Fund Group	60 R 1292 0000 00 000 000000	SCHOOL SITE FEES	25,000.00	1,910.09	0.00	20,556.41	4,443.59	17.77
Capital Projects Fund or Fund Group	60 R 1510 0000 00 000 000000	CHECKING INTEREST	0.00	0.00		0.00	0.00	0.00
Capital Projects Fund or Fund Group	60 R 1511 0000 00 000 000000	INVESTMENT INTEREST	8,000.00	11,113.55	0.00	-14,058.68	22,058.68	275.73
Capital Projects Fund or Fund Group	60 R 1520 0000 00 000 000000	GAIN/LOSS ON INVESTMENTS	0.00	0.00		0.00	0.00	0.00
Capital Projects Fund or Fund Group	60 R 1930 0000 00 000 000000	IMPACT FEES	10,000.00	0.00		10,000.00	0.00	0.00
Capital Projects Fund or Fund Group	60 R 1999 0000 00 000 000000	OTHER-LOCAL SOURCES	0.00	0.00		0.00	0.00	0.00
Capital Projects Fund or Fund Group	60 R 4590 0000 00 000 000000	COPS GRANT - CHANNAHON	0.00	0.00		0.00	0.00	0.00
Capital Projects Fund or Fund Group	60 R 4998 0000 00 000 499803	ESSER III	505,268.00	0.00	0.00	505,268.00	0.00	0.00
Capital Projects Fund or Fund Group	60 R 7110 0000 00 000 000000	PERM TRANS FROM W/C- ABATEMENT	7,000,000.00	0.00	0.00	0.00	7,000,000.00	100.00
Capital Projects Fund or Fund Group	60 R 7210 0000 00 000 000000	PRINCIPAL ON BONDS SOLD	0.00	0.00		0.00	0.00	0.00
Capital Projects Fund or Fund Group	60 R 7800 0000 00 000 000000	TRANS FROM OTHER FUNDS	0.00	0.00		0.00	0.00	0.00
<b>60 - -----</b>	<b>Capital Projects Fund or</b>	<b>TRANS FROM OTHER</b>	<b>7,698,268.00</b>	<b>13,023.64</b>	<b>0.00</b>	<b>660,210.23</b>	<b>7,038,057.77</b>	
Working Cash Fund	70 R 1110 0000 00 000 000000	PRIOR YEAR TAXES	0.00	0.00		0.00	0.00	0.00
Working Cash Fund	70 R 1111 0000 00 000 000000	GRUNDY CO TAXES	323,496.32	93,879.16	0.00	15,784.71	307,711.61	95.12

# Revenue Report

Fiscal Year: 2022-2023  
Month: October

COUNTY OF GRUNDY SCHOOL DIST 111

Fund Description	Account Number	Account Description	Revised Budget	Monthly Activity	Pending Activity	Available Funds	Year to Date Activity	Percent of Budget Used
Working Cash Fund	70 R 1112 0000 00 000 000000	KENDALL CO TAXES	44,405.24	855.91	0.00	645.22	43,760.02	98.55
Working Cash Fund	70 R 1113 0000 00 000 000000	WILL CO TAXES	210,064.31	3,238.08	0.00	22,310.33	187,753.98	89.38
Working Cash Fund	70 R 1114 0000 00 000 000000	GRUNDY CO EDPA SURPLUS	0.00	0.00		0.00	0.00	0.00
Working Cash Fund	70 R 1122 0000 00 000 000000	KENDALL CO-EARLY DISTR	50,975.75	0.00		50,975.75	0.00	0.00
Working Cash Fund	70 R 1123 0000 00 000 000000	WILL CO-EARLY DISTR	242,282.29	0.00		242,282.29	0.00	0.00
Working Cash Fund	70 R 1210 0000 00 000 000000	MOBILE HOME TAX	0.00	0.00		0.00	0.00	274 0.00
Working Cash Fund	70 R 1230 0000 00 000 000000	CPPRT	0.00	0.00		0.00	0.00	0.00
Working Cash Fund	70 R 1290 0000 00 000 000000	PAYMENT IN LIEU OF TAXES WORKING CASH	0.00	0.00		0.00	0.00	0.00
Working Cash Fund	70 R 1510 0000 00 000 000000	CHECKING INTEREST	0.00	0.00		0.00	0.00	0.00
Working Cash Fund	70 R 1511 0000 00 000 000000	INVESTMENT INTEREST	100,000.00	14,779.38	0.00	28,290.04	71,709.96	71.71
Working Cash Fund	70 R 1960 0000 00 000 000000	TIF SURPLUS DONATION	0.00	0.00		0.00	0.00	0.00
Working Cash Fund	70 R 1999 0000 99 000 000000	OTHER-LOCAL SOURCES	0.00	0.00		0.00	0.00	0.00
Working Cash Fund	70 R 2901 0000 00 000 000000	GRUNDY CO TIF EXT	0.00	0.00		0.00	0.00	0.00
Working Cash Fund	70 R 7210 0000 00 000 000000	PRIN ON BONDS SOLD	0.00	0.00		0.00	0.00	0.00
Working Cash Fund	70 R 7220 0000 00 000 000000	PREMIUM ON BONDS SOLD	0.00	0.00		0.00	0.00	0.00
Working Cash Fund	70 R 8110 0000 00 000 000000	ABATEMENT OF W/C FUND	0.00	0.00		0.00	0.00	0.00
<b>70 - -----</b>	<b>Working Cash Fund</b>	<b>ABATEMENT OF W/C FUND</b>	<b>971,223.91</b>	<b>112,752.53</b>	<b>0.00</b>	<b>360,288.34</b>	<b>610,935.57</b>	
Tort Immunity and Judgment Fund	80 R 1110 0000 00 000 000000	PRIOR YEAR TAXES	0.00	0.00		0.00	0.00	0.00
Tort Immunity and Judgment Fund	80 R 1111 0000 00 000 000000	GRUNDY CO TORT	439,696.19	127,600.16	0.00	21,456.06	418,240.13	95.12
Tort Immunity and Judgment Fund	80 R 1112 0000 00 000 000000	KENDALL CO TORT	62,114.03	1,197.25	0.00	902.51	61,211.52	98.55
Tort Immunity and Judgment Fund	80 R 1113 0000 00 000 000000	WILL CO TORT	278,829.95	4,436.17	0.00	21,607.01	257,222.94	92.25
Tort Immunity and Judgment Fund	80 R 1114 0000 00 000 000000	GRUNDY CO TORT EDPA SURPLUS	0.00	0.00		0.00	0.00	0.00
Tort Immunity and Judgment Fund	80 R 1122 0000 00 000 000000	KENDALL CO TORT-EARLY DISTR	78,879.28	0.00		78,879.28	0.00	0.00
Tort Immunity and Judgment Fund	80 R 1123 0000 00 000 000000	WILL CO TORT-EARLY DISTR	374,904.75	0.00		374,904.75	0.00	0.00
Tort Immunity and Judgment Fund	80 R 1210 0000 00 000 000000	MOBILE HOME TAX	0.00	0.00		0.00	0.00	0.00

# Revenue Report

Fiscal Year: 2022-2023  
Month: October

COUNTY OF GRUNDY SCHOOL DIST 111

Fund Description	Account Number	Account Description	Revised Budget	Monthly Activity	Pending Activity	Available Funds	Year to Date Activity	Percent of Budget Used
Tort Immunity and Judgment Fund	80 R 1290 0000 00 000 000000	PAYMENT IN LIEU OF TAXES LIABILITY	0.00	0.00		0.00	0.00	0.00
Tort Immunity and Judgment Fund	80 R 1510 0000 00 000 000000	CHECKING INTEREST	0.00	0.00		0.00	0.00	0.00
Tort Immunity and Judgment Fund	80 R 1511 0000 00 000 000000	INVESTMENT INTEREST	1,500.00	2,216.19	0.00	-901.60	2,401.60	160.11
Tort Immunity and Judgment Fund	80 R 1960 0000 00 000 000000	TIF SURPLUS DONATION	0.00	0.00		0.00	0.00	0.00
Tort Immunity and Judgment Fund	80 R 1999 0000 00 000 000000	OTHER-LOCAL SOURCES	0.00	0.00	0.00	0.00	0.00	275 0.00
Tort Immunity and Judgment Fund	80 R 1999 2220 00 000 000000	DIST 111 GROUP MEDICAL REVENUE	120,000.00	8,235.35	0.00	87,176.00	32,824.00	27.35
Tort Immunity and Judgment Fund	80 R 1999 2230 00 000 000000	DIST 111 GROUP DENTAL REVENUE	2,600.00	197.20	0.00	1,811.22	788.78	30.34
Tort Immunity and Judgment Fund	80 R 2901 0000 00 000 000000	GRUNDY CO TIF EXT	0.00	0.00		0.00	0.00	0.00
Tort Immunity and Judgment Fund	80 R 4008 0000 00 000 000000	COPS GRANT CHANNAHON	0.00	0.00		0.00	0.00	0.00
Tort Immunity and Judgment Fund	80 R 4009 0000 00 000 000000	COPS GRANT MINOOKA	0.00	0.00		0.00	0.00	0.00
Tort Immunity and Judgment Fund	80 R 7130 0000 00 000 000000	TRANS FROM ED TORT	0.00	0.00		0.00	0.00	0.00
Tort Immunity and Judgment Fund	80 R 7990 0000 00 000 000000	TRANS FROM OBM TORT	0.00	0.00		0.00	0.00	0.00
<b>80 - -----</b>	<b>Tort Immunity and Judgment</b>	<b>TRANS FROM OBM TORT</b>	<b>1,358,524.20</b>	<b>143,882.32</b>	<b>0.00</b>	<b>585,835.23</b>	<b>772,688.97</b>	
Fire Prevention & Safety Fund	90 R 1110 0000 00 000 000000	PRIOR YEAR TAXES	0.00	0.00		0.00	0.00	0.00
Fire Prevention & Safety Fund	90 R 1111 0000 00 000 000000	GRUNDY CO TAXES	323,496.32	93,879.16	0.00	15,784.71	307,711.61	95.12
Fire Prevention & Safety Fund	90 R 1112 0000 00 000 000000	KENDALL CO TAXES	44,405.24	855.91	0.00	645.22	43,760.02	98.55
Fire Prevention & Safety Fund	90 R 1113 0000 00 000 000000	WILL CO TAXES	210,064.31	3,238.08	0.00	22,310.33	187,753.98	89.38
Fire Prevention & Safety Fund	90 R 1114 0000 00 000 000000	GRUNDY CO EDPA SURPLUS	0.00	0.00		0.00	0.00	0.00
Fire Prevention & Safety Fund	90 R 1122 0000 00 000 000000	KENDALL CO-EARLY DISTR	50,975.75	0.00		50,975.75	0.00	0.00
Fire Prevention & Safety Fund	90 R 1123 0000 00 000 000000	WILL CO-EARLY DISTR	242,282.29	0.00		242,282.29	0.00	0.00
Fire Prevention & Safety Fund	90 R 1210 0000 00 000 000000	MOBIL HOME TAX	0.00	0.00		0.00	0.00	0.00
Fire Prevention & Safety Fund	90 R 1290 0000 00 000 000000	PAYMENT IN LIEU OF TAXES FIRE SAFETY	0.00	0.00		0.00	0.00	0.00
Fire Prevention & Safety Fund	90 R 1510 0000 00 000 000000	CHECKING INTEREST	0.00	0.00		0.00	0.00	0.00
Fire Prevention & Safety Fund	90 R 1511 0000 00 000 000000	INVESTMENT INTEREST	1,500.00	1,369.32	0.00	-54.72	1,554.72	103.65

# Revenue Report

Fiscal Year: 2022-2023  
 Month: October

COUNTY OF GRUNDY SCHOOL DIST 111

Fund Description	Account Number	Account Description	Revised Budget	Monthly Activity	Pending Activity	Available Funds	Year to Date Activity	Percent of Budget Used
Fire Prevention & Safety Fund	90 R 1960 0000 00 000 000000	TIF SURPLUS DONATION	0.00	0.00		0.00	0.00	0.00
Fire Prevention & Safety Fund	90 R 1999 0000 00 000 000000	OTHER-LOCAL SOURCES	0.00	0.00		0.00	0.00	0.00
Fire Prevention & Safety Fund	90 R 2901 0000 00 000 000000	GRUNDY CO TIF EXT	0.00	0.00		0.00	0.00	0.00
Fire Prevention & Safety Fund	90 R 7210 0000 00 000 000000	PRIN ON BONDS SOLD	0.00	0.00		0.00	0.00	0.00
Fire Prevention & Safety Fund	90 R 7220 0000 00 000 000000	PREMIUM ON BONDS SOLD	0.00	0.00		0.00	0.00	0.00
<b>90 - -----</b>	<b>Fire Prevention &amp; Safety</b>	<b>PREMIUM ON BONDS SOLD</b>	<b>872,723.91</b>	<b>99,342.47</b>	<b>0.00</b>	<b>331,943.58</b>	<b>540,780.33</b>	<b>276</b>
<b>Grand Totals:</b>			<b>71,570,291.91</b>	<b>7,354,421.50</b>	<b>-454.00</b>	<b>31,418,953.76</b>	<b>40,151,792.15</b>	

### **The District #111 Foundation for Educational Excellence**

The District #111 Foundation for Educational Excellence met on November 1, 2022 at 5:00 pm. The foundation is getting ready for the Ugly Sweater party fundraiser marketing campaign. The Ugly Sweater Christmas Party will be held December 2, 2022 at 176 West in Joliet. Doors open at 6:00 pm. The cost is \$60 for an individual ticket or \$100 for a couple. Howl at the Moon will be the entertainment for the event.

The foundation continues to accept and award teacher request grants.

## **Strategic Plan Update 11/15/2022**

Since this is the final year of the current strategic plan, starting with the December regular board of education meeting, each goal leader will report on the progress the district made on each goal.

**Goal 1: Improve Student Growth and Achievement- December 21, 2022**

**Goal 2: Supportive Learning Environment- January 18, 2023**

**Goal 3: Improve District Effectiveness- February 15, 2023**

**Goal 4: Further Engage our Families and Community- March 15, 2023**

**Goal 5: Resource Efficiencies- April 19, 2023**

**MINOOKA COMMUNITY HIGH SCHOOL  
DISTRICT #111**

**MINOOKA, ILLINOIS**

**ANNUAL FINANCIAL REPORT**

**JUNE 30, 2022**

# MINOOKA COMMUNITY HIGH SCHOOL DISTRICT #111

## Table of Contents

---

	PAGE
<b>INDEPENDENT AUDITORS' REPORT</b> .....	1-3
<b>FINANCIAL STATEMENTS</b>	
Statement of Assets and Liabilities Arising from Cash Transactions – All Funds and Account Groups (Statement A).....	4-5
Statement of Revenues Received, Expenditures Disbursed, Other Financing Sources (Uses) and Changes in Fund Balances – All Funds (Statement B) .....	6-7
Statement of Revenues Received – All Funds (Statement C).....	8-11
Statement of Expenditures Disbursed – Budget and Actual	
Educational Fund (Statement D) .....	12-16
Operations and Maintenance Fund (Statement E).....	17
Debt Service Fund (Statement F).....	18
Transportation Fund (Statement G).....	19
Municipal Retirement / Social Security Fund (Statement H).....	20
Capital Projects Fund (Statement I) .....	21
Tort Immunity Fund (Statement J).....	22
Fire Prevention and Safety Fund (Statement K) .....	23
<b>NOTES TO FINANCIAL STATEMENTS</b> .....	24-50
<b>SUPPLEMENTARY INFORMATION</b>	
Illinois Municipal Retirement Fund:	
Schedule of Changes in Net Pension Liability and Related Ratios (Schedule A-1).....	51
Schedule of Contributions (Schedule A-2) .....	52
Teachers' Retirement System of the State of Illinois:	
Schedule of District's Share of the Net Pension Liability (Schedule A-3).....	53
Schedule of Contributions (Schedule A-4) .....	53
Teachers' Health Insurance Security Fund of the State of Illinois:	
Schedule of District's Share of the OPEB Liability (Schedule A-5).....	54
Schedule of Contributions (Schedule A-6) .....	54
Assessed Valuations, Tax Rates, Tax Extensions and Tax Collections (Schedule B) .....	55

**MINOOKA COMMUNITY HIGH SCHOOL DISTRICT #111**

**Table of Contents**

---

	PAGE
<b>OTHER REPORTS</b>	
Independent Auditors' Report on Internal Control Over Financial Reporting and On Compliance and Other Matters Based on an Audit of Financial Statements Performed in Accordance With Government Auditing Standards.....	56-57
Schedule of Findings .....	58-59

***INDEPENDENT AUDITORS' REPORT***



116 E. Washington Street  
Suite One  
Morris, Illinois 60450

Phone: (815) 942-3306  
Fax: (815) 942-9430  
www.mackcpas.com

TAWNYA R. MACK, CPA  
LAURI POPE, CPA

CATE MOULTON, CPA  
CHRIS CHRISTENSEN

CERTIFIED PUBLIC ACCOUNTANTS

**Independent Auditors' Report**

To the Board of Education  
Minooka Community High School  
School District #111  
Minooka, Illinois

**Report on the Audit of the Financial Statements**

**Opinions**

We have audited the accompanying financial statements of Minooka Community High School District #111, as of and for the year ended June 30, 2022, and the related notes to the financial statements, which collectively comprise the District's financial statements as listed in the table of contents.

**Adverse Opinion on U.S. Generally Accepted Accounting Principles**

In our opinion, because of the significance of the matter discussed in the "Basis for Adverse Opinion on U.S. Generally Accepted Accounting Principles" paragraph, the financial statements referred to in the first paragraph do not present fairly, in accordance with accounting principles generally accepted in the United States of America, the financial position of Minooka Community High School District #111, as of June 30, 2022, and the changes in its financial position for the year then ended.

**Unmodified Opinion on Regulatory Basis of Accounting**

In our opinion, the financial statements referred to in the first paragraph present fairly, in all material respects, the assets, liabilities, and fund balances arising from cash transactions of each fund of Minooka Community High School District #111 as of June 30, 2022, and their respective cash receipts and disbursements, and budgetary results for the year then ended, on the basis of the financial reporting provisions of the Illinois State Board of Education.

**Basis for Adverse and Unmodified Opinions**

We conducted our audit in accordance with auditing standards generally accepted in the United States of America (GAAS) and the standards applicable to financial audits contained in *Government Auditing Standards*, issued by the Comptroller General of the United States. Our responsibilities under those standards are further described in the Auditor's Responsibilities for the Audit of the Financial Statements section of our report. We are required to be independent of the Minooka Community High School District #111, and to meet our other ethical responsibilities, in accordance with the relevant ethical requirements relating to our audit. We believe that the audit evidence we have obtained is sufficient and appropriate to provide a basis for our audit opinions.

*Matter giving Rise to Adverse Opinion on Governmental Activities*

As described in Note 1, the financial statements are prepared by Minooka Community High School District #111 on the basis of the financial reporting provisions of the Illinois State Board of Education, which is a basis of accounting other than accounting principles generally accepted in the United States of America, to comply with the requirements of the Illinois State Board of Education. The effects on the financial statements of the variances between the regulatory basis of accounting described in Note 1 and accounting principles generally accepted in the United States of America, although not reasonably determinable, are presumed to be material.

**Emphasis of Matter - Basis of Accounting**

We draw attention to Note 1 of the financial statements, which describes the basis of accounting. The financial statements are prepared on the modified cash basis of accounting, which is a basis of accounting other than accounting principles generally accepted in the United States of America. Our opinion is not modified with respect to that matter.

## **Responsibility of Management for the Financial Statements**

Management is responsible for the preparation and fair presentation of these financial statements in accordance with the financial reporting provisions of the Illinois State Board of Education. Management is also responsible for the design, implementation, and maintenance of internal control relevant to the preparation and fair presentation of financial statements that are free from material misstatement, whether due to error or fraud.

## **Auditors' Responsibility for the Audit of the Financial Statements**

Our objectives are to obtain reasonable assurance about whether the financial statements as a whole are free from material misstatement, whether due to fraud or error, and to issue an auditors' report that includes our opinions. Reasonable assurance is a high level of assurance but is not absolute assurance and therefore is not a guarantee that an audit conducted in accordance with GAAS and *Government Auditing Standards* will always detect a material misstatement when it exists. The risk of not detecting a material misstatement resulting from fraud is higher than for one resulting from error, as fraud may involve collusion, forgery, intentional omissions, misrepresentations, or the override of internal control. Misstatements are considered material if there is a substantial likelihood that, individually or in the aggregate, they would influence the judgment made by a reasonable user based on the financial statements.

In performing an audit in accordance with GAAS and *Government Auditing Standards*, we:

- Exercise professional judgment and maintain professional skepticism throughout the audit.
- Identify and assess the risks of material misstatement of the financial statements, whether due to fraud or error, and design and perform audit procedures responsive to those risks. Such procedures include examining, on a test basis, evidence regarding the amounts and disclosures in the financial statements.
- Obtain an understanding of internal control relevant to the audit in order to design audit procedures that are appropriate in the circumstances, but not for the purpose of expressing an opinion on the effectiveness of the District's internal control. Accordingly, no such opinion is expressed.
- Evaluate the appropriateness of accounting policies used and the reasonableness of significant accounting estimates made by management, as well as evaluate the overall presentation of the financial statements.
- Conclude whether, in our judgment, there are conditions or events, considered in the aggregate, that raise substantial doubt about the District's ability to continue as a going concern for a reasonable period of time.

We are required to communicate with those charged with governance regarding, among other matters, the planned scope and timing of the audit, significant audit findings, and certain internal control-related matters that we identified during the audit.

## **Supplemental Information**

Management is responsible for the supplemental information included in the annual report. The supplemental information comprises the pension schedules and assessed valuations, tax rates, tax extensions and tax collections but does not include the basic financial statements and our auditors' report thereon. Our opinions on the basic financial statements do not cover the supplementary information, and we do not express an opinion or any form of assurance thereon.

In connection with our audit of the basic financial statements, our responsibility is to read the other information and consider whether a material inconsistency exists between the other information and the basic financial statements, or the other information otherwise appears to be materially misstated. If, based on the work performed, we conclude that an uncorrected material misstatement of the supplementary information exists, we are required to describe it in our report.

## **Report on Summarized Comparative Information**

We previously audited Minooka Community High School District #111's June 30, 2021 financial statements, and we expressed an unmodified audit opinion on the regulatory basis and an adverse opinion on U.S. GAAP on those audited financial statements in our report dated October 20, 2021. The summarized comparative information presented herein as of and for the year ended June 30, 2021 is consistent, in all material respects, with the audited financial statements from which it has been derived.

### **Other Reporting Required by *Government Auditing Standards***

In accordance with *Government Auditing Standards*, we have also issued our report dated November 15, 2022, on our consideration of Minooka Community High School District #111's internal control over financial reporting and on our tests of its compliance with certain provisions of laws, regulations, contracts, and grant agreements and other matters. The purpose of that report is to describe the scope of our testing of internal control over financial reporting and compliance and the results of that testing, and not to provide an opinion on internal control over financial reporting or on compliance. That report is an integral part of an audit performed in accordance with *Government Auditing Standards* in considering Minooka Community High School District #111's internal control over financial reporting and compliance.

*Mack & Associates, P. C.*

Mack & Associates, P.C.  
Certified Public Accountants

Morris, Illinois  
November 15, 2022

***FINANCIAL STATEMENTS***

**MINOOKA COMMUNITY HIGH SCHOOL DISTRICT # 111**

Statement of Assets, Liabilities, and Fund Balances Arising from Cash Transactions  
 All Funds and Account Groups  
 June 30, 2022

	Educational Fund	Operations & Maintenance Fund	Debt Service Fund	Transportation Fund
<u>Assets</u>				
Cash	\$ 3,359,542	414,863	88,386	57,850
Investments	11,542,670	5,501,887	5,012,039	4,726,013
Total Current Assets	<u>14,902,212</u>	<u>5,916,750</u>	<u>5,100,425</u>	<u>4,783,863</u>
Capital Assets:				
Land	-	-	-	-
Construction in Progress	-	-	-	-
Building	-	-	-	-
Other Improvements	-	-	-	-
Transportation Equipment	-	-	-	-
Other Equipment	-	-	-	-
Amount Available in Debt Service Fund	-	-	-	-
Amount to be provided for Payment of Bonds	-	-	-	-
Total Assets	<u>\$ 14,902,212</u>	<u>5,916,750</u>	<u>5,100,425</u>	<u>4,783,863</u>
<u>Liabilities and Fund Balance</u>				
Current Liabilities:				
Overdraft Payable	\$ -	-	-	-
Long-Term Liabilities:				
Long-Term Debt Payable	-	-	-	-
Total Liabilities	<u>-</u>	<u>-</u>	<u>-</u>	<u>-</u>
Fund Balance:				
Unreserved Fund Balance	10,507,336	5,916,750	5,100,425	4,783,863
Reserved Fund Balance	4,394,876	-	-	-
Investment in General Fixed Assets	-	-	-	-
Total Fund Balance	<u>14,902,212</u>	<u>5,916,750</u>	<u>5,100,425</u>	<u>4,783,863</u>
Total Liabilities and Fund Balance	<u>\$ 14,902,212</u>	<u>5,916,750</u>	<u>5,100,425</u>	<u>4,783,863</u>

The Notes to Financial Statements are an integral part of this statement.

Municipal Retirement/ Social Security Fund	Capital Projects Fund	Working Cash Fund	Tort Immunity Fund	Fire Prevention and Safety Fund	Account Groups		Total (Memorandum Only) Year Ended June 30, 2022
					General Fixed Assets	General Long-Term Debt	
63,562	317,912	82,360	-	25,595	-	-	4,410,070
1,072,144	6,281,180	16,258,516	2,510,601	2,589,732	-	-	55,494,782
1,135,706	6,599,092	16,340,876	2,510,601	2,615,327	-	-	59,904,852
-	-	-	-	-	5,855,792	-	5,855,792
-	-	-	-	-	1,327,142	-	1,327,142
-	-	-	-	-	92,486,597	-	92,486,597
-	-	-	-	-	20,586,950	-	20,586,950
-	-	-	-	-	3,116,256	-	3,116,256
-	-	-	-	-	10,577,935	-	10,577,935
-	-	-	-	-	-	5,100,425	5,100,425
-	-	-	-	-	-	38,029,575	38,029,575
1,135,706	6,599,092	16,340,876	2,510,601	2,615,327	133,950,672	43,130,000	236,985,524
-	-	-	4,247	-	-	-	4,247
-	-	-	-	-	-	43,130,000	43,130,000
-	-	-	4,247	-	-	43,130,000	43,134,247
748,398	-	16,340,876	2,506,354	2,615,327	-	-	48,519,329
387,308	6,599,092	-	-	-	-	-	11,381,276
-	-	-	-	-	133,950,672	-	133,950,672
1,135,706	6,599,092	16,340,876	2,506,354	2,615,327	133,950,672	-	193,851,277
1,135,706	6,599,092	16,340,876	2,510,601	2,615,327	133,950,672	43,130,000	236,985,524

**MINOOKA COMMUNITY HIGH SCHOOL DISTRICT # 111**

Statement of Revenues Received, Expenditures Disbursed, Other Financing Sources (Uses),  
and Changes in Fund Balances - All Funds  
For the Year Ended June 30, 2022

	Educational Fund	Operations & Maintenance Fund	Debt Service Fund	Transportation Fund
<b>Receipts:</b>				
Local Sources	\$ 32,953,645	5,067,368	8,763,850	2,192,018
State Sources	7,469,134	50,000	-	1,086,446
Federal Sources	454,509	-	-	-
Total Direct Receipts	40,877,288	5,117,368	8,763,850	3,278,464
On Behalf Payments	1,942,194	-	-	-
Total Receipts	42,819,482	5,117,368	8,763,850	3,278,464
<b>Disbursements:</b>				
Instructional	26,465,802	-	-	-
Support Services	6,970,537	3,689,793	-	3,002,314
Community Services	24,125	-	-	-
Payments to Other Governmental Units	3,134,930	366,162	-	-
Debt Service	-	-	8,589,076	-
Total Direct Disbursements	36,595,394	4,055,955	8,589,076	3,002,314
On Behalf Payments	1,942,194	-	-	-
Total Expenditures Disbursed	38,537,588	4,055,955	8,589,076	3,002,314
Excess of Direct Receipts Over (Under) Direct Disbursements	4,281,894	1,061,413	174,774	276,150
<b>Other Sources (Uses) of Funds:</b>				
<b>Transfers</b>				
Bond Proceeds	-	-	8,660,000	-
Bond Premium	-	-	1,054,063	-
Payment to Escrow Agent	-	-	(9,612,050)	-
Transfer In (Out)	(2,000,000)	-	-	-
Total Other Sources (Uses) of Funds	(2,000,000)	-	102,013	-
Net Change in Fund Balance	2,281,894	1,061,413	276,787	276,150
Fund Balance, Beginning of Year	12,620,318	4,855,337	4,823,638	4,507,713
Fund Balance, End of Year	\$ 14,902,212	5,916,750	5,100,425	4,783,863

Statement B

Municipal Retirement/ Social Security Fund	Capital Projects Fund	Working Cash Fund	Tort Immunity Fund	Fire Prevention and Safety Fund	Total (Memorandum Only)	
					Year Ended June 30, 2022	Year Ended June 30, 2021
1,200,789	539,135	876,184	1,322,197	855,624	53,770,810	44,387,983
-	-	-	-	-	8,605,580	8,179,181
-	-	-	-	-	454,509	1,152,731
1,200,789	539,135	876,184	1,322,197	855,624	62,830,899	53,719,895
-	-	-	-	-	1,942,194	1,906,813
1,200,789	539,135	876,184	1,322,197	855,624	64,773,093	55,626,708
303,016	-	-	436,058	-	27,204,876	24,323,184
612,914	2,684,069	-	860,056	-	17,819,683	20,780,735
-	-	-	-	-	24,125	11,092
-	-	-	-	-	3,501,092	3,267,726
-	-	-	-	-	8,589,076	7,972,860
915,930	2,684,069	-	1,296,114	-	57,138,852	56,355,597
-	-	-	-	-	1,942,194	1,906,813
915,930	2,684,069	-	1,296,114	-	59,081,046	58,262,410
284,859	(2,144,934)	876,184	26,083	855,624	5,692,047	(2,635,702)
-	-	-	-	-	8,660,000	-
-	-	-	-	-	1,054,063	-
-	-	-	-	-	(9,612,050)	-
-	2,000,000	-	-	-	-	-
-	2,000,000	-	-	-	102,013	-
284,859	(144,934)	876,184	26,083	855,624	5,794,060	(2,635,702)
850,847	6,744,026	15,464,692	2,480,271	1,759,703	54,106,545	56,742,247
1,135,706	6,599,092	16,340,876	2,506,354	2,615,327	59,900,605	54,106,545

**MINOOKA COMMUNITY HIGH SCHOOL DISTRICT # 111**

Statement of Revenues Received - All Funds  
For the Year Ended June 30, 2022

	Educational Fund	Operations & Maintenance Fund	Debt Service Fund	Transportation Fund
<b>Revenues Received:</b>				
<b>Local Sources:</b>				
Property Taxes:				
Designated Purposes Taxes	\$ 20,849,456	4,272,431	8,756,684	2,050,766
Leasing Purposes Taxes	527,054	-	-	-
Special Education Taxes	341,794	-	-	-
FICA and Medicare Taxes	-	-	-	-
Corporate Personal Property Replacement Taxes	1,074,251	483,749	-	-
Other Payments in Lieu of Taxes	672,615	-	-	-
Interest on Investments	42,778	4,449	2,059	973
Food Services				
Sales to Pupils	1,125,408	-	-	-
District Activity Income				
Admissions - Athletic	71,503	-	-	-
Admissions - Other	19,713	-	-	-
Fees	219,071	-	-	-
Student Activity Revenue	1,030,584	-	-	-
Textbook Income				
Rentals	842,379	-	-	-
Other	62,306	-	-	-
Other Local Income				
Rentals	-	62,353	-	-
Impact Fees	-	-	-	-
Refund of Prior Year Expenditures	-	-	-	-
Payments of Surplus Moneys from TIF Districts	1,954,386	-	-	-
Drivers' Education Fees	29,925	-	-	-
District Medical and Dental Revenue	3,809,462	213,897	-	137,479
Other Local Income	280,960	30,489	5,107	2,800
<b>Total Revenue from Local Sources</b>	<b>32,953,645</b>	<b>5,067,368</b>	<b>8,763,850</b>	<b>2,192,018</b>
<b>State Sources:</b>				
Evidence Based Funding Formula	6,492,072	-	-	-
Special Education:				
Private Facility Tuition	825,331	-	-	-
Orphanage - Individual	3,463	-	-	-
CTEI:				
Secondary Program Improvement	72,085	-	-	-
Agriculture	1,270	-	-	-
State Free Lunch & Breakfast	668	-	-	-
Driver Education	74,245	-	-	-
Transportation Aid:				
Regular	-	-	-	149,611
Special Education	-	-	-	936,835
Truant Alternative / Optional Education	-	-	-	-
State Maintenance Grant	-	50,000	-	-
<b>Total Revenue from State Sources</b>	<b>7,469,134</b>	<b>50,000</b>	<b>-</b>	<b>1,086,446</b>

Statement C

Municipal Retirement/ Social Security Fund	Capital Projects Fund	Working Cash Fund	Tort Immunity Fund	Fire Prevention and Safety Fund	Total Year Ended June 30, 2022	Total Year Ended June 30, 2021
423,453	-	854,486	1,213,268	854,486	39,275,030	34,522,499
-	-	-	-	-	527,054	486,582
-	-	-	-	-	341,794	297,485
526,585	-	-	-	-	526,585	490,219
248,336	-	-	-	-	1,806,336	831,465
-	-	-	-	-	672,615	341,564
2,415	7,882	21,698	846	1,138	84,238	55,735
-	-	-	-	-	1,125,408	23,611
-	-	-	-	-	71,503	1,315
-	-	-	-	-	19,713	1,854
-	-	-	-	-	219,071	181,046
-	-	-	-	-	1,030,584	259,122
-	-	-	-	-	842,379	610,229
-	-	-	-	-	62,306	69,351
-	-	-	-	-	62,353	62,201
-	181,253	-	-	-	181,253	273,272
-	-	-	-	-	-	43,897
-	-	-	-	-	1,954,386	1,804,636
-	-	-	-	-	29,925	66,200
-	-	-	108,083	-	4,268,921	3,825,902
-	350,000	-	-	-	669,356	139,798
<u>1,200,789</u>	<u>539,135</u>	<u>876,184</u>	<u>1,322,197</u>	<u>855,624</u>	<u>53,770,810</u>	<u>44,387,983</u>
-	-	-	-	-	6,492,072	6,064,090
-	-	-	-	-	825,331	717,941
-	-	-	-	-	3,463	77,284
-	-	-	-	-	72,085	68,029
-	-	-	-	-	1,270	1,034
-	-	-	-	-	668	-
-	-	-	-	-	74,245	63,633
-	-	-	-	-	149,611	225,911
-	-	-	-	-	936,835	901,259
-	-	-	-	-	-	60,000
-	-	-	-	-	50,000	-
-	-	-	-	-	<u>8,605,580</u>	<u>8,179,181</u>

The Notes to Financial Statements <sup>292</sup>are an integral part of this statement.

**MINOOKA COMMUNITY HIGH SCHOOL DISTRICT # 111**

Statement of Revenues Received - All Funds  
For the Year Ended June 30, 2022

	Educational Fund	Operations & Maintenance Fund	Debt Service Fund	Transportation Fund
Revenues Received (Continued):				
Federal Sources:				
Special Milk Program	\$ 3,798	-	-	-
Title I - Low Income	66,092	-	-	-
Summer Food Program	-	-	-	-
Special Education - IDEA - Flow-Through	141,582	-	-	-
Special Education - IDEA - Room & Board	5,402	-	-	-
Title II - Teacher Quality	34,163	-	-	-
Medicaid Matching Funds:				
Administrative Outreach	17,647	-	-	-
Other Federal Revenue	185,825	-	-	-
Total Revenue from Federal Sources	<u>454,509</u>	<u>-</u>	<u>-</u>	<u>-</u>
Total Revenues Received	<u>\$ 40,877,288</u>	<u>5,117,368</u>	<u>8,763,850</u>	<u>3,278,464</u>

Statement C  
(Continued)

Municipal Retirement/ Social Security Fund	Capital Projects Fund	Working Cash Fund	Tort Immunity Fund	Fire Prevention and Safety Fund	Total Year Ended June 30, 2022	Total Year Ended June 30, 2021
-	-	-	-	-	3,798	292
-	-	-	-	-	66,092	144,491
-	-	-	-	-	-	387,273
-	-	-	-	-	141,582	360,633
-	-	-	-	-	5,402	98,785
-	-	-	-	-	34,163	69,383
-	-	-	-	-	17,647	11,170
-	-	-	-	-	185,825	80,704
-	-	-	-	-	454,509	1,152,731
<u>1,200,789</u>	<u>539,135</u>	<u>876,184</u>	<u>1,322,197</u>	<u>855,624</u>	<u>62,830,899</u>	<u>53,719,895</u>

The Notes to Financial Statements <sup>294</sup> are an integral part of this statement.

**MINOOKA COMMUNITY HIGH SCHOOL DISTRICT # 111**  
**EDUCATIONAL FUND**

**Statement D**

Statement of Expenditures Disbursed  
 Budget and Actual  
 For the Year Ended June 30, 2022

	Original Budget	Final Budget	Actual Year Ended June 30, 2022	(Over) / Under Budget	Actual Year Ended June 30, 2021
Expenditures Disbursed:					
Instructional:					
Regular Programs					
Salaries	\$ 9,653,151	9,518,232	9,507,273	10,959	9,310,273
Employee Benefits	6,676,839	7,426,821	7,380,288	46,533	6,185,866
Purchased Services	44,479	40,053	41,233	(1,180)	27,178
Supplies and Materials	192,112	173,548	152,175	21,373	143,829
Capital Outlay	59,215	12,877	12,743	134	14,522
Other Objects	17,085	3,695	4,123	(428)	2,920
Non-capitalized Equipment	185,000	171,000	170,093	907	3,996
<b>Total Regular Programs</b>	<b>16,827,881</b>	<b>17,346,226</b>	<b>17,267,928</b>	<b>78,298</b>	<b>15,688,584</b>
Special Education Programs:					
Salaries	1,422,535	1,408,886	1,408,455	431	1,255,450
Employee Benefits	447,261	456,293	457,865	(1,572)	438,135
Purchased Services	1,626	9,781	12,487	(2,706)	24,032
Supplies and Materials	8,963	4,899	4,854	45	1,147
Capital Outlay	9,500	2,629	3,104	(475)	13,274
Other Objects	37,414	52,605	59,842	(7,237)	47,182
<b>Total Special Education Programs</b>	<b>1,927,299</b>	<b>1,935,093</b>	<b>1,946,607</b>	<b>(11,514)</b>	<b>1,779,220</b>
CTE Programs:					
Salaries	1,271,930	1,251,503	1,250,887	616	1,138,885
Employee Benefits	471,804	470,198	470,121	77	413,380
Purchased Services	28,000	50,645	50,645	-	18,130
Supplies and Materials	181,415	110,726	110,071	655	106,178
Capital Outlay	26,852	6,771	6,771	-	-
Other Objects	7,990	3,670	3,435	235	3,200
<b>Total CTE Programs</b>	<b>1,987,991</b>	<b>1,893,513</b>	<b>1,891,930</b>	<b>1,583</b>	<b>1,679,773</b>
Interscholastic Programs:					
Salaries	1,555,014	1,369,813	1,314,763	55,050	1,227,664
Employee Benefits	203,331	208,438	206,548	1,890	194,631
Purchased Services	257,260	330,079	245,254	84,825	77,318
Supplies and Materials	201,250	179,552	176,698	2,854	112,792
Capital Outlay	30,000	18,952	19,622	(670)	18,541
Other Objects	11,750	11,829	11,726	103	2,854
<b>Total Interscholastic Programs</b>	<b>2,258,605</b>	<b>2,118,663</b>	<b>1,974,611</b>	<b>144,052</b>	<b>1,633,800</b>

**MINOOKA COMMUNITY HIGH SCHOOL DISTRICT # 111**  
**EDUCATIONAL FUND**

**Statement D**  
**(Continued)**

Statement of Expenditures Disbursed  
 Budget and Actual  
 For the Year Ended June 30, 2022

	Original Budget	Final Budget	Actual Year Ended June 30, 2022	(Over) / Under Budget	Actual Year Ended June 30, 2021
Expenditures Disbursed (Continued):					
Instructional (Continued):					
Driver's Education Programs:					
Salaries	\$ 436,716	430,029	444,033	(14,004)	490,893
Employee Benefits	144,845	139,450	141,234	(1,784)	132,535
Purchased Services	-	-	-	-	729
Supplies and Materials	11,391	9,528	11,243	(1,715)	7,271
Capital Outlay	25,000	-	-	-	27,346
<b>Total Driver's Education Programs</b>	<b>617,952</b>	<b>579,007</b>	<b>596,510</b>	<b>(17,503)</b>	<b>658,774</b>
Truant Alternative and Optional Programs:					
Salaries	135,908	135,056	135,056	-	130,251
Employee Benefits	58,944	59,019	59,019	-	56,203
<b>Total Truant Alternative and Optional Programs</b>	<b>194,852</b>	<b>194,075</b>	<b>194,075</b>	<b>-</b>	<b>186,454</b>
Special Education Private Tuition Other Objects	1,898,981	1,898,981	1,713,006	185,975	2,146,456
Student Activity Fund Expenditures	293,680	597,704	881,135	(283,431)	281,951
<b>Total Instructional</b>	<b>26,007,241</b>	<b>26,563,262</b>	<b>26,465,802</b>	<b>97,460</b>	<b>24,055,012</b>
Support:					
Attendance and Social Work Services:					
Salaries	301,358	405,533	244,268	161,265	247,692
Employee Benefits	100,109	124,619	95,738	28,881	90,070
Purchased Services	-	31	-	31	-
Supplies and Materials	2,000	892	794	98	47
Other Objects	-	164	-	164	-
<b>Total Attendance and Social Work Services</b>	<b>403,467</b>	<b>531,239</b>	<b>340,800</b>	<b>190,439</b>	<b>337,809</b>
Guidance Services:					
Salaries	885,675	710,835	720,908	(10,073)	695,999
Employee Benefits	240,761	235,504	237,328	(1,824)	206,736
Purchased Services	12,451	6,974	4,533	2,441	8,191
Supplies and Materials	3,450	1,210	1,210	-	1,488
Other Objects	1,150	-	-	-	357
<b>Total Guidance Services</b>	<b>1,143,487</b>	<b>954,523</b>	<b>963,979</b>	<b>(9,456)</b>	<b>912,771</b>

**MINOOKA COMMUNITY HIGH SCHOOL DISTRICT # 111**  
**EDUCATIONAL FUND**

**Statement D**  
**(Continued)**

Statement of Expenditures Disbursed  
 Budget and Actual  
 For the Year Ended June 30, 2022

	Original Budget	Final Budget	Actual Year Ended June 30, 2022	(Over) / Under Budget	Actual Year Ended June 30, 2021
Expenditures Disbursed (Continued):					
Support (Continued):					
Health Services:					
Salaries	\$ 103,383	100,876	99,048	1,828	79,344
Employee Benefits	100	116	114	2	80
Purchased Services	-	612	396	216	371
Supplies and Materials	8,000	5,233	5,232	1	1,484
Capital Outlay	-	-	-	-	672
<b>Total Health Services</b>	<b>111,483</b>	<b>106,837</b>	<b>104,790</b>	<b>2,047</b>	<b>81,951</b>
Psychological Services:					
Salaries	193,590	152,004	152,497	(493)	146,141
Employee Benefits	23,333	18,452	18,511	(59)	17,054
Supplies and Materials	-	-	-	-	19
<b>Total Psychological Services</b>	<b>216,923</b>	<b>170,456</b>	<b>171,008</b>	<b>(552)</b>	<b>163,214</b>
Other Support Services - Pupils:					
Salaries	-	-	163,732	(163,732)	168,202
Employee Benefits	-	-	29,178	(29,178)	16,595
Purchased Services	-	-	31	(31)	-
Supplies and Materials	-	-	98	(98)	469
Other Objects	-	-	164	(164)	745
<b>Total Other Support Services - Pupils</b>	<b>-</b>	<b>-</b>	<b>193,203</b>	<b>(193,203)</b>	<b>186,011</b>
Improvement of Instruction Services:					
Salaries	159,698	179,001	188,571	(9,570)	138,860
Employee Benefits	70,419	74,853	76,927	(2,074)	52,137
Purchased Services	151,350	53,551	120,438	(66,887)	119,158
Supplies and Materials	-	52	124	(72)	36,494
Other Objects	1,000	-	-	-	200
<b>Total Improvement of Instruction Services</b>	<b>382,467</b>	<b>307,457</b>	<b>386,060</b>	<b>(78,603)</b>	<b>346,849</b>
Educational Media Services:					
Salaries	363,489	367,909	371,147	(3,238)	311,520
Employee Benefits	124,775	136,162	136,161	1	96,009
Purchased Services	122,000	111,608	107,210	4,398	108,397
Supplies and Materials	275,942	289,023	282,620	6,403	254,135
Capital Outlay	761,112	650,631	630,226	20,405	451,194
<b>Total Educational Media Services</b>	<b>1,647,318</b>	<b>1,555,333</b>	<b>1,527,364</b>	<b>27,969</b>	<b>1,221,255</b>
Assessment and Testing					
Supplies and Materials	2,281	476	698	(222)	2,281
<b>Total Assessment and Testing</b>	<b>2,281</b>	<b>476</b>	<b>698</b>	<b>(222)</b>	<b>2,281</b>

**MINOOKA COMMUNITY HIGH SCHOOL DISTRICT # 111**  
**EDUCATIONAL FUND**

**Statement D**  
**(Continued)**

Statement of Expenditures Disbursed  
 Budget and Actual  
 For the Year Ended June 30, 2022

	Original Budget	Final Budget	Actual Year Ended June 30, 2022	(Over) / Under Budget	Actual Year Ended June 30, 2021
Expenditures Disbursed (Continued):					
Support (Continued):					
Board of Education Services:					
Purchased Services	\$ 159,500	101,275	96,932	4,343	118,314
Supplies and Materials	35,000	16,641	13,580	3,061	24,678
Other Objects	44,000	10,894	26,602	(15,708)	35,600
<b>Total Board of Education Services</b>	<b>238,500</b>	<b>128,810</b>	<b>137,114</b>	<b>(8,304)</b>	<b>178,592</b>
Executive Administration Services:					
Salaries	255,613	250,240	251,570	(1,330)	273,558
Employee Benefits	45,482	58,622	58,622	-	35,045
Purchased Services	1,500	1,657	1,707	(50)	843
Supplies and Materials	-	3,104	2,340	764	268
Other Objects	2,000	1,625	1,625	-	2,530
<b>Total Executive Administration Services</b>	<b>304,595</b>	<b>315,248</b>	<b>315,864</b>	<b>(616)</b>	<b>312,244</b>
Office of the Principal Services:					
Salaries	777,760	773,162	777,588	(4,426)	801,372
Employee Benefits	239,732	237,441	237,976	(535)	239,410
Purchased Services	54,000	24,871	26,521	(1,650)	25,379
Supplies and Materials	52,000	46,990	45,131	1,859	45,085
Other Objects	15,000	8,426	8,674	(248)	9,026
<b>Total Office of the Principal Services</b>	<b>1,138,492</b>	<b>1,090,890</b>	<b>1,095,890</b>	<b>(5,000)</b>	<b>1,120,272</b>
School Administration Services:					
Salaries	62,007	61,598	61,661	(63)	58,857
Employee Benefits	39,549	41,747	41,747	-	51,493
Purchased Services	1,000	398	398	-	-
Supplies and Materials	4,000	424	424	-	3,156
<b>Total School Administration Services</b>	<b>106,556</b>	<b>104,167</b>	<b>104,230</b>	<b>(63)</b>	<b>113,506</b>
Direction of Business Support Services:					
Salaries	57,970	57,970	57,970	-	56,009
Employee Benefits	9,421	11,225	11,225	-	8,849
Purchased Services	2,000	-	-	-	-
Other Objects	4,000	379	379	-	1,329
<b>Total Direction of Business Support Services</b>	<b>73,391</b>	<b>69,574</b>	<b>69,574</b>	<b>-</b>	<b>66,187</b>

**MINOOKA COMMUNITY HIGH SCHOOL DISTRICT # 111**  
**EDUCATIONAL FUND**

**Statement D**  
**(Continued)**

Statement of Expenditures Disbursed  
 Budget and Actual  
 For the Year Ended June 30, 2022

	Original Budget	Final Budget	Actual Year Ended June 30, 2022	(Over) / Under Budget	Actual Year Ended June 30, 2021
Expenditures Disbursed (Continued):					
Support (Continued):					
Fiscal Services:					
Salaries	\$ 196,375	183,066	183,914	(848)	101,674
Employee Benefits	17,374	18,871	18,871	-	12,507
Purchased Services	10,400	1,708	2,229	(521)	6,185
Supplies and Materials	3,500	2,838	3,005	(167)	4,506
Capital Outlay	2,500	-	-	-	-
Other Objects	500	230	115	115	-
<b>Total Fiscal Services</b>	<b>230,649</b>	<b>206,713</b>	<b>208,134</b>	<b>(1,421)</b>	<b>124,872</b>
Food Services:					
Purchased Services	535,000	1,180,412	1,134,727	45,685	494,057
Supplies and Materials	4,000	-	-	-	-
Capital Outlay	5,000	-	-	-	-
Other Objects	-	-	-	-	1,246
<b>Total Food Services</b>	<b>544,000</b>	<b>1,180,412</b>	<b>1,134,727</b>	<b>45,685</b>	<b>495,303</b>
Information Services:					
Salaries	99,537	87,984	87,984	-	93,076
Employee Benefits	13,523	16,692	16,692	-	17,452
Purchased Services	412,000	116,712	112,287	4,425	403,819
Supplies and Materials	2,500	154	154	-	2,161
Other Objects	1,000	(15)	(15)	-	800
<b>Total Information Services</b>	<b>528,560</b>	<b>221,527</b>	<b>217,102</b>	<b>4,425</b>	<b>517,308</b>
Other Support Services:					
Supplies and Materials	1,000	-	-	-	-
<b>Total Other Support Services</b>	<b>1,000</b>	<b>-</b>	<b>-</b>	<b>-</b>	<b>-</b>
<b>Total Support</b>	<b>7,073,169</b>	<b>6,943,662</b>	<b>6,970,537</b>	<b>(26,875)</b>	<b>6,180,425</b>
Community Services:					
Purchased Services	1,000	-	-	-	-
Supplies and Materials	1,000	-	-	-	-
Capital Outlay	10,000	38,250	24,125	14,125	11,092
<b>Total Community Services</b>	<b>12,000</b>	<b>38,250</b>	<b>24,125</b>	<b>14,125</b>	<b>11,092</b>
Payments to Other Governmental Units:					
In-State Payments:					
Special Education Programs					
Other Objects	15,000	293,939	293,939	-	258,036
CTE Programs	750,000	443,348	566,363	(123,015)	785,040
Other Payments to Govt Units	65,000	190,415	190,415	-	-
Tuition Payments:					
Special Education Programs	2,419,617	2,011,071	2,084,213	(73,142)	1,879,167
<b>Total Payments to Other Governmental Units</b>	<b>3,249,617</b>	<b>2,938,773</b>	<b>3,134,930</b>	<b>(196,157)</b>	<b>2,922,243</b>
<b>Total Expenditures Disbursed</b>	<b>\$ 36,342,027</b>	<b>36,483,947</b>	<b>36,595,394</b>	<b>(111,447)</b>	<b>33,168,772</b>

**MINOOKA COMMUNITY HIGH SCHOOL DISTRICT # 111  
OPERATIONS AND MAINTENANCE FUND**

**Statement E**

Statement of Expenditures Disbursed  
Budget and Actual  
For the Year Ended June 30, 2022

	Original Budget	Final Budget	Actual Year Ended June 30, 2022	(Over) / Under Budget	Actual Year Ended June 30, 2021
Expenditures Disbursed:					
Support:					
Direction of Business Support Services:					
Salaries	\$ 57,953	57,953	57,953	-	55,993
Employee Benefits	9,418	11,221	11,221	-	8,722
Total Direction of Business Support Services	<u>67,371</u>	<u>69,174</u>	<u>69,174</u>	<u>-</u>	<u>64,715</u>
Operation & Maintenance of Plant Services:					
Salaries	746,190	636,987	636,350	637	644,519
Employee Benefits	276,017	312,901	315,319	(2,418)	241,702
Purchased Services	1,520,795	1,424,460	1,463,183	(38,723)	1,227,684
Supplies and Materials	987,000	926,280	974,523	(48,243)	892,714
Capital Outlay	412,500	203,333	220,927	(17,594)	121,953
Other Objects	4,100	6,618	10,317	(3,699)	3,774
Non-Capitalized Equipment	1,111,420	-	-	-	-
Total Operation & Maintenance of Plant Services	<u>5,058,022</u>	<u>3,510,579</u>	<u>3,620,619</u>	<u>(110,040)</u>	<u>3,132,346</u>
Total Support	<u>5,125,393</u>	<u>3,579,753</u>	<u>3,689,793</u>	<u>(110,040)</u>	<u>3,197,061</u>
Payments to Other Districts and Governmental Units:					
Payments for CTE Programs:					
Other Objects	380,000	334,777	366,162	(31,385)	345,483
Total Payments for CTE Programs	<u>380,000</u>	<u>334,777</u>	<u>366,162</u>	<u>(31,385)</u>	<u>345,483</u>
Total Payments to Other Districts and Governmental Units	<u>380,000</u>	<u>334,777</u>	<u>366,162</u>	<u>(31,385)</u>	<u>345,483</u>
Total Expenditures Disbursed	<u>\$ 5,505,393</u>	<u>3,914,530</u>	<u>4,055,955</u>	<u>(141,425)</u>	<u>3,542,544</u>

**MINOOKA COMMUNITY HIGH SCHOOL DISTRICT # 111**  
**DEBT SERVICE FUND**

Statement F

Statement of Expenditures Disbursed  
 Budget and Actual  
 For the Year Ended June 30, 2022

	Original Budget	Final Budget	Actual Year Ended June 30, 2022	(Over) / Under Budget	Actual Year Ended June 30, 2021
Expenditures Disbursed:					
Debt Service:					
State Aid Anticipation Certificates	\$ 1,957,100	1,862,750	1,890,550	(27,800)	-
Interest on Long-Term Debt	2,815,000	2,815,000	2,815,000	-	2,229,810
Principal on Long-Term Debt	3,725,000	3,725,000	3,725,000	-	5,740,000
Debt Service Other	3,050	55,575	158,526	(102,951)	3,050
Total Expenditures Disbursed	<u>\$ 8,500,150</u>	<u>8,458,325</u>	<u>8,589,076</u>	<u>(130,751)</u>	<u>7,972,860</u>

**MINOOKA COMMUNITY HIGH SCHOOL DISTRICT # 111  
TRANSPORTATION FUND**

**Statement G**

Statement of Expenditures Disbursed  
Budget and Actual  
For the Year Ended June 30, 2022

	<u>Original Budget</u>	<u>Final Budget</u>	<u>Actual Year Ended June 30, 2022</u>	<u>(Over) / Under Budget</u>	<u>Actual Year Ended June 30, 2021</u>
Expenditures Disbursed:					
Support:					
Other Support Services - Pupils:					
Salaries	\$ 57,952	57,952	57,952	-	55,993
Employee Benefits	9,418	11,222	11,222	-	8,722
<b>Total Other Support Services - Pupils</b>	<b>67,370</b>	<b>69,174</b>	<b>69,174</b>	<b>-</b>	<b>64,715</b>
Pupil Transportation Services					
Salaries	1,389,671	1,474,344	1,474,017	327	1,163,770
Employee Benefits	307,959	343,587	339,378	4,209	105,470
Purchased Services	500,500	468,503	653,694	(185,191)	468,672
Supplies and Materials	154,700	307,186	345,733	(38,547)	124,085
Capital Outlay	132,068	114,886	116,962	(2,076)	7,610
Other Objects	600	3,318	3,356	(38)	270
<b>Total Pupil Transportation Services</b>	<b>2,485,498</b>	<b>2,711,824</b>	<b>2,933,140</b>	<b>(221,316)</b>	<b>1,869,877</b>
<b>Total Support</b>	<b>2,552,868</b>	<b>2,780,998</b>	<b>3,002,314</b>	<b>(221,316)</b>	<b>1,934,592</b>
<b>Total Expenditures Disbursed</b>	<b>\$ 2,552,868</b>	<b>2,780,998</b>	<b>3,002,314</b>	<b>(221,316)</b>	<b>1,934,592</b>

**MINOOKA COMMUNITY HIGH SCHOOL DISTRICT # 111  
MUNICIPAL RETIREMENT / SOCIAL SECURITY FUND**

**Statement H**

Statement of Expenditures Disbursed  
Budget and Actual  
For the Year Ended June 30, 2022

	Original Budget	Final Budget	Actual Year Ended June 30, 2022	(Over) / Under Budget	Actual Year Ended June 30, 2021
Expenditures Disbursed:					
Instructional:					
Employee Benefits:					
Regular Programs	\$ -	174,467	165,035	9,432	140,722
Pre-K Programs	135,313	-	-	-	-
Special Education Programs	44,538	43,836	43,829	7	41,549
CTE Programs	26,729	26,305	26,297	8	24,901
Interscholastic Programs	65,323	57,702	54,856	2,846	48,117
Drivers' Education Programs	5,919	5,865	6,081	(216)	6,175
Truant Alternative and Optional Programs	7,067	6,918	6,918	-	6,708
<b>Total Instructional</b>	<b>284,889</b>	<b>315,093</b>	<b>303,016</b>	<b>12,077</b>	<b>268,172</b>
Support:					
Employee Benefits:					
Attendance and Social Work Services	7,930	13,927	13,967	(40)	7,043
Guidance Services	35,417	30,260	30,451	(191)	36,843
Health Services	19,040	17,768	17,371	397	14,687
Psychological Services	5,227	2,204	2,211	(7)	2,140
Other Support Services - Pupils	4,434	7,770	7,770	-	9,558
Improvement of Instruction Services	7,949	7,938	8,067	(129)	6,547
Educational Media Services	54,711	54,368	54,583	(215)	44,715
Executive Administration Services	11,645	11,560	11,794	(234)	16,051
Educational, Inspectional, Supervisory Services related to Loss Prevention	37,456	-	9,807	(9,807)	48,799
Office of the Principal Services	26,196	26,078	26,135	(57)	25,755
Other Support Services - School Administration	10,452	10,255	10,266	(11)	9,725
Director of Business Support Services	8,868	15,542	15,543	(1)	19,117
Fiscal Services	34,872	31,832	31,833	(1)	17,501
Operation and Maintenance of Plant Service	107,396	106,502	106,533	(31)	105,805
Pupil Transportation Services	251,045	250,747	251,285	(538)	202,971
Information Services	17,569	15,298	15,298	-	16,301
<b>Total Support</b>	<b>640,207</b>	<b>602,049</b>	<b>612,914</b>	<b>(10,865)</b>	<b>583,558</b>
<b>Total Expenditures Disbursed</b>	<b>\$ 925,096</b>	<b>917,142</b>	<b>915,930</b>	<b>1,212</b>	<b>851,730</b>

**MINOOKA COMMUNITY HIGH SCHOOL DISTRICT # 111  
CAPITAL PROJECTS FUND**

Statement I

Statement of Expenditures Disbursed  
Budget and Actual  
For the Year Ended June 30, 2022

	Original Budget	Final Budget	Actual Year Ended June 30, 2022	(Over) / Under Budget	Actual Year Ended June 30, 2021
Expenditures Disbursed:					
Support:					
Facilities Acquisition and Construction:					
Purchased Services	\$ 5,000,000	5,000,000	852,250	4,147,750	1,349,598
Capital Outlay	-	-	1,831,819	(1,831,819)	-
Total Facilities Acquisition and Construction	<u>5,000,000</u>	<u>5,000,000</u>	<u>2,684,069</u>	<u>2,315,931</u>	<u>1,349,598</u>
Total Expenditures Disbursed	<u>\$ 5,000,000</u>	<u>5,000,000</u>	<u>2,684,069</u>	<u>2,315,931</u>	<u>1,349,598</u>

**MINOOKA COMMUNITY HIGH SCHOOL DISTRICT # 111  
TORT IMMUNITY FUND**

**Statement J**

Statement of Expenditures Disbursed  
Budget and Actual  
For the Year Ended June 30, 2022

	Original Budget	Final Budget	Actual Year Ended June 30, 2022	(Over) / Under Budget	Actual Year Ended June 30, 2021
Expenditures Disbursed:					
Instruction:					
Regular Programs:					
Salaries	\$ 399,000	266,584	267,842	(1,258)	269,453
Employee Benefits	216,297	197,454	168,216	29,238	341,038
Purchased Services	-	-	-	-	606,844
Capital Outlay	-	-	-	-	1,995
Total Regular Programs	<u>615,297</u>	<u>464,038</u>	<u>436,058</u>	<u>27,980</u>	<u>1,219,330</u>
Total Instruction	<u>615,297</u>	<u>464,038</u>	<u>436,058</u>	<u>27,980</u>	<u>1,219,330</u>
Support:					
Risk Management and Claims Services:					
Purchased Services	<u>612,857</u>	<u>573,616</u>	<u>618,469</u>	<u>(44,853)</u>	<u>-</u>
Board of Education Services:					
Employee Benefits	1,781	-	-	-	-
Purchased Services	<u>20,000</u>	<u>107,149</u>	<u>111,209</u>	<u>(4,060)</u>	<u>61,929</u>
Total Board of Education Services	<u>21,781</u>	<u>107,149</u>	<u>111,209</u>	<u>(4,060)</u>	<u>61,929</u>
Operations & Maintenance of Plant Services:					
Purchased Services	-	8,795	8,795	-	-
Supplies and Materials	52,000	41,356	41,356	-	-
Capital Outlay	<u>20,000</u>	<u>80,227</u>	<u>80,227</u>	<u>-</u>	<u>-</u>
Total Operations & Maintenance of Plant Services	<u>72,000</u>	<u>130,378</u>	<u>130,378</u>	<u>-</u>	<u>-</u>
Total Support	<u>706,638</u>	<u>811,143</u>	<u>860,056</u>	<u>(48,913)</u>	<u>1,281,259</u>
Total Expenditures Disbursed	<u>\$ 1,321,935</u>	<u>1,275,181</u>	<u>1,296,114</u>	<u>(20,933)</u>	<u>1,281,259</u>

**MINOOKA COMMUNITY HIGH SCHOOL DISTRICT # 111  
FIRE PREVENTION AND SAFETY FUND**

Statement K

Statement of Expenditures Disbursed  
Budget and Actual  
For the Year Ended June 30, 2022

	Original Budget	Final Budget	Actual Year Ended June 30, 2022	(Over) / Under Budget	Actual Year Ended June 30, 2021
Expenditures Disbursed:					
Support:					
Operation & Maintenance of Plant Services:					
Capital Outlay	\$ 2,000,000	2,000,000	-	2,000,000	6,254,242
Total Support	2,000,000	2,000,000	-	2,000,000	6,254,242
Total Expenditures Disbursed	<u>\$ 2,000,000</u>	<u>2,000,000</u>	<u>-</u>	<u>2,000,000</u>	<u>6,254,242</u>

***NOTES TO FINANCIAL STATEMENTS***

# MINOOKA COMMUNITY HIGH SCHOOL DISTRICT #111

## Notes to Financial Statements For the Year Ended June 30, 2022

---

### **NOTE 1: STATEMENT OF SIGNIFICANT ACCOUNTING POLICIES**

The accounting policies of the Minooka Community High School District #111 conform to the cash basis of accounting as defined by the Illinois State Board of Education Audit Guide. The following is a summary of the significant policies.

#### *A. Reporting Entity*

The District's reporting entity includes the District's governing board and all related organizations for which the District exercises oversight responsibility.

The District has developed criteria to determine whether outside agencies with activities, which benefit the citizens of the District, including joint agreements, which serve pupils from numerous districts, should be included within its financial reporting entity. Oversight responsibility is derived from the governmental unit's authority and includes, but is not limited to, financial interdependency, selection of governing authority, designation of management, ability to significantly influence operations, accountability for fiscal matters, scope of public service, and special financing relationships. There are no component units as defined above that are included in the districts reporting entity, also the District is not included in any other governmental "reporting entity."

The joint agreements (Grundy County Special Education Co-Op and Grundy Area Vocational Center (GAVC)) have been determined not to be part of the reporting entity after applying the manifesting of oversight, scope of public service and special financing relationships criteria and are therefore excluded from the accompanying financial statements because the District does not control the assets, operations or management of the joint agreements. In addition, the District is not aware of any entity which would exercise such oversight as to result in the District being considered a component unit of the entity. The joint agreements are required to have annual audits. Financial statements are available upon request from the Grundy County Special Education Cooperative at [www.grundyspecial.org](http://www.grundyspecial.org), and from the Grundy Area Vocational Center at [www.gavc-il.org](http://www.gavc-il.org).

The District is not included in any other governmental "reporting entity."

#### *B. Fund Accounting*

The accounts of the District are organized on the basis of funds or account groups, each of which is considered a separate accounting entity. The operations of each fund are summarized by providing a separate set of self-balancing accounts which includes its assets, liabilities, fund equity, revenue, and expenditures or expenses as appropriate. The District maintains individual funds required by the State of Illinois. These funds are grouped as required for reports filed with the Illinois State Board of Education. District resources are allocated to and accounted for in individual funds based upon the purpose for which they are to be spent and the means by which spending activities are controlled. The District uses nine funds and two account groups as follows:

# MINOOKA COMMUNITY HIGH SCHOOL DISTRICT #111

## Notes to Financial Statements For the Year Ended June 30, 2022

---

### NOTE 1: STATEMENT OF SIGNIFICANT ACCOUNTING POLICIES – (Continued)

#### *B. Fund Accounting – (Continued)*

##### Governmental Funds

Governmental Funds are those through which most governmental functions of the District are financed. The acquisition, use and balance of the District's expendable financial resources and the related liabilities (arising from cash transactions) are accounted for through governmental funds.

##### General Funds:

Educational Fund – This fund is the general operating fund of the District. It is used to account for all financial resources except those required to be accounted for in another fund. The Special Education and Leasing levies are accounted for in this fund.

Operations and Maintenance Fund – This fund is used to account for the maintenance of the District's buildings, utilities and related tax levies.

Working Cash Fund – This fund is used to provide temporary loans to the other funds of the District as needed and is funded by a specific tax levy.

Special Revenue Funds – The Special Revenue Funds are used to account for cash received from specific sources (other than those accounted for in the Debt Service Fund, Capital Project Funds or Fiduciary Funds) that are legally restricted to cash disbursements for specified purposes. The District maintains the following Special Revenue Funds:

Transportation Fund – This fund is used to account for the related tax levy and state funding for the District to provide transportation services for its pupils to attend school and school activities.

Municipal Retirement/Social Security Fund – This fund accounts for the monies levied to pay for the annual retirement costs of the District's employees.

Tort Immunity Fund – This fund accounts for the monies levied to be used for liability insurance expenditures.

Fire Prevention and Safety Fund – This fund accounts for monies levied to pay for certain building improvements that qualify as Life Safety Projects.

Debt Service Fund – This fund is used to account for the accumulation of resources for, and the payment of, general long-term debt principal, interest and related costs.

Capital Projects Fund – The Capital Projects Fund is used to account for various sources of funding that pertain to new building projects or upgrades and improvements to the building that are of a significant nature.

Notes to Financial Statements  
For the Year Ended June 30, 2022

---

**NOTE 1: STATEMENT OF SIGNIFICANT ACCOUNTING POLICIES – (Continued)**

*B. Fund Accounting – (Continued)*

Fiduciary Funds

Fiduciary fund reporting focuses on net position and changes in net position. The fiduciary fund category is split into four classifications: pension trust funds, investment trust funds, private-purpose trust funds, and agency funds. Trust funds are used to account for assets held by the District under a trust agreement for individuals, private organizations, or other governments and are therefore not available to support the District's own programs. Custodial funds are custodial in nature (assets equal liabilities) and do not involve measurement of the results of operations.

Account Groups

The accounting and reporting treatment applied to the fixed assets and long-term liabilities associated with a fund are determined by its measurement focus. The two account groups described below are not "funds." They are concerned only with the measurement of financial position. They are not involved with measurement of results of operations.

General Fixed Assets Account Group – This account group is used to account for all fixed assets which are not accounted for in the trust and agency fund.

General Long-Term Debt Account Group – This account group is established to account for all long-term debt of the District and for those long-term liabilities to be liquidated with resources to be provided in future periods.

The accompanying financial statements include Memorandum Only totals columns, which present total assets, liabilities, fund balances, revenues and expenditures for all of the District's funds and account groups.

*C. Measurement Focus*

All funds are accounted for on a spending or "financial flow" measurement focus. This means that only current assets and current liabilities are generally included on their balance sheets. Their reported fund balance (net current assets) is considered a measure of "available spendable resources."

Fund operating statements present increases (revenue and other financing sources) and decreases (expenditures and other financing uses) in net current assets. Accordingly, they are said to present a summary of sources and uses of "available spendable resources" during a period.

While GASB 87 was in effect as of June 30, 2022, the financial statements have not been adjusted for this as they are reported on the cash basis of accounting. The expenditures are reported in the applicable funds when incurred. See Note 7 relating to lease commitments for further information.

Notes to Financial Statements  
For the Year Ended June 30, 2022

---

**NOTE 1: STATEMENT OF SIGNIFICANT ACCOUNTING POLICIES – (Continued)**

*D. Basis of Accounting*

Basis of accounting refers to when revenues and expenditures or expenses are recognized in the accounts and reported in the financial statements. Basis of accounting relates to the timing of the measurement made, regardless of the measurement focus applied. The District maintains its accounting records for all funds and account groups on the cash basis of accounting under guidelines prescribed by the Illinois State Board of Education. Revenues are recognized when cash is received. Expenditures are recognized when checks are written.

Cash basis financial statements omit recognition of receivables and payables and other accrued and deferred items that do not arise from previous cash transactions.

Proceeds from sales of bonds are included as other financing sources in the appropriate fund on the date received. Related bond principal payable in the future is recorded at the same time in the General Long-Term Debt Account Group.

*E. Budgets and Budgetary Accounting*

The District prepares an annual budget for all of its funds. The budget is prepared on the cash basis of accounting which is the same basis that is used in financial reporting. This allows for comparability between budget and actual amounts. This is an acceptable method in accordance with Chapter 122, Paragraph 17.1 of the Illinois Revised Statutes. The budget was passed on September 15, 2021 and was amended on June 15, 2022.

For each fund, total fund expenses paid may not legally exceed the budgeted amounts. The budget lapses at the end of the fiscal year.

The District follows these procedures in establishing the budgetary data reflected in the financial statements:

1. Prior to July 1, the Superintendent submits to the Board of Education a proposed operating budget for the fiscal year commencing on that date. The operating budget includes proposed expenditures and the means of financing them.
2. The proposed budget is placed on file and a public hearing is held to obtain taxpayer comments.
3. Prior to October 1, the budget is legally adopted by the Board of Education through passage of a resolution.
4. Formal budgetary integration is employed as a management control device at the functional/objective level during the year.
5. The Board of Education may make transfers between the various items in any fund not exceeding in the aggregate 10% of the total of such fund as set forth in the budget.
6. The Board of Education may amend the budget (in other ways) by the same procedures required of its original adoption.

Notes to Financial Statements  
For the Year Ended June 30, 2022

---

**NOTE 1: STATEMENT OF SIGNIFICANT ACCOUNTING POLICIES – (Continued)**

*F. Cash and Investments*

The Board of Education has adopted formal deposit and investment policies. These policies apply to all District funds, excluding agency funds.

The District maintains and controls cash and investment pools in which funds of the District share. Each fund's portion of a pool is displayed on its respective Statement of Assets and Liabilities Arising from Cash Transactions as "cash" and "investments." In addition, non-pooled cash and investments are separately held and reflected in respective funds as "cash" and "investments." Investments are reported at cost, which approximates market value.

*G. General Fixed Assets*

During the year general fixed assets are not capitalized but rather they are charged to disbursements. Fixed asset acquisitions above the threshold of \$5,000 are accounted for in the General Fixed Assets Account Group and are valued at a historical cost, or estimated historical cost if actual historical cost is not available. Donated fixed assets are valued at their estimated fair value on the date donated. No depreciation has been provided on general fixed assets.

*H. Accumulated Unpaid Vacation, Sick Pay and Other Employee Benefit Amounts*

Teachers do not receive paid vacation leave but are paid only for the number of days they are required to work each year. Full-time employees are granted vacation leave in varying amounts. In the event of termination, an employee is reimbursed for any unused accumulated vacation leave. At June 30, 2022, the unpaid vacation leave balance was immaterial. Vacation pay is charged to operations when taken by the employee of the District.

Certified employees are entitled to up to 13 days of sick leave per year, depending upon tenure, with unlimited sick leave accumulation. Educational support personnel are entitled to 10 days of sick leave per year, and unused sick leave accumulates to the maximum number of days recognized by IMRF for retirement purposes. Sick pay is charged to operations when taken by the employee of the District.

Certified employees are entitled to up to 2 days of personal leave per year, depending upon tenure, with unused personal days being added to unused sick leave. Educational support personnel are entitled to 2 days of personal leave per year. Unused personal days do not accumulate.

# MINOOKA COMMUNITY HIGH SCHOOL DISTRICT #111

## Notes to Financial Statements For the Year Ended June 30, 2022

### NOTE 1: STATEMENT OF SIGNIFICANT ACCOUNTING POLICIES – (Continued)

#### *I. Reclassifications*

Certain prior year balances may have been reclassified to conform to the current year presentation.

#### *J. Restricted Resources*

If both restricted and unrestricted resources are to be used for the same purpose, expenditures will first be made from restricted resources.

### NOTE 2: DEPOSITS AND INVESTMENTS

#### Deposits

Custodial credit risk for deposits is the risk that in the event of a bank failure, the District's deposits may not be returned or the District will not be able to recover collateral securities in the possession of an outside party. The District's policy requires deposits to be 100 percent secured by collateral valued at market values less the amount covered by the Federal Deposit Insurance Corporation (FDIC). Deposited funds may be invested in certificates of deposit in institutions with an established record of fiscal health and services. The Board of Education approves and designates a list of authorized depository institutions based on evaluation of solicited responses and certifications provided by financial institutions and recommendations of an evaluation committee.

Deposits of the District are insured or collateralized with securities held by the District, its agent, or by the pledging financial institution's trust department or agent in the name of the District. As of June 30, 2022, the carrying amount of the District's demand deposits was \$4,405,823, and the bank balance was \$5,303,933. As of June 30, 2022, all of the District's uninsured deposits were collateralized by securities held by the pledging financial institution.

#### Investments

As of June 30, 2022, the District had the following investments:

<u>Type of Investment</u>	<u>Cost / Carrying Amount</u>
Illinois School District Liquid Asset Fund Plus - LIQ	\$ 11,551,608
Illinois School District Liquid Asset Fund Plus - MAX	129,494
Illinois School District Liquid Asset Fund Plus - TERM	37,983,222
Illinois Funds	4,940,064
The Private Bank - Certificate of Deposit	890,394
Total Investments	<u>\$ 55,494,782</u>

**MINOOKA COMMUNITY HIGH SCHOOL DISTRICT #111**

**Notes to Financial Statements  
For the Year Ended June 30, 2022**

---

**NOTE 2: DEPOSITS AND INVESTMENTS – (Continued)**

For investments, custodial credit risk is the risk that, in the event of the failure of the counterparty, the District will not be able to recover the value of its investments or collateral securities in the possession of an outside party. The District policy provides that the investment collateral is to be held by a custodian and is free of any claims against the trading partner and any claims by the custodian are subordinate to the District's claims to right to those securities.

The investment policy of the District does not address the following risks: Credit Risk, Interest Rate Risk and Concentration of Credit Risk.

The Illinois School District Liquid Asset Fund. The Illinois School District Liquid Asset Fund is an external investment pool sponsored by the Illinois Association of School Boards, the Illinois Association of School Administrators and the Illinois Association of School Business Officials. PMA Securities, Inc. administers the fund. A thirteen-member Board of Trustees oversees the actions of the Administrator and decides on general policies. The fund invests in high-quality, short-term debt instruments guaranteed by the full faith and credit of the United States, certain U.S. government agency obligations, commercial paper, bank obligations and other obligations permitted by Illinois law. The monies invested in the Illinois School District Liquid Asset Funds are reported at cost, \$49,663,437, which approximates market value.

**NOTE 3: COMMON BANK AND INVESTMENT ACCOUNTS**

Separate bank accounts are not maintained for all District funds. Certain funds maintain their cash balances in common checking accounts, with accounting records being maintained to show the portion of the common bank account balance attributable to each participating fund. As of June 30, 2022, the funds participating in the common bank account had the following cash balances:

Pooled Cash	
<u>Fund</u>	<u>Balance</u>
Educational Fund	\$ 2,129,004
Operations and Maintenance Fund	414,863
Debt Service Fund	88,386
Transportation Fund	57,850
IMRF and Social Security Fund	63,562
Capital Projects Fund	317,912
Working Cash Fund	82,360
Tort Fund	(4,247)
Life Safety Fund	25,595
Total	<u>\$ 3,175,285</u>

**MINOOKA COMMUNITY HIGH SCHOOL DISTRICT #111**

**Notes to Financial Statements  
For the Year Ended June 30, 2022**

**NOTE 3: COMMON BANK AND INVESTMENT ACCOUNTS – (Continued)**

Separate investment accounts are not maintained for all District funds. Certain funds maintain their investment balances in a common account, with accounting records being maintained to show the portion of the common account balance attributable to each participating fund. As of June 30, 2022, the funds participating in the common investment accounts had the following balances:

Pooled Investments	
Fund	Balance
Educational Fund	\$ 11,542,670
Operations and Maintenance Fund	5,501,887
Debt Service Fund	5,012,039
Transportation Fund	4,726,013
IMRF and Social Security Fund	1,072,144
Capital Projects Fund	6,281,180
Working Cash Fund	16,258,516
Tort Fund	2,510,601
Life Safety Fund	2,589,732
Total	<u>\$ 55,494,782</u>

**NOTE 4: PROPERTY TAXES**

On the cash basis of accounting, property taxes are recognized as revenues when they are received. The property taxes attach as an enforceable lien on property as of January 1 and are payable in two installments on June 1 and September 1 subsequent to the year of the levy. Taxes are remitted to the District shortly after the due dates. The 2020 levy was passed by the Board on December 16, 2020 in the amount of \$39,850,700, reduced by statutory limitation and increased for bond and interest to \$39,014,385, of which \$37,856,324 was collected (\$27,212,736 in the current fiscal year). The 2021 levy was passed by the Board on December 15, 2021 in the amount of \$42,123,000, increased by statutory limitation to \$40,500,363, of which \$13,457,727 was collected in the current year. The remainder will be collected in the subsequent fiscal year.

The District receives the following levies that could result in restricted fund balances in the Educational Fund:

Special Education - Cash receipts and the related cash disbursements of this restricted tax levy are accounted for in the Educational Fund. A total of \$341,794 was collected and all was spent, resulting in no restricted fund balance.

**MINOOKA COMMUNITY HIGH SCHOOL DISTRICT #111**

**Notes to Financial Statements  
For the Year Ended June 30, 2022**

**NOTE 4: PROPERTY TAXES – (Continued)**

Leasing - Cash receipts and the related cash disbursements of this restricted tax levy are accounted for in the Educational Fund. A portion of the Educational Fund's equity represents the excess of cumulative receipts over cumulative disbursements of this levy, which is restricted for future Leasing cash disbursements in accordance with Section 105 ILCS 5/17-2.2C of the *Illinois Compiled Statutes*.

Restricted Fund Balance - July 1, 2021	\$ 2,568,041
Revenues Received	527,054
Expenditures Disbursed	804,509
Lease Levy Abated	<u>2,000,000</u>
Restricted Fund Balance - June 30, 2022	<u><u>\$ 290,586</u></u>

**NOTE 5: GENERAL FIXED ASSETS**

The following is a summary of the District's general fixed assets for the year ended June 30, 2022:

	Balance July 1, 2021	Additions	Deletions	Balance June 30, 2022
Land	\$ 5,855,792	-	-	5,855,792
Construction in Progress	-	1,327,142	-	1,327,142
Building	92,486,597	-	-	92,486,597
Other Improvements	20,408,108	178,842	-	20,586,950
Transportation Equipment	3,086,628	29,628	-	3,116,256
Other Equipment	10,442,562	135,373	-	10,577,935
Total Fixed Assets	<u><u>\$ 132,279,687</u></u>	<u><u>1,670,985</u></u>	<u><u>-</u></u>	<u><u>133,950,672</u></u>

The District's significant capital purchases during the fiscal year included:

Roof Improvements CIP	\$ 1,327,142
Honeywell Security System	136,864
2018 Dodge Grand Caravan	29,628
Dance Room Flooring	30,701
Weight Room Equipment	60,761
John Deere Mower	15,800
Baseball/Soccer Scoreboard	22,530
Air Compressor for Wood Shop	14,628

# MINOOKA COMMUNITY HIGH SCHOOL DISTRICT #111

## Notes to Financial Statements For the Year Ended June 30, 2022

### NOTE 6: LONG-TERM OBLIGATIONS

The following is a summary of the District's general long-term obligations for the year ended June 30, 2022:

	Principal Outstanding 6/30/2021	Increases	Refunded	Decreases	Principal Outstanding 6/30/2022	Amount Due in One Year
General obligation bonds:						
2012A Refunding School Bonds	\$ 9,470,000	-	9,470,000	-	-	-
2014 Refunding School Bonds	7,515,000	-	-	2,835,000	4,680,000	2,000,000
2015B Refunding School Bonds	9,130,000	-	-	-	9,130,000	-
2016B Refunding School Bonds	5,960,000	-	-	335,000	5,625,000	220,000
2018 Refunding School Bonds	1,945,000	-	-	555,000	1,390,000	590,000
2019 School Bonds	16,460,000	-	-	2,815,000	13,645,000	2,840,000
2022 Refunding School Bonds	-	8,660,000	-	-	8,660,000	965,000
Total General Long Term Debt	<u>\$ 50,480,000</u>	<u>8,660,000</u>	<u>9,470,000</u>	<u>6,540,000</u>	<u>43,130,000</u>	<u>6,615,000</u>

#### 2012A Refunding School Bonds

On August 2, 2012, the District issued \$9,470,000 2012A Series General Obligation Refunding School Bonds. This bond was issued in order to pay down the 2006A Series General Obligation Bonds, 2008 Series General Obligation Refunding School Bond, and the 2010 Series General Obligation Refunding School Bond. Interest is payable semi-annually on November 1 and May 1 of each year at an average rate of 3.0%. The bond was refunded by the General Obligation Refunding School Bonds, Series 2022 and no future payments will be made by the District.

#### 2014 Refunding School Bonds

On April 22, 2014, the District issued \$8,965,000 2014 Series General Obligation Refunding School Bonds. This bond was issued in order to pay down the 2005 Series General Obligation Bond, the 2006A Series General Obligation Bond, and the 2010 Series General Obligation Refunding School Bond. Interest is payable semi-annually on November 1 and May 1 of each year at an average rate of 4.05%. The bonds mature annually beginning November 1, 2019.

Principal and interest required to retire the 2014 Refunding School Bonds outstanding at June 30, 2022 are as follows:

Date	Principal	Interest	Total
11/1/2022	\$ 2,000,000	98,175	2,098,175
5/1/2023	-	58,175	58,175
11/1/2023	1,830,000	58,175	1,888,175
5/1/2024	-	17,000	17,000
11/1/2024	-	17,000	17,000
5/1/2025	-	17,000	17,000
11/1/2025	-	17,000	17,000
5/1/2026	-	17,000	17,000
11/1/2026	850,000	17,000	867,000
Totals	<u>\$ 4,680,000</u>	<u>316,525</u>	<u>4,996,525</u>

**MINOOKA COMMUNITY HIGH SCHOOL DISTRICT #111**

**Notes to Financial Statements  
For the Year Ended June 30, 2022**

**NOTE 6: LONG-TERM OBLIGATIONS – (Continued)**

2015B Refunding School Bonds

On February 18, 2015, the District issued \$9,130,000 2015B Series General Obligation Refunding School Bonds. This bond was issued in order to pay down the 2005 Series General Obligation Bond, the 2006A Series General Obligation Bond, the 2010 Series General Obligation Refunding School Bond, and the 2011 Series General Obligation Refunding School Bond. Interest is payable semi-annually on November 1 and May 1 of each year at a rate of 4.00%. The bonds mature annually beginning May 1, 2027.

Principal and interest required to retire the 2015B Refunding School Bonds outstanding at June 30, 2022 are as follows:

<u>Date</u>	<u>Principal</u>	<u>Interest</u>	<u>Total</u>
11/1/2022	\$ -	182,600	182,600
5/1/2023	-	182,600	182,600
11/1/2023	-	182,600	182,600
5/1/2024	-	182,600	182,600
11/1/2024	-	182,600	182,600
5/1/2025	-	182,600	182,600
11/1/2025	-	182,600	182,600
5/1/2026	-	182,600	182,600
11/1/2026	-	182,600	182,600
5/1/2027	1,830,000	182,600	2,012,600
11/1/2027	-	146,000	146,000
5/1/2028	1,825,000	146,000	1,971,000
11/1/2028	-	109,500	109,500
5/1/2029	1,825,000	109,500	1,934,500
11/1/2029	-	73,000	73,000
5/1/2030	1,825,000	73,000	1,898,000
11/1/2030	-	36,500	36,500
5/1/2031	1,825,000	36,500	1,861,500
Totals	<u>\$ 9,130,000</u>	<u>2,556,000</u>	<u>11,686,000</u>

**MINOOKA COMMUNITY HIGH SCHOOL DISTRICT #111**

**Notes to Financial Statements  
For the Year Ended June 30, 2022**

---

**NOTE 6: LONG-TERM OBLIGATIONS – (Continued)**

2016B Refunding School Bonds

On March 17, 2016, the District issued \$8,750,000 2016B Series General Obligation Refunding School Bonds. This bond was issued in order to pay down the 2006 Series General Obligation Bond. Interest is payable semi-annually on November 1 and May 1 of each year at a rate of 4.00%. The bonds mature annually.

Principal and interest required to retire the 2016B Refunding School Bonds outstanding at June 30, 2022 are as follows:

<u>Date</u>	<u>Principal</u>	<u>Interest</u>	<u>Total</u>
11/1/2022	\$ -	112,500	112,500
5/1/2023	220,000	112,500	332,500
11/1/2023	-	108,100	108,100
5/1/2024	1,580,000	108,100	1,688,100
11/1/2024	-	76,500	76,500
5/1/2025	1,780,000	76,500	1,856,500
11/1/2025	-	40,900	40,900
5/1/2026	2,045,000	40,900	2,085,900
Totals	<u>\$ 5,625,000</u>	<u>676,000</u>	<u>6,301,000</u>

2018 Refunding School Bonds

On June 14, 2018, the District issued \$7,050,000 2018 Series General Obligation Refunding School Bonds. This bond was issued in order to pay down the 2008 Series General Obligation Bond. Interest is payable semi-annually on January 1 and July 1 of each year at a rate of 4.00%. The bonds mature annually beginning on January 1, 2019.

Principal and interest required to retire the 2018 Refunding School Bonds outstanding at June 30, 2022 are as follows:

<u>Date</u>	<u>Principal</u>	<u>Interest</u>	<u>Total</u>
7/1/2022	\$ -	27,800	27,800
1/1/2023	590,000	27,800	617,800
7/1/2023	-	16,000	16,000
1/1/2024	800,000	16,000	816,000
Totals	<u>\$ 1,390,000</u>	<u>87,600</u>	<u>1,477,600</u>

**MINOOKA COMMUNITY HIGH SCHOOL DISTRICT #111**

**Notes to Financial Statements  
For the Year Ended June 30, 2022**

**NOTE 6: LONG-TERM OBLIGATIONS – (Continued)**

2019 School Bonds

On June 12, 2019, the District issued \$18,745,000 2019 Series General Obligation School Bonds. The bonds were issued to pay for capital improvements within the District. Interest is payable semi-annually on December 1 and June 1 of the year at a variable rate between 4.00%-5.00%. The bonds mature annually beginning on December 1, 2019.

Principal and interest required to retire the 2019 Refunding School Bonds outstanding at June 30, 2022 are as follows:

<u>Date</u>	<u>Principal</u>	<u>Interest</u>	<u>Total</u>
12/1/2022	\$ 2,840,000	341,125	3,181,125
6/1/2023	-	270,125	270,125
12/1/2023	2,885,000	270,125	3,155,125
6/1/2024	-	198,000	198,000
12/1/2024	3,085,000	198,000	3,283,000
6/1/2025	-	120,875	120,875
12/1/2025	3,225,000	120,875	3,345,875
6/1/2026	-	40,250	40,250
12/1/2026	1,610,000	40,250	1,650,250
<b>Totals</b>	<b>\$ 13,645,000</b>	<b>1,599,625</b>	<b>15,244,625</b>

2022 School Bonds

On December 15, 2021, the District issued \$8,660,000 2022 Series General Obligation School Bonds. The bonds were issued in order to pay down the 2012A Series General Obligation Bond. Interest is payable semi-annually on May 1 and November 1 of each year at a rate of 4.00%. The bonds mature annually beginning on May 1, 2023.

Principal and interest required to retire the 2022 Refunding School Bonds outstanding at June 30, 2022 are as follows:

<u>Date</u>	<u>Principal</u>	<u>Interest</u>	<u>Total</u>
11/1/2022	\$ -	173,200	173,200
5/1/2023	965,000	173,200	1,138,200
11/1/2023	-	153,900	153,900
5/1/2024	-	153,900	153,900
11/1/2024	-	153,900	153,900
5/1/2025	2,320,000	153,900	2,473,900
11/1/2025	-	107,500	107,500
5/1/2026	2,235,000	107,500	2,342,500
11/1/2026	-	62,800	62,800
5/1/2027	1,555,000	62,800	1,617,800
11/1/2027	-	31,700	31,700
5/1/2028	1,585,000	31,700	1,616,700
<b>Totals</b>	<b>\$ 8,660,000</b>	<b>1,366,000</b>	<b>10,026,000</b>

**MINOOKA COMMUNITY HIGH SCHOOL DISTRICT #111**

**Notes to Financial Statements  
For the Year Ended June 30, 2022**

**NOTE 6: LONG-TERM OBLIGATIONS – (Continued)**

All general obligation bonds will be paid from property taxes in the Debt Service Fund.

Principal and interest requirements to retire all general long-term bonded debt outstanding at June 30, 2022 are as follows:

Fiscal Year Ending June 30,	Principal	Interest	Total
2023	\$ 6,615,000	1,759,800	8,374,800
2024	7,095,000	1,464,500	8,559,500
2025	7,185,000	1,178,875	8,363,875
2026	7,505,000	857,125	8,362,125
2027	3,410,000	355,400	3,765,400
2028-2031	11,320,000	1,696,850	13,016,850
Totals	<u>\$ 43,130,000</u>	<u>7,312,550</u>	<u>50,442,550</u>

**NOTE 7: OTHER CONTRACT COMMITMENTS**

Teachers' Contracts

Teachers' contracts for services rendered during the school year for teachers electing twelve-month pay schedules are recorded in the fiscal year when such checks are drawn. At June 30, 2022, the total amount of unpaid teachers' contracts for services performed during the fiscal year amounted to \$1,789,639.

Lease Commitments

The District has entered into various lease agreements for office equipment and buses. The following describes the terms of these leases.

<u>Lessor</u>	<u>Property</u>	<u>Start Date</u>	<u>Term</u>	<u>Payment</u>	<u>Frequency</u>
Midwest Bus Sales	School buses	7/1/2018	5 years	\$ 37,329	Annually
Mercedes-Benz	School buses	7/15/2017	6 years	95,323 *	Annually
Trinity 3 Financial Services	Computer Equipment	7/1/2018	4 years	77,242	Annually
SHI International Corp	Computer Equipment	3/1/2019	5 years	65,219	Annually
Central States Bus Sales	School buses	7/15/2019	6 years	88,333	Annually
Key Government Financing	School buses	7/15/2019	5 years	26,840	Annually
American Capital Financial	Computer Equipment	4/15/2020	3 years	90,082	Annually
Central States Bus Sales	School buses	7/15/2020	6 years	58,912	Annually
American Capital Financial	Chromebooks	8/15/2020	4 years	90,147	Annually
American Capital Financial	Copiers/printers	7/1/2021	5 years	85,625	Annually
American Capital Financial	Computer Equipment	7/15/2021	3 years	67,045	Annually
Central States Bus Sales	School buses	7/15/2021	5 years	141,554	Annually
Central States Bus Sales	School buses	7/5/2022	6 years	149,688	Annually

*\*Lease payments increase over the life of the lease. Leases contain an option to renew or purchase the equipment at the end of the lease term.*

**MINOOKA COMMUNITY HIGH SCHOOL DISTRICT #111**

**Notes to Financial Statements  
For the Year Ended June 30, 2022**

---

**NOTE 7: OTHER CONTRACT COMMITMENTS – (Continued)**

Future minimum lease payments until expiration are as follows:

Fiscal Year Ending June 30,	Amount
2023	\$ 508,335
2024	708,144
2025	502,824
2026	435,779
2027	149,688
2028	400,910
	<u>\$ 2,705,680</u>

Total lease rental payments for the year ending June 30, 2022 were \$997,569.

**NOTE 8: RETIREMENT FUND COMMITMENTS**

*A. Teachers Retirement System of the State of Illinois*

**General Information about the Plan**

*Plan Description*

The employer participates in the Teachers' Retirement System of the State of Illinois (TRS). TRS is a cost-sharing multiple-employer defined benefit pension plan that was created by the Illinois legislature for the benefit of Illinois public school teachers employed outside the city of Chicago. TRS members include all active non-annuitants who are employed by a TRS-covered employer to provide services for which teacher licensure is required. The Illinois Pension Code outlines the benefit provisions of TRS, and amendments to the plan can be made only by legislative action with the Governor's approval. The TRS Board of Trustees is responsible for the System's administration.

TRS issues a publicly available financial report that can be obtained at <http://www.trsil.org/financial/acfrs/fy2021>; by writing to TRS at 2815 W. Washington, PO Box 19253, Springfield, IL 62794; or by calling (888) 678-3675, option 2.

*Benefits Provided*

TRS provides retirement, disability, and death benefits. Tier 1 members have TRS or reciprocal system service prior to January 1, 2011. Tier 1 members qualify for retirement benefits at age 62 with five years of service, at age 60 with 10 years, or age 55 with 20 years. The benefit is determined by the average of the four highest consecutive years of creditable earnings within the last 10 years of creditable service and the percentage of average salary to which the member is entitled. Most members retire under a formula that provides 2.2 percent of final average salary up to a maximum of 75 percent with 34 years of service.

## MINOOKA COMMUNITY HIGH SCHOOL DISTRICT #111

### Notes to Financial Statements For the Year Ended June 30, 2022

---

#### NOTE 8: RETIREMENT FUND COMMITMENTS – (Continued)

##### A. *Teachers Retirement System of the State of Illinois – (Continued)*

###### *Benefits Provided – (Continued)*

Tier 2 members qualify for retirement benefits at age 67 with 10 years of service, or a discounted annuity can be paid at age 62 with 10 years of service. Creditable earnings for retirement purposes are capped and the final average salary is based on the highest consecutive eight years of creditable service rather than the highest four. Disability provisions for Tier 2 are identical to those of Tier 1. Death benefits are payable under a formula that is different from Tier 1.

Essentially all Tier 1 retirees receive an annual 3 percent increase in the current retirement benefit beginning January 1 following the attainment of age 61 or on January 1 following the member's first anniversary in retirement, whichever is later. Tier 2 annual increases will be the lesser of three percent of the original programs benefit or one-half percent of the rate of inflation beginning January 1 following attainment of age 67 or on January 1 following the member's first anniversary in retirement, whichever is later.

Public Act 100-0023, enacted in 2017, creates an optional Tier 3 hybrid retirement plan, but has not yet gone into effect. Public Act 100-0587, enacted in 2018, requires TRS to offer two temporary benefit buyout programs that expire on June 30, 2024. One program allows retiring Tier 1 members to receive a partial lump-sum payment in exchange for accepting a lower, delayed annual increase. The other allows inactive vested Tier 1 and 2 members to receive a partial lump-sum payment in lieu of a retirement annuity. Both began in 2019 and are funded by bonds issued by the state of Illinois.

###### *Contributions*

The state of Illinois maintains the primary responsibility for funding TRS. The Illinois Pension Code, as amended by Public Act 88-0593 and subsequent acts, provides that for years 2010 through 2045, the minimum contribution to the System for each fiscal year shall be an amount determined to be sufficient to bring the total assets of the System up to 90 percent of the total actuarial liabilities of the System by the end of fiscal year 2045.

Contributions from active members and TRS contributing employers are also required by the Illinois Pension Code. The contribution rates are specified in the pension code. The active member contribution rate for the year ended June 30, 2021, was 9.0 percent of creditable earnings. The member contribution, which may be paid on behalf of employees by the employer, is submitted to TRS by the employer.

On Behalf Contributions to TRS – The state of Illinois makes employer pension contributions on behalf of the employer. For the year ended June 30, 2022, state of Illinois contributions recognized by the employer were based on the state's proportionate share of with the pension expense associated with the employer, and the employer recognized revenue and expenditures of \$1,786,264 in pension contributions from the state of Illinois.

MINOOKA COMMUNITY HIGH SCHOOL DISTRICT #111

Notes to Financial Statements  
For the Year Ended June 30, 2022

---

**NOTE 8: RETIREMENT FUND COMMITMENTS – (Continued)**

A. *Teachers Retirement System of the State of Illinois – (Continued)*

*Contributions – (Continued)*

2.2 Formula Contributions – Employers contribute 0.58 percent of total creditable earnings for the 2.2 formula change. The contribution rate is specified by statute. Contributions for the year ended June 30, 2022, were \$100,488.

Federal and Special Trust Fund Contributions – When TRS members are paid from federal and special trust funds administered by the employer, there is a statutory requirement for the employer to pay an employer pension contribution from those funds. Under Public Act 100-0340, the federal and special trust fund contributions rate is the total employer normal cost beginning with the year ended June 30, 2018.

Previously, employer contributions for employees paid from federal and special trust funds were at the same rate as the state contribution rate to TRS and were much higher.

For the year ended June 30, 2022, the employer pension contribution was 10.31 percent of salaries paid from federal and special trust funds. For the year ended June 30, 2022, salaries totaling \$86,527 were paid from federal and special trust funds that required employer contributions of \$8,921.

Employer Retirement Cost Contributions – Under GASB Statement No. 68, contributions that an employer is required to pay because of a TRS member retiring are categorized as specific liability payments. The employer is required to make a one-time contribution to TRS for members granted salary increases over 6 percent if those salaries are used to calculate a retiree's final average salary.

A one-time contribution is also required for members granted sick leave days in excess of the normal annual allotment if those days are used as TRS service credit. For the year ended June 30, 2022, the District paid \$0 to TRS for employer contributions due on salary increases in excess of 6 percent and \$0 for sick leave days granted in excess of the normal annual allotment.

Notes to Financial Statements  
For the Year Ended June 30, 2022

---

**NOTE 8: RETIREMENT FUND COMMITMENTS – (Continued)**

*B. Illinois Municipal Retirement Defined Benefit Pension Plan*

*IMRF Plan Description*

The District's defined benefit pension plan for regular employees provides retirement and disability benefits, post-retirement increases, and death benefits to plan members and beneficiaries. The District's plan is managed by the Illinois Municipal Retirement Fund (IMRF), the administrator of a multi-employer public pension fund. A summary of IMRF's pension benefits is provided in the "Benefits Provided" section of this document. Details of all benefits are available from IMRF. Benefit provisions are established by statute and may only be changed by the General Assembly of the State of Illinois. IMRF issues a publicly available Comprehensive Annual Financial Report that includes financial statements, detailed information about the pension plan's fiduciary net position, and required supplementary information. The report is available for download at [www.imrf.org](http://www.imrf.org).

*Benefits Provided*

IMRF has three benefit plans. The vast majority of IMRF members participate in the Regular Plan (RP). The Sheriff's Law Enforcement Personnel (SLEP) plan is for sheriffs, deputy sheriffs, and selected police chiefs. Counties could adopt the Elected County Official (ECO) plan for officials elected prior to August 8, 2011 (the ECO plan was closed to new participants after that date). All of the District's employees participate in the Regular Plan.

All three IMRF benefit plans have two tiers. Employees hired *before* January 1, 2011, are eligible for Tier 1 benefits. Tier 1 employees are vested for pension benefits when they have at least eight years of qualifying service credit. Tier 1 employees who retire at age 55 (at reduced benefits) or after age 60 (at full benefits) with eight years of service are entitled to an annual retirement benefit, payable monthly for life, in an amount equal to 1-2/3% of the final rate of earnings for the first 15 years of service credit, plus 2% for each year of service credit after 15 years to a maximum of 75% of their final rate of earnings. Final rate of earnings is the highest total earnings during any consecutive 48 months within the last 10 years of service, divided by 48. Under Tier 1, the pension is increased by 3% of the original amount on January 1 every year after retirement.

Employees hired *on or after* January 1, 2011, are eligible for Tier 2 benefits. For Tier 2 employees, pension benefits vest after ten years of service. Participating employees who retire at age 62 (at reduced benefits) or after age 67 (at full benefits) with ten years of service are entitled to an annual retirement benefit, payable monthly for life, in an amount equal to 1-2/3% of the final rate of earnings for the first 15 years of service credit, plus 2% for each year of service credit after 15 years to a maximum of 75% of their final rate of earnings. Final rate of earnings is the highest total earnings during any 96 consecutive months within the last 10 years of service, divided by 96. Under Tier 2, the pension is increased on January 1 every year after retirement, upon reaching age 67, by the *lesser* of:

- 3% of the original pension amount, or
- 1/2 of the increase in the Consumer Price Index of the original pension amount.

**MINOOKA COMMUNITY HIGH SCHOOL DISTRICT #111**

**Notes to Financial Statements  
For the Year Ended June 30, 2022**

**NOTE 8: RETIREMENT FUND COMMITMENTS – (Continued)**

*B. Illinois Municipal Retirement Defined Benefit Pension Plan – (Continued)*

*Employees Covered by Benefit Terms*

As of December 31, 2021, the following employees were covered by the benefit terms:

Retirees and beneficiaries	76
Inactive, non-retired members	126
Active members	<u>112</u>
Total	<u><u>314</u></u>

*Contributions*

As set by statute, the District's Regular Plan Members are required to contribute 4.5% of their annual covered salary. The statute requires employers to contribute the amount necessary, in addition to member contributions, to finance the retirement coverage of its own employees. The District's annual contribution rate and actual District contributions for calendar year 2021 and the fiscal year ended June 30, 2022 are summarized below. The District also contributes for disability benefits, death benefits, and supplemental retirement benefits, all of which are pooled at the IMRF level. Contribution rates for disability and death benefits are set by IMRF's Board of Trustees, while the supplemental retirement benefits rate is set by statute.

Plan member contribution rate	4.50%
District required contribution rate for 2021	10.25%
District required contribution rate for 2022	9.90%
District actual contributions for 2021	\$ 381,835
District actual contributions for fiscal year 2022	\$ 390,083

**NOTE 9: POSTEMPLOYMENT BENEFITS OTHER THAN PENSIONS (OPEB)**

*A. Teachers' Health Insurance Security Fund*

The District participates in the Teachers' Health Insurance Security (THIS) Fund of the State of Illinois. THIS is a cost-sharing, multiple-employer defined benefit post-employment healthcare plan (OPEB) established by the Illinois legislature for the benefit of eligible retired Illinois public school teachers employed outside the city of Chicago (members). All District employees receiving monthly benefits from the Teachers' Retirement System (TRS) who have at least eight years of creditable service with TRS, the survivor of an annuitant or benefit recipient who had at least eight years of creditable service or a recipient of a monthly disability benefit are eligible to enroll in THIS.

The State Employees Group Insurance Act of 1971 (5 ILCS 375) outlines the benefit provisions of the THIS Plan and amendments to the Plan can be made only by legislative action with the Governor's approval. The Plan is administered by the Illinois Department of Central Management Services. The publicly available financial report of the Plan may be found on the website of the Illinois Auditor General. The current reports are listed under "Central Management Services" 326(<http://www.auditor.illinois.gov/Audit-Reports/CMS-THISF.asp>).

## MINOOKA COMMUNITY HIGH SCHOOL DISTRICT #111

### Notes to Financial Statements For the Year Ended June 30, 2022

---

#### **NOTE 9: POSTEMPLOYMENT BENEFITS OTHER THAN PENSIONS (OPEB) – (Continued)**

##### *A. Teachers' Health Insurance Security Fund – (Continued)*

*Benefits Provided.* THIS provides medical, prescription, and behavioral health benefits for eligible retirees and their dependents, but it does not provide vision, dental, or life insurance benefits to annuitants of the Teachers' Retirement System (TRS). Annuitants not enrolled in Medicare may participate in the state-administered participating provider option plan or choose from several managed care options. Annuitants who are enrolled in Medicare Parts A and B may be eligible to enroll in a Medicare Advantage plan. The premiums charged reflect approximately a 75 percent subsidy for members that elect a managed care plan or elect the Teachers' Choice Health Plan (TCHP) if a managed care plan is either not available or only partially available. Members receive approximately a 50 percent subsidy if they elect the TCHP when a managed care plan is available. Medicare primary dependent beneficiaries enrolled in a managed care plan or in the TCHP when no managed care plan is available receive a premium subsidy.

*Contributions.* The State Employees Group Insurance Act of 1971 (5 ILCS 375/6) specifies the contribution requirements of the participating school districts and covered employees. For the year ended June 30, 2022, required contributions are as follows:

- Active members contribute 0.90 percent of covered payroll.
- Employers contribute 0.67 percent of covered payroll. The percentage of employer required contributions in the future will not exceed 105 percent of the percentage of salary actually required to be paid in the previous fiscal year. For the year ended June 30, 2022, the District paid \$116,081 to the THIS Fund, which was 100 percent of the required contribution.
- The State of Illinois makes contributions on behalf of the District. State contributions are intended to match contributions to the THIS Fund from active members. The State contributed 0.90 percent of covered payroll. For the year ended June 30, 2022, State of Illinois contributions on behalf of the District's employees were \$155,930 and the District recognized revenue and expenditures for this on-behalf contribution amount during the year in the General Fund.
- Retired members contribute through premium payments based on the coverage elected, Medicare eligibility, and the age of the member and dependents. The premium for retired members is not permitted to increase by more than 5.0 percent by year by statute. The Federal Government provides a Medicare Part D subsidy.

#### **NOTE 10: RISK MANAGEMENT- CLAIMS AND JUDGMENTS**

The District's risk management activities are recorded in the Tort Immunity Fund. No liability has been recorded on the books for future expenses related to risk management; these expenses are reported as the expenditures are made. The District is exposed to various risks of loss related to limited torts: thefts of, damage to and destruction of assets; errors, omissions and natural disasters for which the District carries commercial insurance. There have been no significant reductions in coverage and settlements have not exceeded coverage in the past three years.

**MINOOKA COMMUNITY HIGH SCHOOL DISTRICT #111**

**Notes to Financial Statements  
For the Year Ended June 30, 2022**

---

**NOTE 11: CONTINGENCIES**

Grant Revenues

The District has received funding from state and federal grants which are governed by various rules and regulations of the grantor agencies. It is believed that any adjustments that may arise from the audits will be insignificant to the operations of the District.

Litigation

The District has been involved in a series of disputes with several of its largest taxpayers concerning the value of commercial/industrial facilities for real estate tax purposes.

**NOTE 12: RELATED PARTY TRANSACTIONS**

The District is a member of the controlling board for Grundy County Special Education Co-Op. The Grundy County Special Education Co-Op provides special education services to the School District's students. During the fiscal year ending June 30, 2022 the District paid the Grundy County Special Education Co-Op a total of \$2,084,213 for these services.

The District is member of the controlling board for Grundy Area Vocational Center (GAVC). GAVC provides career/technical training to the School District's students. During the fiscal year ending June 30, 2022 the District paid GAVC a total of \$566,363 for these services. The District also paid GAVC \$366,162 to help fund GAVC capital projects.

On July 7, 2010, GAVC issued Series 2010 debt certificates in the amount of \$2 million at an average interest rate of 3.23%. The debt certificates mature on January 1, 2030. The District will make annual payments to GAVC for the District's portion (38.9%) of the principal and interest payments. During the fiscal year ended June 30, 2022, the District paid GAVC \$57,885 for its portion of the bonds' principal and interest.

**NOTE 13: EXCESS OF EXPENDITURES OVER APPROPRIATIONS**

At June 30, 2022, expenditures exceeded appropriations for the following funds:

<u>Fund</u>	<u>Excess</u>
Education	\$ 111,447
Operations & Maintenance	141,425
Debt Service	9,742,801
Transportation	221,316
Tort	20,933

**MINOOKA COMMUNITY HIGH SCHOOL DISTRICT #111**

**Notes to Financial Statements  
For the Year Ended June 30, 2022**

**NOTE 14: LEGAL DEBT MARGIN**

Assessed Valuation - 2021 Tax Year (including TIF EAV)		<u>\$ 1,904,791,835</u>
Statutory Debt Limitation (6.9%)		<u>\$ 131,430,637</u>
Less Applicable Debt:		
GO Refunding Bonds, Series 2014	\$ 4,680,000	
GO Refunding Bonds, Series 2015B	9,130,000	
GO Refunding Bonds, Series 2016B	5,625,000	
GO Refunding Bonds, Series 2018	1,390,000	
GO Bonds, Series 2019	13,645,000	
GO Bonds, Series 2022	<u>8,660,000</u>	<u>43,130,000</u>
Legal Debt Margin		<u>\$ 88,300,637</u>

**NOTE 15: FUND BALANCE PRESENTATION**

According to Government Accounting Standards, fund balances are to be classified into five major classifications: Non-spendable, Restricted, Committed, Assigned, and Unassigned. The Regulatory Model, followed by the District, only reports Reserved and Unreserved Fund Balances. Below are definitions of the differences and a reconciliation of how these balances are reported.

The first five columns of the table below represent Fund Balance Reporting according to generally accepted accounting principles. The last two columns represent Fund Balance Reporting under the regulatory basis of accounting utilized in preparation of the financial statements.

Fund	Generally Accepted Accounting Principals					Regulatory Basis	
	Non-spendable	Restricted	Committed	Assigned	Unassigned	Reserved	Unreserved
Educational	\$ -	290,586	1,789,639	2,314,651	10,507,336	4,394,876	10,507,336
Operations & Maintenance	-	-	-	-	5,916,750	-	5,916,750
Debt Service	-	5,100,425	-	-	-	-	5,100,425
Transportation	-	-	-	4,783,863	-	-	4,783,863
IMRF / Social Security	-	1,135,706	-	-	-	387,308	748,398
Capital Projects	-	6,599,092	-	-	-	6,599,092	-
Working Cash	-	-	-	-	16,340,876	-	16,340,876
Tort Immunity	-	2,506,354	-	-	-	-	2,506,354
Fire Prevention & Safety	-	2,615,327	-	-	-	-	2,615,327
Total All Funds	<u>\$ -</u>	<u>18,247,490</u>	<u>1,789,639</u>	<u>7,098,514</u>	<u>32,764,962</u>	<u>11,381,276</u>	<u>48,519,329</u>

**A. *Non-spendable Fund Balance***

The non-spendable fund balance classification includes amounts that cannot be spent because they are either (a) not in spendable form or (b) legally or contractually required to be maintained intact. The “not in spendable form” criterion includes items that are not expected to be converted to cash, for example inventories and prepaid amounts. Due to the cash basis nature of the District, all such items are expensed at the time of purchase, so there is nothing to report for this classification.

Notes to Financial Statements  
For the Year Ended June 30, 2022

---

**NOTE 15: FUND BALANCE PRESENTATION – (Continued)**

*B. Restricted Fund Balance*

The restricted fund balance classification refers to amounts that are subject to outside restrictions, not controlled by the entity. Restrictions may be imposed by creditors, grantors, contributors, or laws and regulations of other governments, or imposed by law through constitutional provisions or enabling legislation. The Debt Service Fund and Special Revenue Funds are by definition restricted for those specified purposes. The District has several revenue sources received within different funds that also fall into these categories:

1. Special Education

Cash receipts and the related cash disbursements of this restricted tax levy are accounted for in the Educational Fund. Expenditures disbursed exceeded revenue received for this purpose, resulting in no restricted fund balance.

2. Leasing Levy

Cash Disbursed and the related cash receipts of this restricted levy are accounted for in the Educational Fund. Expenditures disbursed were less than revenues received for this purpose, resulting in a restricted fund balance of \$290,586 as of June 30, 2022. This balance is included in the financial statements as Reserved in the Educational Fund.

3. State Grants

Proceeds from state grants and the related expenditures have been included in the Educational, Operations & Maintenance, and Transportation Funds. At June 30, 2022, expenditures disbursed exceeded revenue received from state grants, resulting in no restricted balances.

4. Federal Grants

Proceeds from federal grants and the related expenditures have been included in the Educational Fund. At June 30, 2022, expenditures disbursed exceeded revenue received from federal grants, resulting in no restricted balances.

5. Tort Immunity

Cash disbursed and the related cash receipts of this restricted tax levy are accounted for in the Tort Immunity Fund. Revenue received exceeded expenditures disbursed for this purpose, resulting in a restricted fund balance of \$2,506,354. This balance is included in the financial statements as Unreserved in the Tort Immunity Fund.

# MINOOKA COMMUNITY HIGH SCHOOL DISTRICT #111

## Notes to Financial Statements For the Year Ended June 30, 2022

---

### NOTE 15: FUND BALANCE PRESENTATION – (Continued)

#### *B. Restricted Fund Balance – (Continued)*

##### 6. Fire Prevention & Safety

Cash disbursed and the related cash receipts of this restricted tax levy are accounted for in the Fire Prevention and Safety Fund. Revenues received exceeded expenditures disbursed for this purpose, resulting in a restricted fund balance of \$2,615,327. This balance is included in the financial statements as Unreserved in the Fire Prevention and Safety Fund.

##### 7. Social Security & IMRF

Cash disbursed and the related cash receipts of these restricted tax levies are accounted for in the Municipal Retirement / Social Security Fund. Revenue received exceeded expenditures disbursed for IMRF purposes, resulting in a restricted fund balance of \$748,398. This balance is included in the financial statements as Unreserved in the Municipal Retirement / Social Security Fund. Revenues received exceeded expenditures disbursed for social security purposes, resulting in a restricted fund balance of \$387,308. This balance is included in the financial statements as Reserved in the Municipal Retirement / Social Security Fund.

##### 8. Bond & Interest

Cash disbursed and the related cash receipts of this restricted tax levy is accounted for in the Debt Service Fund. At June 30, 2022, cumulative revenues received for this purpose exceeded cumulative expenditures disbursed, resulting in a restricted fund balance of \$5,100,425.

##### 9. Capital Projects

Cash disbursed and the related cash receipts of certain bond issuances and other restricted revenue sources are accounted for in the Capital Projects Fund. At June 30, 2022, cumulative revenues received for this purpose exceeded cumulative expenditures disbursed, resulting in a restricted fund balance of \$6,599,092.

#### *C. Committed Fund Balance*

The committed fund balance classification refers to amounts that can only be used for specific purposes pursuant to constraints imposed by formal action of the government's highest level of decision making authority (the School Board). Those committed amounts cannot be used for any other purpose unless the government removes or changes the specified use by taking the same type of formal action it employed to previously commit those amounts.

The School Board commits fund balances by making motions or passing resolutions to adopt policy or to approve contracts. Committed fund balance also incorporates contractual obligations to the extent that existing resources in the funds have been specifically committed for use in satisfying those contractual requirements.

Notes to Financial Statements  
For the Year Ended June 30, 2022

---

**NOTE 15: FUND BALANCE PRESENTATION – (Continued)**

*C. Committed Fund Balance – (Continued)*

Employee contracts for services rendered during the school year for employees electing twelve-month pay schedules are recorded as disbursements in the fiscal year when such checks are drawn. At June 30, 2022, the total amount of unpaid contracts for services performed during the fiscal year ended June 30, 2022 amounted to \$1,789,639. This amount is shown as Reserved in the Educational Fund.

*D. Assigned Fund Balance*

The assigned fund balance classification refers to amounts that are constrained by the government's intent to be used for a specific purpose but are neither restricted nor committed. Intent may be expressed by (a) the District Board itself or (b) the finance committee or by the Superintendent when the District Board has delegated the authority to assign amounts to be used for specific purposes.

At the direction of the District Board, unexpended funds in the Transportation Fund are to be held for the purpose of paying transportation salaries and purchasing transportation supplies and capital outlays. Under the assigned fund balance definition, \$4,783,863 of the Transportation Fund Balance is assigned fund balance for this purpose. This balance is included in the financial statements as Unreserved in the Transportation Fund. Under the assigned fund balance definition, the Education Fund Balance has \$691,744 assigned for Activity Funds, \$324,329 assigned for scholarships, and \$1,298,578 assigned for an insurance reserve. These amounts are shown as Reserved in the Educational Fund.

*E. Unassigned Fund Balance*

The unassigned fund balance classification is the residual classification for amounts in the General Funds for amounts that have not been restricted, committed, or assigned to specific purposes within the General Funds. Unassigned Fund Balance amounts are shown in the financial statements as Unreserved Fund Balances in the Educational, Operations & Maintenance, and Working Cash funds.

*F. Regulatory – Fund Balance Definitions*

Reserved Fund Balances are those balances that are reserved for a specified purpose, other than the regular purpose of any given fund. Unreserved Fund Balances are all balances that are not reserved for a specific purpose other than the specified purpose of a fund.

*G. Expenditures of Fund Balance*

Unless specifically identified, expenditures act to reduce restricted balances first, then committed balances, next assigned balances, and finally act to reduce unassigned balances. Expenditures for a specifically identified purpose will act to reduce the specific classification not the fund balance identified.

## MINOOKA COMMUNITY HIGH SCHOOL DISTRICT #111

### Notes to Financial Statements For the Year Ended June 30, 2022

---

#### NOTE 16: INTERFUND TRANSFERS

During the year ended June 30, 2022, the District passed a resolution to abate \$2,000,000 of restricted leasing levy funds to the Capital Project Fund for capital improvement projects. The Educational Fund transferred \$2,000,000 to the Capital Projects as a result of this resolution.

#### NOTE 17: TAX ABATEMENTS

The District enters into property tax abatement agreements with businesses under state statute (ILCS 200/18-165). Under the statute, any taxing district, upon a majority vote of its governing authority, may, after the determination of the assessed valuation of its property, order the clerk of that county to abate any portion of its taxes on the following; commercial and industrial property, horse racing, auto racing, academic or research institute, housing for older persons, historical society, recreational facilities, relocated corporate headquarters, United States Military Public/Private Residential Developments, property located in qualified business corridor.

For the fiscal year ended June 30, 2022, the District had the following abatement agreements:

Crossroads 55, LLC: Under this agreement, Crossroads 55, LLC has committed to build and pay for improvements on two parcels at East Frontage Road and Amoco Road. In return, the impacted taxing Districts in Will County have agreed to abate 100% of the real estate taxes allocable to each District for 10 years. The 2021 tax extension was not impacted by the abatement.

Industrial Developments International, LLC: Under this agreement, Industrial Developments International, LLC has committed to build at least one industrial building on a parcel at the intersection of Bluff Road and I-55. In return, the impacted taxing Districts have agreed to abate 100% of real estate taxes in the first year, and 50% for the next nine years for the first building constructed. For any subsequent buildings, the Districts have agreed to abate 100% of real estate taxes in the first year, and 50% for the next four years. The 2019 tax extension was reduced by \$64,429 for the third abatement. The 2020 tax extension was reduced by \$179,873 for the fourth abatement. The 2021 tax extension was reduced by \$169,899 for the fifth abatement.

Akzo Nobel Chemicals, LLC: Under this agreement, Akzo Nobel Chemicals, LLC has committed to make certain improvements at its property at 8005 N. Tabler Road in unincorporated Grundy County. In return, the impacted taxing Districts have agreed to abate 50% of the real estate taxes attributable to the improvements for five consecutive tax years beginning with the first year that the improvements are assessed. The 2019 tax extension was reduced by \$205,429. The 2020 tax extension was reduced by \$224,351. The 2021 tax extension was reduced by \$215,909. In return, Akzo Nobel offered one-half of the new jobs created at the property to qualified residents located within the furthestmost collective geographic boundary of the taxing bodies which impose taxes on the property.

## MINOOKA COMMUNITY HIGH SCHOOL DISTRICT #111

### Notes to Financial Statements For the Year Ended June 30, 2022

---

#### NOTE 17: TAX ABATEMENTS – (Continued)

Minooka Hotel (Marriott): Under this agreement, Blair Road Hotel has committed to build a hotel on Bob Blair Road in Minooka. In return, the impacted taxing Districts in Grundy County have agreed to abate 75%/50%/25% of the real estate taxes allocable to each District over a three year period, beginning with tax year 2019. The 2019 tax extension was reduced by \$47,313 for the first abatement. The 2020 tax extension was reduced by the second abatement, resulting in a total reduction of \$31,370. The 2021 tax extension was reduced by the third abatement, resulting in a total reduction of \$15,606.

U.S. Cold Storage: Under this agreement, U.S. Cold Storage has committed to build a storage facility on Twin Rail Drive in Minooka. In return, the impacted taxing Districts in Grundy County have agreed to abate 75%/50%/25% of the real estate taxes allocable to each District over a three year period, beginning with tax year 2021. The 2021 tax extension was reduced by \$335,664 for the first abatement.

Equistar Chemicals, LP (LyondellBassell): Under this agreement, Grundy County and all impacted local governments and municipalities agreed to freeze the assessed valuation of the Equistar Facility for tax years 2017 through 2023. During this period, the equalized assessed valuation will be \$98,720,727. In addition, improvements placed in service on or after January 1, 2016 shall be assessed as follows starting January 1 of the year after the improvements are completed and put into Service:

- Year 1 – 0% of the Net Real Estate Improvement Cost divided by three
- Year 2 – 20% of the Net Real Estate Improvement Cost divided by three
- Year 3 – 40% of the Net Real Estate Improvement Cost divided by three
- Year 4 – 70% of the Net Real Estate Improvement Cost divided by three
- Year 5 – 100% of the Net Real Estate Improvement Cost divided by three

No improvements have been completed and assessed as of June 30, 2022.

#### NOTE 18: SUBSEQUENT EVENTS

Management evaluated subsequent events through November 15, 2022, the date which the financial statements were available to be issued. No amounts were required to be recorded or disclosed in the financial statements as of June 30, 2022.

***SUPPLEMENTARY INFORMATION***

Illinois Municipal Retirement Fund  
 Schedule of Changes in Net Pension Liability and Related Ratios

Calendar Year Ending December 31,	2021	2020	2019	2018	2017	2016	2015	2014	2013	2012	336
<b>Total Pension Liability</b>											
Service Cost	\$ 331,673	413,761	390,538	356,257	382,043	370,943	403,291	400,768	-	-	
Interest on the Total Pension Liability	1,040,535	991,606	918,293	871,336	836,162	771,030	722,456	639,070	-	-	
Benefit Changes	-	-	-	-	-	-	-	-	-	-	
Difference between Expected and Actual Experience	444,727	72,593	225,072	(113,309)	4,481	108,882	(128,027)	48,608	-	-	
Assumption Changes	-	(94,344)	-	364,005	(318,710)	(29,268)	13,924	347,876	-	-	
Benefit Payments and Refunds	(732,132)	(603,229)	(465,384)	(428,870)	(415,315)	(357,106)	(309,263)	(339,308)	-	-	
Net Change in Total Pension Liability	1,084,803	780,387	1,068,519	1,049,419	488,661	864,481	702,381	1,097,014	-	-	
Total Pension Liability - Beginning	14,552,442	13,772,055	12,703,536	11,654,117	11,165,456	10,300,975	9,598,594	8,501,580	-	-	
Total Pension Liability - Ending	\$ 15,637,245	14,552,442	13,772,055	12,703,536	11,654,117	11,165,456	10,300,975	9,598,594	-	-	
<b>Plan Fiduciary Net Position</b>											
Contributions - Employer	\$ 381,835	358,011	355,939	392,480	389,910	375,073	371,722	377,596	-	-	
Contributions - Employee	170,898	160,782	175,435	170,961	165,632	159,769	153,183	161,142	-	-	
Net Pension Plan Investment Income	2,336,545	1,668,638	1,874,084	(501,263)	1,577,234	574,647	41,736	465,700	-	-	
Benefit Payments and Refunds	(732,132)	(603,229)	(465,384)	(428,870)	(415,315)	(357,106)	(309,263)	(339,308)	-	-	
Other	(20,132)	83,967	(10,490)	38,919	(198,274)	81,184	(90,981)	39,597	-	-	
Net Change in Plan Fiduciary Net Position	2,137,014	1,668,169	1,929,584	(327,773)	1,519,187	833,567	166,397	704,727	-	-	
Plan Fiduciary Net Position - Beginning	14,028,565	12,360,396	10,430,812	10,758,585	9,239,398	8,405,831	8,239,434	7,534,707	-	-	
Plan Fiduciary Net Position - Ending	\$ 16,165,579	14,028,565	12,360,396	10,430,812	10,758,585	9,239,398	8,405,831	8,239,434	-	-	
<b>Net Pension Liability (Asset)</b>	\$ (528,334)	523,877	1,411,659	2,272,724	895,532	1,926,058	1,895,144	1,359,160	-	-	
<b>Plan Fiduciary Net Position as a Percentage of the Total Pension Liability</b>	103.38%	96.40%	89.75%	82.11%	92.32%	82.75%	81.60%	85.84%	N/A	N/A	
<b>Covered Valuation Payroll</b>	\$ 3,725,222	3,572,967	3,898,565	3,663,331	3,671,472	3,498,818	3,404,058	3,523,911	N/A	N/A	
<b>Net Pension Liability as a Percentage of the Covered Valuation Payroll</b>	-14.18%	14.66%	36.21%	62.04%	24.39%	55.05%	55.67%	38.57%	N/A	N/A	

Notes to Schedule:

This schedule is intended to show information for ten years and additional years' information will be displayed as it becomes available.

Illinois Municipal Retirement Fund  
Schedule of Contributions

Calendar Year Ending	Actuarially Determined Contribution	Actual Contribution	Contribution Deficiency (Excess)	Covered Valuation Payroll	Actual Contribution as a % of Covered Valuation Payroll
12/31/2021	\$ 381,835	381,835	-	3,725,222	10.25%
12/31/2020	358,011	358,011	-	3,572,967	10.02%
12/31/2019	355,939	355,939	-	3,898,565	9.13%
12/31/2018	380,254	392,480	(12,226)	3,663,331	10.71%
12/31/2017	389,910	389,910	-	3,671,472	10.62%
12/31/2016	375,073	375,073	-	3,498,818	10.72%
12/31/2015	371,723	371,722	1	3,404,058	10.92%
12/31/2014	371,773	377,596	(5,823)	3,523,911	10.72%

**Notes to Schedule:**

Valuation Date:

*Notes* Actuarially determined contribution rates are calculated as of December 31 each year, which is 12 months prior to the beginning of the fiscal year in which contributions are reported.

Methods and Assumptions used to Determine 2021 Contribution Rate:

*Actuarial Cost Method* Aggregate Entry Age Normal

*Amortization Method* Level Percentage of Payroll, Closed

*Remaining Amortization Period* Non-Taxing bodies: 10-year rolling period.  
Taxing bodies (Regular, SLEP, and ECO groups): 22-year closed period  
Early Retirement Incentive Plan liabilities: a period up to 10 years selected by the Employer upon adoption of ERI.  
SLEP supplemental liabilities attributable to Public Act 94-712 were financed over 17 years for most employers (five employers were financed over 18 years; one employer was financed over 19 years; two employers were financed over 20 years; three employers were financed over 26 years; four employers were financed over 27 years; and one employer was financed over 28 years).

*Asset Valuation Method* 5-Year smoothed market; 20% corridor

*Wage Growth* 3.25%

*Price Inflation* 2.50%

*Salary Increases* 3.35% to 14.25% including inflation

*Investment Rate of Return* 7.25%

*Retirement Age* Experience-based table of rates that are specific to the type of eligibility condition. Last updated for the 2017 valuation pursuant to an experience study of the period 2014-2016.

*Mortality* For non-disabled retirees, an IMRF specific mortality table was used with fully generational projection scale MP-2017 (base year 2015). The IMRF specific rates were developed from the RP-2014 Blue Collar Healthy Annuitant Mortality Table with adjustments to match current IMRF experience. For disabled retirees, an IMRF specific mortality table was used with fully generational projection scale MP-2017 (base year 2015). The IMRF specific rates were developed from the RP-2014 Disabled Retirees Mortality Table applying the same adjustments that were applied for non-disabled lives. For active members, an IMRF specific mortality table was used with fully generational projection scale MP-2017 (base year 2015). The IMRF specific rates were developed from the RP-2014 Employee Mortality Table with adjustments to match current IMRF experience.

Other Information:

*Notes* This schedule is intended to show information for ten years and additional years' information will be displayed as it becomes available.

There were no benefit changes during the year.

Schedule A-3

	Schedule of District's Share of the Net Pension Liability							
	Fiscal Year*							
	2021	2020	2019	2018	2017	2016	2015	2014
District's Proportion of the Net Pension Liability	0.0018%	0.0019%	0.0020%	0.0021%	0.0022%	0.0026%	0.0024%	0.0023%
District's Proportionate Share of the Net Pension Liability	\$ 1,431,548	1,637,545	1,628,286	1,648,372	1,716,184	2,048,181	1,568,237	1,404,822
State's Proportionate Share of the Net Pension Liability Associated with District	119,978,925	128,260,999	115,883,350	112,920,413	107,754,617	112,189,127	93,378,652	86,518,651
Total	\$ 121,410,473	129,898,544	117,511,636	114,568,785	109,470,801	114,237,308	94,946,889	87,923,473
District's Covered Payroll	\$ 16,367,495	16,054,552	15,688,871	15,168,957	14,626,951	14,108,986	14,353,812	13,932,631
District's Proportionate Share of the Net Pension Liability as a Percentage of Covered Payroll	8.75%	10.20%	10.38%	10.87%	11.73%	14.52%	10.93%	10.08%
Plan Fiduciary Net Position as a Percentage of the Total Pension Liability	45.10%	37.80%	39.60%	40.00%	39.30%	36.40%	41.50%	43.00%

\* The amounts presented were determined as of the prior fiscal year.

Schedule A-4

	Schedule of Contributions							
	Fiscal Year							
	2022	2021	2020	2019	2018	2017	2016	2015
Statutorily-Required Contribution	\$ 100,488	94,931	93,116	90,995	87,980	84,836	81,832	83,252
Contributions in Relation to the Statutorily-Required Contribution	100,488	94,931	93,116	90,995	87,980	84,836	81,832	83,252
Contribution Deficiency (Excess)	\$ -	-	-	-	-	-	-	-
District's Covered Payroll	\$ 17,325,548	16,367,495	16,054,552	15,688,871	15,168,957	14,626,951	14,108,986	14,353,812
Contributions as a Percentage of Covered Payroll	0.58%	0.58%	0.58%	0.58%	0.58%	0.58%	0.58%	0.58%

Notes to Schedule:

This schedule is intended to show information for ten years and additional years' information will be displayed as it becomes available.

For the 2021 measurement year, the assumed investment rate of return was of 7.0 percent, including an inflation rate of 2.25 percent and a real return of 4.75 percent. Salary increases were assumed to vary by service credit. These actuarial assumptions were based on an experience study dated Sept. 30, 2021.

For the 2020-2016 measurement years, the assumed investment rate of return was 7.0, including an inflation rate of 2.50 percent and a real return of 4.50 percent. Salary increases were assumed to vary by service credit. The assumptions used for the 2020-2018 and 2017-2016 measurement years were based on an experience study dated September 18, 2018 and August 13, 2015, respectively.

For the 2015 measurement year, the assumed investment rate of return was 7.5 percent, including an inflation rate of 3.0 percent and a real return of 4.5 percent. Salary increases were assumed to vary by service credit. Various other changes in assumptions were adopted based on the experience analysis for the three year period ending June 30, 2014.

**MINOOKA COMMUNITY HIGH SCHOOL DISTRICT # 111**

Supplemental Information  
 Teachers' Health Insurance Security Fund of the State of Illinois

**Schedule A-5**

**Schedule of District's Share of the Collective Net OPEB Liability**

	Fiscal Year*				
	2021	2020	2019	2018	2017
District's Proportion of the Collective Net OPEB Liability	0.0631%	0.0635%	0.0638%	0.0638%	0.0636%
District's Proportionate Share of the Collective Net OPEB Liability	\$ 13,906,334	16,967,880	17,651,591	16,806,028	16,500,545
State's Proportionate Share of the Collective Net OPEB Liability Associated with District	13,906,320	16,967,845	17,631,673	22,566,845	21,162,715
<b>Total</b>	<b>\$ 27,812,654</b>	<b>33,935,725</b>	<b>35,283,264</b>	<b>39,372,873</b>	<b>37,663,260</b>
District's Covered Payroll	\$ 16,367,495	16,054,512	15,688,871	15,168,957	14,626,951
District's Proportionate Share of the Collective Net OPEB Liability as a Percentage of Covered Payroll	84.96%	105.69%	112.51%	110.79%	112.81%
Plan Fiduciary Net Position as a Percentage of the Total OPEB Liability	1.42%	0.70%	0.25%	-0.07%	-0.23%

339

\* The amounts presented were determined as of the prior fiscal year.

**Schedule A-6**

**Schedule of Contributions**

	Fiscal Year				
	2022	2021	2020	2019	2018
Statutorily-Required Contribution	\$ 116,081	150,581	147,702	144,338	133,212
Contributions in Relation to the Statutorily-Required Contribution	116,081	150,581	147,702	144,338	133,212
Contribution Deficiency (Excess)	\$ -	-	-	-	-
District's Covered Payroll	\$ 17,325,548	16,367,495	16,054,512	15,688,871	15,168,957
Contributions as a Percentage of Covered Payroll	0.67%	0.92%	0.92%	0.92%	0.88%

**Notes to Schedule:**

This schedule is intended to show information for ten years and additional years' information will be displayed as it becomes available.

MINOOKA COMMUNITY HIGH SCHOOL DISTRICT # 111

Assessed Valuations, Tax Rates, Tax Extensions  
and Tax Collections

	Tax Year									
	2012	2013	2014	2015	2016	2017	2018	2019	2020	2021
Assessed Valuations	\$ 1,139,188,483	1,072,878,791	1,084,007,938	1,131,935,201	1,232,342,109	1,306,209,287	1,400,642,729	1,517,984,786	1,627,864,761	1,729,029,101
Tax Rates:										
Educational	1.2200	1.2200	1.2200	1.2200	1.2200	1.2200	1.2200	1.2200	1.2200	1.2200
Building	0.2500	0.2500	0.2500	0.2500	0.2500	0.2500	0.2500	0.2500	0.2500	0.2500
Bond & Interest	0.4003	0.3984	0.3186	0.6045	0.7226	0.6111	0.6091	0.5591	0.5213	0.4837
Transportation	0.1200	0.1200	0.1200	0.1200	0.1200	0.1200	0.1200	0.1200	0.1200	0.1200
IMRF	0.0611	0.0653	0.0554	0.0574	0.0304	0.0291	0.0289	0.0267	0.0252	0.0237
Working Cash	0.0500	0.0500	0.0485	0.0500	0.0500	0.0500	0.0500	0.0500	0.0500	0.0500
Tort Immunity	0.0992	0.1095	0.1130	0.1149	0.0974	0.0843	0.0839	0.0774	0.0722	0.0680
Special Education	0.0200	0.0200	0.0200	0.0200	0.0200	0.0200	0.0200	0.0200	0.0200	0.0200
Social Security	0.0088	0.0093	0.0069	0.0080	0.0385	0.0362	0.0361	0.0333	0.0313	0.0295
Lease	0.0500	0.0500	0.0500	0.0500	0.0500	0.0500	0.0500	0.0328	0.0313	0.0295
Fire Prevention / Safety	0.0500	0.0500	0.0500	0.0500	0.0500	0.0500	0.0500	0.0500	0.0500	0.0500
Prior Year Adjustment	0.0000	0.0000	0.0000	0.3056	0.0000	0.0000	0.0000	0.0000	0.0000	0.0000
Totals	2.3294	2.3425	2.2524	2.8504	2.6489	2.5207	2.5180	2.4393	2.3913	2.3444
Tax Extensions:										
Educational	\$ 13,898,099	13,001,713	13,177,712	13,779,708	14,995,758	15,821,670	17,087,841	18,519,414	19,859,950	21,100,010
Building	2,847,971	2,664,285	2,700,412	2,823,711	3,072,830	3,242,384	3,501,607	3,794,962	4,069,662	4,323,772
Bond & Interest	4,560,171	4,285,629	5,560,133	6,849,239	8,971,728	8,868,388	8,549,910	8,487,660	8,582,443	8,361,751
Transportation	1,367,026	1,278,856	1,296,245	1,355,381	1,475,568	1,556,845	1,680,771	1,821,582	1,953,438	2,075,411
IMRF	696,044	701,439	598,862	650,920	378,124	374,968	406,569	404,998	415,131	409,692
Working Cash	569,594	532,857	524,743	564,742	615,096	649,033	700,322	758,992	813,932	864,754
Tort Immunity	1,130,075	1,177,443	1,221,342	1,301,788	1,209,224	1,197,488	1,178,555	1,174,920	1,189,040	1,174,520
Special Education	227,838	213,142	216,430	225,897	246,038	259,475	280,128	303,597	325,573	345,902
Social Security	100,249	100,990	75,734	90,150	479,163	473,917	506,324	505,034	515,983	511,055
Lease	569,594	532,857	540,199	564,742	615,096	649,033	700,322	500,024	515,983	511,084
Fire Prevention / Safety	569,594	532,857	248,433	564,742	615,096	649,033	700,322	758,992	813,932	864,754
Prior Year Adjustment	-	-	-	1,223,534	-	-	-	-	(40,682)	(42,343)
Totals	\$ 26,536,255	25,022,068	26,160,245	29,994,554	32,673,721	33,742,234	35,292,671	37,030,176	39,014,385	40,500,363
Tax Collections	\$ 25,967,377	25,002,712	27,034,516	31,522,391	32,629,344	33,723,356	35,266,471	36,775,856	37,856,324	13,457,727

***OTHER REPORTS***



116 E. Washington Street  
Suite One  
Morris, Illinois 60450

Phone: (815) 942-3306  
Fax: (815) 942-9430  
www.mackcpas.com

TAWNYA R. MACK, CPA  
LAURI POPE, CPA

CATE MOULTON, CPA  
CHRIS CHRISTENSEN

CERTIFIED PUBLIC ACCOUNTANTS

**Independent Auditors' Report on Internal Control over Financial Reporting  
and on Compliance and Other Matters Based on an Audit of Financial  
Statements Performed In Accordance with Government Auditing Standards**

To the Board of Education  
Minooka Community High School  
District #111  
Minooka, Illinois

We have audited, in accordance with the auditing standards generally accepted in the United States of America and the standards applicable to financial audits contained in *Government Auditing Standards* issued by the Comptroller General of the United States, the financial statements of Minooka Community High School District #111 as of and for the year ended June 30, 2022, and the related notes to the financial statements, which collectively comprise Minooka Community High School District #111's basic financial statements, and have issued our report thereon dated November 15, 2022. Our opinion was adverse because the financial statements are not prepared in accordance with generally accepted accounting principles. However, the financial statements were found to be fairly stated on the cash basis of accounting, in accordance with regulatory reporting requirements established by the Illinois State Board of Education, which is a comprehensive basis of accounting other than generally accepted accounting principles.

**Report on Internal Control Over Financial Reporting**

In planning and performing our audit of the financial statements, we considered Minooka Community High School District #111's internal control over financial reporting (internal control) to determine the audit procedures that are appropriate in the circumstances for the purpose of expressing our opinions on the financial statements, but not for the purpose of expressing an opinion on the effectiveness of Minooka Community High School District #111's internal control. Accordingly, we do not express an opinion on the effectiveness of Minooka Community High School District #111's internal control.

A *deficiency in internal control* exists when the design or operation of a control does not allow management or employees, in the normal course of performing their assigned functions, to prevent, or detect and correct, misstatements on a timely basis. A *material weakness* is a deficiency, or a combination of deficiencies, in internal control, such that there is a reasonable possibility that a material misstatement of the entity's financial statements will not be prevented, or detected and corrected on a timely basis. A *significant deficiency* is a deficiency, or a combination of deficiencies, in internal control that is less severe than a material weakness, yet important enough to merit attention by those charged with governance.

Our consideration of internal control was for the limited purpose described in the first paragraph of this section and was not designed to identify all deficiencies in internal control that might be material weaknesses or significant deficiencies and therefore, material weaknesses or significant deficiencies may exist that were not identified. We did identify a certain deficiency in internal control, described in the accompanying schedule that we consider to be a significant deficiency.

We noted certain matters that we reported to management of Minooka Community High School District #111 in a separate letter dated November 15, 2022.

## **Report on Compliance and Other Matters**

As part of obtaining reasonable assurance about whether Minooka Community High School District #111's financial statements are free from material misstatement, we performed tests of its compliance with certain provisions of laws, regulations, contracts, and grant agreements, noncompliance with which could have a direct and material effect on the determination of financial statement amounts. However, providing an opinion on compliance with those provisions was not an objective of our audit, and accordingly, we do not express such an opinion. The results of our tests disclosed no instances of noncompliance or other matters that are required to be reported under *Government Auditing Standards*.

### **Purpose of this Report**

The purpose of this report is solely to describe the scope of our testing of internal control and compliance and the results of that testing, and not to provide an opinion on the effectiveness of the entity's internal control or on compliance. This report is an integral part of an audit performed in accordance with *Government Auditing Standards* in considering the entity's internal control and compliance. Accordingly, this communication is not suitable for any other purposes.

*Mack & Associates, P. C.*

Mack & Associates, P.C.  
Certified Public Accountants

Morris, Illinois  
November 15, 2022

Schedule of Audit Findings  
For the Year Ended June 30, 2022

---

**2022-01: Significant Audit Adjustments**

*Condition:*

During the course of the audit, we identified misstatements requiring audit adjustments to be posted. These adjustments had a significant effect on the District's financial statements.

*Criteria:*

A control deficiency exists when the design or operation of a control does not allow management or employees, in the normal course of performing their assigned functions, to prevent or detect misstatements on a timely basis.

*Context:*

The adjustments primarily related to the following:

- Grant revenues that were miscoded
- Bond issuance and payment to escrow agent
- Several activity funds not recorded

*Effect:*

Certain book balances were misstated at year-end, and significant audit adjustments were required to correct the balances.

*Cause:*

The District did not properly classify grant revenues in accordance with the ISBE reporting framework. The District also did not record new debt issuances in the current year. In addition, the District did not record all the Activity Fund Balances.

*Recommendation:*

Management should enter grant revenues using the proper account numbers in accordance with the ISBE reporting framework. Also, the District should record all Activity Fund Balances.

*Management Response:*

Management is aware of this condition and has begun to implement the necessary policies and procedures.

*Corrective Action Plan:*

Assistant Superintendent of Business and General Counsel will work together with Auditor as necessary related to complex adjusting journal entries.

*Anticipated Date of Completion:*

June 30, 2023

*Name of Contact Person:*

John Troy, Assistant Superintendent of Business and General Counsel

# MINOOKA COMMUNITY HIGH SCHOOL DISTRICT #111

## Schedule of Audit Findings For the Year Ended June 30, 2022

---

### 2022-02: Grant Expenditure Reports

*Condition:*

During the course of the audit, we noted that the District did not file expenditure reports with ISBE for the Special Education I.D.E.A. Flow-Through grant for reporting periods ended 12/31/21, 3/31/22 and 6/30/22 in a timely manner.

*Criteria:*

The District is required to submit grant expenditure reports to I.S.B.E. to receive grant disbursements.

*Effect:*

The District did not receive grant revenues for these periods for the Special Education I.D.E.A. Flow-Through grant during the year ended June 30, 2022.

*Cause:*

The District did not complete the required reports on a timely basis.

*Recommendation:*

The District should implement additional controls over the review of grant expenditure reporting to ensure that that all grant expenditure reports are filed with ISBE on a timely basis.

*Management Response:*

The District has filed the expenditure reports for this grant for the periods ended 12/31/21 and 3/31/22 and is working to complete the expenditure report for the period ended 6/30/22.

*Corrective Action Plan:*

Management will review the controls over grant expenditure reporting.

*Anticipated Date of Completion:*

June 30, 2023

*Name of Contact Person:*

John Troy, Assistant Superintendent of Business and General Counsel



116 E. Washington Street  
Suite One  
Morris, Illinois 60450

Phone: (815) 942-3306  
Fax: (815) 942-9430  
www.mackcpas.com

TAWNYA R. MACK, CPA  
LAURI POPE, CPA

CATE MOULTON, CPA  
CHRIS CHRISTENSEN

CERTIFIED PUBLIC ACCOUNTANTS

November 15, 2022

To the Board of Education  
Minooka Community High School District #111

We have audited the financial statements of Minooka Community High School District #111 for the year ended June 30, 2022. Professional standards require that we provide you with information about our responsibilities under generally accepted auditing standards (and, if applicable, *Government Auditing Standards* and Uniform Guidance), as well as certain information related to the planned scope and timing of our audit. We have communicated such information in our letter to you dated May 6, 2022. Professional standards also require that we communicate to you the following information related to our audit.

#### Significant Audit Findings

##### *Qualitative Aspects of Accounting Practices*

Management is responsible for the selection and use of appropriate accounting policies. The significant accounting policies used by Minooka Community High School District 111 are described in Note 1 to the financial statements. GASB 87 was implemented during 2022. We noted no transactions entered into by the District during the year for which there is a lack of authoritative guidance or consensus. All significant transactions have been recognized in the financial statements in the proper period.

Accounting estimates are an integral part of the financial statements prepared by management and are based on management's knowledge and experience about past and current events and assumptions about future events. Certain accounting estimates are particularly sensitive because of their significance to the financial statements and because of the possibility that future events affecting them may differ significantly from those expected. The most sensitive estimate affecting the District's financial statement was:

Management's estimate of the depreciation is based on capital asset basis and depreciation methods. We evaluated the key factors and assumptions used to develop the depreciation in determining that it is reasonable in relation to the financial statements taken as a whole.

Certain financial statement disclosures are particularly sensitive because of their significance to financial statement users. The most sensitive disclosure affecting the financial statements was:

The disclosure of the summary of significant accounting policies in Note 1 to the financial statements.

The financial statement disclosures are neutral, consistent, and clear.

##### *Difficulties Encountered in Performing the Audit*

We encountered no significant difficulties in dealing with management in performing and completing our audit.

### *Corrected and Uncorrected Misstatements*

Professional standards require us to accumulate all known and likely misstatements identified during the audit, other than those that are clearly trivial, and communicate them to the appropriate level of management. Management has corrected all such misstatements. The attached schedule of misstatements detected as a result of our audit procedures were corrected by management.

### *Disagreements with Management*

For purposes of this letter, a disagreement with management is a financial accounting, reporting, or auditing matter, whether or not resolved to our satisfaction, that could be significant to the financial statements or the auditor's report. We are pleased to report that no such disagreements arose during the course of our audit.

### *Management Representations*

We have requested certain representations from management that are included in the management representation letter dated November 15, 2022.

### *Management Consultations with Other Independent Accountants*

In some cases, management may decide to consult with other accountants about auditing and accounting matters, similar to obtaining a "second opinion" on certain situations. If a consultation involves application of an accounting principle to the governmental unit's financial statements or a determination of the type of auditor's opinion that may be expressed on those statements, our professional standards require the consulting accountant to check with us to determine that the consultant has all the relevant facts. To our knowledge, there were no such consultations with other accountants.

### *Other Audit Findings or Issues*

We generally discuss a variety of matters, including the application of accounting principles and auditing standards, with management each year prior to retention as the governmental unit's auditors. However, these discussions occurred in the normal course of our professional relationship and our responses were not a condition to our retention.

### Other Matters

We were not engaged to report on the other and supplementary information, which accompanies the financial statements. Such information has not been subjected to the auditing procedures applied in the audit of the basic financial statements, and accordingly, we do not express an opinion or provide any assurance on it.

This information is intended solely for the use of the Board of Education and management of Minooka Community High School District #111 and is not intended to be, and should not be, used by anyone other than these specified parties.

Very truly yours,

*Mack & Associates, P. C.*  
Mack & Associates, P.C.  
Certified Public Accountants

MINOOKA HIGH SCHOOL 111

Journal Entry

06/30/2022

Account	Description	Workpaper Reference	Debit	Credit	Net Income Effect
<b>AJE-01</b>					
To reclass grants					
10 R 3235 0000 00 000 000000	VOC ED AG EDUC INCENTIVE		0.00	1,270.00	
10 R 4745 0000 00 000 000000	AG EDUC GRANT		1,270.00	0.00	
10 R 3360 0000 00 000 000000	STATE FREE LUNCH & BRKFST		625.00	0.00	
10 R 4215 0000 00 000 000000	SPECIAL MILK PROGRAM		0.00	625.00	
10 R 4620 0000 00 000 000000	SPEC ED-IDEA FLOW THRU		0.00	141,582.00	
10 R 4625 0000 00 000 000000	SPEC ED-IDEA-RM & BOARD		141,582.00	0.00	
10 R 4400 0000 00 000 000000	TITLE IV DRUG FREE GRANT		9,465.00	0.00	
10 R 4932 0000 00 000 000000	Title II - Teacher Quality		0.00	9,465.00	
<b>Total</b>			<b>152,942.00</b>	<b>152,942.00</b>	<b>0.00</b>
<b>AJE-02</b>					
To adjust beginning cash					
90 Q 7300 0000 00 000 000000	LIFE SAFETY FUND BALANCE		0.00	3.00	
90 R 1511 0000 00 000 000000	INVESTMENT INTEREST		3.00	0.00	
80 Q 7300 0000 00 000 000000	TORT FUND BALANCE		2.00	0.00	
80 R 1511 0000 00 000 000000	INVESTMENT INTEREST		0.00	2.00	
70 Q 7300 0000 00 000 000000	WORKING CASH FUND BALANCE		0.00	1.00	
70 R 1511 0000 00 000 000000	INVESTMENT INTEREST		1.00	0.00	
50 Q 7300 0000 00 000 000000	IMRF/SS FUND BAL		0.00	4.00	
50 R 1511 0000 00 000 000000	INVESTMENT INTEREST		4.00	0.00	
20 Q 7300 0000 00 000 000000	O & M FUND BALANCE		0.00	122.00	
20 R 1999 2220 00 000 000000	DIST 111 GROUP MEDICAL REVENUE		122.00	0.00	
10 Q 7300 0000 00 000 000000	ED FUND BALANCE		22.00	0.00	
10 R 1712 0000 00 000 000000	FOOTBALL ADMISSIONS		0.00	22.00	
40 Q 7300 0000 00 000 000000	TRAN FUND BALANCE		0.00	245.00	
40 E 1130 2220 00 000 000000	DIST 111 GROUP MEDICAL INSURANCE		245.00	0.00	
<b>Total</b>			<b>399.00</b>	<b>399.00</b>	<b>-351.00</b>
<b>AJE-03</b>					
To reclass capital expenses per client					
20 E 2540 3230 00 300 000000	BLDG REPAIR/MAINT		0.00	621,343.00	
20 A 1206 0000 00 000 000000	PMA INVESTMENTS #101		621,343.00	0.00	
60 E 2535 3230 00 000 000000	CAPITAL IMPROVEMENT PURCHASE SERVICE		621,343.00	0.00	
60 A 1206 0000 00 000 000000	PMA INVESTMENTS #101		0.00	621,343.00	
20 R 1997 0000 00 000 000000	INSURANCE		350,000.00	0.00	
60 R 1997 0000 00 000 000000	Insurance Reimbursement		0.00	350,000.00	
20 A 1206 0000 00 000 000000	PMA INVESTMENTS #101		0.00	350,000.00	
60 A 1206 0000 00 000 000000	PMA INVESTMENTS #101		350,000.00	0.00	
<b>Total</b>			<b>1,942,686.00</b>	<b>1,942,686.00</b>	<b>-350,000.00</b>
<b>AJE-04</b>					
Record bond issuance					
30 E 5900 3190 00 000 000000	BOND CLOSING COSTS		157,463.00	0.00	
30 E 5140 6210 00 300 000009	Payment to Escrow Account		9,612,050.00	0.00	
30 R 7210 0000 00 000 000000	Principal on Bonds Sold		0.00	8,660,000.00	
30 R 7210 0000 00 000 000001	Premium on Bonds Sold		0.00	1,054,063.00	
30 E 5900 3190 00 000 000000	BOND CLOSING COSTS		0.00	55,450.00	
<b>Total</b>			<b>9,769,513.00</b>	<b>9,769,513.00</b>	<b>0.00</b>
<b>AJE-05</b>					
Book student activity					
11 E 1999 4100 70 300 9000064	Choir Boosters		83,347.00	0.00	

MINOOKA HIGH SCHOOL 111

Journal Entry

06/30/2022

Account	Description	Workpaper Reference	Debit	Credit	Net Income Effect
11 R 1799 0000 70 300 9000064	Choir Boosters		0.00	72,199.00	
11 A 1260 0000 00 000 000120	CASH - CHOIR		0.00	11,148.00	
11 E 1999 4100 70 300 9000063	Athletic Boosters		115,425.00	0.00	
11 R 1799 0000 70 300 9000063	Athletic Boosters		0.00	156,929.00	
11 A 1260 0000 00 000 000110	CASH - ATHLETIC BOOSTERS		41,504.00	0.00	
11 E 1999 4100 70 300 9000004	ACTIVITIES - BAND		33,903.00	0.00	
11 R 1799 0000 70 300 9000004	ACTIVITIES - BAND		0.00	49,995.00	
11 A 1260 0000 00 000 000100	CASH - BAND BOOSTERS		16,092.00	0.00	
11 A 1260 0000 00 000 000120	CASH - CHOIR		52,627.00	0.00	
11 Q 7150 0000 70 300 910003	Choir		0.00	52,627.00	
11 A 1260 0000 00 000 000110	CASH - ATHLETIC BOOSTERS		59,175.00	0.00	
11 Q 7150 0000 70 300 910002	Athletic Boosters		0.00	59,175.00	
11 A 1260 0000 00 000 000000	CASH-ACTIVITIES		0.00	0.00	
11 R 1799 0000 00 000 000000	ACTIVITY FUND ACCOUNT		0.00	0.00	
11 A 1260 0000 00 000 000100	CASH - BAND BOOSTERS		52,738.00	0.00	
11 Q 7150 0000 70 300 910001	Band Boosters		0.00	52,738.00	
11 E 1999 8000 01 000 900000	COADY SCHOLARSHIP		6.00	0.00	
11 A 1261 0000 00 000 000000	COADY SCHOLARSHIP		0.00	6.00	
11 E 1999 4100 30 300 910003	SPORTS - ATHLETIC TRAINING		1.00	0.00	
11 Q 7130 0000 00 000 000000	Fund Balance		0.00	1.00	
<b>Total</b>			<b>454,818.00</b>	<b>454,818.00</b>	<b>46,441.00</b>
<b>AJE-06</b>					
Clear out immaterial liabilities					
10 L 4310 0000 00 000 000000	Liability		900.00	0.00	
10 L 4811 0000 00 000 000000	Liability		0.00	4,161.00	
10 E 1200 6400 00 000 000000	SPECIAL ED - OTHER		3,261.00	0.00	
20 L 4310 0000 00 000 000000	Liability		122.00	0.00	
20 R 1511 0000 00 000 000000	INVESTMENT INTEREST		0.00	122.00	
40 L 4310 0000 00 000 000000	Liability		217.00	0.00	
40 R 3500 0000 00 000 000000	TRANS - REGULAR REIMB		0.00	217.00	
50 E 2540 2120 00 300 000000	CUSTODIAN IMRF		240.00	0.00	
50 L 4813 0000 00 000 000000	Liability		0.00	97.00	
50 L 4713 0000 00 000 000000	Liability		0.00	97.00	
50 L 4814 0000 00 000 000000	Liability		0.00	23.00	
50 L 4714 0000 00 000 000000	Liability		0.00	23.00	
80 E 2364 3800 00 300 000001	GEN LIABILITY INS		674.00	0.00	
80 L 4711 0000 00 000 000000	Liability		0.00	660.00	
80 L 4811 0000 00 000 000000	Liability		0.00	14.00	
<b>Total</b>			<b>5,414.00</b>	<b>5,414.00</b>	<b>-3,836.00</b>
<b>AJE-07</b>					
To record abatement of lease levy					
60 R 7800 000 00 000 000000	Transfer		0.00	2,000,000.00	
60 A 1206 0000 00 000 000000	PMA INVESTMENTS #101		2,000,000.00	0.00	
10 E 7130 0000 00 000 000000	Transfer		2,000,000.00	0.00	
10 A 1206 0000 00 000 000000	PMA INVESTMENTS #101		0.00	2,000,000.00	
<b>Total</b>			<b>4,000,000.00</b>	<b>4,000,000.00</b>	<b>0.00</b>
<b>GRAND TOTAL</b>			<b>16,325,772.00</b>	<b>16,325,772.00</b>	<b>-307,746.00</b>



116 E. Washington Street  
Suite One  
Morris, Illinois 60450

Phone: (815) 942-3306  
Fax: (815) 942-9430  
www.mackcpas.com

TAWNYA R. MACK, CPA  
LAURI POPE, CPA

CATE MOULTON, CPA  
CHRIS CHRISTENSEN

CERTIFIED PUBLIC ACCOUNTANTS

---

November 15, 2022

To the Board of Education  
Minooka Community High School  
District #111  
Channahon, Illinois

In planning and performing our audit of the financial statements of Minooka Community High School District #111 for the year ended June 30, 2022, we considered the District's internal control in order to determine our auditing procedures for the purpose of expressing an opinion on the financial statements and not to provide assurance on internal control.

However, during our audit we became aware of matters that are opportunities for strengthening internal controls and operating efficiency. The memorandum that accompanies this letter summarizes our comments and suggestions regarding these matters. This letter does not affect our report dated November 15, 2022, on the financial statements of Minooka Community High School District #111.

We will review the status of these comments during our next audit engagement. We have already discussed these comments and suggestions with various District personnel, and we will be pleased to discuss them in further detail at your convenience, or to assist you in implementing the recommendation.

Sincerely,

*Mack & Associates, P. C.*

Mack & Associates, P.C.  
Certified Public Accountants

In addition to the significant deficiency reported in the audit, we also identified the following other matters:

**2022-03: Financial Statement Preparation**

*Description:*

The District's personnel do not prepare the District's financial statements and related disclosures. The District engages the external auditors to assist in preparing these reports using the financial reports provided by the District. While the District's financial reports are complete and accurate, the District does not prepare the required related disclosures.

The Board of Education has the ultimate responsibility for the District's system of internal control over financial reporting. As independent auditors, the external auditors cannot be considered a part of the District's system of internal controls. While it is acceptable to outsource various functions, responsibility for internal control cannot be outsourced to external auditors.

While it is common practice for the auditors to prepare the financial statements for many entities, this is considered an internal control deficiency in accordance with generally accepted auditing standards, which requires written communication to those charged with governance.

Because the auditors, not management, have prepared the financial statements and related disclosures, material misstatements to the financial statements may not be prevented or detected by the District's system of internal controls.

*Recommendation:*

The District could implement internal control procedures related to preparation and/or review of financial statements, such as providing necessary training and education to current staff to provide them with knowledge and ability to perform a thorough review the financial statements and related disclosures to ensure they are presented in accordance with applicable standards. However, the District may determine that the cost of implementing internal controls related to financial statement preparation in accordance with applicable standards outweighs the benefits to be gained.

**2022-04: Budget**

*Description:*

Expenditures of certain funds exceeded appropriations for the year ended June 30, 2022, as follows:

Fund	Excess
Education	\$ 111,447
Operations & Maintenance	141,425
Debt Service	130,751
Transportation	221,316
Tort	20,933

*Recommendation:*

The budget should be thoroughly reviewed before presentation to the Board of Education to ensure that all revenues and expenditures are included and are properly classified. Annual budgets should be reviewed on a regular basis and should be amended to ensure that no expenditures are in excess of appropriations.

November 15, 2022

Mack & Associates, P.C.  
116 E. Washington Street, Suite One  
Morris, Illinois 60450

This representation letter is provided in connection with your audit of the financial statements of Minooka Community High School District #111, which comprise the respective financial position of the District as of June 30, 2022, and the respective changes in financial position for the year then ended, and the related notes to the financial statements, for the purpose of expressing opinions as to whether the financial statements are presented fairly, in all material respects, in accordance with the financial reporting provisions of the Illinois State Board of Education.

Certain representations in this letter are described as being limited to matters that are material. Items are considered material, regardless of size, if they involve an omission or misstatement of accounting information that, in light of surrounding circumstances, makes it probable that the judgment of a reasonable person relying on the information would be changed or influenced by the omission or misstatement. An omission or misstatement that is monetarily small in amount could be considered material as a result of qualitative factors.

We confirm, to the best of our knowledge and belief, as of November 15, 2022 the following representations made to you during your audit.

### **Financial Statements**

- 1) We have fulfilled our responsibilities, as set out in the terms of the audit engagement letter dated May 6, 2022, including our responsibility for the preparation and fair presentation of the financial statements and for preparation of the supplementary information in accordance with the applicable criteria.
- 2) The financial statements referred to above are fairly presented in conformity with financial reporting provisions of the Illinois State Board of Education and include all properly classified funds and other financial information of the primary government and all component units required by financial reporting provisions of the Illinois State Board of Education to be included in the financial reporting entity.
- 3) We acknowledge our responsibility for the design, implementation, and maintenance of internal control relevant to the preparation and fair presentation of financial statements that are free from material misstatement, whether due to fraud or error.
- 4) We acknowledge our responsibility for the design, implementation, and maintenance of internal control to prevent and detect fraud.
- 5) Related party relationships and transactions, including revenues, expenditures/expenses, loans, transfers, leasing arrangements, and guarantees, and amounts receivable from or payable to related parties have been appropriately accounted for and disclosed in accordance with the requirements of financial reporting provisions of the Illinois State Board of Education.

- 6) Adjustments or disclosures have been made for all events, including instances of noncompliance, subsequent to the date of the financial statements that would require adjustment to or disclosure in the financial statements (if any).
- 7) The effects of uncorrected misstatements are immaterial, both individually and in the aggregate, to the financial statements as a whole for each opinion unit.
- 8) The effects of all known actual or possible litigation, claims, and assessments have been accounted for and disclosed in accordance with financial reporting provisions of the Illinois State Board of Education.
- 9) Guarantees, whether written or oral, under which the District is contingently liable, if any, have been properly recorded or disclosed (if any).

### **Information Provided**

- 10) We have provided you with:
  - a) Access to all information, of which we are aware, that is relevant to the preparation and fair presentation of the financial statements, such as records, documentation, and other matters.
  - b) Additional information that you have requested from us for the purpose of the audit.
  - c) Unrestricted access to persons within the entity from whom you determined it necessary to obtain audit evidence.
  - d) Minutes of the meetings of the School Board or summaries of actions of recent meetings for which minutes have not yet been prepared.
- 11) All material transactions have been recorded in the accounting records and are reflected in the financial statements.
- 12) We have disclosed to you the results of our assessment of the risk that the financial statements may be materially misstated as a result of fraud.
- 13) We have no knowledge of any fraud or suspected fraud that affects the entity and involves:
  - a) Management,
  - b) Employees who have significant roles in internal control, or
  - c) Others where the fraud could have a material effect on the financial statements.
- 14) We have no knowledge of any allegations of fraud or suspected fraud affecting the entity's financial statements communicated by employees, former employees, regulators, or others.
- 15) We have no knowledge of instances of noncompliance or suspected noncompliance with provisions of laws, regulations, contracts, or grant agreements, or abuse, whose effects should be considered when preparing financial statements.
- 16) We have disclosed to you all known actual or possible litigation, claims, and assessments whose effects should be considered when preparing the financial statements.
- 17) We have disclosed to you the identity of the entity's related parties and all the related party relationships and transactions of which we are aware (if any).

### **Government—specific**

- 18) There have been no communications from regulatory agencies concerning noncompliance with, or deficiencies in, financial reporting practices.
- 19) We have identified to you any previous audits, attestation engagements, and other studies related to the audit objectives and whether related recommendations have been implemented.
- 20) The District has no plans or intentions that may materially affect the carrying value or classification of assets, liabilities, or equity.

- 21) We are responsible for compliance with the laws, regulations, and provisions of contracts and grant agreements applicable to us, including tax or debt limits and debt contracts, and legal and contractual provisions for reporting specific activities in separate funds.
- 22) We have identified and disclosed to you all instances that have occurred or are likely to have occurred, of fraud and noncompliance with provisions of laws and regulations that we believe have a material effect on the financial statements or other financial data significant to the audit objectives, and any other instances that warrant the attention of those charged with governance.
- 23) We have identified and disclosed to you all instances, which have occurred or are likely to have occurred, of noncompliance with provisions of contracts and grant agreements that we believe have a material effect on the determination of financial statement amounts or other financial data significant to the audit objectives.
- 24) We have identified and disclosed to you all instances that have occurred or are likely to have occurred, of abuse that could be quantitatively or qualitatively material to the financial statements or other financial data significant to the audit objectives.
- 25) There are no violations or possible violations of budget ordinances, laws and regulations (including those pertaining to adopting, approving, and amending budgets), provisions of contracts and grant agreements, tax or debt limits, and any related debt covenants whose effects should be considered for disclosure in the financial statements, or as a basis for recording a loss contingency, or for reporting on noncompliance.
- 26) As part of your audit, you assisted with preparation of the financial statements and related notes. We acknowledge our responsibility as it relates to those non-audit services, including that we assume all management responsibilities; oversee the services by designating an individual, preferably within senior management, who possesses suitable skill, knowledge, or experience; evaluate the adequacy and results of the services performed; and accept responsibility for the results of the services. We have reviewed, approved, and accepted responsibility for those financial statements and related notes.
- 27) The District has satisfactory title to all owned assets, and there are no liens or encumbrances on such assets nor has any asset been pledged as collateral.
- 28) The financial statements include all fiduciary activities required by GASB No. 84.
- 29) The District has complied with all aspects of contractual agreements that would have a material effect on the financial statements in the event of noncompliance.
- 30) Interfund, internal, and, intra-entity activity and balances have been appropriately classified and reported.
- 31) Deposits and investment securities are properly classified as to risk and are properly disclosed.
- 32) Capital assets are properly capitalized, reported, and, if applicable, depreciated.

33) With respect to Supplementary Information (SI) as identified in the table of contents:

- a) We acknowledge our responsibility for presenting the SI in accordance with financial reporting provisions of the Illinois State Board of Education, and we believe the SI, including its form and content, is fairly presented in accordance with financial reporting provisions of the Illinois State Board of Education. The methods of measurement and presentation of the SI have not changed from those used in the prior period, and we have disclosed to you any significant assumptions or interpretations underlying the measurement and presentation of the supplementary information.
- b) If the SI is not presented with the audited financial statements, we will make the audited financial statements readily available to the intended users of the supplementary information no later than the date we issue the supplementary information and the auditor's report thereon.

Signature: \_\_\_\_\_ Date: November 15, 2022

Title: \_\_\_\_\_

# Minooka Community High School

2023-2024

## Curriculum Guide Proposal



## Career and Technical Education

### **Proposal to add a new course: AP Computer Science Principles** (*weighted class*)

COURSE TITLE: AP Computer Science Principles

PREREQUISITE: None

LENGTH: Year Long

OPEN TO: 9-12

**DESCRIPTION:** Computer Science Principles introduces students to the foundational concepts of computer science and challenges them to explore how computing and technology can impact the world. More than a traditional introduction to programming, it is a rigorous, engaging, and approachable curriculum that explores many of the foundational ideas of computing so all students understand how these concepts are transforming the world we live in. (Weighted Grade)

**SEQUENCE:** This is an introductory level course that will become foundational for a computer science program to come..

**COST:** There is no cost associated with the course curriculum or materials. We send a teacher to a summer AP training at the cost of \$650, with other costs associated with training.

**RATIONALE:** Students who take AP Computer Science Principles, in particular, are 12% more likely to enroll in college compared to similarly-situated peers, and students who take AP exams are more likely to graduate 4-year college, regardless of their score on the exam. AP computer science students also earn better AP Calculus scores than comparable students who don't take AP computer science. In addition the state of Illinois requires computer science to be available to our students. This course will provide a foundation for a program to be built for one of the highest demand job fields in the US today.

**IMPLEMENTATION:** Fall 2023

**STAFFING IMPACT:** It would be anticipated that 1 or 2 sections may run for this course. At current enrollment numbers and staffing it may result in a single or double overload for a business/ computer teacher.

**Proposal to update a course description: Child Development 1**

**CURRENT DESCRIPTION:** This course is designed for all students who are interested in understanding the current trends, issues, and responsibilities of parenthood and families. The emphasis is on learning the developmental patterns of the child from conception to preschool and the effect heredity and environment has on the child's emotional, social, physical, and intellectual growth. Students will do various observations of infants, children, and parents with emphasis on guidance and working with diverse families.

**PROPOSED DESCRIPTION:** This course allows students to examine the physical, intellectual, social and emotional development of children from birth through age 3. Additional topics covered include prenatal development, responsibilities of parenthood, and families. Students will have the opportunity to experience the Baby Think It Over infant simulator and the empathy belly.

**RATIONALE:** The previous description was no longer accurate as there are no longer observations, and no mention of the simulator babies, or empathy belly.

---

**Proposal to update a course description: Child Development 2**

**COURSE TITLE:** Child Development 2

**CURRENT DESCRIPTION :** This course is designed for the student who may be interested in a career involving the development and care of children. The students will spend the first half of the class learning about the physical, emotional, social, and intellectual development of the toddler to school age child. Health and safety, special challenges, responsibility of caring for children, developmentally appropriate practices, and careers related to children will be discussed. The students will be responsible for planning, observing, and teaching 3-5 year old children in the preschool lab. The students design all story-telling, art, music, math, science, and small and large motor activities.

**PROPOSED DESCRIPTION:** This course is designed for any student who may be interested in a career involving the development and care of children. The students will spend the first 2 months learning about preschool aged children and planning preschool lessons. The remainder of the class will be spent gaining hands-on experience teaching and observing 3-5 year old children in the on-site, student run preschool.

**RATIONALE:** The intent of running a pre school is lost in the original description so It was written in a more student friendly manor.

---

## English

### **Proposal to eliminate a course: College Prep Writing**

COURSE TITLE: College Prep Writing

RATIONALE: The skills covered in this course are covered in English IV, especially after English IV began undergoing their curriculum updates. Furthermore, the course title is misleading in that it makes it sound like this is the only course in which students will receive guidance on college level writing; however, all classes are designed to prepare students for these skill sets.

---

### **Proposal to add a new course: True Crime**

COURSE TITLE: True Crime

PREREQUISITE: None

LENGTH: Semester

OPEN TO: 11 & 12

DESCRIPTION: Students will try to establish the truth, decisions, and power using rhetoric, bias, evidence, and reasoning. The semester will follow a theme (truth, decisions, and power) where students will have to create essential questions to focus on their theme. This genre will help students with a variety of English objectives. Through different texts, students will use their ability to analyze and argue using evidence and reasoning. This class will encompass communication/listening skills, writing, and reading to decipher rhetoric and bias.

SEQUENCE: This course would be an elective English course for Junior and Senior students that can be taken based on interest.

COST: No associated costs

RATIONALE: In English III, students have been studying the infamous *SERIAL* podcast where the narrator explores the story of teenage love gone wrong. Throughout the podcast, the students are invested in the content where they are trying to establish the truth using rhetoric, bias, evidence, and reasoning. The semester will follow a theme (truth, decisions, and power) where students will have to create essential questions to focus on their theme. This genre will help students with a variety of English objectives. Through different texts, students will use their ability to analyze and argue using evidence and reasoning. This class will encompass communication/listening skills, writing, and reading to decipher rhetoric and bias.

IMPLEMENTATION: Fall 2023

STAFFING IMPACT: Anticipated that one to two sections may run for this course.

---

**Proposal to purchase a new resource:**

**COURSE TITLE:** English III- *The Long Way Down* by Jason Reynolds

**RATIONALE:** To include more diverse and modern texts in the English curriculum.

**COST:** We can get a paperback for \$6.62. A class set of 30 would cost around \$199.00

Math

**Proposal to update the math flow chart**

**RATIONALE:** Due to new courses and updates to current courses, the math flow chart will need to be updated to reflect those changes.

---

**Proposal to update course length:**

**CURRENT COURSE:** JJC Math 128 Statistics

**LENGTH:** 1 Semester

**PROPOSED COURSE:** JJC MATH 128 Statistics

**LENGTH:** 1 Year

**RATIONALE:** Joliet Junior College has changed this course to be a required full-year course.

---

**Proposal to update a course:**

**CURRENT COURSE TITLE:** Advanced Algebra 1

**PROPOSED COURSE TITLE:** Algebra 1 Honors

RATIONALE: To incentivize students to take the more challenging level of Algebra 1 and adequately prepare them for success in future math courses in either of the following course selections Geometry or Geometry Honors.

---

**Proposal to eliminate a course:**

COURSE TITLE: Algebra 1 AB

RATIONALE: The students in need of additional support in Algebra 1 will be enrolled in a co-taught Algebra 1 course and possibly enrolled in an Algebra 1 resource as well. Eliminating the AB structure will allow for greater integration of our population most in need of math support, will raise expectations for their classroom behaviors, and allow them the opportunity to learn from more of their peers. Providing them with the co-taught environment and an Algebra 1 Resource will still allow for them to receive additional support.

---

**Proposal to add a new course: Algebra 1 Resource**

COURSE TITLE: **Algebra I Resource**

PREREQUISITE: Teacher recommendation

LENGTH: Year Long

DESCRIPTION: This class provides academic support through reinforcement and clarification of concepts presented in Algebra I. During this resource time students can work on assignments for other courses, attend other content labs, or visit the library when required by other classroom teachers. Students will receive a grade of P (pass) or F (fail)

SEQUENCE: Course will be taken in conjunction with Algebra 1 for incoming students or students who need to retake Algebra 1.

COST: None

RATIONALE: To provide students with additional support to be successful in Algebra 1.

IMPLEMENTATION: Fall 2023

STAFFING IMPACT: This will count as a prep for the instructor.

---

**Proposal to update a course description:**

Current Course: Algebra 2 Resource and Geometry Resource

RATIONALE: The course counts as an entire prep for a teacher and should be working with the students to improve their math proficiency for the duration of the period. The words “half of the period” will be removed from the descriptions. The expectation will be that students can use the time to get help for other classes if that is required by their other teachers during the 90 minutes, however the math support and instruction will be given for the duration of the class.

---

**Proposal to add a new course: Calculus III (Math 263)**

COURSE TITLE: **Calculus III** *weighted course*

PREREQUISITE: AP Calculus BC and earned a 4 or 5 on AP exam

LENGTH: Year Long

DESCRIPTION: The most advanced mathematics course offered by the department, this is the third course in calculus and analytic geometry, and is the equivalent of a one-semester course offered at the college level. Major units of study include functions of several variables, partial derivatives, parametric plotting, vectors, perpendicularity, 2D integration, gradients, trajectories, 2D and 3D measurements, sources and sinks, transforming 2D and 3D integrals, spherical coordinates and 3D flow. Only those students who intend to take college-level mathematics courses and have shown a high degree of aptitude in previous mathematics courses should enroll. Dual credit course fee applies, payable to Loyola University Chicago (fee was \$260 for the 2023-24 school year) and is 4.0 hours of dual credit (MATH 263) through Loyola University Chicago. Students will be considered Loyola University students and have all the same benefits and access to their resources (except the recreation facilities). They will likely take a field trip to visit the campus, attend a college math class, and speak with students and professors. This will be a weighted course.

SEQUENCE: Course will be taken after Calculus BC and students who earned a 4 or 5 on the AP exam will be eligible for dual credit. If a student

has the equivalent of a Calculus 2 dual credit course they will also be eligible. This will be a predominantly senior level course.

**COST:** Textbooks hardcover \$223 each, total of \$4,460 plus a teacher's edition

**RATIONALE:** To provide students with an optional fourth year of mathematics who take Calculus BC as juniors.

**IMPLEMENTATION:** Fall 2023

**STAFFING IMPACT:** One instructor with a masters in mathematics will have to apply and be trained as an adjunct professor through Loyola University. They will need to attend a session in the spring with their university advisor.

### Physical Education/Health/Driver Education

#### **Proposal to add a new course: Peer Leadership in Adapted Physical Education**

**COURSE TITLE:** Peer Leadership in Adapted Physical Education

**PREREQUISITE:** Application process with final approval made by the department chair.

**LENGTH:** Semester

**OPEN TO:** Juniors and Seniors

**DESCRIPTION:** Students will demonstrate leadership to assist their peers with special needs through participation in team building and physical education activities. Students will have the opportunity to assist in demonstrations, lead group activities, participate and teach one-on-one or in small group activities.

**SEQUENCE:** None

**COST:** None

**RATIONALE:** Currently our REACH program does not have a scheduled PE time. They use the gym during D lunch at central campus. This class would allow us to schedule the REACH students for a full 90 minute block. The REACH students would be paired up with a peer leader. The peer leaders would go through a few weeks of training to learn about the different disabilities that our students have and how they can serve them best.

IMPLEMENTATION: Fall 2023

STAFFING IMPACT: It would add 1 or 2 additional sections to our schedule.

## Social Studies

### **Proposal to purchase a new resource:**

COURSE TITLE: PSCI 101 AMERICAN NATIONAL GOVERNMENT

RATIONALE: Our current textbooks for JJC are outdated and the new textbook would align with JJC curriculum and best meet the needs of our students. We would be using the same\* book as students taking the course at Joliet Junior College and we would be in compliance with the Dual Credit program.

COST: \$148.12 per book (120 Books)-\$17,927.60

### **Proposal to update a course description:**

COURSE TITLE: AP World History

CURRENT DESCRIPTION: AP WORLD HISTORY weighted course 2 CREDITS  
 GRADE: 10 1 YEAR Meets NCAA eligibility requirements Prerequisite: Successful completion (C or better) of previous social studies course and current social studies teacher recommendation. The AP World History course offers motivated students the opportunity to immerse themselves in the processes that, over time, have resulted in the knitting of the world into a tightly integrated whole. AP World History offers an approach that lets students "do history" by guiding them through the steps a historian would take in analyzing historical events and evidence worldwide. The course offers balanced global coverage with Africa, the Americas, Asia, and Europe and Oceania each represented. The student will be required to take the AP World History exam in May. The current fee for the Advanced Placement exam is \$96.00. Students will be required to complete a summer assignment prior to the start of the class. This course will have as its chronological frame the period from approximately 8000 B.C.E. to the present with the period 8000 B.C.E. to 1450 covered in Honors World History/Pre-AP World History and Geography and providing a foundation for this course's coverage of 1200 to the present. The course highlights the following five themes: 1. Interactions between humans and the environment: demography and disease, migration, patterns of settlement, and technology 2. Development and interaction of cultures: religions, belief systems, philosophies and ideologies, science and technology, and the arts and architecture. 3. State-building, expansion, and conflict: political structures and forms of governance, empires, nations and nationalism, revolts and revolution, regional,

trans-regional, and global structures and organizations 4. Creation, expansion and interaction of economic systems: agricultural and pastoral production, trade and commerce, labor system, industrialization, capitalism and socialism 5. Development and transformation of social structures: gender roles and relations, family and kinship, racial and ethnic constructions, social and economic classes. This course fulfills one year of the State of Illinois' "writing intensive" requirement.

**PROPOSED DESCRIPTION:** AP WORLD HISTORY weighted course 2 CREDITS  
**GRADE:** 10,11, and 12 1 YEAR Meets NCAA eligibility requirements Prerequisite: Successful completion (C or better) of previous social studies course and current social studies teacher recommendation. The AP World History course offers motivated students the opportunity to immerse themselves in the processes that, over time, have resulted in the knitting of the world into a tightly integrated whole. AP World History offers an approach that lets students "do history" by guiding them through the steps a historian would take in analyzing historical events and evidence worldwide. The course offers balanced global coverage with Africa, the Americas, Asia, and Europe and Oceania each represented. The student will be required to take the AP World History exam in May. The current fee for the Advanced Placement exam is \$96.00. Students will be required to complete a summer assignment prior to the start of the class. This course will have as its chronological frame the period from approximately 8000 B.C.E. to the present with the period 8000 B.C.E. to 1450 covered in Honors World History/Pre-AP World History and Geography and providing a foundation for this course's coverage of 1200 to the present. The course highlights the following five themes: 1. Interactions between humans and the environment: demography and disease, migration, patterns of settlement, and technology 2. Development and interaction of cultures: religions, belief systems, philosophies and ideologies, science and technology, and the arts and architecture. 3. State-building, expansion, and conflict: political structures and forms of governance, empires, nations and nationalism, revolts and revolution, regional, trans-regional, and global structures and organizations 4. Creation, expansion and interaction of economic systems: agricultural and pastoral production, trade and commerce, labor system, industrialization, capitalism and socialism 5. Development and transformation of social structures: gender roles and relations, family and kinship, racial and ethnic constructions, social and economic classes. This course fulfills one year of the State of Illinois' "writing intensive" requirement.

**RATIONALE:** Provides student choice in terms of when they can take AP World History. Provides more opportunities for them to make it work with their schedules and does not restrict them to a one year time frame. The "10" grade only status was a product of the pre-ap lead-in course that no longer is offered.

**Proposal to update a course:**

**CURRENT COURSE TITLE:** World History

PROPOSED COURSE TITLE: Modern World History

RATIONALE: Splits World History to allow for greater student choice in selecting what period of World History they would like to study.

**Proposal to update a course description:**

COURSE TITLE: Modern World History

CURRENT DESCRIPTION:

WORLD HISTORY 1 or 2 CREDITS GRADES: 10 or 11 - 12 1 SEMESTER or 1 YEAR Meets NCAA eligibility requirements This elective course will focus on topics not covered in the core social studies classes including ancient civilizations through modern times. This course can be taken for both semesters consecutively or students can choose semester one only or semester two only. Semester one will examine life and human interactions in ancient civilizations including the ancient Middle East, Egypt, Greece, Rome, and the Dark Ages. Semester two will focus on life and human interactions in Europe and the modern western world including Medieval Europe, the Renaissance and Reformation, the Absolutist Kings and Queens of Europe, the Enlightenment, the French Revolution, the Industrial Revolution, and the World Wars. In addition to reinforcing reading and writing skills, students will explore history through research projects, technology, and a variety of hands-on activities.

PROPOSED DESCRIPTION: WORLD HISTORY 1 or 2 CREDITS GRADES: 10 or 11 - 12 1 SEMESTER or 1 YEAR Meets NCAA eligibility requirements This elective course will focus on topics not covered in the core social studies classes such as the life and human interactions in Europe and the modern western world including Medieval Europe, the Renaissance and Reformation, the Absolutist Kings and Queens of Europe, the Enlightenment, the French Revolution, the Industrial Revolution, and the World Wars. In addition to reinforcing reading and writing skills, students will explore history through research projects, technology, and a variety of hands-on activities.

RATIONALE: This will create a more student centered option that will allow student choice in selecting what timeframe of World History they would like to study. Removes the semester-based restriction.

**Proposal to update a course:**

CURRENT COURSE TITLE: World History

PROPOSED COURSE TITLE: Ancient World History

RATIONALE: Splits World History to allow for greater student choice in selecting what period of World History they would like to study.

---

**Proposal to update a course description:**

COURSE TITLE: Ancient World History

CURRENT DESCRIPTION: WORLD HISTORY 1 or 2 CREDITS GRADES: 10 or 11 - 12 1 SEMESTER or 1 YEAR Meets NCAA eligibility requirements This elective course will focus on topics not covered in the core social studies classes including ancient civilizations through modern times. This course can be taken for both semesters consecutively or students can choose semester one only or semester two only. Semester one will examine life and human interactions in ancient civilizations including the ancient Middle East, Egypt, Greece, Rome, and the Dark Ages. Semester two will focus on life and human interactions in Europe and the modern western world including Medieval Europe, the Renaissance and Reformation, the Absolutist Kings and Queens of Europe, the Enlightenment, the French Revolution, the Industrial Revolution, and the World Wars. In addition to reinforcing reading and writing skills, students will explore history through research projects, technology, and a variety of hands-on activities.

PROPOSED DESCRIPTION: WORLD HISTORY 1 or 2 CREDITS GRADES: 10 or 11 - 12 1 SEMESTER Meets NCAA eligibility requirements This elective course will focus on topics not covered in the core social studies classes such as life and human interactions in ancient civilizations including the ancient Middle East, Egypt, Greece, Rome, and the Dark Ages. In addition to reinforcing reading and writing skills, students will explore history through research projects, technology, and a variety of hands-on activities.

RATIONALE: This will create a more student centered option that will allow student choice in selecting what timeframe of World History they would like to study. Removes the semester-based restriction.

---

Special Education

**Proposal to add a new course:**

COURSE TITLE: **Self-Contained Life Skills**

PREREQUISITE: None, Determined by the IEP Team

LENGTH: 1 semester

OPEN TO: 11th / 12th Grade Students with IEPs.

**DESCRIPTION:** Self-Contained Life Skills is an elective course designed to cover a variety of vocational and transition-related topics for students with IEPs. This class will provide opportunities for guided practice in order to foster independence to help students with IEPs transition to postsecondary employment or education. The students will be provided with a variety of opportunities to practice real-life skills that include but are not limited to, self-determination, independent living skills, navigating the community, social and emotional skills, how to form positive work habits, and how to seek postsecondary support.

**SEQUENCE:** None. This self-contained elective course provides more opportunities for students with IEPs to work on independent / daily living skills.

**COST:** None

**RATIONALE:** This course is geared toward Junior and Senior students who have IEPs. This semester-long elective course will provide these students with independent living skills necessary when transitioning to life after high school. Currently, our Special Education Department at MCHS does not offer Self-Contained elective courses that are not a graduation requirement. This course would allow our upperclassmen to take an elective course that will be geared towards transition-related goals, with a focus on life skills. It also would provide our students with the ability to work on social skills necessary in the workplace environment. Students that would benefit from this course would be students who will be enrolled in REACH Transition, as it would help bridge the gap between MCHS and REACH Transition. Students who have strong academic skills, but struggle to apply these skills in real-life situations would also benefit from this course.

**IMPLEMENTATION:** Fall of 23-24 School Year. Students to be enrolled in this class will be determined by the IEP team during the 22-23 School Year.

**STAFFING IMPACT:** None - 1 section / semester.

## World Language

### **Proposal to add a new course:**

**COURSE TITLE:** American Sign Language III Honors

**PREREQUISITE:** American Sign Language II Honors

**LENGTH:** Year

OPEN TO: 11

DESCRIPTION:

SEQUENCE: This course would be the third course in the ASL sequence.

COST: None

RATIONALE: We currently have 43 students enrolled in ASL III. The class is currently following an honors-level curriculum in which students are required to sign with accuracy of hand movements and facial expressions and take a deep dive into deaf culture with projects and presentations. The honors-level course provides ASL literature along with Deaf culture topics in each unit whereas the regular track only provides one of these. This junior/senior level course contains all of the rigor of our Spanish and French honors courses.

There is unnecessary differentiation in a course with 14 honors-level students and 2 or 3 regular-level students which provides an awkward distinction between students. We are looking to push all students to achieve the highest standard possible in the language and provide them with a weighted point value for their hard work.

We feel that it is important to distinguish between the populations of students who take ASL and those who enroll in Spanish courses and also take into consideration the desires of the teachers of our language classes. There are a number of Spanish students who want to continue their language studies, however are not interested in the rigor of an honors course. Therefore at this time we believe that offering both honors and regular courses at Spanish 3 and 4 to those 450 students is best for them and should not be a hindering factor to only offering honors 3 and 4 in ASL.

IMPLEMENTATION: Fall 2023

STAFFING IMPACT: None.

---

**Proposal to add a new course:**

COURSE TITLE: American Sign Language IV Honors

PREREQUISITE: American Sign Language III Honors

LENGTH: Year

OPEN TO: 12

DESCRIPTION: This course is designed for students who have successfully completed American Sign Language I, American Sign Language II, and American Sign Language III and for students who have an interest in continuing to learn ASL and about Deaf Culture. Students will continue building upon the grammatical, linguistic, communicative, and cultural concepts learned in ASL III. Students will continue language use through the interpretive, interpersonal, and presentational modes of communication with a special emphasis on lexical (vocabulary) and syntactical (grammar) skill development, as well as expanding their cultural knowledge. Students will begin to apply language to discuss and participate in activities based on the AP World Language Themes. Through a variety of authentic dialogues, story-telling, projects, and presentations students will be expected to produce language at the Intermediate-Mid to Advanced-Low Level of Proficiency according to the Illinois State Standards for World Language and the ACTFL proficiency guidelines.

SEQUENCE: This course would be the fourth course in the ASL sequence.

COST: None

RATIONALE: We currently have 11 students enrolled in ASL IV. Ten of the 11 are members of the ASL National Honor Society. The class is currently following an honors-level curriculum in which students are required to sign with accuracy of hand movements and facial expressions and take a deep dive into deaf culture with projects and presentations. The honors-level course provides ASL literature along with Deaf culture topics in each unit whereas the regular track only provides one of these. This senior-level course contains all of the rigor of our Spanish and French honors courses.

IMPLEMENTATION: Fall 2023

STAFFING IMPACT: None.

**Proposal to add a new course:**

COURSE TITLE: Heritage Spanish II: Spanish for Native Speakers

PREREQUISITE: Heritage Spanish I

LENGTH: 1 Year

OPEN TO: All Students

DESCRIPTION: This course is designed for students who already speak and comprehend Spanish, and have passed Heritage Spanish I. This course will help refine and sophisticate their literacy and vocabulary skills in Spanish to allow the student to improve their Spanish writing and reading skills. While Heritage I created a base for students' writing and reading skills, Heritage II will challenge students to display their knowledge of the nuances of Spanish in presentational writing and speaking tasks. Students will be expected to produce the language using the proficiency levels provided from the ACTFL guidelines. The emphasis of this course will be on enhancing literacy, critical thinking, and analytical skills using authentic texts and audio from students' own culture, history, and pop culture. Students will have the opportunity to take the STAMP test after completing Heritage II.

SEQUENCE: Students would take this course after Heritage Spanish I. This course will be an elective choice from all grade levels. (Intentions would be to send students to Spanish IV or IV Honors, depending on recommendation from teacher and personal choice.)

COST: Grammar workbook and internet resources. Reading materials. Up to \$2000.

RATIONALE: A Heritage Spanish II class would challenge students to hone and refine their critical thinking and analytical skills, much like our English classes do. We will align with the Spanish Language Arts Standards and collaborate with the English Department to enhance the ELA/SLA skills of our students. Decades-long statistics of SAT scores demonstrate that when a student has a strong foundation in their native language, any successive languages they learn will be stronger. A Heritage Spanish II class will advance our district goal of Equity and Diversity by celebrating and challenging the skills of our heritage Spanish speakers and giving them an opportunity to excel alongside their peers. A level 2 of

Heritage Spanish is necessary for our students because the existing regular-track Spanish classes do not provide an appropriate challenge for students, and the Honors-track classes have a different level of rigor. We believe the best path for Heritage students would lead them into Spanish IV or IV Honors, followed by Spanish V or AP Spanish. This path sets students up for the highest level of success and the smoothest transitions for their Spanish career at Minooka. Students could then take an exam that could qualify them to earn the Seal of Biliteracy, which will provide more opportunities in searching for the best colleges or jobs after graduation.

IMPLEMENTATION:                      Fall 2023

STAFFING IMPACT:                      None anticipated

---

**GAVC**

Please use this [link](#) to access the GAVC course guide.

Department Name	Revision	Rationale	Associated Cost(s)	Running Total Cost	See Page(s) in 2023-2024 Proposal
CTE	Update Course Description - Child Development 1 & 2	The previous description was no longer accurate as there are no longer observations, and no mention of the simulator babies, or empathy belly. The intent of running a pre school is lost in the original description so It was written in a little more student friendly manor.	None	\$0	
	New Course - AP Computer Science Principles	Computer Science Principles introduces students to the foundational concepts of computer science and challenges them to explore how computing and technology can impact the world. More than a traditional introduction to programming, it is a rigorous, engaging, and approachable curriculum that explores many of the foundational ideas of computing so all students understand how these concepts are transforming the world we live in. (Weighted Grade)	\$650	\$650	
English	New Course - True Crime	Students will try to establish the truth, decisions, and power using rhetoric, bias, evidence, and reasoning. The semester will follow a theme (truth, decisions, and power) where students will have to create essential questions to focus on their theme. This genre will help students with a variety of English objectives. Through different texts, students will use their ability to analyze and argue using evidence and reasoning. This class will encompass communication/listening skills, writing, and reading to decipher rhetoric and bias.	TBD	\$650	
	New Resource - <i>The Long Way Down</i> by Jason Reynolds	Include more diverse and modern texts in our curriculum. This would be for English 3	\$200	\$850	
	Remove Course - College Prep Writing	The skills covered in this course are covered in English IV, especially after English IV began undergoing their curriculum updates. Furthermore, the course title is misleading in that it makes it sound like this is the only course in which students will receive guidance on college level writing; however, all classes are designed to prepare students for these skill sets.	None	\$650	
Math	<a href="#">Update Flow Chart</a> - Dual Credit Caluclus 3	Add DC Calculus 3 to the flow chart for the list of possible Junior/Senior level courses. After a student takes AP Calculus BC they can take DC Calculus 3.	None	\$850	
	Update Course Description and Length - DC Math 128 Statistics	JJC has changed the requirement for this to be taught over the course of a year. Previously was taught in a semester.	None	\$850	
	Update Course Name - Advanced Algebra to Algebra 1 Honors	Change to a weighted course to incentivize students to take the more challenging level of Algebra 1 and adequately prepare them for success in future math courses in either the of the following course selections Geometry or Geometry Honors.	None	\$850	
	Remove Course - Algebra AB	The students in need of additional support in Algebra 1 will be enrolled in a co-taught Algebra 1 course and possibly enrolled in an Algebra 1 resource as well. Eliminating the AB structure will allow for greater integration of our population most in need of math support, will raise expectations for their classroom behaviors, and allow them the opportunity to learn from more of their peers. Providing them with the co-taught environment and an Algebra 1 Resource will still allow for them to receive additional support.	None	\$850	
	New Course - Algebra 1 Resource	This class provides academic support through reinforcement and clarification of concepts presented in Algebra I. During this resource time students can work on assignments for other courses, attend other content labs, or visit the library when required by other classroom teachers. Students will receive a grade of P (pass) or F (fail)	None	\$850	

z

Department Name	Revision	Rationale	Associated Cost(s)	Running Total Cost	See Page(s) in 2023-2024 Proposal
	Description Change - Algebra 2 and Geometry Resource	Remove "half of the period" from course description. Teachers will work with students to provide math support for 90 min. If students need to use time to complete work for other courses they may.	None	\$850	
	New Course - Dual Credit Caluclus III	The most advanced mathematics course offered by the department, this is the third course in calculus and analytic geometry, and is the equivalent of a one-semester course offered at the college level.	\$5,000	\$5,850	
PE/Health/Driver Ed	New Course - Peer Leadership in Adaptive PE	Students will demonstrate leadership to assist their peers with special needs through participation in team building and physical education activities. Students will have the opportunity to assist in demonstrations, lead group activities, participate and teach one-on-one or in small group activities.	None	\$5,850	375
Social Studies	Update Course Name & Length- World History Split into Ancient and Modern	This will create a more student centered option that will allow student choice in selecting what timeframe of World History they would like to study. Removes the semester-based restriction.	None	\$5,850	
	New Resource - PSCI 101	Our current textbooks for JJC are outdated and the new textbook would align with JJC curriculum and best meet the needs of our students. We would be using the same* book as students taking the course at Joliet Junior College and we would be in compliance with the Dual Credit program.	17,927.60	\$23,778	
	Update to Course Description - AP World History	PROPOSED DESCRIPTION: AP WORLD HISTORY weighted course 2 CREDITS GRADE: 10,11, and 12. RATIONALE: Provides student choice in terms of when they can take AP World History. Provides more opportunities for them to make it work with their schedules and does not restrict them to a one year time frame. The "10" grade only status was product of the pre-ap lead-in course that no longer is offered.	None	\$23,778	
	Update Course Description - World History to Ancient World and Modern World History (Semester each)	This elective course will focus on topics not covered in the core social studies classes including ancient civilizations through modern times. This course can be taken for both semesters consecutively or students can choose semester one only or semester two only.	None	\$23,778	
Special Education	New Course - SC Life Skills	Self Contained Life Skills is an elective course designed to cover a variety of vocational and transition related topics for students with IEPs.This class will provide opportunities for guided practice in order to foster independence to help students with IEPs transition to post-secondary employment or education. The students will be provided with a variety of opportunities to practice real-life skills that include but are not limited to, self-determination, independent living skills, navigating the community, social and emotional skills, how to form positive work habits, and how to seek postsecondary support.	None	\$23,778	
	Update Course Name & Weight - American Sign Language III & IV Honors	We currently have 43 students enrolled in ASL III. The class is currently following an honors-level curriculum in which students are required to sign with accuracy of hand movements and facial expressions and take a deep dive into deaf culture with projects and presentations. The honors-level course provides ASL literature along with Deaf culture topics in each unit whereas the regular track only provides one of these. This junior/senior level course contains all of the rigor of our Spanish and French honors courses.	None	\$23,778	

z

Department Name	Revision	Rationale	Associated Cost(s)	Running Total Cost	See Page(s) in 2023-2024 Proposal
World Language	New Course - Heritage Spanish II	This course is designed for students who already speak and comprehend Spanish, and have passed Heritage Spanish I. This course will help refine and sophisticate their literacy and vocabulary skills in Spanish to allow the student to improve their Spanish writing and reading skills. While Heritage I created a base for students' writing and reading skills, Heritage II will challenge students to display their knowledge of the nuances of Spanish in presentational writing and speaking tasks. Students will be expected to produce the language using the proficiency levels provided from the ACTFL guidelines. The emphasis of this course will be on enhancing literacy, critical thinking, and analytical skills using authentic texts and audio from students' own culture, history, and pop culture. Students will have the opportunity to take the STAMP test after completing Heritage II.	\$2,000	\$25,778	
	Proposed Staffing Change for EL - 0.5 - 1.0 FTE	Our average score on ACCESS for all grade levels is a 3, which is developing. We had two students pass ACCESS with a score of 4.8. The goal would be to develop our students' English language skills to where more of our students exit their status as ELL students. Our push in time right now is one period and it is not possible to use this time effectively to target the students who need the services. Students could be placed in select classes where we could better utilize our push in time.	Salary	\$25,778	376
GAVC		<a href="#">Please use this link to access the GAVC course guide</a>			

2737 Curtiss Street, Downers Grove, IL 60515



ORIGINAL INSTALL

Proposal 5/6/21  
**Minooka South High School Campus**  
RLock Notification

Scope of Work:

ITR will provide and install the following:

1	Rival5 RLock Gateway		\$ 3,335.00
15	Rival5 (Algo) IP notification strobes (Blue)	@ \$689.00ea	\$ 10,335.00
1	Rival5 (Algo) IP Speaker/Strobe/Clock unit (Café)		\$ 1,465.00
2	Rival5 (Algo) IP Speaker	@ \$633.25ea	\$ 1,266.50
11	2 Gang interior surface strobe boxes	@ \$24.45ea	\$ 268.95
4	2 gang exterior weather resistant strobe boxes	@ \$26.00ea	\$ 104.00
A/R	As Required: Installation materials		\$ 1,036.00
A/R	As Required: Installation, programming, and customer training		\$ 8,775.00
<b>Total</b>			<b>\$ 26,585.45*</b>

\*Note: Rival5 RLock monitoring MRC (monthly recurring charge) will be billed directly by Rival5 on the RCom phone service invoice. All installed products are covered by warranty for a period of one year. Please allow 3-5 weeks for delivery and installation. Pricing is valid for 90 days from the date of this proposal. Pricing is based on installation between the hours of 6:00am to 3:30pm Monday through Friday excluding national holidays by union electricians. ITR is licensed by the State of Illinois and employs factory and industry trained technicians. Category 6 cable and IP addresses by owner. Work that is outside of the above scope will require written authorization and may result in additional charges. Payment terms: Net 30 with purchase order.

Submitted by:  
Patrick T. Neville \_\_\_\_\_

Accepted by: \_\_\_\_\_

Date: May 6, 2021 \_\_\_\_\_

Date: \_\_\_\_\_

2737 Curtis Street, Downers Grove, IL 60515



ORIGINAL INSTALL

Proposal 5/6/21  
Minooka Central High School Campus  
RLock Notification

Scope of Work:

ITR will provide and install the following:

1	Rival5 RLock Gateway		\$ 3,335.00
16	Rival5 (Algo) IP notification strobes (Blue)	@ \$689.00ea	\$ 11,024.00
1	Rival5 (Algo) IP Speaker/Strobe/Clock unit (Café)		\$ 1,465.00
7	Rival5 (Algo) IP Speaker	@ \$633.25ea	\$ 4,432.75
12	2 Gang interior surface strobe boxes	@ \$24.45ea	\$ 293.40
4	2 gang exterior weather resistant strobe boxes	@ \$26.00ea	\$ 104.00
A/R	As Required: Installation materials		\$ 1,295.00
A/R	As Required: Installation, programming, and customer training		\$ 10,800.00
<b>Total</b>			<b>\$ 32,749.15*</b>

\*Note: Rival5 RLock monitoring MRC (monthly recurring charge) will be billed directly by Rival5 on the RCom phone service invoice. All installed products are covered by warranty for a period of one year. Please allow 3-5 weeks for delivery and installation. Pricing is valid for 90 days from the date of this proposal. Pricing is based on installation between the hours of 6:00am to 3:30pm Monday through Friday excluding national holidays by union electricians. ITR is licensed by the State of Illinois and employs factory and industry trained technicians. Category 6 cable and IP addresses by owner. Work that is outside of the above scope will require written authorization and may result in additional charges. Payment terms: Net 30 with purchase order.

Submitted by:  
Patrick T. Neville \_\_\_\_\_

Accepted by: \_\_\_\_\_

Date: May 6, 2021 \_\_\_\_\_

Date: \_\_\_\_\_



EXPANSION

November 3, 2022

Mr. Jim Kelly  
Minooka Community High School District # 111  
301 S Wabena Ave,  
Minooka, IL 60447

Dear Jim,

Please see the following proposal to provide and install additional RLock security devices.

Scope of Work- Minooka South High School –

ITR Systems will provide and install the following: (Locations per walk through/plans 10/24/2022)

- (19) Rival5 (Algo) multi color LED strobe
- (03) Rival5 (Algo) clock, speaker LED
- (10) Panic pull station with security cover
- (10) Honeywell 4193sn polling loop modules
- (a/r) 22-2 Stranded plenum cable for panic pull stations
- (a/r) Various hardware, connectors, cables, etc for a professional installation
- (a/r) Labor: Installation, programming, and testing
- (a/r) Labor: Reposition LED to cross hallway near rm 138
- (a/r) Labor: Reposition (2) LED's on 2<sup>nd</sup> floor by 217 & 238 to cross hallways
- (a/r) Labor: Reposition (2) LED's on 3<sup>rd</sup> floor by 317 & 338 to cross hallways

**For the sum of:      \$ 39,550.00\***

Continued on page 2



Continued from page 1

# EXPANSION

## Scope of Work- Minooka Central High School -

ITR Systems will provide and install the following: (Locations per walk through/plans 10/24/2022)

- (20) Rival5 (Algo) multi color LED strobe
- (02) Rival5 (Algo) clock, speaker LED
- (05) Panic pull station with security cover
- (10) Honeywell 4193sn polling loop modules
- (a/r) 22-2 Stranded plenum cable for panic pull stations
- (a/r) Various hardware, connectors, cables, etc for a professional installation
- (a/r) Labor: Installation, programming, and testing
- (a/r) Labor: Reposition LED to cross hallway - Math Hallway
- (a/r) Labor: Reposition LED to cross hallway Science Hallway

**For the sum of:      \$ 37,715.00\***

Continued on page 3



# MINOOKA COMMUNITY HIGH SCHOOL

District #111 [mchs.net](http://mchs.net)

*Mission: Strengthen **M**astery, **C**ollaboration, **H**igh Expectations, and **S**uccess for All Students.*

---

John Troy  
Assistant Superintendent &  
General Counsel

Date: November 8, 2022

To: Board of Education  
Dr. Robert Schiffbauer

RE: Expansion of the R-Lock Lockdown System

Last year the district installed the Rival5 R-Lock Lockdown System. When we installed the system we knew that we would likely have it expand it but wanted to live with it for a year to determine our needs. After living with the system for a year and doing several lockdown drills we determined that there is a significant need for expanding the system. Attached please find quotes from our contractor who installed the original system.

Campus	Original Install	Expansion
Central	\$32,749	\$37,715
South	\$26,585	\$39,550

The increase in the price is reflective of more than doubling the system as well as inflationary price increases.

**BOARD OF EDUCATION OF  
MINOOKA COMMUNITY HIGH SCHOOL DISTRICT NO. 111,  
KENDALL COUNTY, ILLINOIS**

**RESOLUTION AUTHORIZING INTERVENTION  
IN PROCEEDINGS BEFORE THE KENDALL COUNTY BOARD OF REVIEW  
AND STATE OF ILLINOIS PROPERTY TAX APPEAL BOARD**

**WHEREAS**, Minooka Community High School District No. 111 lies within the corporate boundaries of Kendall County, Illinois and derives *ad valorem* property tax revenue from parcels in such county; and

**WHEREAS**, the Kendall County Board of Review sets the property tax assessments each year for properties in said county; and

**WHEREAS**, the owners of certain properties appeal the aforesaid assessment decisions to the Property Tax Appeal Board of the State of Illinois; and

**WHEREAS**, the Clerk of the Board of Review of Kendall County issues notice of said appeals to the Board of Education; and

**WHEREAS**, the School District's Superintendent, in consultation with the District's staff and legal counsel, has determined, and continues to determine, from time to time, that certain appeals warrant intervention while others do not; and

**WHEREAS**, the Board of Education finds and determines that it is in the best interests of the Board to delegate to the Superintendent the decision as to which proceedings warrant intervention by the Board of Education before the Property Tax Appeal Board, as well as the authority to direct and settle pending proceedings, for the purpose of protecting the best interests of the Board of Education.

**NOW, THEREFORE, BE IT RESOLVED** by the Board of Education Minooka Community High School District No. 111, Kendall County, Illinois as follows:

**SECTION ONE:** That the Preambles to this Resolution are hereby incorporated in this Section One as if fully set forth and restated herein *verbatim*.

**SECTION TWO:** That the Board of Education of Minooka Community High School District No. 111 hereby delegates to its Superintendent the authority to determine which appeals warrant intervention before the Kendall County Board of Review and the Illinois Property Tax Appeal Board and authorizes and directs Whitt Law LLC to file Requests to Intervene in such appeals as directed by the Superintendent on the School District's behalf and to represent the Board of Education of Minooka Community High School District No. 111 before the Kendall County Board of Review and the Property Tax Appeal Board in said proceedings. Further, the Board of Education delegates to its Superintendent the authority to take such actions as are necessary and in the best interests of the School District in those proceedings, including but not limited to hiring an appraiser, engaging in settlement negotiations, settling such proceedings, or preparing for and participating in administrative hearing(s), upon the advice of counsel.

**SECTION THREE:** That the Superintendent report to the Board of Education

following any administrative hearings before the Property Tax Appeal Board or the settlement of any Property Tax Appeal Board appeals. Such report will be for informational purposes and will not affect the validity of actions taken by the Superintendent pursuant to the authority delegated herein.

**SECTION FOUR:** That this Resolution shall be in full force and effect forthwith upon and after its adoption.

ADOPTED this \_\_\_\_ day of November 2022.

AYES \_\_\_\_\_

NAYS \_\_\_\_\_

NOT VOTING \_\_\_\_\_

Board of Education of  
Minooka Community High School District No. 111

By: \_\_\_\_\_  
Its President

Attest:

By: \_\_\_\_\_  
Its Secretary

STATE OF ILLINOIS                    )  
  )  
COUNTY OF KENDALL                )        SS.

**CERTIFICATION OF MINUTES**

I, the undersigned, do hereby certify that I am the duly qualified and acting Secretary of the Board of Education of Minooka Community High School District No. 111, Kendall County, Illinois (the "*Board*"), and as such official I am the keeper of the records and files of the Board.

I do further certify that the foregoing constitutes a full, true and complete transcript of the minutes of the meeting of the Board held on the \_\_\_\_ of November 2022, insofar as same relates to the adoption of a resolution entitled:

RESOLUTION authorizing intervention in proceedings before  
the Kendall County Board of Review and State of Illinois  
Property Tax Appeal Board

a true, correct, and complete copy of which said resolution as adopted at said meeting appears in the foregoing transcript of the minutes of said meeting.

I do further certify that the deliberations of the Board on the adoption of said resolution were conducted openly, that the vote on the adoption of said resolution was taken openly, that said meeting was called and held at a specified time and place convenient to the public, that notice of said meeting was duly given to all of the news media requesting such notice, that an agenda for said meeting was posted at the location where said meeting was held and at the principal office of the Board at least 48 hours in advance of the holding of said meeting, that said agenda contained a separate specific item concerning the proposed adoption of said resolution, that said meeting was called and held in strict compliance with the provisions of the Open Meetings Act of the State of Illinois, as amended, and with the provisions of the applicable Code of the State of Illinois, as amended, and that the Board has complied with all of the provisions of said Act and said Code and with all of the procedural rules of the Board.

IN WITNESS WHEREOF, I hereunto affix my official signature, this \_\_\_\_\_ day of November, 2022.

\_\_\_\_\_  
Secretary, Board of Education

**MEMORANDUM**

TO: Attorney Brittany Flaherty Theis  
Whitt Law LLC

FROM: Dr. Robert Schiffbauer  
Minooka Community High School District No. 111,  
Superintendent

DATE: November \_\_\_\_, 2022

SUBJECT: Intervention in Board of Review Complaint

Whitt Law LLC is hereby authorized and directed to intervene on behalf of the Board of Education of Minooka Community High School District No. 111 in the following assessment complaint proceedings currently pending before the Kendall County Board of Review and to protect the School District's best interests in said complaint proceedings:

**Dynegy Kendall Energy LLC**  
**Currently known as Kendall Power Company LLC**  
Docket No.: 2022-SECM-0001  
PINs: 09-25-400-003, 09-25-400-005

Minooka Community High School District No. 111

---

John Troy,  
Minooka Community High School District No. 111,  
Assistant Superintendent & General Counsel



Michele Williamson <mwilliamson@mchs.net>

---

## Fwd: Board of Review Notice - Next Steps - Kendall Power Company/Dynegy Kendall Energy

1 message

---

John Troy <jtroy@mchs.net>

Mon, Nov 7, 2022 at 1:37 PM

To: Robert Schiffbauer <rschiffbauer@mchs.net>, Michele Williamson <mwilliamson@mchs.net>

----- Forwarded message -----

From: **Brittany Theis** <BTheis@whittlaw.com>

Date: Mon, Nov 7, 2022 at 1:11 PM

Subject: RE: Board of Review Notice - Next Steps - Kendall Power Company/Dynegy Kendall Energy

To: John Troy <jtroy@mchs.net>

Hi,

Attached for your review are revised documents – the Authorizing Memorandum to accompany our initial filing, and the Resolution for November 15.

Thank you,

Brittany

Brittany Flaherty Theis

WHITT LAW LLC

70 South Constitution Drive

Aurora, IL 60506-7335

Office Phone: 630-897-8875

Cell Phone: 630-988-9148

Fax: 630-897-1258

\*\*Sign up at [www.whittlaw.com/news](http://www.whittlaw.com/news) to receive Whitt Law's News & Knowledge Blog delivered to you via email.\*\*

**From:** John Troy <jtroy@mchs.net>

**Sent:** Monday, November 7, 2022 12:52 PM

**To:** Brittany Theis <BTheis@Whittlaw.com>

**Subject:** Re: Board of Review Notice - Next Steps - Kendall Power Company/Dynegy Kendall Energy

Brittany - please use our Superintendent, Dr. Robert Schiffbauer as the administrator that will sign off for Minooka 111. Our Board meeting is November 15th.

John Troy

On Thu, Nov 3, 2022 at 2:55 PM Brittany Theis <BTheis@whittlaw.com> wrote:

Good afternoon,

### **Notice of Board of Review Complaint**

As anticipated, Dynegy Kendall Energy LLC (now Kendall Power Company LLC) filed a complaint with the Kendall County Board of Review challenging the 2022 assessment of its generation facility located at [1401 County Line Road](#) in Minooka. The Complainant requests the following assessed values:

<b>PIN</b>	<b>Assessor's Values</b>	<b>Complainant's Requested Values</b>	<b>Magnitude of Reduction Requested</b>
09-25-400-003	\$40,101,300	\$5,728,177	\$34,373,123
09-25-400-005	\$1,108,800	\$30,450	\$1,078,450

Given the magnitude of the requested reduction, we recommend the taxing bodies intervene in the pending assessment complaint. Requests to intervene must be filed within 10 days of the Board of Review's emailed notice.

### **Next Steps**

Intervening at the Board of Review is the first step in defending the assessed value of the Subject property. The next step, if the Complainant or taxing bodies are dissatisfied with the result of

the Board of Review hearing and no settlement is reached by that time, is an appeal at the Illinois Property Tax Appeal Board. Our recommendations below are made with both of those steps in mind.

We believe there is strength in all interested taxing bodies being named. For that reason, among others, we recommend all of the interested taxing bodies who are a party to the March 8, 2022 intergovernmental agreement (except, possibly, the NA-AU-SAY, Lisbon, Seward Multi-Township Assessment District and the County) authorize our office to intervene in the Board of Review complaint. Given that township assessors are automatically included in Board of Review proceedings and represent their published assessed values, the Multi-Township Assessment District may weigh the decision to be a named party differently. Similarly, because the Board of Review is a County entity, they often consider additional factors, which we can discuss separately. Regardless of which taxing bodies are named parties, the terms and provisions of the intergovernmental agreement remain in effect.

Given the time constraints, we recommend the following procedure:

1. An appropriate official/administrator from each taxing body complete an Authorizing Memorandum that gives our office the authority to file the request to intervene. A proposed sample is attached using details for School District No. 201.
2. Each governing board put an action item on their next agenda to ratify the authorization to proceed with a request to intervene in this matter.
3. Each of the governing boards approve a resolution delegating authority to an administrator to provide authorization to proceed in matters before the Kendall County Board of Review and Illinois Property Tax Appeal Board. You will continue to provide updates to your boards at every stage, but this gives you the flexibility to act within the narrow time constraints. A proposed sample is attached using details for School District No. 201.

**If you agree with the recommendations above, please reply with the name and title of the administrator or official who will sign on behalf of your taxing body, as well as the date of the public meeting at which the resolution can be considered and approved by your governing board. I will provide both the proposed Authorizing Memorandum and Resolution.**

If, however, you have questions before agreeing or have concerns regarding these recommendations, please do not hesitate to call or email me so that we can work through those.

**\*\*Please note: The above analysis and recommendations were prepared pursuant to the IGA, which is limited to the Dynegy Kendall Energy property. We have not reviewed notices regarding other assessment complaints, if any. We regularly do so for our clients and would be happy to do so for any of the taxing bodies. We would just need specific direction to complete that work.\*\***

Thank you,

Brittany

Brittany Flaherty Theis

Partner

WHITT LAW LLC

[70 South Constitution Drive](#)

[Aurora, IL 60506-7335](#)

Office Phone: 630-897-8875

Cell Phone: 630-988-9148

Fax: 630-897-1258

**\*\*Sign up at [www.whittlaw.com/news](http://www.whittlaw.com/news) to receive Whitt Law's News & Knowledge Blog delivered to you via email.\*\***

--

*John Troy*

*Assistant Superintendent of Business &*

*General Counsel*

*Minooka Community High School District 111*

---

This message originates from Minooka Community High School District #111. It contains information that is confidential or privileged and is intended only for the individual or entity named above. It is prohibited for anyone else to disclose, copy, distribute or use the contents of this message. All personal messages express views solely of the sender, which are not to be attributed to MCHS District #111, and may not be copied or distributed without this disclaimer. If you received this message by mistake, please notify us immediately at 815-521-4017

--

*John Troy*  
*Assistant Superintendent of Business &*  
*General Counsel*  
*Minooka Community High School District 111*

-----  
This message originates from Minooka Community High School District #111. It contains information that is confidential or privileged and is intended only for the individual or entity named above. It is prohibited for anyone else to disclose, copy, distribute or use the contents of this message. All personal messages express views solely of the sender, which are not to be attributed to MCHS District #111, and may not be copied or distributed without this disclaimer. If you received this message by mistake, please notify us immediately at 815-521-4017

---

## 2 attachments



**Memo Authorizing Intervention - Kendall Power LLC 2022-SECM-0001 SD 111 - REVISED.doc**  
27K



**PTAB & BOR Blanket Resolution - SD 111 - REVISED.pdf**  
119K

**BOARD OF EDUCATION OF  
MINOOKA COMMUNITY HIGH SCHOOL DISTRICT NO. 111,  
KENDALL COUNTY, ILLINOIS**

**RESOLUTION AUTHORIZING INTERVENTION  
IN PROCEEDINGS BEFORE THE KENDALL COUNTY BOARD OF REVIEW  
AND STATE OF ILLINOIS PROPERTY TAX APPEAL BOARD**

**WHEREAS**, Minooka Community High School District No. 111 lies within the corporate boundaries of Kendall County, Illinois and derives *ad valorem* property tax revenue from parcels in such county; and

**WHEREAS**, the Kendall County Board of Review sets the property tax assessments each year for properties in said county; and

**WHEREAS**, the owners of certain properties appeal the aforesaid assessment decisions to the Property Tax Appeal Board of the State of Illinois; and

**WHEREAS**, the Clerk of the Board of Review of Kendall County issues notice of said appeals to the Board of Education; and

**WHEREAS**, the School District's Superintendent, in consultation with the District's staff and legal counsel, has determined, and continues to determine, from time to time, that certain appeals warrant intervention while others do not; and

**WHEREAS**, the Board of Education finds and determines that it is in the best interests of the Board to delegate to the Superintendent the decision as to which proceedings warrant intervention by the Board of Education before the Property Tax Appeal Board, as well as the authority to direct and settle pending proceedings, for the purpose of protecting the best interests of the Board of Education.

**NOW, THEREFORE, BE IT RESOLVED** by the Board of Education Minooka Community High School District No. 111, Kendall County, Illinois as follows:

**SECTION ONE:** That the Preambles to this Resolution are hereby incorporated in this Section One as if fully set forth and restated herein *verbatim*.

**SECTION TWO:** That the Board of Education of Minooka Community High School District No. 111 hereby delegates to its Superintendent the authority to determine which appeals warrant intervention before the Kendall County Board of Review and the Illinois Property Tax Appeal Board and authorizes and directs Whitt Law LLC to file Requests to Intervene in such appeals as directed by the Superintendent on the School District's behalf and to represent the Board of Education of Minooka Community High School District No. 111 before the Kendall County Board of Review and the Property Tax Appeal Board in said proceedings. Further, the Board of Education delegates to its Superintendent the authority to take such actions as are necessary and in the best interests of the School District in those proceedings, including but not limited to hiring an appraiser, engaging in settlement negotiations, settling such proceedings, or preparing for and participating in administrative hearing(s), upon the advice of counsel.

**SECTION THREE:** That the Superintendent report to the Board of Education

following any administrative hearings before the Property Tax Appeal Board or the settlement of any Property Tax Appeal Board appeals. Such report will be for informational purposes and will not affect the validity of actions taken by the Superintendent pursuant to the authority delegated herein.

**SECTION FOUR:** That this Resolution shall be in full force and effect forthwith upon and after its adoption.


ADOPTED this 15 day of November 2022.


AYES Laura Hrechko, Jim Grzetich, Terry Spivey, Dee Crye, Mike Brozaich

NAYS \_\_\_\_\_

NOT VOTING . \_\_\_\_\_

Board of Education of  
Minooka Community High School District No. 111

By:   
Its President

Attest:   
By: \_\_\_\_\_  
Its Secretary

STATE OF ILLINOIS            )  
  )  
COUNTY OF KENDALL        )        SS.

**CERTIFICATION OF MINUTES**

I, the undersigned, do hereby certify that I am the duly qualified and acting Secretary of the Board of Education of Minooka Community High School District No. 111, Kendall County, Illinois (the "Board"), and as such official I am the keeper of the records and files of the Board.


I do further certify that the foregoing constitutes a full, true and complete transcript of the minutes of the meeting of the Board held on the 15 of November 2022, insofar as same relates to the adoption of a resolution entitled:

RESOLUTION authorizing intervention in proceedings before  
the Kendall County Board of Review and State of Illinois  
Property Tax Appeal Board

a true, correct, and complete copy of which said resolution as adopted at said meeting appears in the foregoing transcript of the minutes of said meeting.

I do further certify that the deliberations of the Board on the adoption of said resolution were conducted openly, that the vote on the adoption of said resolution was taken openly, that said meeting was called and held at a specified time and place convenient to the public, that notice of said meeting was duly given to all of the news media requesting such notice, that an agenda for said meeting was posted at the location where said meeting was held and at the principal office of the Board at least 48 hours in advance of the holding of said meeting, that said agenda contained a separate specific item concerning the proposed adoption of said resolution, that said meeting was called and held in strict compliance with the provisions of the Open Meetings Act of the State of Illinois, as amended, and with the provisions of the applicable Code of the State of Illinois, as amended, and that the Board has complied with all of the provisions of said Act and said Code and with all of the procedural rules of the Board.

IN WITNESS WHEREOF, I hereunto affix my official signature, this 15 day of November, 2022.

  
\_\_\_\_\_  
Secretary, Board of Education



# MINOOKA

## COMMUNITY HIGH SCHOOL

District #111 [mchs.net](http://mchs.net)

*Mission: Strengthen **M**astery, **C**ollaboration, **H**igh Expectations, and **S**uccess for All Students.*

---

John Troy  
Assistant Superintendent &  
General Counsel

Date: November 8, 2022

To: Board of Education  
Dr. Robert Schiffbauer

RE: Bus Lease – Short Term Extension

The school buses that the district awarded leases to last year did not get delivered in time for the start of this school year. As a result, the district did not return the old leased buses that were being replaced by the new leased buses. These new leased school buses (10) are just starting to come in and as a result we have to enter into a short-term lease for the old buses. The monthly short-term lease is \$794.36 per bus, per month. Midwest Bus Sales is using the same interest rate as the original lease which was around 2.9% and not using current day interest rates that are substantially higher.

Attached please find a copy of the short-term lease. If you have any questions, I would be happy to answer them.

## **VEHICLES LEASE AGREEMENT**

LESSOR: Midwest Bus Sales, Inc.  
23889 W 40<sup>th</sup> St., Shawnee, KS 66226

LESSEE: Minooka #111  
26655 W Eames, Channahon, IL 60410

**PROPERTY LEASED.** Subject to the terms of this Commercial Vehicles Lease Agreement (this "Agreement"), Lessor agrees to lease to Lessee and Lessee agrees to lease from Lessor all of the personal property (each, a "Vehicle" and, collectively, the "Vehicles") described on Exhibit I attached hereto and made a part hereof. Any modifications to or deletions from Exhibit I when agreed to by both parties, or any agreed variation in models or types of Vehicles, shall be evidenced by a supplement to this Agreement. Lessee shall inspect the Vehicles at delivery and report any defects to Lessor in writing within 48 hours of delivery. Failure to report any defects within such time period shall constitute Lessee's acceptance of the Vehicles in their delivered condition. Lessee agrees that all equipment, accessories, replacements, additions or substitutions now or hereafter added to the Vehicles shall immediately, by accession, become integral parts of the Vehicles. This Agreement shall constitute the master lease with respect to the Vehicles and shall be deemed to comprise as many individual leases as there are Vehicles that may be delivered to Lessee.

**OWNERSHIP OF VEHICLES.** This is an agreement to lease only and shall not be construed as a contract for the sale of Vehicles. Lessee acknowledges that Lessor is the owner of all Vehicles leased hereunder. Lessee further agrees that it does not acquire any legal or equitable interest in the Vehicles; but merely shall have the possessory right to use and operate the Vehicles in accordance with the terms of this Agreement, which possessory right shall be forfeited upon the termination, cancellation or expiration of this Agreement as herein provided.

**LEASE PAYMENTS.** Lessee shall pay to Lessor a lease payment in the amount set forth for each Vehicle on **Exhibit I**. Lessee shall remit lease payments to Lessor at Midwest Bus Leasing, LLC, P.O. Box 844725, Kansas City, MO 64184-4725, or as otherwise directed in writing by Lessor. The lease payment obligation begins with respect to each Vehicle on the delivery of such Vehicle. Any down payment deposit Lessor may require with respect to any Vehicle shall be paid upon start of the lease for such Vehicle. Lessee shall have no right of deduction, setoff or counterclaim, all of which Lessee hereby waives. If Lessee fails to make any lease payment required by this Agreement within ten (10) days of the due date therefor, Lessee shall pay to Lessor a service charge of 5% of such unpaid amount; provided that in no event shall such service charge exceed any maximum amount established by applicable law, and any payment of such service charge shall not operate to cure or waive any Event of Default arising from such failure to pay.

**LEASE TERM.** The lease term for the Vehicles shall be from 7/1/2022, to 10/31/2022.

**PAYMENT OF PERSONAL PROPERTY TAXES AND REGISTRATION.** Lessee shall pay all federal, state and local sales, use, excise, personal property, and other taxes and all other governmental assessments, fees and charges imposed on or in connection with any Vehicle, or on the lease, use, ownership or possession thereof, and any registration charges related to the Vehicles. Lessee shall file any necessary returns connected with the above taxes and charges, and shall furnish adequate proof of payment to Lessor. Lessor may advance payment for these expenses and invoice Lessee for same. Payment of such invoiced amounts shall be due within ten (10) days of invoice date.

**REGISTRATION AND LICENSES.** Lessee shall title, register and license the Vehicles in the name or names directed by Lessor (including any lienholder designations directed by Lessor). Lessee shall promptly forward such title and/or certificate of registration to Lessor. Lessee shall also have the Vehicles inspected and pay for same as required by any governmental authority.

**INSURANCE.**

a) Lessee, at its own expense, shall provide and maintain for each Vehicle insurance of the types and amounts set forth below:

1. Fire, theft and comprehensive insurance with deductible amounts not to exceed \$2,500.00 per Vehicle. Lessee shall maintain at all times at such party's expense collision insurance with deductible amounts not to exceed \$2,500.00 per Vehicle.
2. Physical damage including comprehensive and collision for actual cash value of each Vehicle and be evidenced on the applicable certificate of insurance.
3. Bodily injury and property damage liability insurance to cover accidents arising out of the ownership, maintenance, operation or use of each Vehicle and with a minimum of a \$1,000,000.00 combined single limit bodily injury and property damage.

b) Lessee agrees to indemnify Lessor and hold Lessor harmless from any loss or damage caused by Lessee's failure to maintain said insurance coverage (whether as a result of the expiration, cancellation, revocation or other termination of any insurance coverage or otherwise).

c) All policies of insurance required under this Agreement must by appropriate endorsement or otherwise name each of Daimler Truck FinServUSALLC , 14372 Heritage Parkway Suite 400, Fort Worth, Texas, 76177, and Midwest Bus Leasing LLC, 23889 W 40<sup>th</sup> St, Shawnee, KS 66226, as an additional insured and as a loss payee, in each case as their interests may appear. Further, each such insurance policy must provide (1) that the same may not be canceled, changed or modified until after the insurer has given Lessor at least 30 days prior written notice of such proposed cancellation, change or modification, (2) full breach of warranty protection and (3) that the coverage is "primary coverage" for the protection of Lessee and Lessor notwithstanding any other coverage carried by Lessee or Lessor protecting against similar risks. Lessee shall furnish Lessor original certificates evidencing such coverage and endorsements, and a copy of each policy, together with proof of payment of premium at least 30 days prior to the delivery of any Vehicle under this Agreement and annually prior to expiration of the current policy. Lessee hereby appoints Lessor as Lessee's attorney-in-fact to adjust, receive payment of, to endorse all checks and other documents and to take any other actions necessary to pursue insurance claims and recover payments if Lessee fails to do so. Lessee will bear any expense Lessor incurs in adjusting or collecting insurance, and shall pay such amounts within ten (10) days of Lessor's demand therefor.

d) Lessee agrees to cooperate fully with Lessor and the insurance carriers insuring the hazards enumerated in this Agreement in the investigation, defense and prosecution of any and all claims or suits arising from the use or operation of any Vehicle. If any claim is made or action commenced for death, personal injury or property damage resulting from the ownership, maintenance, use or operation of any Vehicle, Lessee agrees to promptly notify Lessor of such claim or action in writing and to forward to Lessor a copy of every demand, notice, summons or other process received in connection therewith. Lessee hereby appoints Lessor as Lessee's authorized agent for the limited purpose of certifying that Lessee has and will maintain financial responsibility with respect to each Vehicle.

e) The Certificate of Title for each Vehicle will be in the name of Lessee, with Daimler Truck FinServUSALLC, named as the first lienholder unless otherwise agreed by the parties and Midwest Bus Leasing LLC named as the second lienholder.

If Lessee fails to comply in any respect with the foregoing provisions, then Lessor may procure and keep in force any insurance required hereunder that Lessee has failed to maintain and charge the cost thereof to Lessee, payable within ten (10) days after Lessor's demand therefor.

**NET LEASE.** This is a "net lease." Lessor shall not be required to provide any services or do any act in connection with the Vehicles except as specifically provided in this Agreement. The lease payment obligations and any other charges shall be paid to Lessor without any claim on the part of Lessee for diminution or abatement, except as provided in this Agreement, and the fact that Lessee's use of the Vehicles may be disturbed or prevented for any cause whatsoever, except Lessor's willful actions, shall

not in any way suspend, abate or reduce the lease payments and other charges to be paid by Lessee per this Agreement.

**LOSS OR DAMAGE.** Lessee shall bear the entire risk of loss, theft, damage or destruction of the Vehicles from any cause whatsoever. No loss, theft, damage or destruction of any Vehicle shall relieve Lessee of the obligation to make lease payments or to comply with any other obligation under this Agreement. In the event of damage to any Vehicle, Lessee shall immediately place the same in good repair at Lessee's expense. If Lessor determines that a Vehicle is lost, stolen, destroyed or damaged beyond repair, the lease shall terminate with respect to that Vehicle. Such a termination shall be effective thirty (30) days from the date of notice by Lessee of loss, theft, or damage. If a Vehicle is lost, stolen or so damaged, or disappears or is destroyed, under this section, Lessee is not relieved of the obligation to pay under this Agreement, notwithstanding any termination of the lease with respect to such Vehicle. In addition, Lessor reserves the option to offer a replacement or substitute Vehicle, which Vehicle shall be subject to the terms of this Agreement, or Lessor and Lessee may execute a new Lease Agreement. If Lessor exercises its option to provide a replacement or substitute Vehicle, Lessee agrees to pay Lessor any additional rental costs for the substituted or replacement Vehicle that exceed the original lease rental costs.

**USE OF VEHICLES.** Lessee hereby warrants and represents that the Vehicles will be used for business purposes only or, if Lessee is a school district, for the purposes of transportation of students, faculty, staff and others normally transported in vehicles similar to the Vehicles in the course of Lessee's normal operations, and not for consumer, personal, family or household purposes. Lessee shall not permit any Vehicle to be used in violation of any federal, state or municipal statutes, laws, ordinances, rules or regulations, or contrary to the provisions of any applicable insurance policy. Lessee shall indemnify and hold Lessor harmless from any and all fines, forfeitures, damages or penalties resulting from violation of any such statutes, laws, ordinances, rules or regulations. Except with the written consent of Lessor, the use of all Vehicles shall be limited to the continental limits of the United States.

**MILEAGE AND ODOMETER.** The total mileage allowance with respect to each Vehicle is set forth on Exhibit I. Lessor reserves the right to audit the Vehicle mileage at any time during the lease term.

**MAINTENANCE.** Lessee, at its own expense, shall: (a) maintain each Vehicle according to the manufacturer's required maintenance schedule for warranty validation and in substantially the same mechanical condition as the date of delivery of such Vehicle, ordinary wear and tear excepted; (b) lubricate Vehicles as frequently as specified by the manufacturer; and (c) furnish gas, oil, wash, tires, and pay any storage charges for Vehicles. Lessee shall be responsible for any depreciation, loss or any reduction to Vehicles that Lessor, in its reasonable judgment, shall determine was caused by Lessee's failure to comply with the requirements set forth in the preceding sentence. Lessor will inspect each Vehicle upon return and, if Lessor identifies any unperformed maintenance or damage other than normal wear and tear, then Lessee will reimburse Lessor, within ten (10) days after Lessor's demand therefor, for repair of such damage and performance of such maintenance at Lessor's labor rate and parts cost plus 35%.

**DRIVERS OF VEHICLES.** Lessee shall permit only properly licensed and qualified drivers to operate the Vehicles. All drivers will be instructed periodically in all practices which will insure the greatest amount of safety and protection for the party being transported by Lessee. Lessee shall ensure that each driver operates the Vehicles in a safe manner and in accordance with the laws of the State of operation and the ordinances of any city in which such Vehicle operates. In no event shall any Vehicle be operated by any person under the influence of alcohol or narcotics. Lessor shall have the right to demand that any person operating any Vehicle in violation of the foregoing be forbidden to drive any Vehicle, and Lessee shall immediately comply with any such demand.

**NOTICE OF ACCIDENT.** Lessee shall, within twenty-four (24) hours after it receives notice of the occurrence of any Vehicle mishap, accident or traffic violation, notify Lessor in writing of such occurrence. Such notification shall contain a full and complete statement of all relevant facts. Lessee shall keep Lessor and the applicable insurer fully informed of all claims, suits or proceedings arising out of any accident involving a Vehicle. Lessee shall forward to insurer and Lessor a copy of every demand,

notice, summons, or other process received in connection with any and all claims, suits or other legal proceedings resulting from an accident involving a Vehicle.

**RIGHT TO INSPECT.** Lessor reserves the right at any time to inspect the Vehicles and all maintenance records, driver logs and other records relating to the operation or maintenance of the Vehicles (collectively, "Records"), and from time to time make such requests as may be necessary to assure compliance with the terms and provisions of this Agreement and applicable law. If Lessee fails or refuses to return any Vehicle to Lessor upon demand by Lessor and in violation of this Agreement, said failure or refusal to return such Vehicle may be considered as a conversion and treated as a theft of such Vehicle and Lessor shall have the right to notify and request the police authorities to recover same as a stolen Vehicle, in addition to all other rights and remedies of Lessor hereunder and under applicable law. During any such holdover period, Lessee shall continue to comply with all of the terms and conditions of this Agreement, and shall pay 120% of the prorated applicable daily rent for each day from such due date until the date on which Lessee returns the applicable Vehicles to Lessor in the manner required under this Agreement. Upon the return of a Vehicle, Lessee shall deliver or cause to be delivered to Lessor all Records maintained by Lessee with respect to such Vehicle.

**INDEMNIFICATION.** Lessee shall defend, indemnify and hold harmless Lessor, its parent, subsidiary and affiliated companies and their directors, officers, employees, agents and other representatives from and against any and all damages, loss, theft, or destruction of any Vehicle, and against all losses, liabilities, damages, injuries, claims, demands, costs, and expenses of every kind and nature, including legal fees and disbursements arising out of and in connection with the use, condition or operation of Vehicles.

**DISCLAIMER OF WARRANTIES.** LESSEE ACKNOWLEDGES AND AGREES THAT LESSOR HAS NOT MADE, DOES NOT MAKE, AND HEREBY EXPRESSLY DISCLAIM ANY REPRESENTATION, WARRANTY OR COVENANT, EXPRESSED OR IMPLIED WITH RESPECT TO THE MERCHANTABILITY, CONDITION, QUALITY, DURABILITY, TITLE, DESIGN, OPERATION, FITNESS FOR USE, FITNESS FOR A PARTICULAR PURPOSE, OR SUITABILITY OF THE VEHICLES OR ANY COMPONENT THEREOF IN ANY RESPECT WHATSOEVER OR IN CONNECTION WITH OR FOR THE PURPOSES AND USES OF LESSEE, OR ANY OTHER REPRESENTATION, WARRANTY OR COVENANT OF ANY KIND AND CHARACTER, EXPRESSED OR IMPLIED, WITH RESPECT THERETO. LESSEE IS ACCEPTING THE VEHICLES "AS IS AND WITH ALL FAULTS" AND LESSOR SHALL NOT BE LIABLE FOR ANY ACTUAL, INCIDENTAL, CONSEQUENTIAL OR OTHER DAMAGES OF OR TO LESSEE OR ANY OTHER PERSON WHATSOEVER.

In no case shall Lessor be liable for any special, incidental, or consequential damages based upon breach of warranty, breach of contract, negligence, strict tort, or any other legal theory. Such damages include, but are not limited to, loss of profits, loss of savings or revenue, loss of use of the leased Vehicles or any associated equipment, loss of capital, loss of substitute equipment, facilities or services, down time, the claims of third parties and injury to property, and Lessee hereby releases Lessor from same. This limitation does not apply to damages caused by breach of warranty of title. Some states do not allow limitations on warranties, or on remedies for breach in certain transactions. In such states, the limits in this paragraph and in the preceding paragraph may not apply. Lessor assumes no liability or responsibility for any acts or omissions of Lessee or of Lessee's agents, servants or employees, or any other person, or for property that is damaged, lost or stolen in or from the Vehicles, and Lessee hereby releases Lessor from same.

**ASSIGNMENT AND LIENS.** Lessee shall not assign or transfer its interest in this Agreement or the Vehicles, and shall not grant or permit a security interest or other lien against the Vehicles, without the written consent of Lessor. Lessor may assign this Agreement in whole or in part and/or encumber the Vehicles without notice to Lessee, and its assignee or lienholder may reassign this Agreement and/or such encumbrance, without notice to Lessee, and each such assignee and/or lienholder shall have all of the rights but none of the obligations of Lessor under this Agreement. Lessee shall recognize each such assignment and/or encumbrance, and shall not assert against the assignee and/or lienholder any claim, defense, counterclaim, or set off that Lessee may have against Lessor.

Lessee acknowledges that any assignment of Lessor's interest would neither materially change Lessee's duty nor materially increase the burden or risk imposed on Lessee under this Agreement. Lessee acknowledges that any assignment by Lessor will be permitted even if the assignment would be deemed to materially affect Lessee's interest.

Lessee shall notify Lessor immediately in writing of any charges or liens of any kind whatsoever imposed upon the Vehicles, and at its option, Lessor may discharge the same on behalf of Lessee and all such advances by Lessor shall be added to the unpaid balance of the rentals due hereunder, and shall be repayable by Lessee to Lessor on demand, together with interest thereon at the highest legal contract rate until paid or such advances may be deducted from any security deposit held by Lessor.

**BINDING ON HEIRS.** This Agreement inures to the benefit of and is binding upon the heirs, legatees, devisees, personal representative, survivors, successors in interest and assigns, if any, of the parties.

**WRITTEN NOTIFICATION.** Whenever written notification is required by this Agreement, such written notice shall be sent to the applicable party by certified mail, return receipt requested, at the addresses shown above. If either party hereto changes its mailing address during the term of this Agreement, it shall immediately notify the other party of such change.

**WAIVER; AMENDMENT.** No waiver under this Agreement is effective unless it is in writing and signed by an authorized representative of the party waiving its right. The waiver by Lessor of any default on the part of Lessee shall not be a waiver of any subsequent default. No amendment to or rescission, termination or discharge of, this Agreement shall be effective unless it is in writing and signed by an authorized representative of each party to this Agreement.

**FINANCE LEASE.** Lessee and Lessor intend that: (a) each lease under this Agreement constitutes a true "lease" that is a "finance lease" as such terms are defined in Article 2A of the Uniform Commercial Code (the "UCC") and does not create a "security interest" as defined in the UCC; (b) Lessor is and shall remain the owner of the Vehicles (unless sold by Lessor); (c) Lessee shall not acquire any right, title, equity or interest in or to such Vehicles other than the right to possess and use the Vehicles in accordance with Lessee's leasehold interest under this Agreement. If, notwithstanding the intention of the parties and the economic realities of this Agreement, any lease is deemed to create a security interest, Lessee shall be deemed to have granted to Lessor as security for Lessee's obligations hereunder, a first priority security interest in the Vehicles and all proceeds thereof. Lessee hereby authorizes Lessor to file one or more UCC financing statements (including without limitation "precautionary filings") naming Lessee as "debtor", and such amendments and continuations thereof, in each case as Lessor in its sole discretion may deem necessary or advisable. Until Lessee's obligations with respect to all Vehicles are satisfied in full, if requested by Lessor or if required by applicable law, Lessee shall at Lessee's sole cost and expense permanently affix and maintain on any or all Vehicles, as determined by Lessor or as required by applicable law, a sign, legend, plate, plaque, tag or other identifying label in a prominent place that discloses Lessor's ownership or that such Vehicles are leased from Lessor under this Agreement.

**SUBORDINATION.** This Agreement and any Vehicle hereunder will be subject to any rights and interests in and to the Vehicles under any respective contract or contracts or security interest granted by Lessor to any person, firm or entity.

**SALES TAX.** Lessor shall invoice and remit to appropriate state, sales tax as charged on each Invoice. Lessee is responsible for any and all other applicable taxes.

**WARRANTY.** Warranty shall be original manufacturer's warranty period with all terms and conditions set forth by such manufacturer. Any Vehicles that are received by Lessee that do not contain a manufacturer's warranty shall be the responsibility of Lessor until new Vehicles are provided.

**REPRESENTATIONS AND WARRANTIES OF LESSEE.** Lessee is duly organized, validly existing and in good standing under the laws of its jurisdiction of organization and has full power and authority to

own, operate or lease the properties and assets now owned, operated or leased by it (including the Vehicles) and to carry on its business as currently conducted. Lessee has full power and authority to execute and deliver this Agreement, to perform its obligations hereunder and to consummate the transactions contemplated hereby. The execution and delivery by Lessee of this Agreement, the performance by Lessee of its obligations hereunder, and the consummation by Lessee of the transactions contemplated hereby have been duly authorized by all requisite action on the part of Lessee. This Agreement has been duly executed and delivered by Lessee, and constitutes a legal, valid and binding obligation of Lessee enforceable against Lessee in accordance with its terms, except to the extent that the enforcement of remedies may be limited under applicable bankruptcy and insolvency laws.

**EVENTS OF DEFAULT.** Each of the following events shall constitute an Event of Default under this Agreement: (a) if Lessee fails to pay in full any installment of rent, any loss payment or any other monetary obligation under this Agreement when due and payable, whether by acceleration or otherwise; (b) if Lessee fails to observe or perform any obligation under this Agreement; (c) if any representation or warranty made by Lessee in this Agreement or in any other written statement furnished to Lessor shall prove to have been untrue or incorrect in any material respect when made; (d) if Lessee is in material default under any other agreement with Lessor; (e) if this Agreement shall at any time for any reason cease to be in full force and effect or shall be declared to be null and void by a court of competent jurisdiction, or if the validity or enforceability of this Agreement shall be contested or denied by Lessee, or if Lessee shall deny that it has any further liability or obligation under this Agreement; (f) if Lessee's interest in this Agreement, the Vehicles or any portion thereof devolves on or passes to any person or entity, whether by operation of law or otherwise; (g) if Lessee (i) does not, or is unable to, or admits in writing its inability to, pay its debts as they become due; (ii) commences or institutes any case, proceeding or other action seeking relief on its behalf as debtor, or to adjudicate it a bankrupt or insolvent, or seeking reorganization, arrangement, adjustment, winding up, liquidation, dissolution, composition or other relief with respect to it or its debts under any existing or future law of any jurisdiction, domestic or foreign, relating to bankruptcy, insolvency, reorganization or relief of debtors; (iii) commences or institutes any case, proceeding or other action seeking appointment of a receiver, trustee, custodian or other similar official for it or for all or any substantial part of its property; or (iv) makes a general assignment for the benefit of creditors; or (h) if a receiver, trustee, custodian or other similar official is appointed for any substantial part of the assets of Lessee, which appointment is not vacated or stayed within 30 days.

**REMEDIES.** If an Event of Default occurs and is continuing, Lessor may, in its sole discretion, exercise one or more of the following remedies: (a) declare this Agreement in default; (b) terminate this Agreement and the leases hereunder in whole or in part, effective immediately upon Lessor's notice of such termination to Lessee; (c) declare the entire amount of rent and other obligations due, and to become due, under this Agreement for the entire term immediately due and payable; (d) immediately take possession of, or render unusable, each Vehicle wherever it may be located, without demand or notice, without any court order or other process of law and without liability to Lessee for any damages occasioned by such action, and no such actions shall constitute a termination of this Agreement and Lessee expressly authorizes Lessor and its agents to enter on any premises where any Vehicle may be found, for the purpose of repossessing or rendering unusable such Vehicle, and expressly waives any further interest in such Vehicle and any right of action arising out of such entry and repossession; (e) require Lessee to deliver the Vehicles to a location designated by Lessor, and for each day that Lessee shall fail to return any Vehicle, Lessor may demand an amount equal to the rent for such Vehicle, prorated on the basis of a thirty-day month, in effect immediately prior to such Event of Default; (f) recover from Lessee, not as a penalty but as liquidated damages, an amount equal to the sum of (i) all accrued and unpaid rent as of the date Lessor obtains possession of a Vehicle following Lessee's default (the "Repossession Date"), plus (ii) the present value of all future rent reserved in this Agreement for such Vehicle and contracted to be paid over the term of the lease, discounted at a discount rate determined by Lessor as of the Repossession Date, plus (iii) all reasonable costs and expenses incurred by Lessor by reason of such Event of Default and Lessor's exercise of its rights and remedies under this Agreement (collectively, "Enforcement Expenses"), including without limitation reasonable legal fees and expenses and expenses incurred in connection with the return, repossession or other recovery of a Vehicle and the sale, re-lease or other disposition thereof, plus (iv) the present value of the estimated residual value of such Vehicle as of the expiration of the lease, discounted at a Discount Rate determined by Lessor as of the Repossession Date, minus (v) any amounts received by Lessor from the sale of re-

lease of such Vehicle; (g) proceed on any collateral or other security given in connection with this Agreement; (h) proceed by court action to enforce performance by Lessee of this Agreement or to recover all damages and expenses incurred by Lessor by reason of any Event of Default; (i) terminate any other agreement that Lessor may have with Lessee; (j) sell the Vehicles at public or private sale, with or without notice to Lessee or advertisement (unless required by law), or otherwise dispose of, hold, use, operate, lease to others, or keep idle the Vehicles, and without any duty to account to Lessee for such action or inaction or for any proceeds with respect thereto (unless required by law), and apply the net proceeds thereof (after deducting all Enforcement Expenses incurred in connection therewith) to the amounts owed to Lessor under this Agreement; provided, however, that Lessee shall remain liable to Lessor for any deficiency that remains after any sale or lease of the Vehicles; and (k) exercise any other right or remedy available to Lessor under this Agreement or at law or in equity, including damages, specific performance, or rights and remedies under the UCC.

All of the foregoing rights and remedies are cumulative and will be in addition to all other rights and remedies available to Lessor under this Agreement. Lessor's failure to strictly enforce any provisions of this Agreement or any other right available to Lessor will not be deemed a waiver thereof and will not excuse Lessee from future performance.

**GOVERNING LAW; WAIVER OF JURY TRIAL; CHOICE OF FORUM.** This Agreement and the rights and obligations of the parties hereto shall be governed and interpreted according to the laws of the State of Kansas (without regard to the conflict of laws principles of such state), including all matters of construction, validity and performance, regardless of the location of the Vehicles. LESSEE AND LESSOR HEREBY IRREVOCABLY WAIVE THE RIGHT TO TRIAL BY JURY OF ANY CAUSE OF ACTION, CLAIM, COUNTERCLAIM OR CROSS-COMPLAINT IN ANY ACTION OR PROCEEDING TO WHICH LESSEE AND/OR LESSOR MAY BE A PARTY ON ANY MATTER WHATSOEVER BASED UPON, ARISING OUT OF, OR IN ANY WAY PERTAINING OR RELATED TO, OR CONNECTED WITH, THIS AGREEMENT OR ANY OTHER AGREEMENT OR INSTRUMENT EXECUTED IN CONNECTION HERewith OR ANY OBLIGATIONS HEREUNDER OR THEREUNDER. This waiver is knowingly, willingly and voluntarily made by Lessee and Lessor, who acknowledge that no representations have been made by any individual to induce this waiver of trial by jury or in any way to modify or nullify its effect. This waiver shall apply to any amendments, renewals, supplements or modifications to this Agreement or such other agreements or instruments. Each party irrevocably and unconditionally agrees that it will not commence any action, litigation or proceeding of any kind whatsoever against the other party in any way arising from or relating to this Agreement, and all other transactions, including, but not limited to, contract, equity, tort, fraud and statutory claims, in any forum other than the United States District Court for the District of Kansas or the courts of the State of Kansas sitting in Shawnee County, and any appellate court from any thereof. Each party irrevocably and unconditionally submits to the exclusive jurisdiction of such courts and agrees to bring any such action, litigation or proceeding only in the such courts. Each party agrees that a final judgment in any such action, litigation or proceeding is conclusive and may be enforced in other jurisdictions by suit on the judgment or in any other manner provided by law.

**Further Assurances.** Lessee will, and will cause third parties to, from time to time, do and perform any other act and execute, acknowledge, deliver, file and record (and will refile and rerecord whenever required) any and all further instruments required by law or reasonably requested by Lessor in order to carry out the intent and purpose of this Agreement, to establish and protect Lessor's rights and remedies hereunder or under applicable Law, and to perfect Lessor's ownership (including Lessor's tax ownership) of the Vehicles, in each case to Lessor's satisfaction, including such certificates of title as Lessor shall request, and Lessee hereby authorizes Lessor, in Lessee's name and as Lessee's attorney in fact, to do or file any of the foregoing without Lessee's authentication. Lessee hereby authorizes Lessor to correct any manifest errors in this Agreement, and Lessee will execute, or cause third parties to execute, any agreement, instrument or other document reasonably required by Lessor to evidence any such correction.

**ENTIRE AGREEMENT.** This written document contains the entire understanding between the parties hereto. No party has relied on any verbal representations from the other before entering into this Agreement.

By execution hereof, the signer hereby certifies that he has read the Lease, including all pages of the Lease and acknowledges receipt of this Agreement.

**LESSEE:**

Minooka #111

By: \_\_\_\_\_

Name: JOHN TROY

Title: ASSISTANT SUPERINTENDENT

**LESSOR:**

Midwest Bus Sales, Inc.

By: \_\_\_\_\_

Name: ROBERT NEWMAN

Title: EXECUTIVE DIRECTOR OF OPERATIONS

## Vehicle Lease Agreement

### Exhibit I

Year / Make / Model	VIN	Passengers	Lease Start Date	Lease End Date	Mileage
2018 THOMAS C2	4UZABRFD6JCJG3904	71	7/1/2022	10/31/2022	NA
2018 THOMAS C2	4UZABRFD8JCJG3905	71	7/1/2022	10/31/2022	NA
2018 THOMAS C2	4UZABRFDXJCJG3906	71	7/1/2022	10/31/2022	NA
2018 THOMAS C2	4UZABRFD0JCJG3932	71	7/1/2022	10/31/2022	NA
2018 THOMAS C2	4UZABRFD2JCJG3933	71	7/1/2022	10/31/2022	NA
2018 THOMAS C2	4UZABRFD4JCJG3934	71	7/1/2022	10/31/2022	NA
2018 THOMAS C2	4UZABRFD6JCJG3935	71	7/1/2022	10/31/2022	NA
2018 THOMAS C2	4UZABRFD8JCJG3936	71	7/1/2022	10/31/2022	NA
2018 THOMAS C2	4UZABRFDXJCJG3937	71	7/1/2022	10/31/2022	NA
2018 THOMAS C2	4UZABRFD1JCJG3938	71	7/1/2022	10/31/2022	NA
2018 THOMAS C2	4UZABRFD8JCJG3905	71	7/1/2022	10/31/2022	NA

### Payment Schedule Per Bus

PAYMENT AMOUNT	PAYMENT DATE	NUMBER OF PAYMENTS	PAYMENT FREQUENCY	MAINTENANCE
\$3177.44	7/1/2022	1	Single	NA

*\*Lease payment does not include any applicable lease tax. Lease invoice(s) will reflect all amounts owed, including lease taxes. Payment terms will be per the terms outlined above.*

## ASSIGNMENT AND ACKNOWLEDGMENT OF ASSIGNMENT OF LEASE

Lease Date: 7/1/2022

Lessee: Minooka #111  
26655 W Eames, Channahon, IL 60410

Vehicle I.D. # See Exhibit I

THIS ASSIGNMENT AND ACKNOWLEDGMENT OF ASSIGNMENT OF LEASE ("*Assignment and Acknowledgment*") is entered into as of the 7/1/2022 by and between the above named Lessee and MIDWEST BUS LEASING LLC., a Kansas limited liability company ("*Lessor*," by assignment from Midwest Bus Sales, Inc.), with regard to DAIMLER TRUCK FINANCIAL SERVICES, USA LLC dba DAIMLER TRUCK FINANCIAL ("*Lender*"). Lessee and Lessor are sometimes collectively referred to herein as the "*Parties*."

1. **Assignment.** Lessor hereby collaterally assigns to Lender in accordance with the terms of that certain Security Agreement, Lessor's rights under the Vehicles Lease Agreement dated , between Midwest Bus Sales, Inc. (as lessor) and Lessee (the "Lease"), including without limitation Lessor's ownership interest, lien and other rights in the Vehicle(s) identified above, together with all rights which may have arisen before the date of this Assignment and Acknowledgment. Lessee and Lessor acknowledge and agree that Lender, in its sole discretion, may direct Lessee to make payment directly to Lender.
1. **Acknowledgment of Encumbrance.** The Parties acknowledge that the Vehicle(s) is encumbered by the lien of Lender, pursuant to that certain Security Agreement between Lessor and Lender; which lien is, and shall be, superior to the rights of Lessor and Lessee under the Lease. Lessee acknowledges and agrees that its rights under the Lease, including, but not limited to, the option to purchase, if any, and its rights in the Vehicle(s) identified above are in all respects subordinate, inferior and subject to the lien of Lender in the Lease and the Vehicle(s). The Parties acknowledge: (i) such lien shall continue to attach to the Vehicle(s) until all sums owed to Lender by Lessor are paid in full, together with all interest thereon; (ii) upon notice from Lender, Lessee will make lease or rental payments directly to Lender; (iii) Lessee will not make more than one rental payment in advance to Lessor; and (iv) Lessee will not hold Lender liable for the performance or non performance of any of Lessor's obligations under the Lease, or otherwise, nor will it withhold lease or rental payments from Lender on account of Lessor's performance or non-performance. Lessee hereby agrees not to sell, lease, sublease or assign any interest in the Vehicle(s) without the prior written consent of Lessor and Lender. The Parties acknowledge and agree that they shall provide notice of Lender's lien to any subsequent purchaser or lessee of the Vehicle, and shall further indemnify Lender from any liabilities or damages which may arise as a result of the failure to provide: (i) notice of Lender's lien; or (ii) notice to Lender of any transaction relating to the Vehicle. It is acknowledged by the Parties that Lender is intended to be a third-party beneficiary of this Assignment and Acknowledgment.
2. **Binding Effect.** This Assignment and Acknowledgment shall be binding upon the successors and assigns of each of the Parties.

**IN WITNESS WHEREOF, the undersigned have executed this Assignment and Acknowledgment as of the date first hereinabove written.**

**LESSEE:**

Minooka #111

By: \_\_\_\_\_

Name: JOHN TROY

Title: ASSISTANT SUPERINTENDENT

**LESSOR:**

MIDWEST BUS LEASING, LLC, a Kansas  
Limited Liability Company

By: \_\_\_\_\_

Name: ROBERT NEWMAN

Title: EXECUTIVE DIRECTOR OF OPERATIONS

---

**ASSIGNMENT AND ASSUMPTION AGREEMENT**

**THIS ASSIGNMENT AND ASSUMPTION AGREEMENT**

(the "*Agreement*"), effective as of 7/1/2022 (the "*Effective Date*"), is by and between MIDWEST BUS SALES, INC., a Kansas corporation ("*Assignor*"), and MIDWEST BUS LEASING LLC, a Kansas limited liability company ("*Assignee*").

WHEREAS, Assignor has agreed to assign all of its rights, title and interests in, and Assignee has agreed to assume all of Assignor's duties and obligations under, that certain Vehicles Lease Agreement dated 7/1/2022, by and between Assignor and Minooka #111 (the "*Assigned Lease*").

NOW, THEREFORE, in consideration of the mutual covenants, terms and conditions set forth herein, and for other good and valuable consideration, the receipt and sufficiency of which are hereby acknowledged, the parties agree as follows:

1. Assignment and Assumption. Assignor hereby sells, assigns, grants, conveys and transfers to Assignee all of Assignor's right, title and interest in and to (a) the Assigned Lease and (b) all vehicles described in, or subject to, the Assigned Lease. Assignee hereby accepts such assignment and assumes all of Assignor's duties and obligations under the Assigned Lease and agrees to pay, perform and discharge, as and when due, all of the obligations of Assignor under the Assigned Lease accruing on and after the Effective Date.
2. Governing Law. This Agreement shall be governed by and construed in accordance with the internal laws of the State of Kansas.
3. Counterparts. This Agreement may be executed in counterparts, each of which shall be deemed an original, but all of which together shall be deemed to be one and the same agreement. A signed copy of this Agreement delivered by email or other means of electronic transmission shall be deemed to have the same legal effect as delivery of an original signed version of this Agreement.
4. Further Assurances. Each of the parties hereto shall execute and deliver, at the reasonable request of the other party hereto, such additional documents, instruments, conveyances and assurances and take such further actions as such other party may reasonably request to carry out the provisions hereof and give effect to the transactions contemplated by this Agreement.

**IN WITNESS WHEREOF, the parties have executed this Agreement to be effective as of the Effective Date.**

**MIDWEST BUS SALES, INC.**

By: \_\_\_\_\_  
ROBERT NEWMAN  
EXECUTIVE DIRECTOR OF OPERATIONS  
MIDWEST BUS LEASING LLC

By: \_\_\_\_\_  
ROBERT NEWMAN  
EXECUTIVE DIRECTOR OF OPERATIONS



**Lease Invoice**

Created Date	Invoice Date	Due Date	Invoice #	Account #
10/1/2022	10/1/2022	10/11/2022	INV20953	16369

MIDWEST BUS LEASING, LLC  
 PO BOX 844725  
 KANSAS CITY, MO 64184-4725

Bill To
Minooka #111
26655 W Eames
Channahon, IL 60410

Contract Code	VIN	Bus Description	Lease Type	Start Date	End Date	Payment Schedule	Net	Tax	Sub Total
119309-1022	4UZABRFD6JCJG3904	2018 THOMAS C2 71 Passengers	Operating lease	7/1/2022	10/31/2022	Single	3,177.44	0.00	3,177.44
119311-1022	4UZABRFD8JCJG3905	2018 THOMAS C2 71 Passengers	Operating lease	7/1/2022	10/31/2022	Single	3,177.44	0.00	3,177.44
119313-1022	4UZABRFDXJCJG3906	2018 THOMAS C2 71 Passengers	Operating lease	7/1/2022	10/31/2022	Single	3,177.44	0.00	3,177.44
119360-1022	4UZABRFD0JCJG3932	2018 THOMAS C2 71 Passengers	Operating lease	7/1/2022	10/31/2022	Single	3,177.44	0.00	3,177.44
119363-1022	4UZABRFD2JCJG3933	2018 THOMAS C2 71 Passengers	Operating lease	7/1/2022	10/31/2022	Single	3,177.44	0.00	3,177.44
119364-1022	4UZABRFD4JCJG3934	2018 THOMAS C2 71 Passengers	Operating lease	7/1/2022	10/31/2022	Single	3,177.44	0.00	3,177.44
119365-1022	4UZABRFD6JCJG3935	2018 THOMAS C2 71 Passengers	Operating lease	7/1/2022	10/31/2022	Single	3,177.44	0.00	3,177.44
119366-1022	4UZABRFD8JCJG3936	2018 THOMAS C2 71 Passengers	Operating lease	7/1/2022	10/31/2022	Single	3,177.44	0.00	3,177.44
119367-1022	4UZABRFDXJCJG3937	2018 THOMAS C2 71 Passengers	Operating lease	7/1/2022	10/31/2022	Single	3,177.44	0.00	3,177.44

119369-1022	4UZABRFD1JCJG3938	2018 THOMAS C2 71 Passengers	Operating lease	7/1/2022	10/31/2022	Single	3,177.44	0.00	3,177.44
-------------	-------------------	---------------------------------------	--------------------	----------	------------	--------	----------	------	----------

<p>We Appreciate Your Business.  Questions E-mail: <a href="mailto:kristin.weast@thekincaidgroup.com">kristin.weast@thekincaidgroup.com</a>  <b>Please make checks payable to Midwest Bus Leasing, LLC</b>  and remit to PO BOX 844725 KANSAS CITY, MO 64184-4725</p>	<b>Total</b>	<b>\$31,774.40</b>
	<small>If Invoice paid after due date, amount due is</small>	<b>\$0.00</b>

