

## **Public Hearing and Regular Meeting**

Monday, September 19, 2016 6:30 PM

Unit #10 Administrative Annex, 123 W. Clay, Collinsville, IL 62234

1. **Call to Order - President Peccola**

2. **Roll Call**

3. **Pledge of Allegiance**

4. **Public Forum**

4.1. Written Correspondence

4.2. Audience Input

5. **Reports/Requests**

5.1. Superintendent's Report - Dr. Robert Green

5.1.a. Recognition of CHS Teacher Barb Lindauer

5.2. Financial Report - Mrs. Uta Robison

5.3. Building & Grounds Report - Mike Hollingshead



Michael W. Hollingshead  
Director of Buildings & Grounds  
Collinsville Community School District #10

## Buildings & Grounds Report September 19, 2016

### \* SUMMER PROJECTS

All summer projects are completed.

### \* CHS Gym

The new gym floor and bleachers are finished and look good.

### \* INSPECTIONS

The inspections for the summer are all finished.

### \* LIGHTS

Maintenance checked all Exit and Emergency lights in all schools; also the battery backups.

### \* BLEACHERS

An outside company has inspected all exterior bleachers for the 3 year inspection.

### \* WATER

Environmental Consultants have been contacted to sample the water in all of our schools with the board approval.

### \* CUSTODIANS

All custodians and maintenance staff has recently had all their yearly mandated training.

5.4. Budget Committee Update - Mr. Gary Clark

5.5. Presentation by CHS Staff on being named  
Illinois Democracy School

5.6. Presentation by Jason Watts on DIS Stem Program

5.7. Freedom of Information Requests

5.7.a. 8/12/16 Request from Kenzie Verheyen (One  
Chance Illinois) for information on grade  
acceleration. Complied 8/15/16.

5.7.b. 9/6/16 Request from Mary Cooley  
(Belleville News Democrat) for information on  
paid speakers. Complied 9/12/16.

5.7.c. 9/9/16 Request from Donne Schlessinger  
for information on a student incident. Complied  
9/12/16.

6. **Approval of Minutes**

6.1. Approval of August 15, 2016 Board Minutes

**COLLINSVILLE COMMUNITY UNIT SCHOOL DISTRICT NO. 10**  
**COLLINSVILLE, ILLINOIS**  
**Public Hearing, Monday, August 15, 2016**  
**2016-2017 Area Vocational Center Budget**

**SUMMARY**

1. Call to Order
2. Roll Call
3. Purpose of Hearing
4. Comments by Mrs. Robison
5. Opportunity for Public Input
6. Adjournment

**COLLINSVILLE COMMUNITY UNIT SCHOOL DISTRICT NO. 10**  
**COLLINSVILLE, ILLINOIS**  
**Regular Meeting, Monday, August 15, 2016**

**SUMMARY**

1. Call to Order
2. Roll Call
3. Pledge of Allegiance
4. Correspondence
5. Audience Input
6. Superintendent's Report
7. Financial Report
8. Student Services Report
9. Budget Committee Update
10. Approval of Minutes of Regular Meeting of 07/18/16
11. Approval of Minutes of Special Meeting of 08/01/16
12. Approval of Board Bills
13. Approval of Monthly Financial Statements
14. Adoption of 2016-2017 Final Area Vocational Center Budget
15. Designation of Collinsville Unit #10 2016-2017 Tentative Budget
16. Approval of Memorandum of Understanding with the City of Collinsville for School Resource Officer Services
17. Approval of Obtaining Services of an Independent Contractor
18. Authorization of Interim Expenditure of District Funds Pending Approval of the 2017 Fiscal Budget
19. Discussion and Development of Plan for 2017-2018 Budget Cuts
20. Closed Session
21. Return to Open Session
22. Report on Closed Session Discussion
23. Acceptance of Resignations of Non-Certified Employees
24. Acceptance of Resignations of Certified Employees

25. Approval of Employment of Certified Employees
26. Approval of Employment of Non-Certified Employees
27. Approval of Employment of Non-Certified Employees
28. Acceptance of Resignation of Certified Employee
29. Approval to Post Positions
30. Approval of Employment of Non-Certified Employees
31. Approval of Band Volunteers
32. Approval of Employment of Non-Certified Employees
33. Approval of Dismissal of a Probationary Non-Certified Employee
34. Approval of Appointment of Interim Special Education Director
35. Approval to Extend the Superintendent's Employment Contract
36. Approval of Employment of Certified Employee
37. Approval to Pull Item 12.15
38. Approval to Pull Item 12.16
39. Approval of Coaches
40. Approval of Volunteer Coaches
41. Approval to Post Position
42. Adjournment

**COLLINSVILLE COMMUNITY UNIT SCHOOL DISTRICT NO. 10**  
**COLLINSVILLE, ILLINOIS**  
**Public Hearing, 2016-2017 Area Vocational Center Budget**  
**Monday, August 15, 2016**  
**6:30 p.m.**

- Call to Order** 1. A public hearing was held by the Board of Education of Collinsville Community Unit School District No. 10 on the evening of Monday, August 15, 2016, at 6:30 p.m., at the Unit #10 Administrative Annex, 123 West Clay Street, Collinsville, Illinois.
- Roll Call** 2. Those members present were: Gary Kusmierczak; Dennis Craft; Gary Clark, Treasurer; Jane Soehlke; Theresa Billy, Vice President; Wayne White, Secretary; and Gary Peccola, President.
- Purpose of Hearing** 3. Mr. Peccola said the purpose of the hearing was to provide an opportunity for public input with respect to the proposed budget for the Collinsville Area Vocational Center 2016-2017 fiscal year. Notice of the hearing was published in the local newspaper according to law and the tentative budget has been on display for at least thirty days.
- Comments by Mrs. Robison** 4. Mrs. Robison said there have been a couple of adjustments to the budget including correcting 50% of one teaching position and 20% of another position, both of which should have been charged to the Unit. This will increase revenue for the AVC budget but will result in a corresponding decrease in the ending fund balance of the Unit Education Fund. Tuition revenue for this budget has been based on 330 students and the current enrollment for the first semester is 331. It is a very tight budget. Going forward, the budget committee may wish to address whether there needs to be an adjustment in the tuition fee. Currently it is \$1,250 per semester or \$2,500 for the entire year.
- Opportunity for Public Input** 5. Mr. Peccola provided an opportunity for public input and no one sought to be recognized.
- Adjournment** 6. There being no further comments, Mr. Peccola declared the hearing adjourned at 6:35 p.m.

**COLLINSVILLE COMMUNITY UNIT SCHOOL DISTRICT NO. 10  
COLLINSVILLE, ILLINOIS**

**Regular Meeting, Monday, August 15, 2016**

**6:45 p.m.**

- Call to Order** 1. The Regular Meeting of the Board of Education of Collinsville Community Unit School District No. 10 was held on the evening of Monday, August 15, 2016, at 6:45 p.m., at the Unit #10 Administrative Annex, 123 West Clay Street, Collinsville, Illinois.
- Roll Call** 2. Those members present were: Gary Kusmierczak; Dennis Craft; Gary Clark, Treasurer; Jane Soehlke; Theresa Billy, Vice President; Wayne White, Secretary; and Gary Peccola, President.
- Pledge of Allegiance** 3. Mr. Peccola led those in attendance in reciting the Pledge of Allegiance.
- Correspondence** 4. Mr. White said the following correspondence had been received by the Board since the last regular meeting:
- (a) Letter from Cinda Klickna, President of the Illinois Education Association.
- Audience Input** 5. Mr. Peccola provided an opportunity for public input and no one sought to be recognized.
- Reports**
- Superintendent's Report** 6. Dr. Green reported on several items including:
- (a) The institute day was successful and the morning program was very nice. Everyone then went to their individual buildings for staff development. The students will come back to school on Wednesday.
- (b) Mrs. Barb Lindauer has been recognized by the VFW for her outstanding efforts and was second in the nation in the VFW Teacher of the Year program.
- (c) Congratulations to CHS Senior, Kiarra Chark, who was recognized as Student of the Week by the Belleville News Democrat.
- (d) The realtor reception held in conjunction with the C-3 event turned out well. District representatives talked with realtors about the negative things that are heard about the district. Realtors were invited to come to the school and to bring prospective residents to the schools to see the many positive things the district has to offer. Hopefully the information

presented that evening will go a long way towards changing some perceptions.

- (e) District advanced placement scores of 61 are higher than the national average of 60. Currently the statewide average is 66, and that is the next goal the district will aim for. ACT scores will be released in the near future.

**Financial  
Report**

- 7. Mrs. Robison noted the district operates on the cash basis and is one month into the fiscal year. She reported on revenue and expenditure figures for the four main operating funds for the month, as well as fund balances for each of those funds. The tentative budget will be on display tomorrow with action by the Board scheduled for the September regular meeting.

**Student Services  
Report**

- 8. Dr. Griffith shared highlights from his written report to the Board. As of August 12, 6,383 students have enrolled. This is about 136 students less than last year at this time, or a decrease of about 2%. This was the second year for online student registration, and parents seem very happy to have this option. Approximately 100 staff members volunteered for the recent centralized registration and helped provide services to district families. As part of the new transportation contract, the fleet has been updated with ten new buses. Dr. Griffith discussed an option that was presented by the director of First Student to possibly amend the contract to delete a provision for installing electricity to operate engine block heaters on every bus. First Student has expressed some concerns about installing electricity on the current premises they lease, and the change would save the district approximately \$100,000 in the Transportation Fund. The Board asked that Dr. Griffith obtain additional details and information with respect to the change.

**Budget  
Committee  
Update**

- 9. Mr. Clark reported the Budget Committee met on August 1, 2016 and discussed the following:
  - (a) The committee discussed a number of things relating to proposed budget cuts, some of which have been discussed a number of times before. Mr. Clark said the committee would like to see a workshop for the full board to review recommendations and determine which ones have merit for helping reduce the deficit.
  - (b) The Area Vocational Center budget was reviewed. CHS students make up the bulk of the tuition, but the committee may need to look into a future increase in the tuition rate.
  - (c) Mrs. Robison shared information about changes in the

Transportation Fund pertaining to bus monitor expenses. The full board will be looking into this as the upcoming budget is developed. The committee will also be looking at possible fee changes for drivers education, athletics and technology.

- (d) Mr. Hollingshead reported on the status of the gym floor installation and preparation of the buildings for the start of school.
- (e) The next budget committee meeting is scheduled for Tuesday, September 6, 2016 at 5:00 p.m.

**Approval of  
Minutes of  
Regular Meeting  
of 07/18/16  
(Motion Passed)**

10. A motion was made by White and seconded by Kusmierczak that the minutes listed below be approved. Motion passed on roll call vote as follows: Kusmierczak, yes; Craft, yes; Clark, yes; Soehlke, abstain; Billy, yes; White, yes; Peccola, yes.
- Regular Meeting – July 18, 2016
  - Closed Session – Regular Meeting – July 18, 2016

**Approval of  
Minutes of  
Special Meeting  
of 08/01/16  
(Motion Passed)**

11. A motion was made by White and seconded by Soehlke that the minutes listed below be approved. Motion passed unanimously on voice vote.
- Special Meeting – August 1, 2016
  - Closed Session – Special Meeting – August 1, 2016

**Approval of  
Board Bills  
(Motion Passed)**

12. A motion was made by White and seconded by Soehlke that the Board bills for the Area Vocational Center Budget and the Unit 10 General Budget presented for payment on August 15, 2016, and attached to these minutes as Exhibit E-7 be approved and that the Treasurer be authorized to sign checks for same. Motion passed on roll call vote as follows: Kusmierczak, yes; Craft, yes; Clark, yes; Soehlke, yes; Billy, yes; White, yes; Peccola, yes.

**Approval of  
Monthly  
Financial  
Statements  
(Motion Passed)**

13. A motion was made by White and seconded by Billy that the monthly financial statements for Collinsville Community Unit School District No. 10 and the Collinsville Area Vocational Center for July 2016, be approved and attached to these minutes as Exhibit E-8. Motion passed unanimously on voice vote.

**Adoption of  
2016-2017 Final  
Area Vocational  
Center Budget  
(Motion Passed)**

14. A motion was made by White and seconded by Clark that the Area Vocational Center Joint Agreement Budget for the 2016-2017 fiscal year be adopted as presented and marked Exhibit E-9.1, and that the following Resolution be made a part of the Board Minutes.

WHEREAS, the Board of Education of Collinsville School District Area Vocational Joint Agreement, Counties of Madison and St. Clair, State of Illinois, caused to be prepared in tentative

form a budget, and the Secretary of this Board of Education has made the same conveniently available to public inspection for at least thirty days prior to final action thereon;

AND WHEREAS, a public meeting was held as to such budget on the 15<sup>th</sup> day of August, 2016, notice of such hearing was given at least thirty days prior thereof as required by law, and all other legal requirements have been complied with;

NOW THEREFORE, be it Resolved by the Board of Education of said Joint Agreement as follows:

Section 1: That the fiscal year of this Joint Agreement be and the same hereby is fixed and declared to be beginning July 1, 2016, and ending June 30, 2017;

Section 2: That the following budget containing an estimate of amounts available in each Fund, separately, and of expenditures from each be and the same is hereby adopted as the budget of this Joint Agreement for the said fiscal year.

Motion passed on roll call vote as follows: Kusmierczak, yes; Craft, yes; Clark, yes; Soehlke, yes; Billy, yes; White, yes; Peccola, yes.

**Designation of  
Collinsville  
Unit #10  
2016-2017  
Tentative  
Budget  
(Motion Passed)**

15. A motion was made by White and seconded by Soehlke that the budget as attached be designated the Tentative Budget for Collinsville Community Unit School District No. 10 for the fiscal year beginning July 1, 2016 and ending June 30, 2017, and placed on display for public inspection for at least thirty days beginning August 16, 2016 in the Administrative Office of Collinsville Community Unit School District No. 10, 201 West Clay Street, Collinsville, Illinois, and further that the administration be authorized to provide a hearing of said budget to be held at 6:30 p.m. on the 19th day of September, 2016, at the Administration Annex, 123 W. Clay Street, Collinsville, Illinois 62234. Mrs. Robison said for now the figures in the tentative budget are the same as last year, but she will be working on the budget in the next thirty days. There are some factors that will reduce the anticipated ending fund balance for the Transportation Fund into a negative number by the end of the next fiscal year. The number of special education buses is higher than expected with the need for three added buses at a cost of \$50,000 per year per bus. There is an overall increase in the transportation contract of 11% for the coming year. Also, as a result of an audit, there will be a change in the way expenses for bus monitors are

broken out that will reduce the amount covered by grant funding. She discussed some measures that could be implemented to offset the increased expenses including reducing the budgets for field trips, extracurricular, band and athletics, as well as reducing the amount allowed for the gasoline surcharge in the budget. Dr. Griffith was successful in reducing the expenses for transportation expense for homeless students by working with the public transit authority to get bus tickets. Mrs. Robison shared information about a suggestion to pay bus monitor expenses from the Tort Fund and the opinion of the district's attorney with respect to doing so. Motion passed unanimously on voice vote.

**Approval of  
Memorandum  
of  
Understanding  
with the City of  
Collinsville for  
School Resource  
Officer Services  
(Motion Passed)**

16. A motion was made by White and seconded by Soehlke to approve the Memorandum of Understanding with the City of Collinsville for the engagement of School Resource Officers for the 2016-2017 school year, as presented in Exhibit E-10.2. Motion passed unanimously on voice vote.

**Approval of  
Obtaining  
Services of an  
Independent  
Contractor  
(Motion Passed)**

17. A motion was made by White and seconded by Soehlke that the Board approve obtaining the professional services of Vicki Reulecke to serve as a consultant to district administrators, with the consultant services to be identified by the Superintendent, with compensation to be set at \$75 per hour, up to a maximum of 16 hours per week. The Board generally discussed the hours involved and whether the position is that of an employee or independent contractor. Dr. Green said the attorney advised the district that it would be an independent consulting position and not an employee. Mr. Kusmierczak said his vote was not a negative reflection on the individual, but he feels the Board did not receive sufficient information with respect to the proposal. Motion passed on roll call vote as follows: Kusmierczak, no; Craft, yes; Clark, yes; Soehlke, yes; Billy, yes; White, yes; Peccola, yes.

**Authorization  
of Interim  
Expenditure of  
District Funds  
Pending**

18. A motion was made by White and seconded by Soehlke that the Board authorize the interim expenditure of district funds from July 1, 2016 through the date of final approval of the 2017 fiscal budget. Motion passed unanimously on voice vote.

**Approval of  
2017 Fiscal  
Budget  
(Motion Passed)**

**Discussion and  
Development of  
Plan for  
2017-2018  
Budget Cuts**

19. Mr. Peccola said Dr. Green has made a list of recommendations of possible ways to reduce the budget deficit.. Dr. Green said the administration is looking into realigning duties to absorb an administrative position vacancy, and they may or may not recommend it moving forward. Mr. Peccola suggested that Dr. Green and the administration continue to develop the list of possible areas for cutting expenses or increasing revenue, and that they add anything they can think of. The Board is planning a workshop, possibly in October. At that time, they can go through the list and pull off any items that do not have enough support to implement. Mr. Peccola said the district is over a \$1 million in deficit spending, and cuts are going to have to be made. He said it is something the Board will continue looking at.

**Closed Session  
(Motion Passed)**

20. A motion was made by White and seconded by Soehlke that the Board adjourn to Closed Session to discuss appointment, employment, compensation, discipline, performance or dismissal of a specific employee or legal counsel of the public body, pursuant to 5 ILCS 120/2(c)(1); collective negotiating matters or deliberations concerning salary schedules for one or more classes of employees, pursuant to 5 ILCS 120/2(c)(2); and pending or probable litigation against, affecting or on behalf of the public body, pursuant to 5 ILCS 120/2(c)(11). Motion passed on roll call vote as follows: Kusmierczak, yes; Craft, yes; Clark, yes; Soehlke, yes; Billy, yes; White, yes; Peccola, yes. (7:31 p.m.)

**Return to  
Open Session**

21. The Regular Meeting returned to Open Session at 8:53 p.m. Those members present on roll call were: Kusmierczak, Craft, Clark, Soehlke, Billy, White and Peccola.

**Report on  
Closed Session  
Discussion**

22. Mr. White reported that during Closed Session the Board discussed the following:

1. Appointment, employment, compensation, discipline, performance or dismissal of a specific employee or legal counsel of the public body, pursuant to 5 ILCS 120/2(c)(1);
2. Collective negotiating matters or deliberations concerning salary schedules for one or more classes of employees, pursuant to 5 ILCS 120/2(c)(2); and
3. Pending or probable litigation against, affecting or on behalf

of the public body, pursuant to 5 ILCS 120/2(c)(11).

**Acceptance of Resignations of Non-Certified Employees (Motion Passed)**

23. A motion was made by White and seconded by Clark that the resignations of the following people be accepted. Motion passed unanimously on voice vote.

Laura Dean, Educational Assistant for Collinsville High School, effective the end of the 2015-2016 school year;

Monica Velasco, Educational Assistant for Collinsville High School, effective the end of the 2015-2016 school year;

Erin Meyer, Educational Assistant for Collinsville High School, effective the end of the 2015-2016 school year;

Chris Vanderbunt, Educational Assistant for Collinsville High School, effective the end of the 2015-2016 school year;

Christina Schult, Educational Assistant for Dorris Intermediate School, effective the end of the 2015-2016 school year; and

Shannon Weeks, Relief Aide for Twin Echo Elementary School, effective August 1, 2016

**Acceptance of Resignations of Certified Employees (Motion Passed)**

24. A motion was made by White and seconded by Soehlke that the resignation of Megan Frey, Elementary teacher for Webster Elementary School, be accepted effective the end of the 2015-2016 school year; and the resignation of Tiffany Droege, English teacher for Collinsville High School, be accepted effective August 12, 2016. Motion passed unanimously on voice vote.

**Approval of Employment of Certified Employees (Motion Passed)**

25. A motion was made by White and seconded by Kusmierczak that Doug Hansel be approved as a Physical Education teacher for the District; Monica Velasco be approved as an Elementary teacher for the district; and Kaitlynn Alexander be approved as a Physical Education teacher for Collinsville Middle School; effective August 15, 2016, pending employment requirements. Motion passed unanimously on voice vote.

**Approval of Employment of Non-Certified Employees (Motion Passed)**

26. A motion was made by White and seconded by Kusmierczak that Melanie Dailey and Sofia Ortiz-Cortez be approved as 4 ¾ hour per day Relief Aides for Twin Echo Elementary School; Carla Oseguera be approved as a 4 ¾ hour per day Relief Aide for Caseyville Elementary School; and Adam Wolf be approved as a 4 ¾ hour per day Relief Aide for Renfro Elementary School; effective August 17, 2016, pending employment requirements. Motion passed unanimously on voice vote.

**Approval of Employment of**

27. A motion was made by White and seconded by Clark that Emilee Cline be approved as an Educational Assistant split for Twin

- Non-Certified Employees (Motion Passed)** Echo/Summit Elementary School, effective August 15, 2016; and Dawn Brooks be approved as a Cafeteria Monitor for Collinsville High School, effective August 17, 2016 pending employment requirements. Motion passed unanimously on voice vote.
- Acceptance of Resignation of Certified Employee (Motion Passed)** 28. A motion was made by White and seconded by Kusmierczak that the resignation of Dr. Bambi Bethel, Director of Special Education for the District, be accepted effective August 16, 2016. Mr. Peccola said that the Board wishes Dr. Bethel well in her new position. Motion passed unanimously on voice vote.
- Approval to Post Positions (Motion Passed)** 29. A motion was made by White and seconded by Clark to approve posting two Title 1 Aide positions for elementary schools, as shown in Exhibit E-12.7. Motion passed unanimously on voice vote.
- Approval of Employment of Non-Certified Employees (Motion Passed)** 30. A motion was made by White and seconded by Billy that Shequita Weaver, Tracy Humphreys and Annette Benham be approved as Educational Assistants for Collinsville High School; Andrea Moore be approved as an Educational Assistant for Dorris Intermediate School; and Elizabeth Wallace be approved as an Educational Assistant for Webster Elementary School; effective August 15, 2016 pending employment requirements. Motion passed unanimously on voice vote.
- Approval of Band Volunteers (Motion Passed)** 31. A motion was made by White and seconded by Kusmierczak that Dean Anderson, Ashten Perigo, Alfredo Deleon, Brian Munoz, Miguel Gonzales, Jordan Harrington, Sarah Freidel and Connor Blankenship be approved as Band Volunteers for Collinsville High School, effective for the 2016-2017 school year. Motion passed unanimously on voice vote.
- Approval of Employment of Non-Certified Employees (Motion Passed)** 32. A motion was made by White and seconded by Clark that Sabrina Good be approved as an Educational Assistant for Dorris Intermediate School; Danielle Hall and Katherine Marchetti be approved as Educational Assistants for Collinsville High School; and Dayna Chiapelli be transferred from Educational Assistant to Computer Support Specialist for the District; effective August 15, 2016 pending employment requirements. Motion passed unanimously on voice vote.
- Approval of Dismissal of Probationary Non-Certified Employee (Motion Passed)** 33. A motion was made by White and seconded by Kusmierczak that the Board approve the dismissal of Karen Hiles, a probationary non-certified employee, for the reasons set forth in the Superintendent's August 9, 2016 memorandum issued to Hiles, and that her termination be effective immediately. Motion passed on roll call vote as follows: Kusmierczak, yes; Craft, yes; Clark,

yes; Soehlke, yes; Billy, yes; White, yes; Peccola, yes.

**Approval of  
Appointment of  
Interim Special  
Education  
Director  
(Motion Passed)**

34. A motion was made by White and seconded by Soehlke that the Board appoint Ali Underwood to serve as the Interim Special Education Director, effective August 16, 2016, with an annual salary of \$80,000, to be prorated based on a 12 month contract, and said employment shall continue for such period of time as the Board determines. Motion passed on roll call vote as follows: Kusmierczak, yes; Craft, yes; Clark, yes; Soehlke, yes; Billy, yes; White, yes; Peccola, yes.

**Approval to  
Extend the  
Superintendent's  
Employment  
Contract  
(Motion Passed)**

35. A motion was made by White and seconded by Clark that the Board of Education approve an addendum to Dr. Robert Green's current employment contract to extend the contract through June 30, 2018. Motion passed on roll call vote as follows: Kusmierczak, yes; Craft, yes; Clark, yes; Soehlke, yes; Billy, yes; White, yes; Peccola, yes.

**Approval of  
Employment  
of Certified  
Employee  
(Motion Passed)**

36. A motion was made by White and seconded by Soehlke that Christine Jackson be approved as a Special Education teacher for Hollywood Heights Alternative School, effective August 15, 2016, pending employment requirements. Motion passed unanimously on voice vote.

**Approval to Pull  
Item 12.15  
(Motion Passed)**

37. A motion was made by White and seconded by Kusmierczak to pull Item 12.15 from the agenda. Motion passed on roll call vote as follows: Kusmierczak, yes; Craft, yes; Clark, yes; Soehlke, yes; Billy, yes; White, yes; Peccola, yes.

**Approval to Pull  
Item 12.16  
(Motion Passed)**

38. A motion was made by White and seconded by Kusmierczak to pull Item 12.16 from the agenda. Motion passed on roll call vote as follows: Kusmierczak, yes; Craft, yes; Clark, yes; Soehlke, yes; Billy, yes; White, yes; Peccola, yes.

**Approval  
of Coaches  
(Motion Passed)**

39. A motion was made by White and seconded by Craft that the following coaches be approved for Collinsville High School for the 2016-2017 school year. Motion passed unanimously on voice vote.

(Continued)

Melissa Taylor, Assistant Boys' Tennis Coach, with a stipend on Step 1;

Richard Whelan, Assistant Wrestling Coach, with a stipend on Step 15;

Emily Reed, Assistant Girls' Track Coach, with a stipend on Step 1;

Mark Jiles, Assistant Boys' Basketball Coach, with a stipend on Step 14.

**Approval of  
Volunteer  
Coaches  
(Motion Passed)**

40. A motion was made by White and seconded by Kusmierczak that Kayla Hasamear be approved as a Volunteer Cheerleading Coach; Rashell Jones be approved as a Volunteer Dance Coach; and Melissa Taylor be approved as a Volunteer Girls' Tennis Coach for Collinsville High School; effective for the 2016-2017 school year. Motion passed unanimously on voice vote.

**Approval to  
Post Position  
(Motion Passed)**

41. A motion was made by White and seconded by Kusmierczak to approve posting one (1) hearing impairment teacher for the district for the 2016-2017 school year only, as shown in Exhibit E-12.19. Motion passed unanimously on voice vote.

**Adjournment**

42. There being no further business, Mr. Peccola declared the meeting adjourned at 9:05 p.m.

6.2. Approval of September 6, 2016 Board Minutes

**COLLINSVILLE COMMUNITY UNIT SCHOOL DISTRICT NO. 10**  
**COLLINSVILLE, ILLINOIS**  
**Special Meeting, Tuesday, September 6, 2016**

**SUMMARY**

1. Call to Order
2. Roll Call
3. Pledge of Allegiance
4. Audience Input
5. Approval of Co-Op Positions for the 2016-2017 School Year
6. Approval of Amendment to Transportation Contract to Remove Block Heater Requirements
7. Approval of Agreement with Service Employees International Union, Local 316 Custodial and Maintenance Personnel
8. Approval of Agreement with Service Employees International Union, Local 316 Office Employees
9. Closed Session
10. Return to Open Session
11. Report on Closed Session Discussion
12. Acceptance of Resignations of Non-Certified Employees
13. Approval of Employment of Certified Employees
14. Approval of Employment of Non-Certified Employees
15. Approval of Revision for Activity Sponsors at CHS
16. Approval of Employment Contract for Interim Special Education Director
17. Approval of Termination of Non-Certified Employee
18. Approval of Reassignment of Administrator
19. Approval to Employ Title I Director
20. Approval to Employ Director of Student Services
21. Adjournment

**COLLINSVILLE COMMUNITY UNIT SCHOOL DISTRICT NO. 10**  
**COLLINSVILLE, ILLINOIS**  
**Special Meeting, Tuesday, September 6, 2016**  
**6:18 p.m.**

- Call to Order** 1. The Special Meeting of the Board of Education of Collinsville Community Unit School District No. 10 was held on the evening of Tuesday, September 6, 2016, at 6:18 p.m., at the Unit #10 Administrative Annex, 123 West Clay Street, Collinsville, Illinois.
- Roll Call** 2. Those members present were: Dennis Craft; Gary Clark, Treasurer; Jane Soehlke; Theresa Billy, Vice President; Wayne White, Secretary; Gary Peccola, President; and Gary Kusmierczak.
- Pledge of Allegiance** 3. Mr. Peccola led those in attendance in reciting the Pledge of Allegiance.
- Audience Input** 4. Mr. Peccola provided an opportunity for public input and no one sought to be recognized.
- Approval of Co-Op Positions for the 2016-2017 School Year (Motion Passed)** 5. A motion was made by White and seconded by Clark that the Collinsville High School Co-Op Student Positions, as presented in Exhibit E-5.1, be approved for the 2016-2017 school year. Motion passed unanimously on voice vote.
- Approval of Amendment to Transportation Contract to Remove Block Heater Requirements (Motion Passed)** 6. A motion was made by White and seconded by Soehlke that the Board approve removing block heater requirements from the transportation contract as set forth in Exhibit E-5.2. Motion passed on roll call vote as follows: Craft, yes; Clark, yes; Soehlke, yes; Billy, yes; White, yes; Peccola, yes; Kusmierczak, yes.
- Approval of Agreement with Service Employees International Union, Local 316 Custodial and Maintenance Personnel (Motion Passed)** 7. A motion was made by White and seconded by Craft to approve the Agreement Between the Collinsville Unit #10 School District Board of Education and Service Employees International Union, Local 316, Custodial and Maintenance Personnel for the 2016-2017 and 2017-2018 school years, as presented in Exhibit E-5.3. Mr. Kusmierczak said his comments apply to both this contract and the secretaries contract. He feels 16 holidays, 13 sick days, 3 personal days, vacation and breaks are outrageous benefits, so he will be voting against both contracts. Motion passed on roll call vote as follows: Craft, yes; Clark, yes; Soehlke, yes; Billy, yes;

White, yes; Peccola, yes; Kusmierczak, no.

**Approval of Agreement with Service Employees International Union, Local 316 Office Employees (Motion Passed)**

8. A motion was made by White and seconded by Soehlke to approve the Agreement Between the Collinsville Unit #10 School District Board of Education and Service Employees International Union, Local 316 Office Employees for the 2016-2017 and 2017-2018 school years, as presented in Exhibit E-5.4. Motion passed on roll call vote as follows: Craft, abstain; Clark, yes; Soehlke, yes; Billy, yes; White, yes; Peccola, yes; Kusmierczak, no.

**Closed Session (Motion Passed)**

9. A motion was made by White and seconded by Clark that the Board adjourn to Closed Session to discuss appointment, employment, compensation, discipline, performance or dismissal of a specific employee or legal counsel for the public body, pursuant to 5 ILCS 120/2(c)(1); collective negotiating matters or deliberations concerning salary schedules for one or more classes of employees, pursuant to 5 ILCS 120/2(c)(2); and pending or probable litigation against, affecting or on behalf of the public body, pursuant to 5 ILCS 120/2(c)(11). Motion passed on roll call vote as follows: Craft, yes; Clark, yes; Soehlke, yes; Billy, yes; White, yes; Peccola, yes; Kusmierczak, yes. (6:24 p.m.)

**Return to Open Session**

10. The Special Meeting returned to Open Session at 7:37 p.m. Those members present on roll call were: Craft, Clark, Soehlke, Billy, White, Peccola and Kusmierczak.

**Report on Closed Session Discussion**

11. Mr. White reported that during Closed Session the Board discussed the following:
1. Appointment, employment, compensation, discipline, performance or dismissal of a specific employee or legal counsel for the public body, pursuant to 5 ILCS 120/2(c)(1);
  2. Collective negotiating matters or deliberations concerning salary schedules for one or more classes of employees, pursuant to 5 ILCS 120/2(c)(2); and
  3. Pending or probable litigation against, affecting or on behalf of the public body, pursuant to 5 ILCS 120/2(c)(11).

**Acceptance of Resignations of Non-Certified Employees (Motion Passed)**

12. A motion was made by White and seconded by Kusmierczak that the resignation of Katie Stutts, Title 1 Instructional Aide for Kreitner Elementary School, be accepted effective August 19, 2016 and the resignation, due to retirement, of Jeanette Deppe, Educational Assistant for Kreitner Elementary School, be

accepted effective the end of the 2016-2017 school year. Motion passed unanimously on voice vote.

**Approval of  
Employment of  
Certified  
Employees  
(Motion Passed)**

13. A motion was made by White and seconded by Soehlke that Lauren Iler be approved as an English teacher for Collinsville High School effective August 17, 2016, and Heidi Madura be approved as an elementary teacher for the District, effective September 7, 2016, pending certification and employment requirements. Motion passed unanimously on voice vote.

**Approval of  
Employment of  
Non-Certified  
Employees  
(Motion Passed)**

14. A motion was made by White and seconded by Soehlke that Janice Cook be approved as a Cafeteria Monitor for Collinsville Middle School, effective August 17, 2016; Tara Meyer be approved as an Educational Assistant for Dorris Intermediate School, effective September 7, 2016; Rhonda Hammon be approved as a Title I Instructional Aide for Kreitner Elementary School, effective September 6, 2016; and that Carolyn White and Anita Swartz be approved as Title I Instructional Aides for the District, effective September 7, 2016 for 1 year only. Motion passed unanimously on voice vote.

**Approval of  
Revision for  
Activity  
Sponsors at  
CHS  
(Motion Passed)**

15. A motion was made by White and seconded by Kusmierczak that Mary McCoy receive the full sponsor stipend for Key Club and Ashley Kloustermeyer be co-sponsor of the Gay/Straight Alliance, with no stipend, for Collinsville High School for the 2016-2017 school year. Motion passed unanimously on voice vote.

**Approval of  
Employment  
Contract for  
Interim Special  
Education  
Director  
(Motion Passed)**

16. A motion was made by White and seconded by Clark that the Board approve the employment contract to employ Alison Underwood as the Interim Special Education Director for the period August 16, 2016 through June 30, 2017. Motion passed on roll call vote as follows: Craft, yes; Clark, yes; Soehlke, yes; Billy, yes; White, yes; Peccola, yes; Kusmierczak, yes.

**Approval of  
Termination of  
Non-Certified  
Employee  
(Motion Passed)**

17. A motion was made by White and seconded by Clark that the Board of Education terminate non-certified employee Danielle Hall, Educational Assistant for Collinsville High School, effective August 15, 2016. Motion passed unanimously on voice vote.

**Approval of  
Reassignment of  
Administrator  
(Motion Passed)**

18. A motion was made by White and seconded by Clark that the Board approve the reassignment of Dr. John Griffith from Director of Student Services to Principal of Hollywood Heights School, effective with the 2016-2017 school year. Motion passed

unanimously on voice vote.

**Approval to  
Employ Title I  
Director  
(Motion Passed)**

19. A motion was made by White and seconded by Soehlke that the Board approve the employment of Sarah Gray as the Title I Director, effective September 7, 2016. Motion passed unanimously on voice vote.

**Approval to  
Employ Director  
of Student  
Services  
(Motion Passed)**

20. A motion was made by White and seconded by Craft that the Board approve the employment and employment contract, as presented in Exhibit E-7.9, for Brad Hyre as Director of Student Services, effective September 7, 2016. Motion passed on roll call vote as follows: Craft, yes; Clark, yes; Soehlke, yes; Billy, yes; White, yes; Peccola, yes; Kusmierczak, yes.

**Adjournment**

21. There being no further business, Mr. Peccola declared the meeting adjourned at 7:42 p.m.

7. **Approval of Board Bills for September 2016**

# Open Accounts Payable List

Printed: 9/16/2016 8:12 AM

COLLINSVILLE 10

Vendor Name							ExOn		
Invoice #	A.S.N.	Description	Claim #	Batch #	P.O. #	Amount	Date	State Account #	
<b>A &amp; H MECHANICAL</b>									
026753	26082540323G	REP/MAINT SVC HS		950		350.00	9/1/16	20-2540-323-08-22	
026667	26082540323N	REP/MAINT SVC MS		950		535.00	9/1/16	20-2540-323-08-27	
026611	66012540540N	CMS: asphalt, class room update		951		1,420.00	9/1/16	60-2540-540-01-27	
						<u>2,305.00</u>			
<b>AAA SWING CITY MUSIC</b>									
368779	16141130540G	HS BAND/MUSIC EQUIP		950		1,550.00	9/1/16	10-1130-540-14-22	
366727	16932660310U	NETWORK ADMIN CONTRACT? School master		950		280.00	9/1/16	10-2660-310-93-10	
366981	16141130540G	HS BAND/MUSIC EQUIP		951	8816171029	624.90	9/1/16	10-1130-540-14-22	
362826	16141120410N	MS BAND/MUSIC SUPPLIES		951		10.48	9/1/16	10-1120-410-14-27	
368617	16141120410N	MS BAND/MUSIC SUPPLIES		951		35.94	9/1/16	10-1120-410-14-27	
366727	16932660541U	TECHNOLOGY PLAN EQUIPMEN		951		1,404.00	9/1/16	10-2660-541-93-10	
368922	16141120410N	MS BAND/MUSIC SUPPLIES		951		5.99	9/1/16	10-1120-410-14-27	
						<u>3,911.31</u>			
<b>ACE HARDWARE/RENTAL</b>									
123528	26082540410S	MAINT SUPPLIES SUMMIT		950		21.99	9/1/16	20-2540-410-08-29	
123539	26082540410S	MAINT SUPPLIES SUMMIT		950		27.50	9/1/16	20-2540-410-08-29	
123831	260825404101	MAINT SUPPLIES ADMIN BLDG		950		53.00	9/1/16	20-2540-410-08-01	
						<u>102.49</u>			
<b>ACTION PUBLISHING</b>									
106367	16041110410K	KREITNER TEACHER SUPPLIES		950		413.38	9/1/16	10-1110-410-04-25	
						<u>413.38</u>			
<b>ADVANTACLEAN OF MADISON COUNTY</b>									
823	10011710015B	VOC HOUSE PROJECT		951		825.00	9/1/16	10-171-01	
						<u>825.00</u>			
<b>ALLEN, ZACH</b>									
MILEAGE	16263300332U	PREK COORD MILEAGE		950		25.92	9/1/16	10-3300-332-26-370500-10	
						<u>25.92</u>			
<b>ALLEY, DAWN</b>									
MILEAGE	16122130332U	HEALTH CARE PROVIDER TRAVEL		950		34.18	9/1/16	10-2130-332-12-10	
						<u>34.18</u>			
<b>AMERI-CAN PORTABLES</b>									
A30175	26082540324G	REP/MAINT HS ATHL		951		90.00	9/1/16	20-2540-324-08-22	
A30153	26082540323N	REP/MAINT SVC MS		951		90.00	9/1/16	20-2540-323-08-27	
A30171	10011710015B	VOC HOUSE PROJECT,400 E.Church		951		90.00	9/1/16	10-171-01	

# Open Accounts Payable List

Printed: 9/16/2016 8:12 AM

COLLINSVILLE 10

Vendor Name							ExOn	
Invoice #	A.S.N.	Description	Claim #	Batch #	P.O. #	Amount	Date	State Account #
						270.00		
<b>AMERICAN WATER TREATMENT</b>								
2016-2629	26082540323U	BLDGS/GRDS MAINT SVC		950		403.47	9/1/16	20-2540-323-08-10
2016-2812	26082540323U	BLDGS/GRDS MAINT SVC		950		403.47	9/1/16	20-2540-323-08-10
						<u>806.94</u>		
<b>ANDERSON, DEAN</b>								
MILEAGE	160411103304	ELEM IN DIST TRAVL		950		21.44	9/1/16	10-1110-330-04-04
						<u>21.44</u>		
<b>ANDREWS, BRIAN</b>								
MILEAGE	160411103304	ELEM IN DIST TRAVL		950		10.04	9/1/16	10-1110-330-04-04
						<u>10.04</u>		
<b>BATTERIES PLUS BULBS</b>								
378-317445	26072540410U	CUSTODIAL SUPPLIES UNIT		950		683.80	9/1/16	20-2540-410-07-10
378317307	26072540410U	CUSTODIAL SUPPLIES UNIT		951		450.48	9/1/16	20-2540-410-07-10
						<u>1,134.28</u>		
<b>BELLEVILLE FENCE CO</b>								
13566	26082540323X	REP/MAINT SVC WEB ELEM		950		1,865.00	9/1/16	20-2540-323-08-31
13565	260825403231	REP/MAINT SVC ADMIN		950		2,109.00	9/1/16	20-2540-323-08-01
						<u>3,974.00</u>		
<b>BELLEVILLE NEWS/DEMOCRAT</b>								
790000000	160225103501	CSBO ADVERTISING		950		239.25	9/1/16	10-2510-350-02-01
						<u>239.25</u>		
<b>BI-COUNTY GLASS INC.</b>								
2586	26082540324G	REP/MAINT HS ATHL		950		197.80	9/1/16	20-2540-324-08-22
2591	26082540323M	REP/MAINT SVC MARYVILLE		950		462.68	9/1/16	20-2540-323-08-26
MILEAGE	16012110332U	TRUANT OFF TRAVEL (2)		950		458.46	9/1/16	10-2110-332-01-10
						<u>1,118.94</u>		
<b>BLACKARD, SCOTT</b>								
MILEAGE	16012110332U	TRUANT OFF TRAVEL (2)		950		139.32	9/1/16	10-2110-332-01-10
						<u>139.32</u>		
<b>BOHLER, SUSAN</b>								
MILEAGE	16061250332U	16-17 TITLE I TRAV/PURCH SVC		951		20.68	9/1/16	10-1250-332-06-10
						<u>20.68</u>		
<b>BOZEMAN, PATTI</b>								

# Open Accounts Payable List

Printed: 9/16/2016 8:12 AM

COLLINSVILLE 10

Vendor Name						ExOn		
Invoice #	A.S.N.	Description	Claim #	Batch #	P.O. #	Amount	Date	State Account #
REIMBURSE	16492410340G	HS OFFICE POSTAGE/RENTAL		950		19.41	9/1/16	10-2410-340-49-22
						<u>19.41</u>		
<b>BROWN-SABATINO, LISA</b>								
MILEAGE	16122130332U	HEALTH CARE PROVIDER TRAVEL		950		16.96	9/1/16	10-2130-332-12-10
MILEAGE	16122130332U	HEALTH CARE PROVIDER TRAVEL		951		45.14	9/1/16	10-2130-332-12-10
						<u>62.10</u>		
<b>BSN SPORTS</b>								
98077196	16451500421G	X-mas BSKT TOURN Supplies & Ma		950		2,234.16	9/1/16	10-1500-421-45-22
98073903	16451500421G	X-mas BSKT TOURN Supplies & Ma		950		513.60	9/1/16	10-1500-421-45-22
98061097	16451500413G	HS BOYS SOCCER SUPPLIES		950		1,142.76	9/1/16	10-1500-413-45-22
98057540	16461500413G	HS GIRLS SOCCER SUPPLIES		950		201.16	9/1/16	10-1500-413-46-22
						<u>4,091.68</u>		
<b>BULTE COMPANY</b>								
14384	16202530520U	16-17 IDEA Flow Thru Equipment		950	8816171023	4,495.00	9/1/16	10-2530-520-20-462000-10
						<u>4,495.00</u>		
<b>BUZZS AUTOMOTIVE SERVICES</b>								
12430	16242563323U	LUNCH PROG DIST REP MAINT SERV		950		1,491.64	9/1/16	10-2563-323-24-10
12437	26082540323U	BLDGS/GRDS MAINT SVC		950		121.68	9/1/16	20-2540-323-08-10
						<u>1,613.32</u>		
<b>CHEMSEARCHFE</b>								
2402025	26082540410U	MAINT SUPPLIES UNIT		950		147.12	9/1/16	20-2540-410-08-10
2438054	26082540410U	MAINT SUPPLIES UNIT		950		145.00	9/1/16	20-2540-410-08-10
						<u>292.12</u>		
<b>CHS BAND PARENTS ASSOC.</b>								
REIMBURSE	16141130540G	CHS BAND EQUIPMENT		950		649.44	9/1/16	10-1130-540-14-22
REIMBURSE	16141130540G	HS BAND/MUSIC EQUIP		950		490.00	9/1/16	10-1130-540-14-22
REIMBURSE	16141130413G	HS BAND UNIFORMS some replace		950		1,489.84	9/1/16	10-1130-413-14-22
						<u>2,629.28</u>		
<b>CITY OF COLLINSVILLE</b>								
2016PD712	86012310390U	POLICE SECURITY		950		511.02	9/1/16	80-2365-390-01-10
						<u>511.02</u>		
<b>CK POWER</b>								
SV1039793	26082540323G	SINPECTION GENERATOR		950		250.00	9/1/16	20-2540-323-08-22
						<u>250.00</u>		

# Open Accounts Payable List

Printed: 9/16/2016 8:12 AM

COLLINSVILLE 10

Vendor Name							ExOn		
Invoice #	A.S.N.	Description	Claim #	Batch #	P.O. #	Amount	Date	State Account #	
<b>CLEAN THE UNIFORM COMPANY</b>									
31860169	26072540322U	DUST MOP TREATMENT		950		15.84	9/1/16	20-2540-322-07-10	
31856268	26072540322U	DUST MOP TREATMENT		950		27.28	9/1/16	20-2540-322-07-10	
31858222	26072540322U	DUST MOP TREATMENT		950		41.10	9/1/16	20-2540-322-07-10	
31854327	26072540322U	DUST MOP TREATMENT		951		5.00	9/1/16	20-2540-322-07-10	
						<u>89.22</u>			
<b>CLEVELAND, LISA</b>									
REIMBURSE	161411314101	HS CHOIR SUPPLIES		950		108.34	9/1/16	10-1131-410-14-01	
						<u>108.34</u>			
<b>CLINE, EMILEE</b>									
MILEAGE	161226203321	SPEC ED DIR TRAVEL		951		26.68	9/1/16	10-2620-332-12-01	
						<u>26.68</u>			
<b>COLLINS, KIMBERLY</b>									
MILEAGE	16012311332B	Public Relations TRAVEL		950		34.67	9/1/16	10-2311-332-01-20	
						<u>34.67</u>			
<b>COLLINSVILLE ICE &amp; FUEL</b>									
55382	26082540410U	MAINT SUPPLIES UNIT		950		63.86	9/1/16	20-2540-410-08-10	
55333	26082540410G	MAINT SUPPLIES HS		950		185.00	9/1/16	20-2540-410-08-22	
						<u>248.86</u>			
<b>COLLINSVILLE SPORTS STORE</b>									
11081	160223204101	BOARD PLATES		950		14.50	9/1/16	10-2320-410-02-01	
						<u>14.50</u>			
<b>COMMERCIAL TELEPHONE SYSTEMS</b>									
47710	26072540323U	TELEPHONE MAINT SERV		950		360.00	9/1/16	20-2540-323-07-10	
						<u>360.00</u>			
<b>COMPUTYPE COMPUTER SERVICE</b>									
408343	16932660310U	NETWORK ADMIN CONTRACT? School master		950		1,200.00	9/1/16	10-2660-310-93-10	
409249	16932660310U	NETWORK ADMIN CONTRACT? School master		950		1,200.00	9/1/16	10-2660-310-93-10	
						<u>2,400.00</u>			
<b>CONNOR CO.</b>									
S8228213.1	26082540410G	MAINT SUPPLIES HS		950		134.03	9/1/16	20-2540-410-08-22	
S7224137.1	26082540410M	MAINT SUPPLIES MARYVILLE		950		22.17	9/1/16	20-2540-410-08-26	
S7231878.1	26082540410G	MAINT SUPPLIES HS		950		421.21	9/1/16	20-2540-410-08-22	
S7222974.1	26082540410I	MAINT SUPPLIES CIS		950		174.44	9/1/16	20-2540-410-08-33	
S7221058.1	260825404101	MAINT SUPPLIES ADMIN BLDG		950		25.29	9/1/16	20-2540-410-08-01	

# Open Accounts Payable List

Printed: 9/16/2016 8:12 AM

COLLINSVILLE 10

Vendor Name						ExOn		
Invoice #	A.S.N.	Description	Claim #	Batch #	P.O. #	Amount	Date	State Account #
S7219004.1	26082540410U	MAINT SUPPLIES UNIT		950		447.61	9/1/16	20-2540-410-08-10
S7212297.1	26082540410G	MAINT SUPPLIES HS		950		631.50	9/1/16	20-2540-410-08-22
						<u>1,856.25</u>		
<b>COORDINATED YOUTH AND HUMAN SERVICES</b>								
STMT	16924220680U	HS 15-16 MEDICAID TUITION		950		3,440.06	9/1/16	10-4220-680-92-10
						<u>3,440.06</u>		
<b>COST LESS COPY CENTER</b>								
17381	16491130412G	HS WAREHOUSE SUPPLIES (paper)		950		51.00	9/1/16	10-1130-412-49-22
17379	16041110410K	KREITNER TEACHER SUPPLIES		950		36.00	9/1/16	10-1110-410-04-25
17336	16041110410M	MARYVILLE TEACHER SUPPLIES		950		110.50	9/1/16	10-1110-410-04-26
17426	16041110410K	KREITNER TEACHER SUPPLIES		950		108.00	9/1/16	10-1110-410-04-25
						<u>305.50</u>		
<b>CRESCENT PARTS &amp; EQUIPMENT</b>								
3808872400	26082540410K	MAINT SUPPLIES KREITNER		950		250.00	9/1/16	20-2540-410-08-25
						<u>250.00</u>		
<b>CSI</b>								
0000181207	16242562323U	LUNCH PROG REP MAINT SERV		950		232.50	9/1/16	10-2562-323-24-10
						<u>232.50</u>		
<b>CURT SMITH SPORTING GOODS</b>								
206934	16461500417N	MS GIRLS SOFTBALL SUPPLIES		950		492.00	9/1/16	10-1500-417-46-27
						<u>492.00</u>		
<b>CUSTOM HOME ELEVATORS</b>								
STMT	26082540323I	REPAIRS/MAINT DORRIS		950		100.00	9/1/16	20-2540-323-08-33
						<u>100.00</u>		
<b>DA COM CORP</b>								
DRIC417318	16012310311B	UNIT wide COPY SERV non-lease		950		346.18	9/1/16	10-2310-311-01-20
DRIN160279	16012310311B	UNIT wide COPY SERV non-lease		950		169.21	9/1/16	10-2310-311-01-20
DRIC416525	16012310311B	UNIT wide COPY SERV non-lease		950		570.00	9/1/16	10-2310-311-01-20
DRIC416526	16012310311B	UNIT wide COPY SERV non-lease		950		850.00	9/1/16	10-2310-311-01-20
DRIC416527	16012310311B	UNIT wide COPY SERV non-lease		950		691.25	9/1/16	10-2310-311-01-20
DRIC416528	16012310311B	UNIT wide COPY SERV non-lease		950		892.50	9/1/16	10-2310-311-01-20
DRIC416529	16012310311B	UNIT wide COPY SERV non-lease		950		1,020.00	9/1/16	10-2310-311-01-20
DRIC416545	16012310311B	UNIT wide COPY SERV non-lease		950		37.47	9/1/16	10-2310-311-01-20
DRIC416524	16012310311B	UNIT wide COPY SERV non-lease		950		237.50	9/1/16	10-2310-311-01-20
DRIN159752	16012310311B	UNIT wide COPY SERV non-lease		950		153.42	9/1/16	10-2310-311-01-20

# Open Accounts Payable List

Printed: 9/16/2016 8:12 AM

COLLINSVILLE 10

Vendor Name							ExOn		
Invoice #	A.S.N.	Description	Claim #	Batch #	P.O. #	Amount	Date	State Account #	
DRIN160221	16012310311B	UNIT wide COPY SERV non-lease		950		351.33	9/1/16	10-2310-311-01-20	
DRIN160054	16012310311B	UNIT wide COPY SERV non-lease		950		295.39	9/1/16	10-2310-311-01-20	
DRIN160084	16012310311B	UNIT wide COPY SERV non-lease		950		726.81	9/1/16	10-2310-311-01-20	
DRIN160228	16012310311B	UNIT wide COPY SERV non-lease		950		59.21	9/1/16	10-2310-311-01-20	
DRIC415994	16012310311B	UNIT wide COPY SERV non-lease		950		167.46	9/1/16	10-2310-311-01-20	
DRIC415997	16012310311B	UNIT wide COPY SERV non-lease		950		190.22	9/1/16	10-2310-311-01-20	
DRIN159709	16012310311B	UNIT wide COPY SERV non-lease		950		123.92	9/1/16	10-2310-311-01-20	
DRIC416903	16012310311B	UNIT wide COPY SERV non-lease		950		40.00	9/1/16	10-2310-311-01-20	
DRIC416767	16012310311B	UNIT wide COPY SERV non-lease		950		53.13	9/1/16	10-2310-311-01-20	
DRIN160490	16012310311B	UNIT wide COPY SERV non-lease		951		66.17	9/1/16	10-2310-311-01-20	
						7,041.17			
<b>DATAKEEPER TECHNOLOGIES</b>									
15294	16822300332U	VISITTRACKER SUBS		950		225.00	9/1/16	10-2300-332-82-10	
						225.00			
<b>DATAMAX</b>									
1236272	16201220470U	PRO-RATE 16-17 IDEA FT MISC supplies		950		343.50	9/1/16	10-1220-470-20-10	
1229741	16932660410U	TECHNOLOGY GENERAL SUPPLIES		950		2,453.60	9/1/16	10-2660-410-93-10	
1229400	16932660410U	TECHNOLOGY GENERAL SUPPLIES		950		383.71	9/1/16	10-2660-410-93-10	
1229577	16932660410U	TECHNOLOGY GENERAL SUPPLIES		950		773.14	9/1/16	10-2660-410-93-10	
1225207	16201220470U	PRO-RATE 16-17 IDEA FT MISC supplies		950		467.60	9/1/16	10-1220-470-20-10	
1246769	16201220470U	PRO RATE 16-17 IDEA FT MISC supplies		951		605.60	9/1/16	10-1220-470-20-10	
1224246	16201220470U	16-17 IDEA FT MISC supplies		950		2,261.39	9/1/16	10-1220-470-20-10	
1231443	16201220470U	16-17 IDEA FT MISC supplies		950		234.15	9/1/16	10-1220-470-20-10	
1251504	16651800410U	Bilingual materials (Local)		950		95.95	9/1/16	10-1800-410-65-10	
1245604	16201220470U	PRO-RATE 16-17 IDEA FT MISC supplies		950		2,607.45	9/1/16	10-1220-470-20-10	
						10,226.09			
<b>DEAF INC.</b>									
6108	16924220680U	15-16 MEDICAID TUITION		951		135.05	9/1/16	10-4220-680-92-10	
						135.05			
<b>DEANNA C JUMP INC.</b>									
REQUEST	16753700332U	14-15 Title II (4932) TRAVEL		950		2,100.00	9/1/16	10-3700-332-75-10	
						2,100.00			
<b>DELKUS LAWN CARE</b>									
8836	26082540324G	REP/MAINT HS ATHL		951		521.00	9/1/16	20-2540-324-08-22	
8836	26082540323X	REP/MAINT SVC WEB ELEM		951		505.00	9/1/16	20-2540-323-08-31	
						1,026.00			

# Open Accounts Payable List

Printed: 9/16/2016 8:12 AM

COLLINSVILLE 10

Vendor Name							ExOn	
Invoice #	A.S.N.	Description	Claim #	Batch #	P.O. #	Amount	Date	State Account #
<b>DELL COMPUTER CORPORATION</b>								
XK126P9R7	16201220410U	16-17 IDEA FLO THRU SUPPLIES		950		1,079.97	9/1/16	10-1220-410-20-10
						<u>1,079.97</u>		
<b>DIDAX MATH &amp; LITERACY</b>								
108112.1	16201220410U	16-17 IDEA FLO THRU SUPPLIES		950	1617043	57.85	9/1/16	10-1220-410-20-10
108112.2	16201220410U	16-17 IDEA FLO THRU SUPPLIES		950	1617043	49.90	9/1/16	10-1220-410-20-10
						<u>107.75</u>		
<b>edHELPER</b>								
702093319889	16201220314U	HS 16-17 IDEA Flo Thru		950	1617161	39.98	9/1/16	10-1220-314-20-10
702093319889	16201220314U	ELEM 16-17 IDEA Flo Thru		950	1617161	199.70	9/1/16	10-1220-314-20-10
						<u>239.68</u>		
<b>EDWARD DON &amp; COMPANY</b>								
19719672	16242562411U	LUNCH PROG NON FOOD		950		429.92	9/1/16	10-2562-411-24-10
19723184	16242562411U	LUNCH PROG NON FOOD		950		551.55	9/1/16	10-2562-411-24-10
19704263	16242562411U	LUNCH PROG NON FOOD		950		204.74	9/1/16	10-2562-411-24-10
80230173	16242562411U	LUNCH PROG NON FOOD		950		(211.68)	9/1/16	10-2562-411-24-10
						<u>974.53</u>		
<b>ENTERPRISE</b>								
650014700548	46472550333G	HS ATH TRAVEL OTHER		950		152.60	9/1/16	40-2550-333-47-22
						<u>152.60</u>		
<b>ENVIRONMENTAL CONSULTANTS</b>								
8028	86012310390U	MICROBIAL CONSULTING SERV		950		4,176.00	9/1/16	80-2365-390-01-10
						<u>4,176.00</u>		
<b>EPES SOFTWARE</b>								
4111	160225233231	AP/ACT FD REPR/MAINT		950		168.00	9/1/16	10-2523-323-02-01
						<u>168.00</u>		
<b>EPPS, LISA</b>								
MILEAGE	16823300332U	PARENT EDUCATOR MILEAGE		950		25.92	9/1/16	10-3300-332-82-10
						<u>25.92</u>		
<b>EPS SCHOOL SPECIALTY</b>								
10884079	16061250410U	16-17 TITLE I MATERIALS		950	05001933	246.84	9/1/16	10-1250-410-06-10
						<u>246.84</u>		
<b>EXPRESS MEDICAL TRASPORTERS INC</b>								
21603	46012550333U	Regular/Homeless using public buses		950		1,606.00	9/1/16	40-2550-333-01-10

# Open Accounts Payable List

Printed: 9/16/2016 8:12 AM

COLLINSVILLE 10

Vendor Name						ExOn		
Invoice #	A.S.N.	Description	Claim #	Batch #	P.O. #	Amount	Date	State Account #
						1,606.00		
<b>FEDORCHAK, MICHELLE</b>								
MILEAGE	16122113332U	SPEC ED SOC WK TRAVEL		950		37.85	9/1/16	10-2113-332-12-10
						37.85		
<b>FGM, INC.</b>								
16213801-4	26012533311U	ARCH/ENG SVCS		950		960.00	9/1/16	20-2533-311-01-10
						960.00		
<b>FILTER SERVICE OF ST LOUIS</b>								
66135	26082540323I	REPAIRS/MAINT DORRIS		950		792.60	9/1/16	20-2540-323-08-33
66135	26082540323C	REP/MAINT SVC CASEYVILLE		950		312.05	9/1/16	20-2540-323-08-21
66143	26082540323T	REP/MAINT SVC TWIN ECHO		950		233.05	9/1/16	20-2540-323-08-30
65825	26082540323X	REP/MAINT SVC WEB ELEM		950		799.71	9/1/16	20-2540-323-08-31
65825	26082540323J	REP/MAINT SVC JEFFERSON		950		159.30	9/1/16	20-2540-323-08-24
						2,296.71		
<b>FIRE SAFETY SALES &amp; SERV</b>								
237051	96022535323U	H/L/S PROJECTS CONTIGENCY		950		149.25	9/1/16	90-2535-323-02-10
237052	96022535323U	H/L/S PROJECTS CONTIGENCY		950		28.75	9/1/16	90-2535-323-02-10
237053	96022535323U	H/L/S PROJECTS CONTIGENCY		950		66.00	9/1/16	90-2535-323-02-10
237054	96022535323U	H/L/S PROJECTS CONTIGENCY		950		49.75	9/1/16	90-2535-323-02-10
237045	96022535323U	H/L/S PROJECTS CONTIGENCY		950		55.50	9/1/16	90-2535-323-02-10
237046	96022535323U	H/L/S PROJECTS CONTIGENCY		950		59.00	9/1/16	90-2535-323-02-10
237047	96022535323U	H/L/S PROJECTS CONTIGENCY		950		80.00	9/1/16	90-2535-323-02-10
237048	96022535323U	H/L/S PROJECTS CONTIGENCY		950		728.25	9/1/16	90-2535-323-02-10
237049	96022535323U	H/L/S PROJECTS CONTIGENCY		950		74.25	9/1/16	90-2535-323-02-10
237050	96022535323U	H/L/S PROJECTS CONTIGENCY		950		191.00	9/1/16	90-2535-323-02-10
237039	96022535323U	H/L/S PROJECTS CONTIGENCY		950		78.25	9/1/16	90-2535-323-02-10
237034	96022535323U	H/L/S PROJECTS CONTIGENCY		950		2,019.25	9/1/16	90-2535-323-02-10
237035	96022535323U	H/L/S PROJECTS CONTIGENCY		950		1,707.75	9/1/16	90-2535-323-02-10
237037	96022535323U	H/L/S PROJECTS CONTIGENCY		950		157.25	9/1/16	90-2535-323-02-10
						5,444.25		
<b>FIRST STUDENT</b>								
11262260	46012550332B	REG TRANSP FIRST STUDENT 11% increase		950		130,900.40	9/1/16	40-2550-332-01-20
11262260	46122550332B	SPEC ED TRANSP FIRST STUDENT		950		80,560.53	9/1/16	40-2550-332-12-20
11262260	46122550330B	SPEC ED TRASP Bus monitor		950		22,549.55	9/1/16	40-2550-330-12-20
11262260	46022550464B	GASOLINE FIRST STUDENT		950		(220.33)	9/1/16	40-2550-464-02-20
11262260	46012550332I	REG TRANSP Bus Monitor First Student		950		12,061.90	9/1/16	40-2550-332-01-01
11262260	46142550332G	HS BAND TRAVEL 10% cut for FY17		950		231.85	9/1/16	40-2550-332-14-22

# Open Accounts Payable List

Printed: 9/16/2016 8:12 AM

COLLINSVILLE 10

Vendor Name							ExOn		
Invoice #	A.S.N.	Description	Claim #	Batch #	P.O. #	Amount	Date	State Account #	
11262260	46452550332G	HS BOYS ATH TRAVEL FIRST STU		950		1,302.53	9/1/16	40-2550-332-45-22	
11262260	46462550332G	HS GIRLS ATH TRAVL FIRST STU		950		231.85	9/1/16	40-2550-332-46-22	
11262260	46472550332G	HS ATH TRAVEL FIRST STUDENT		950		2,615.73	9/1/16	40-2550-332-47-22	
11262260	46452550332N	MS BOYS ATH TRAVEL FIRST STU		950		1,083.57	9/1/16	40-2550-332-45-27	
11262260	46462550332N	MS GIRLS ATH TRVL FIRST STU		950		1,438.86	9/1/16	40-2550-332-46-27	
						252,756.44			
<b>FITZPATRICK MURPHY BUILDING CONTRACTORS</b>									
PAY APP#4	660125405401	CHS, Restroom, Gym floor, bleachers		951		185,345.00	9/1/16	60-2540-540-01-01	
						185,345.00			
<b>FIVE BELOW</b>									
REQUEST	16841220410G	FY14 DORS/STEP Store Supplies		950		251.00	9/1/16	10-1220-410-84-22	
						251.00			
<b>FLAGHOUSE INC</b>									
P07138060101	16922523410U	16-17 MEDICAID SUPPLIES		950	1617114	22.95	9/1/16	10-2523-410-92-10	
P07138060101	16922523410U	16-17 MEDICAID SUPPLIES		950	1617114	330.90	9/1/16	10-2523-410-92-10	
						353.85			
<b>FLINN SCIENTIFIC, INC.</b>									
1999569	16181130410G	HS SCIENCE SUPPLIES		950	8816171048	552.79	9/1/16	10-1130-410-18-22	
1999265	16181130410G	HS SCIENCE SUPPLIES		950	8816171047	804.17	9/1/16	10-1130-410-18-22	
						1,356.96			
<b>FOLLETT SCHOOL SOLUTIONS INC</b>									
1996303A	16491130420G	HS TEXTBOOKS		950	8816171045	757.35	9/1/16	10-1130-420-49-22	
						757.35			
<b>FORD HOTEL SUPPLY</b>									
1112958	16952210410U	14-15 CTE PROG IMPROV SUPPLIES		951		302.50	9/1/16	10-2210-410-95-10	
						302.50			
<b>FORD PAINTING</b>									
16-128	26082540325U	MISC PAINTING WORK		951		816.00	9/1/16	20-2540-325-08-10	
						816.00			
<b>FOWLER, APRIL</b>									
MILEAGE	16122130332U	HEALTH CARE PROVIDER TRAVEL		950		43.52	9/1/16	10-2130-332-12-10	
						43.52			
<b>FRANCE MECHANICAL CORPORATION</b>									
13024	26082540323X	REP/MAINT SVC WEB ELEM		950		190.00	9/1/16	20-2540-323-08-31	

# Open Accounts Payable List

Printed: 9/16/2016 8:12 AM

COLLINSVILLE 10

Vendor Name							ExOn		
Invoice #	A.S.N.	Description	Claim #	Batch #	P.O. #	Amount	Date	State Account #	
13051	26082540323X	REP/MAINT SVC WEB ELEM		950		981.04	9/1/16	20-2540-323-08-31	
13050	260825403231	REP/MAINT SVC ADMIN		950		190.00	9/1/16	20-2540-323-08-01	
13049	26082540323N	REP/MAINT SVC MS		950		258.15	9/1/16	20-2540-323-08-27	
13048	26082540323R	REP/MAINT SVC RENFRO		950		142.50	9/1/16	20-2540-323-08-28	
						1,761.69			
<b>FRANKLIN, FRANK</b>									
MILEAGE	16012110332U	TRUANT OFF TRAVEL (2)		950		684.72	9/1/16	10-2110-332-01-10	
						684.72			
<b>FRECHMAN, SUSAN</b>									
MILEAGE	160223203321	SUPERINTENDENT TRAVEL		950		10.80	9/1/16	10-2320-332-02-01	
						10.80			
<b>FROST ELECTRIC SUPPLY CO.</b>									
S3670670.1	26082540410G	MAINT SUPPLIES HS		950		136.46	9/1/16	20-2540-410-08-22	
S3671205.1	26082540410G	MAINT SUPPLIES HS		950		115.72	9/1/16	20-2540-410-08-22	
S3673512.1	26082540410N	MAINT SUPPLIES MS		950		6.24	9/1/16	20-2540-410-08-27	
S3674243.1	26082540410R	MAINT SUPPLIES RENFRO		950		17.51	9/1/16	20-2540-410-08-28	
S3661389.1	26082540410R	MAINT SUPPLIES RENFRO		950		153.37	9/1/16	20-2540-410-08-28	
S3665762.1	26082540410N	MAINT SUPPLIES MS		950		15.23	9/1/16	20-2540-410-08-27	
S3665924.1	26082540410N	MAINT SUPPLIES MS		950		76.17	9/1/16	20-2540-410-08-27	
S367612.1	10011710015B	VOC HOUSE PROJECT,400 E.Church		950		354.04	9/1/16	10-171-01	
S3679347.1	10011710015B	VOC HOUSE PROJECT,400 E.Church		950		183.78	9/1/16	10-171-01	
S3677023.1	26082540410G	MAINT SUPPLIES HS		950		12.12	9/1/16	20-2540-410-08-22	
S3676900.1	26082540410G	MAINT SUPPLIES HS		950		6.20	9/1/16	20-2540-410-08-22	
S3675753.1	26082540410N	MAINT SUPPLIES MS		950		189.99	9/1/16	20-2540-410-08-27	
						1,266.83			
<b>GOEKEN, JOYLE</b>									
REIMBURSE	16221120410N	MS MATH SUPPLIES		950		190.00	9/1/16	10-1120-410-22-27	
						190.00			
<b>GONZALEZ, JEANTIELLE</b>									
MILEAGE	16121210332U	SLP CORR IN DIST TRAVEL		950		10.31	9/1/16	10-1210-332-12-10	
						10.31			
<b>GOODHEART WILCOX CO INC</b>									
01535243	16491130414G	HS WORKBOOKS		950	8816171070	54.06	9/1/16	10-1130-414-49-22	
						54.06			
<b>GOPHER PERFORMANCE</b>									

# Open Accounts Payable List

Printed: 9/16/2016 8:12 AM

COLLINSVILLE 10

Vendor Name						ExOn		
Invoice #	A.S.N.	Description	Claim #	Batch #	P.O. #	Amount	Date	State Account #
9204094	16131120410N	MS PE SUPPLIES		950	8816171057	2,500.44	9/1/16	10-1120-410-13-27
						<u>2,500.44</u>		
<b>GRAINGER</b>								
9192908508	26492540540U	STARTER SHELVING		950		1,735.20	9/1/16	20-2540-540-49-10
9188110838	26082540410G	MAINT SUPPLIES HS		950		1,199.52	9/1/16	20-2540-410-08-22
9188110838	26082540410I	MAINT SUPPLIES CIS		950		24.00	9/1/16	20-2540-410-08-33
						<u>2,958.72</u>		
<b>GREEN, ROBERT</b>								
MILEAGE	160223203321	SUPERINTENDENT TRAVEL		950		26.46	9/1/16	10-2320-332-02-01
MILEAGE	160223203321	SUPERINTENDENT TRAVEL		950		11.88	9/1/16	10-2320-332-02-01
						<u>38.34</u>		
<b>GREENSFELDER HEMKER &amp; GALE</b>								
543649	16022319318B	LEGAL SERVICE (student, board)		950		210.00	9/1/16	10-2319-318-02-20
						<u>210.00</u>		
<b>GRIFFITH, JOHN</b>								
REIMBURSE	16022641411U	Student Registration BB1/26/15		950		34.40	9/1/16	10-2641-411-02-10
						<u>34.40</u>		
<b>GUARANTEE ELECTRICAL</b>								
92417	26082540323M	REP/MAINT SVC MARYVILLE		950		223.41	9/1/16	20-2540-323-08-26
						<u>223.41</u>		
<b>GUIN MUNDORF LLC</b>								
29219	16022319318B	LEGAL SERVICE (student, board)		950		4,830.00	9/1/16	10-2319-318-02-20
29219	16012310317B	DUE PROCESS LEGAL (employees)		950		682.50	9/1/16	10-2310-317-01-20
29221	16012310317B	DUE PROCESS LEGAL (employees)		950		8,295.00	9/1/16	10-2310-317-01-20
29222	16022319318B	LEGAL SERVICE (student, board)		950		450.00	9/1/16	10-2319-318-02-20
29223	16022319318B	LEGAL SERVICE (student, board)		950		17,430.00	9/1/16	10-2319-318-02-20
						<u>31,687.50</u>		
<b>HAAKE, JULIE</b>								
MILEAGE	16032410332S	SUMMIT PRIN OFF TRAVEL		950		49.25	9/1/16	10-2410-332-03-29
						<u>49.25</u>		
<b>HADDOCK CORPORATION</b>								
44728	16932660541U	TECHNOLOGY PLAN EQUIPMEN		950		586.00	9/1/16	10-2660-541-93-10
						<u>586.00</u>		
<b>HADDOCK EDUCATION TECHNOLOGIES</b>								

# Open Accounts Payable List

Printed: 9/16/2016 8:12 AM

COLLINSVILLE 10

Vendor Name						ExOn			
Invoice #	A.S.N.	Description	Claim #	Batch #	P.O. #	Amount	Date	State Account #	
44784	16932660541U	TECHNOLOGY PLAN EQUIPMEN		950	18000023	11,575.00	9/1/16	10-2660-541-93-10	
						<u>11,575.00</u>			
<b>HALL, LYNN</b>									
MILEAGE	16122130332U	HEALTH CARE PROVIDER TRAVEL		950		9.18	9/1/16	10-2130-332-12-10	
						<u>9.18</u>			
<b>HANDWRITING WITHOUT TEARS</b>									
1045322	16201220410U	16-17 IDEA FLO THRU SUPPLIES		951	1617064	401.50	9/1/16	10-1220-410-20-10	
						<u>401.50</u>			
<b>HARLAND TECHNOLOGY SERVICES</b>									
13932798	16032410323I	DORRIS PRINCIPAL OFF REP/MAINT		950		850.00	9/1/16	10-2410-323-03-33	
						<u>850.00</u>			
<b>HARRYS CONSULTING AND PEST SUPPLIES</b>									
3191	26082540410U	MAINT SUPPLIES UNIT		950		339.45	9/1/16	20-2540-410-08-10	
						<u>339.45</u>			
<b>HILLYARD</b>									
602197758	26072540410U	CUSTODIAL SUPPLIES UNIT		950		3,412.85	9/1/16	20-2540-410-07-10	
602197758	26072540700U	CUSTODIAL EQUIPMENT		950		3,043.74	9/1/16	20-2540-700-07-10	
						<u>6,456.59</u>			
<b>HOFFARTH, ANNETTE</b>									
MILEAGE	16122130332U	HEALTH CARE PROVIDER TRAVEL		950		31.16	9/1/16	10-2130-332-12-10	
						<u>31.16</u>			
<b>HOPCROFT ELECTRIC INC</b>									
20735	26082540410X	MAINT SUPPLIES WEBSTER		950		89.88	9/1/16	20-2540-410-08-31	
						<u>89.88</u>			
<b>HP PRODUCTS</b>									
12753409	26072540700U	CUSTODIAL EQUIPMENT		950		15,582.63	9/1/16	20-2540-700-07-10	
						<u>15,582.63</u>			
<b>IAASE</b>									
J MURPHY	16202330640U	16-17 IDEA FLO THRU DUES/FEES		950		130.00	9/1/16	10-2330-640-20-462000-10	
RITCHIE	16202330640U	16-17 IDEA FLO THRU DUES/FEES		951		130.00	9/1/16	10-2330-640-20-462000-10	
						<u>260.00</u>			
<b>IASB REGISTRAR</b>									
134037-13	16012310332B	BOARD TRAVEL		950		280.00	9/1/16	10-2310-332-01-20	
134037-15	16012310332B	BOARD TRAVEL		950		280.00	9/1/16	10-2310-332-01-20	

# Open Accounts Payable List

Printed: 9/16/2016 8:12 AM

COLLINSVILLE 10

Vendor Name							ExOn		
Invoice #	A.S.N.	Description	Claim #	Batch #	P.O. #	Amount	Date	State Account #	
134037-14	16012310332B	BOARD TRAVEL		950		280.00	9/1/16	10-2310-332-01-20	
134037-12	16012310332B	BOARD TRAVEL		950		280.00	9/1/16	10-2310-332-01-20	
						1,120.00			
<b>IDN-H.HOFFMAN INC</b>									
4859732-00	26082540410K	MAINT SUPPLIES KREITNER		950		195.30	9/1/16	20-2540-410-08-25	
485759900	26492540540U	LSDA KEY		950		32.94	9/1/16	20-2540-540-49-10	
						228.24			
<b>ILAIMH MEMBERSHIP</b>									
C STARK	16822210332U	14-15 Prev Initiative Prof Tra		950		40.00	9/1/16	10-2210-332-82-10	
REQUEST	16822210332U	14-15 Prev Initiative Prof Tra		950		200.00	9/1/16	10-2210-332-82-10	
						240.00			
<b>ILLINOIS CENTER FOR AUTISM</b>									
STMT	16124220687U	ELEM ILLINOIS CENTER FOR AUTISM		950		8,843.90	9/1/16	10-4220-680-12-10	
STMT	16124220687U	CHS ILLINOIS CENTER FOR AUTISM		950		4,936.10	9/1/16	10-4220-680-12-10	
STMT	16124220687U	HS ILLINOIS CENTER FOR AUTISM		951		5,976.52	9/1/16	10-4220-680-12-10	
STMT	16124220687U	ELEM ILLINOIS CENTER FOR AUTISM		951		10,458.91	9/1/16	10-4220-680-12-10	
						30,215.43			
<b>ILLINOIS PRINCIPAL ASSOC.</b>									
7974890	16052330640U	15-16 TITLE I DUES/FEES		950	05001913	216.00	9/1/16	10-2330-640-05-10	
						216.00			
<b>INDUSTRIAL SOAP CO</b>									
1033544	26072540410U	CUSTODIAL SUPPLIES UNIT		950		1,881.07	9/1/16	20-2540-410-07-10	
1033396	26072540410U	CUSTODIAL SUPPLIES UNIT		950		243.29	9/1/16	20-2540-410-07-10	
1032848	26072540410U	CUSTODIAL SUPPLIES UNIT		950		677.03	9/1/16	20-2540-410-07-10	
1031068	26072540410U	CUSTODIAL SUPPLIES UNIT		950		151.50	9/1/16	20-2540-410-07-10	
1030971	26072540410U	CUSTODIAL SUPPLIES UNIT		950		682.30	9/1/16	20-2540-410-07-10	
1031974	26072540410U	CUSTODIAL SUPPLIES UNIT		950		63.00	9/1/16	20-2540-410-07-10	
1031062	26072540410U	CUSTODIAL SUPPLIES UNIT		950		1,449.99	9/1/16	20-2540-410-07-10	
1030988	26072540410U	CUSTODIAL SUPPLIES UNIT		950		1,246.13	9/1/16	20-2540-410-07-10	
1031547	26072540410U	CUSTODIAL SUPPLIES UNIT		950		177.70	9/1/16	20-2540-410-07-10	
1031574	26072540410U	CUSTODIAL SUPPLIES UNIT		950		678.90	9/1/16	20-2540-410-07-10	
1029798	26072540410U	CUSTODIAL SUPPLIES UNIT		950		2,390.31	9/1/16	20-2540-410-07-10	
1028781	26072540410U	CUSTODIAL SUPPLIES UNIT		950		549.60	9/1/16	20-2540-410-07-10	
1034690	26072540410U	CUSTODIAL SUPPLIES UNIT		951		(169.00)	9/1/16	20-2540-410-07-10	
1034243	26072540410U	CUSTODIAL SUPPLIES UNIT		951		426.00	9/1/16	20-2540-410-07-10	
1034449	26072540410U	CUSTODIAL SUPPLIES UNIT		951		230.56	9/1/16	20-2540-410-07-10	
1034611	26072540410U	CUSTODIAL SUPPLIES UNIT		951		73.08	9/1/16	20-2540-410-07-10	

# Open Accounts Payable List

Printed: 9/16/2016 8:12 AM

COLLINSVILLE 10

Vendor Name						ExOn		
Invoice #	A.S.N.	Description	Claim #	Batch #	P.O. #	Amount	Date	State Account #
						10,751.46		
<b>J.C. SCHULTZ ENTERPRISES</b>								
369535	26072540410U	CUSTODIAL SUPPLIES UNIT		950		498.00	9/1/16	20-2540-410-07-10
						498.00		
<b>J.W. PEPPER &amp; SONS, INC.</b>								
11B96720	16141130410G	HS BAND/MUSIC SUPPLIES		950		979.24	9/1/16	10-1130-410-14-22
						979.24		
<b>JOHNSTONE SUPPLY</b>								
3044536	26082540410T	MAINT SUPPLIES TWIN ECHO		950		13.22	9/1/16	20-2540-410-08-30
3044446	26082540410X	MAINT SUPPLIES WEBSTER		950		18.00	9/1/16	20-2540-410-08-31
3044414	26082540410X	MAINT SUPPLIES WEBSTER		950		7.66	9/1/16	20-2540-410-08-31
3044261	26082540410G	MAINT SUPPLIES HS		950		18.00	9/1/16	20-2540-410-08-22
3044897	26082540410R	MAINT SUPPLIES RENFRO		950		29.80	9/1/16	20-2540-410-08-28
3045693	26082540410M	MAINT SUPPLIES MARYVILLE		951		16.34	9/1/16	20-2540-410-08-26
						103.02		
<b>JOSTENS</b>								
19045731	16012310690B	GRADUATION EXPENSES		950		9.13	9/1/16	10-2310-690-01-20
						9.13		
<b>JWEB NEW MEDIA</b>								
20164582	16932660310U	NETWORK ADMIN CONTRACT? School master		951		385.00	9/1/16	10-2660-310-93-10
						385.00		
<b>KAVALIUNAS, PAM</b>								
REIMBURSE	16041110410M	MARYVILLE TEACHER SUPPLIES		950		32.59	9/1/16	10-1110-410-04-26
REIMBURSE	16041110410M	MARYVILLE TEACHER SUPPLIES		950		24.99	9/1/16	10-1110-410-04-26
REIMBURSE	16032410410M	MARYVILLE PRIN OFF SUPPLIES		950		32.15	9/1/16	10-2410-410-03-26
						89.73		
<b>L KEELEY CONSTRUCTION</b>								
160224001	66012540540N	CMS: asphalt, class room update		950		31,003.00	9/1/16	60-2540-540-01-27
						31,003.00		
<b>LAKESHORE</b>								
4730870816	160411104114	ELEM INSTR SUPPLIES/Mat TEXTS		950	0301848	454.98	9/1/16	10-1110-411-04-04
						454.98		
<b>LANIER, STACY</b>								
REIMBURSE	16012310411U	DISTRICT MIS SUPPLIES		950		221.34	9/1/16	10-2310-411-01-10

# Open Accounts Payable List

Printed: 9/16/2016 8:12 AM

COLLINSVILLE 10

Vendor Name						ExOn		
Invoice #	A.S.N.	Description	Claim #	Batch #	P.O. #	Amount	Date	State Account #
						221.34		
<b>LANTER DISTRIBUTING LLC-SEE SUMMIT FINANCIAL</b>								
S90801	16242562410U	LUNCH PROG COMMODITY FREIGHT		950		437.92	9/1/16	10-2562-410-24-10
S188550	16242562410U	LUNCH PROG COMMODITY FREIGHT		950		2,363.68	9/1/16	10-2562-410-24-10
403477L4	16242562410U	LUNCH PROG COMMODITY FREIGHT		950		159.00	9/1/16	10-2562-410-24-10
						<u>2,960.60</u>		
<b>LEES SPORTS</b>								
80969	16461500420G	HS GIRLS VOLLEYBALL SUPPLIES		950	8816171038	44.64	9/1/16	10-1500-420-46-22
						<u>44.64</u>		
<b>LENSES UNLIMITED</b>								
26897	26082540410N	MAINT SUPPLIES MS		951		127.50	9/1/16	20-2540-410-08-27
						<u>127.50</u>		
<b>LESA</b>								
REQUEST	16753700332U	14-15 Title II (4932) TRAVEL		950		1,213.50	9/1/16	10-3700-332-75-10
						<u>1,213.50</u>		
<b>LIFETOUCH NSS INC.</b>								
2541874	16491130410G	HS MISC SUPPLIES		950		245.00	9/1/16	10-1130-410-49-22
						<u>245.00</u>		
<b>LINCOLN PRARIE BHC</b>								
991151620574	16924220680U	NON SPEC ED 15-16 MEDICAID TUITION		950		300.00	9/1/16	10-4220-680-92-10
						<u>300.00</u>		
<b>LOGOS BIN 630</b>								
15013	16924220680U	HS 15-16 MEDICAID TUITION		950		1,609.63	9/1/16	10-4220-680-92-10
14924	16924220680U	HS 15-16 MEDICAID TUITION		950		3,156.39	9/1/16	10-4220-680-92-10
14961	16924220680U	HS 15-16 MEDICAID TUITION		950		1,170.64	9/1/16	10-4220-680-92-10
						<u>5,936.66</u>		
<b>M.O.W. PRINTING CO.</b>								
73559	16012310412U	HALL PASSES		950		579.08	9/1/16	10-2310-412-01-10
						<u>579.08</u>		
<b>MACGILL</b>								
IN0563848	16012134410U	NURSES STAFF SUPPLIES		950	1617111	966.00	9/1/16	10-2134-410-01-10
IN0563600	16012134412U	BLOODBORNE PATHOGEN SUPPLIES		951	1617109	790.00	9/1/16	10-2134-412-01-10
						<u>1,756.00</u>		
<b>MADISON COUNTY REGIONAL</b>								

# Open Accounts Payable List

Printed: 9/16/2016 8:12 AM

COLLINSVILLE 10

Vendor Name						ExOn		
Invoice #	A.S.N.	Description	Claim #	Batch #	P.O. #	Amount	Date	State Account #
08-2017-10	16924220680U	HS 15-16 MEDICAID TUITION		951		2,160.00	9/1/16	10-4220-680-92-10
						<u>2,160.00</u>		
<b>MADISON COUNTY ROE</b>								
8-2016-10	16924220680U	CHS NON SPEC ED 15-16 MEDICAID TUITION		950		780.00	9/1/16	10-4220-680-92-10
						<u>780.00</u>		
<b>MADISON COUNTY ROE</b>								
FPAUG2016	160226423101	HR BACKGROUND INVESTIGAT		950		714.00	9/1/16	10-2642-310-02-01
						<u>714.00</u>		
<b>MADISON COUNTY TERMITE AND PEST CONTROL</b>								
7465	26072540321U	TRASH REMOVAL & PEST CONTROL		950		1,000.00	9/1/16	20-2540-321-07-10
						<u>1,000.00</u>		
<b>MARXAM LLC</b>								
37941	160225243401	POSTAGE & POSTAGE MACH Rental		950		135.00	9/1/16	10-2524-340-02-01
37940	16492410340G	HS OFFICE POSTAGE/RENTAL		950		135.00	9/1/16	10-2410-340-49-22
						<u>270.00</u>		
<b>MCGINNIS, ANGIE</b>								
MILEAGE	16122130332U	HEALTH CARE PROVIDER TRAVEL		951		42.82	9/1/16	10-2130-332-12-10
						<u>42.82</u>		
<b>MCGRAW-HILL EDUCATION</b>								
92998979001	16061250410U	16-17 TITLE I MATERIALS		950	05001930	837.98	9/1/16	10-1250-410-06-10
93721839001	160411104114	ELEM INSTR SUPPLIES/Mat TEXTS		950	0301849	202.04	9/1/16	10-1110-411-04-04
93820303001	160411104114	ELEM INSTR SUPPLIES/Mat TEXTS		950	0301832	33,027.12	9/1/16	10-1110-411-04-04
						<u>34,067.14</u>		
<b>MCGRAW-HILL</b>								
93052266001	160411104114	ELEM INSTR SUPPLIES/Mat TEXTS		950	0301846	7,871.65	9/1/16	10-1110-411-04-04
						<u>7,871.65</u>		
<b>MEDCO SPORTS MEDICINE</b>								
42116812	16471500417G	ATHLETIC TRAINER SUPPLIES		950	8816171027	36.62	9/1/16	10-1500-417-47-22
42110331	16471500417G	ATHLETIC TRAINER SUPPLIES		950	8816171027	17.34	9/1/16	10-1500-417-47-22
42109103	16141130540G	ATHLETIC TRAINER SUPPLIES		950	8816171028	28.91	9/1/16	10-1130-540-14-22
42107597	16471500417G	ATHLETIC TRAINER SUPPLIES		950	8816171027	1,145.06	9/1/16	10-1500-417-47-22
42107606	16141130540G	ATHLETIC TRAINER SUPPLIES		950	8816171028	1,495.00	9/1/16	10-1130-540-14-22
42115838	16471500417G	HS BAND/MUSIC EQUIP		950	8816171028	130.50	9/1/16	10-1500-417-47-22
						<u>2,853.43</u>		

# Open Accounts Payable List

Printed: 9/16/2016 8:12 AM

COLLINSVILLE 10

Vendor Name							ExOn		
Invoice #	A.S.N.	Description	Claim #	Batch #	P.O. #	Amount	Date	State Account #	
<b>MEYER, MONIQUE</b>									
MILEAGE	16651800332U	Bilingual travel(Local)		950		42.66	9/1/16	10-1800-332-65-10	
						<u>42.66</u>			
<b>MIDWEST EQUIPMENT COMPANY</b>									
815973	16242562411U	LUNCH PROG NON FOOD		951		68.31	9/1/16	10-2562-411-24-10	
						<u>68.31</u>			
<b>MILTON, LEAH</b>									
REIMBURSE	161411104105	ELEM VOCAL MUSIC SUPPLIES		950		30.89	9/1/16	10-1110-410-14-05	
						<u>30.89</u>			
<b>MISSISSIPPI VALLEY INTER-</b>									
STMT	86012310388B	MISS VIC PKG COVERAGE		951		327,615.00	9/1/16	80-2364-388-01-20	
						<u>327,615.00</u>			
<b>MOORE MEDICAL CORP</b>									
991344921	16012134410U	NURSES STAFF SUPPLIES		950	1617112	385.80	9/1/16	10-2134-410-01-10	
99200508	16922523540U	16-17 Medicaid equipment		950	1617146	2,036.88	9/1/16	10-2523-540-92-10	
99134504	16012134412U	BLOODBORNE PATHOGEN SUPPLIES		950	1617107	513.57	9/1/16	10-2134-412-01-10	
						<u>2,936.25</u>			
<b>MTI DISTRIBUTING INC</b>									
108286500	26082540410G	MAINT SUPPLIES HS		951		204.81	9/1/16	20-2540-410-08-22	
						<u>204.81</u>			
<b>MUSIC AND ARTS CENTER</b>									
INV001187475	16141120323N	MS BAND/MUSIC REPAIRS		950		279.15	9/1/16	10-1120-323-14-27	
INV001392929	16141130323G	HS BAND/MUSIC MAINT SVC		950		271.47	9/1/16	10-1130-323-14-22	
INV000694733	16141130323G	HS BAND/MUSIC MAINT SVC		950		165.00	9/1/16	10-1130-323-14-22	
INV000173960	16141130323G	HS BAND/MUSIC MAINT SVC		950		14.95	9/1/16	10-1130-323-14-22	
						<u>730.57</u>			
<b>NEWS2YOU</b>									
3344814	16201220314U	ELEM 16-17 IDEA Flo Thru		950	1617155	169.00	9/1/16	10-1220-314-20-10	
						<u>169.00</u>			
<b>NOBELUS</b>									
SIN022377	16041110410I	DORRIS TEACHER SUPPLIES		950		250.56	9/1/16	10-1110-410-04-33	
						<u>250.56</u>			
<b>NOETH EXCAVATING SYSTEMS INC</b>									
08071604	26082540324G	REP/MAINT HS ATHL		951		680.00	9/1/16	20-2540-324-08-22	

# Open Accounts Payable List

Printed: 9/16/2016 8:12 AM

COLLINSVILLE 10

Vendor Name						ExOn		
Invoice #	A.S.N.	Description	Claim #	Batch #	P.O. #	Amount	Date	State Account #
08131601	10011710015B	VOC HOUSE PROJECT,400 E.Church		951		5,492.46	9/1/16	10-171-01
						<u>6,172.46</u>		
<b>NOONAN, CANDACE</b>								
MILEAGE	16121210332U	SLP CORR IN DIST TRAVEL		950		18.90	9/1/16	10-1210-332-12-10
						<u>18.90</u>		
<b>NOTEFLIGHT LLC</b>								
94155	16932660411U	TECHNOLOGY SOFTWARE		950	18000019	269.00	9/1/16	10-2660-411-93-10
						<u>269.00</u>		
<b>NUWAY CONCRETE FORMS</b>								
1009282	26082540410G	MAINT SUPPLIES HS		950		216.65	9/1/16	20-2540-410-08-22
						<u>216.65</u>		
<b>OCLC</b>								
0000481273	16282220323G	HS MEDIA PURCHASED SVCS		950		807.52	9/1/16	10-2220-323-28-22
						<u>807.52</u>		
<b>ORIENTAL TRADING COMPANY</b>								
679219622-01	16111130410G	HS SOC STUDIES SUPPLIES		950	8816171072	389.50	9/1/16	10-1130-410-11-22
						<u>389.50</u>		
<b>PARENTS AS TEACHERS NATIONAL CENTER</b>								
630074	16822300332U	NA Prev Initiative		950		1,000.00	9/1/16	10-2300-332-82-10
6306369	16822210332U	14-15 Prev Initiative Prof Tra		950		300.00	9/1/16	10-2210-332-82-10
						<u>1,300.00</u>		
<b>PEARSON EDUCATION INC</b>								
4024744775	16061250410U	16-17 TITLE I MATERIALS		950	05001931	62.03	9/1/16	10-1250-410-06-10
4024661080	16061250410U	16-17 TITLE I MATERIALS		950	05001931	496.24	9/1/16	10-1250-410-06-10
4024718402	16061250410U	16-17 TITLE I MATERIALS		950	05001931	62.03	9/1/16	10-1250-410-06-10
						<u>620.30</u>		
<b>PEARSON EDUCATION</b>								
BK81947814	16061250410U	16-17 TITLE I MATERIALS		950	05001931	117.97	9/1/16	10-1250-410-06-10
BK81210286	16061250410U	16-17 TITLE I MATERIALS		950	05001931	67.20	9/1/16	10-1250-410-06-10
						<u>185.17</u>		
<b>PENDLETON, CHRIS</b>								
MILEAGE	16932660332U	TECHNOLOGY Prof TRAVEL		950		35.42	9/1/16	10-2660-332-93-10
MILEAGE	16932660332U	TECHNOLOGY Prof TRAVEL		950		44.33	9/1/16	10-2660-332-93-10
						<u>79.75</u>		

# Open Accounts Payable List

Printed: 9/16/2016 8:12 AM  
 COLLINSVILLE 10

Vendor Name							ExOn		
Invoice #	A.S.N.	Description	Claim #	Batch #	P.O. #	Amount	Date	State Account #	
<b>PETTY, AMELIA</b>									
MILEAGE	16651800332U	Bilingual travel(Local)		950		63.50	9/1/16	10-1800-332-65-10	
						<u>63.50</u>			
<b>PREMIERE SPEAKERS BUREAU INC.</b>									
75479092316	16022210316U	PROF DEVEL CONSUL		950		2,500.00	9/1/16	10-2210-316-02-10	
75479092316	16752210314U	14-15 Title II PURCH SERVICES		950		500.00	9/1/16	10-2210-314-75-10	
						<u>3,000.00</u>			
<b>PRO-ALARM</b>									
125630	26082540323G	REP/MAINT SVC HS		950		325.00	9/1/16	20-2540-323-08-22	
125823	26082540323R	REP/MAINT SVC RENFRO		951		98.00	9/1/16	20-2540-323-08-28	
125822	26082540323I	REPAIRS/MAINT DORRIS		951		72.50	9/1/16	20-2540-323-08-33	
125801	26492540541U	UNIT Wide Security		951		1,200.00	9/1/16	20-2540-541-49-10	
						<u>1,695.50</u>			
<b>QUILL CORPORATION</b>									
C25296	160225104101	CSBO SUPPLIES		950		16.98	9/1/16	10-2510-410-02-01	
8560734	160225704101	SWITCHBOARD OFF SUPPLIES		950		120.79	9/1/16	10-2570-410-02-01	
8306163	16062330410U	16-17 TITLE I MATERIALS		950	05001939	65.56	9/1/16	10-2330-410-06-10	
						<u>203.33</u>			
<b>R. CANN ELECTRIC INC</b>									
1803	16242562323U	LUNCH PROG REP MAINT SERV		950		1,458.00	9/1/16	10-2562-323-24-10	
1791	66012540540X	Webster: bathroom, flooring		950		2,384.00	9/1/16	60-2540-540-01-31	
1801	66012540540N	CMS: asphalt, class room update		950		2,193.00	9/1/16	60-2540-540-01-27	
1800	66012540540N	CMS: asphalt, class room update		950		1,620.00	9/1/16	60-2540-540-01-27	
1798	66012540540N	CMS: asphalt, class room update		950		2,282.00	9/1/16	60-2540-540-01-27	
1797	26082540323K	REP/MAINT SVC KREITNER		950		350.00	9/1/16	20-2540-323-08-25	
1799	26082540323M	REP/MAINT SVC MARYVILLE		950		200.00	9/1/16	20-2540-323-08-26	
1796	26082540323G	REP/MAINT SVC HS		951		250.00	9/1/16	20-2540-323-08-22	
1805	26082540323G	REP/MAINT SVC HS		951		460.00	9/1/16	20-2540-323-08-22	
1806	26082540323N	REP/MAINT SVC MS		951		1,327.00	9/1/16	20-2540-323-08-27	
1807	66012540540G	CHS, Misc		951		13,408.00	9/1/16	60-2540-540-01-22	
						<u>25,932.00</u>			
<b>RAMIREZ, LESLIE</b>									
MILEAGE	16651800332U	Bilingual travel(Local)		950		53.57	9/1/16	10-1800-332-65-10	
						<u>53.57</u>			
<b>RAPTOR TECHNOLOGIES LLC</b>									
68354	86012310390U	VISITOR BADGES		950	8816171800	200.00	9/1/16	80-2365-390-01-10	

# Open Accounts Payable List

Printed: 9/16/2016 8:12 AM

COLLINSVILLE 10

Vendor Name						ExOn		
Invoice #	A.S.N.	Description	Claim #	Batch #	P.O. #	Amount	Date	State Account #
67054	86012310390U	VISITOR BADGES		950	8816171022	100.00	9/1/16	80-2365-390-01-10
						<u>300.00</u>		
<b>REA, SHERRY</b>								
MILEAGE	16122130332U	HEALTH CARE PROVIDER TRAVEL		950		15.71	9/1/16	10-2130-332-12-10
						<u>15.71</u>		
<b>READ NATURALLY</b>								
208819	16481120410U	CHS MS RTI Materials (2ndary)		950	0301852	150.60	9/1/16	10-1120-410-48-10
						<u>150.60</u>		
<b>REPUBLIC SERVICES #350</b>								
350003223913	26072540321U	TRASH REMOVAL & PEST CONTROL		950		4,286.50	9/1/16	20-2540-321-07-10
						<u>4,286.50</u>		
<b>RESOURCES FOR EDUCATORS</b>								
SUBSCRIPTIO	16261125410U	16-17 PRE-K AT RISK SUPPLIES		950		180.00	9/1/16	10-1125-410-26-370500-10
						<u>180.00</u>		
<b>RIFTON EQUIPMENT</b>								
A915Y	16922523540U	16-17 Medicaid equipment		950	1617115	2,025.00	9/1/16	10-2523-540-92-10
						<u>2,025.00</u>		
<b>RITCHIE, KATHIE</b>								
MILEAGE	161226203321	SPEC ED DIR TRAVEL		950		124.58	9/1/16	10-2620-332-12-01
						<u>124.58</u>		
<b>ROBINSON, KEVIN</b>								
MILEAGE	16032410332C	CASEYVILLE PRIN OFF TRAVEL		950		32.29	9/1/16	10-2410-332-03-21
						<u>32.29</u>		
<b>RODS SERVICE, INC.</b>								
00347039	16951448410G	14-15 CTE GRANT IND		950		133.52	9/1/16	10-1448-410-95-22
00346823	16951448410G	14-15 CTE GRANT IND		951		553.62	9/1/16	10-1448-410-95-22
						<u>687.14</u>		
<b>ROYAL PAPER INC.</b>								
CM751364	26072540410U	CUSTODIAL SUPPLIES UNIT		951		(1,718.86)	9/1/16	20-2540-410-07-10
						<u>(1,718.86)</u>		
<b>ROYAL PAPER INC</b>								
B767874-1	26072540410U	CUSTODIAL SUPPLIES UNIT		950		1,313.28	9/1/16	20-2540-410-07-10
771263	26072540410U	CUSTODIAL SUPPLIES UNIT		950		850.32	9/1/16	20-2540-410-07-10
767874-1	26072540410U	CUSTODIAL SUPPLIES UNIT		950		889.60	9/1/16	20-2540-410-07-10

# Open Accounts Payable List

Printed: 9/16/2016 8:12 AM

COLLINSVILLE 10

Vendor Name						ExOn		
Invoice #	A.S.N.	Description	Claim #	Batch #	P.O. #	Amount	Date	State Account #
767874	26072540410U	CUSTODIAL SUPPLIES UNIT		950		891.40	9/1/16	20-2540-410-07-10
						<u>3,944.60</u>		
<b>RP LUMBER</b>								
1609346066	10011710015B	VOC HOUSE PROJECT,400 E.Church		951		89.60	9/1/16	10-171-01
1609346535	10011710015B	VOC HOUSE PROJECT,400 E.Church		951		2,175.03	9/1/16	10-171-01
1609347449	10011710015B	VOC HOUSE PROJECT,400 E.Church		951		90.00	9/1/16	10-171-01
1609347469	10011710015B	VOC HOUSE PROJECT,400 E.Church		951		67.00	9/1/16	10-171-01
1609339413	10011710015B	VOC HOUSE PROJECT,400 E.Church		951		933.37	9/1/16	10-171-01
1609339380	10011710015B	VOC HOUSE PROJECT,400 E.Church		951		1,036.73	9/1/16	10-171-01
1609339434	10011710015B	VOC HOUSE PROJECT,400 E.Church		951		2,840.91	9/1/16	10-171-01
						<u>7,232.64</u>		
<b>SCHINDLER ELEVATOR CORPORATION</b>								
8104350786	96022535323U	ELEVATOR SERVICE AGREEMENT		950		3,983.04	9/1/16	90-2535-323-02-10
						<u>3,983.04</u>		
<b>SCHOLASTIC INC</b>								
M5885808	16201220314U	16-17 IDEA Flo Thru		950	1617015	82.40	9/1/16	10-1220-314-20-10
						<u>82.40</u>		
<b>SCHOLASTIC</b>								
13550089	16061250410U	16-17 TITLE I MATERIALS		950	05001929	40.86	9/1/16	10-1250-410-06-10
						<u>40.86</u>		
<b>SCHOOL IMPROVEMENT SERVICES</b>								
STMT	16754190332U	14-15 Title II (4932) PUR SVC		951		2,377.00	9/1/16	10-4190-332-75-10
						<u>2,377.00</u>		
<b>SCHOOL OUTFITTERS</b>								
INV12091596	16201220410U	16-17 IDEA FLO THRU SUPPLIES		950	1617030	710.93	9/1/16	10-1220-410-20-10
						<u>710.93</u>		
<b>SCHOOL SPECIALTY SUPPLY</b>								
204500482443	16201220410U	16-17 IDEA FLO THRU SUPPLIES		950	1617037	113.80	9/1/16	10-1220-410-20-10
208117027084	16201220410U	16-17 IDEA FLO THRU SUPPLIES		950	1617150	69.54	9/1/16	10-1220-410-20-10
208116862181	16201220410U	16-17 IDEA FLO THRU SUPPLIES		950	1617038	(10.45)	9/1/16	10-1220-410-20-10
208116863874	16201220410U	16-17 IDEA FLO THRU SUPPLIES		950	1617038	8.23	9/1/16	10-1220-410-20-10
20811671031	16201220410U	16-17 IDEA FLO THRU SUPPLIES		950	1617038	102.70	9/1/16	10-1220-410-20-10
308102539700	16201220410U	16-17 IDEA FLO THRU SUPPLIES		950	1617049	130.04	9/1/16	10-1220-410-20-10
						<u>413.86</u>		

SCHOWALTER & JABOURI

Specialized Data Systems, Inc.

D:\TS\Collinsville\sds\8\Finance\Swf\_APS4.RPT

# Open Accounts Payable List

Printed: 9/16/2016 8:12 AM

COLLINSVILLE 10

Vendor Name						ExOn		
Invoice #	A.S.N.	Description	Claim #	Batch #	P.O. #	Amount	Date	State Account #
185784	16012313317B	AUDIT SCHOOL DISTRICT 10		950		13,750.00	9/1/16	10-2313-317-01-20
185784	160123103111	CONSULTING SERVICES		950		2,750.00	9/1/16	10-2310-311-01-01
						<u>16,500.00</u>		
<b>SCHWIERJOHN, BRENT</b>								
MILEAGE	16122140332U	PSYCHOLOGIST TRAVEL		951		24.03	9/1/16	10-2140-332-12-10
						<u>24.03</u>		
<b>SHELTON, CASSANDRA</b>								
MILEAGE	16012110332U	TRUANT OFF TRAVEL (2)		950		37.80	9/1/16	10-2110-332-01-10
						<u>37.80</u>		
<b>SHERWIN-WILLIAMS</b>								
4677-9	26082540325U	MISC PAINTING WORK		950		215.20	9/1/16	20-2540-325-08-10
7537-3	26082540325U	MISC PAINTING WORK		950		70.01	9/1/16	20-2540-325-08-10
1636-4	26082540325U	MISC PAINTING WORK		950		211.75	9/1/16	20-2540-325-08-10
4573-0	26082540325U	MISC PAINTING WORK		950		250.58	9/1/16	20-2540-325-08-10
4552-4	26082540325U	MISC PAINTING WORK		950		135.64	9/1/16	20-2540-325-08-10
4519-3	26082540325U	MISC PAINTING WORK		950		119.52	9/1/16	20-2540-325-08-10
4431-1	26082540325U	MISC PAINTING WORK		950		56.87	9/1/16	20-2540-325-08-10
4267-9	26082540325U	MISC PAINTING WORK		950		21.47	9/1/16	20-2540-325-08-10
4308-1	26082540325U	MISC PAINTING WORK		950		430.49	9/1/16	20-2540-325-08-10
7305-5	26082540325U	MISC PAINTING WORK		950		742.00	9/1/16	20-2540-325-08-10
						<u>2,253.53</u>		
<b>SHRED-IT</b>								
9411838183	16202330360U	16-17 IDEA FLO THRU Shredding/Printing		950		30.00	9/1/16	10-2330-360-20-10
9411837993	16012310311U	Shredding District (No SP ED)		950		21.50	9/1/16	10-2310-311-01-10
9411837991	16012310311U	Shredding District (No SP ED)		950		43.21	9/1/16	10-2310-311-01-10
9411419204	16202330360U	16-17 IDEA FLO THRU Shredding/Printing		950		47.50	9/1/16	10-2330-360-20-10
						<u>142.21</u>		
<b>SISOA</b>								
F1510	16471500410G	MISC ATH DIR SUPPLIES		950		70.00	9/1/16	10-1500-410-47-22
						<u>70.00</u>		
<b>SMALLWOOD LOCK SUPPLY INC.</b>								
457445	26082540410N	MAINT SUPPLIES MS		951		692.30	9/1/16	20-2540-410-08-27
						<u>692.30</u>		
<b>SODEXHO INC. &amp; AFFILIATES</b>								
1001003838	16242560310U	LUNCH PROG CONT FOOD SVC CHGS		950		61,923.30	9/1/16	10-2560-310-24-10

# Open Accounts Payable List

Printed: 9/16/2016 8:12 AM

COLLINSVILLE 10

Vendor Name							ExOn		
Invoice #	A.S.N.	Description	Claim #	Batch #	P.O. #	Amount	Date	State Account #	
001	16012310332U	PROF DEV ORIENTATION/MEETINGS		951		123.50	9/1/16	10-2310-332-01-10	
002	16012310332U	PROF DEV ORIENTATION/MEETINGS		951		275.00	9/1/16	10-2310-332-01-10	
						62,321.80			
<b>SODEXHO INC</b>									
5	16471500410G	MISC ATH DIR SUPPLIES		950		15.00	9/1/16	10-1500-410-47-22	
						15.00			
<b>SOUTHWESTERN ATHLETIC OFFICIALS ASSOCIATION</b>									
2016-5	16471500410G	MISC ATH DIR SUPPLIES		950		75.00	9/1/16	10-1500-410-47-22	
						75.00			
<b>SOUTHWESTERN MATH CONFERENCE</b>									
STMT	16491130333G	SMC MATH CONTEST		950		100.00	9/1/16	10-1130-333-49-22	
						100.00			
<b>SPATES, LAURA</b>									
MILEAGE	16122140332U	PSYCHOLOGIST TRAVEL		950		30.18	9/1/16	10-2140-332-12-10	
						30.18			
<b>SPECIALIZED DATA SYSTEMS</b>									
41797	160226604102	ACC SOFTWARE, SDS Worxtime		951		750.00	9/1/16	10-2660-410-02-02	
						750.00			
<b>STARK, CHRISTY</b>									
MILEAGE	16823300332U	14-15 Prev Initiative Prof Tr		950		44.82	9/1/16	10-3300-332-82-10	
						44.82			
<b>STATE FIRE MARSHAL</b>									
9561692	96022535323U	STEEL FAB CERT FEE		950		70.00	9/1/16	90-2535-323-02-10	
						70.00			
<b>STEPHAN, CHRISTOPHER</b>									
126	16932660310U	PROJECTOR CLEANING		950		75.00	9/1/16	10-2660-310-93-10	
						75.00			
<b>STEVE VENTO MUSIC</b>									
STMT	16141130410G	MARCHING BAND ARRANGEMENT		950		4,000.00	9/1/16	10-1130-410-14-22	
						4,000.00			
<b>STEVE WEISS MUSIC</b>									
683216A	16141130410G	HS BAND/MUSIC SUPPLIES		950		589.53	9/1/16	10-1130-410-14-22	
						589.53			

# Open Accounts Payable List

Printed: 9/16/2016 8:12 AM

COLLINSVILLE 10

Vendor Name							ExOn		
Invoice #	A.S.N.	Description	Claim #	Batch #	P.O. #	Amount	Date	State	Account #
<b>STREAMWOOD BEHAVIORAL HEALTHCARE SYSTEM</b>									
2183	16924220680U	15-16 MEDICAID TUITION		950		420.00	9/1/16	10-4220-680-92-10	
						<u>420.00</u>			
<b>SUPERIOR TEXT</b>									
0162534	16491130414G	HS WORKBOOKS		950	8816171071	88.50	9/1/16	10-1130-414-49-22	
						<u>88.50</u>			
<b>TEACHER DIRECT</b>									
P46394810001	16381220410U	16-17 IDEA PRESCHOOL SUPPLIES		950	1617132	102.33	9/1/16	10-1220-410-38-10	
						<u>102.33</u>			
<b>TEACHING STRATEGIES FOR EARLY CHILDHOOD</b>									
Q04374	16261125314U	16-17 PRE-K AT RISK INSTR SVCS		951		3,588.75	9/1/16	10-1125-314-26-370500-10	
						<u>3,588.75</u>			
<b>TECH ELECTRONICS INC</b>									
i160809304	26082540323X	REP/MAINT SVC WEB ELEM		950		454.78	9/1/16	20-2540-323-08-31	
						<u>454.78</u>			
<b>THOMPSON, LAURA</b>									
mileage	16932660332U	TECHNOLOGY Prof TRAVEL		950		88.67	9/1/16	10-2660-332-93-10	
						<u>88.67</u>			
<b>TRANE</b>									
1248693X	26082540410N	MAINT SUPPLIES MS		950		353.12	9/1/16	20-2540-410-08-27	
1358385X	26082540410G	MAINT SUPPLIES HS		950		1,548.03	9/1/16	20-2540-410-08-22	
1358349X	26082540410G	MAINT SUPPLIES HS		950		3,592.42	9/1/16	20-2540-410-08-22	
1397245X	26082540323N	REP/MAINT SVC MS		950		100.00	9/1/16	20-2540-323-08-27	
1400903X	26082540410N	MAINT SUPPLIES MS		950		126.40	9/1/16	20-2540-410-08-27	
						<u>5,719.97</u>			
<b>TRIARCO</b>									
31787	16091120410N	MS ART SUPPLIES		950	8816171030	479.36	9/1/16	10-1120-410-09-27	
						<u>479.36</u>			
<b>ULINE</b>									
79012408	16041110410X	WEBSTER ELEM TEACHER SUPPLIES		950	8816171017	49.77	9/1/16	10-1110-410-04-31	
79164590	16041110410M	MARYVILLE TEACHER SUPPLIES		950	8816171054	49.85	9/1/16	10-1110-410-04-26	
79570394	26072540411U	FURNITURE		950	8816171065	148.92	9/1/16	20-2540-411-07-10	
						<u>248.54</u>			

**VARSITY SPIRIT FASHIONS**

# Open Accounts Payable List

Printed: 9/16/2016 8:12 AM

COLLINSVILLE 10

Vendor Name							ExOn	
Invoice #	A.S.N.	Description	Claim #	Batch #	P.O. #	Amount	Date	State Account #
REQUEST	16461500414G	HS Girls Cheerleading Supplie		950		450.00	9/1/16	10-1500-414-46-22
						<u>450.00</u>		
<b>VILLA LIGHTING SUPPLY</b>								
S2407789.1	26082540410U	MAINT SUPPLIES UNIT		950		263.20	9/1/16	20-2540-410-08-10
						<u>263.20</u>		
<b>VILLAGE LOCKSMITH</b>								
19545	26082540410R	MAINT SUPPLIES RENFRO		950		4.35	9/1/16	20-2540-410-08-28
19532	26082540410G	MAINT SUPPLIES HS		950		9.45	9/1/16	20-2540-410-08-22
						<u>13.80</u>		
<b>VIRCO MFG CO</b>								
91707607	16922523410U	16-17 MEDICAID SUPPLIES		950	1617156	105.88	9/1/16	10-2523-410-92-10
91712049	160411104104	ELEM DESKS/CHAIRS		950	8816171044	14,224.80	9/1/16	10-1110-410-04-04
						<u>14,330.68</u>		
<b>WARDS NATURAL SCIENCE</b>								
8046036046	16181130410G	HS SCIENCE SUPPLIES		950	8816171082	24.64	9/1/16	10-1130-410-18-22
8046025082	16181130410G	HS SCIENCE SUPPLIES		950	8816171082	212.75	9/1/16	10-1130-410-18-22
8045754044	16181130410G	HS SCIENCE SUPPLIES		950	8816171049	257.45	9/1/16	10-1130-410-18-22
						<u>494.84</u>		
<b>WATTS COPY SYSTEMS, INC.</b>								
667184	16012310311B	UNIT wide COPY SERV non-lease		950		96.35	9/1/16	10-2310-311-01-20
667232	16012310311B	UNIT wide COPY SERV non-lease		950		401.26	9/1/16	10-2310-311-01-20
672444	16012310311B	UNIT wide COPY SERV non-lease		950		75.55	9/1/16	10-2310-311-01-20
672292	16012310311B	UNIT wide COPY SERV non-lease		950		124.00	9/1/16	10-2310-311-01-20
672445	16012310311B	UNIT wide COPY SERV non-lease		950		251.45	9/1/16	10-2310-311-01-20
670743	16012310311B	UNIT wide COPY SERV non-lease		950		269.11	9/1/16	10-2310-311-01-20
671044	16012310311B	UNIT wide COPY SERV non-lease		950		131.24	9/1/16	10-2310-311-01-20
671827	16012310311B	UNIT wide COPY SERV non-lease		950		59.21	9/1/16	10-2310-311-01-20
673780	16012310311B	UNIT wide COPY SERV non-lease		951		415.75	9/1/16	10-2310-311-01-20
674679	16012310311B	UNIT wide COPY SERV non-lease		951		101.33	9/1/16	10-2310-311-01-20
674678	16012310311B	UNIT wide COPY SERV non-lease		951		716.86	9/1/16	10-2310-311-01-20
669124	16012310311B	UNIT wide COPY SERV non-lease		951		1,672.02	9/1/16	10-2310-311-01-20
						<u>4,314.13</u>		
<b>WEGENER, KRISTIN</b>								
REIMBURSE	16951421410G	14-15 CTE GRANT FAM CONSUMER		951		147.14	9/1/16	10-1421-410-95-22
						<u>147.14</u>		

# Open Accounts Payable List

Printed: 9/16/2016 8:12 AM

COLLINSVILLE 10

Vendor Name						ExOn		
Invoice #	A.S.N.	Description	Claim #	Batch #	P.O. #	Amount	Date	State Account #
<b>WESTERN SPECIALTY CONTRACTORS</b>								
34952	66012540540C	Caseyville: waterproofing and flooring		950		6,100.00	9/1/16	60-2540-540-01-21
34949	66012540540N	CMS: asphalt, class room update		950		1,977.00	9/1/16	60-2540-540-01-27
34937	660125405401	CHS, Restroom, Gym floor, bleachers		950		2,805.00	9/1/16	60-2540-540-01-01
34934	660125405401	CHS, Restroom, Gym floor, bleachers		950		24,000.00	9/1/16	60-2540-540-01-01
34929	660125405401	CHS, Restroom, Gym floor, bleachers		950		2,091.00	9/1/16	60-2540-540-01-01
35670	66012540540C	Caseyville: waterproofing and flooring		951		13,000.00	9/1/16	60-2540-540-01-21
35668	660125405401	CHS, Restroom, Gym floor, bleachers		951		3,000.00	9/1/16	60-2540-540-01-01
35669	660125405401	CHS, Restroom, Gym floor, bleachers		951		7,550.00	9/1/16	60-2540-540-01-01
						<u>60,523.00</u>		
<b>WILKE, JENNIFER</b>								
MILEAGE	16122130332U	HEALTH CARE PROVIDER TRAVEL		950		11.88	9/1/16	10-2130-332-12-10
						<u>11.88</u>		
<b>WILLIAM BEDELL ACHIEVEMENT &amp; RESOURCE CTR</b>								
STMT	16124220681U	TUITION WILLIAM BEDELL		950		22,606.22	9/1/16	10-4220-680-12-10
						<u>22,606.22</u>		
<b>WILLIAMS OFFICE PRODUCTS</b>								
25877-1	16041110410I	DORRIS TEACHER SUPPLIES		950		43.44	9/1/16	10-1110-410-04-33
25867-1	16041110410S	SUMMIT TEACHER SUPPLIES		950		125.70	9/1/16	10-1110-410-04-29
25736-1	16041110410I	DORRIS TEACHER SUPPLIES		950		142.04	9/1/16	10-1110-410-04-33
25658-1	16041110410J	JEFFERSON TEACHER SUPPLIES		950		125.98	9/1/16	10-1110-410-04-24
25715-1	16041110410M	MARYVILLE TEACHER SUPPLIES		950		34.90	9/1/16	10-1110-410-04-26
25691-1	16041110410M	MARYVILLE TEACHER SUPPLIES		950		809.81	9/1/16	10-1110-410-04-26
25717-1	16041110410I	DORRIS TEACHER SUPPLIES		950		22.00	9/1/16	10-1110-410-04-33
25679-1	16041110410I	DORRIS TEACHER SUPPLIES		950		51.93	9/1/16	10-1110-410-04-33
25085	16041110410R	RENFRO TEACHER SUPPLIES		950		19.90	9/1/16	10-1110-410-04-28
25748-1	16022523410I	AP ACT FD OFF SUPPLIES		950		10.99	9/1/16	10-2523-410-02-01
25084	26072540411U	FURNITURE		950		854.00	9/1/16	20-2540-411-07-10
25065	16202330410U	16-17 IDEA FLO THRU SUPPLIES		950		53.27	9/1/16	10-2330-410-20-10
25064	16202330410U	16-17 IDEA FLO THRU SUPPLIES		950		21.70	9/1/16	10-2330-410-20-10
25680-1	16022523410I	AP ACT FD OFF SUPPLIES		950		5.99	9/1/16	10-2523-410-02-01
25681-1	16022510410I	CSBO SUPPLIES		950		31.48	9/1/16	10-2510-410-02-01
25694-1	16022510410I	CSBO SUPPLIES		950		25.99	9/1/16	10-2510-410-02-01
25616-0	16041110410I	DORRIS TEACHER SUPPLIES		950		72.93	9/1/16	10-1110-410-04-33
25599-1	16041110410R	RENFRO TEACHER SUPPLIES		950		164.05	9/1/16	10-1110-410-04-28
25581-1	16481120411N	MS WAREHOUSE Paper		950		220.43	9/1/16	10-1120-411-48-27
25600-1	16041110410C	CASEYVILLE TEACHER SUPPLIES		950		312.45	9/1/16	10-1110-410-04-21
25551-1	16041110410I	DORRIS TEACHER SUPPLIES		950		47.92	9/1/16	10-1110-410-04-33

# Open Accounts Payable List

Printed: 9/16/2016 8:12 AM

COLLINSVILLE 10

Vendor Name							ExOn		
Invoice #	A.S.N.	Description	Claim #	Batch #	P.O. #	Amount	Date	State Account #	
25586-1	16041110410T	TWIN ECHO TEACHER SUPPLIES		950		133.47	9/1/16	10-1110-410-04-30	
25371-1	16041110410J	JEFFERSON TEACHER SUPPLIES		950		118.72	9/1/16	10-1110-410-04-24	
25355-1	16041110410C	CASEYVILLE TEACHER SUPPLIES		950		465.36	9/1/16	10-1110-410-04-21	
25314-1	16041110410I	DORRIS TEACHER SUPPLIES		950		56.64	9/1/16	10-1110-410-04-33	
25397-1	16022524410I	PAYROLL OFF SUPPLIES		950		13.99	9/1/16	10-2524-410-02-01	
25253-0	16041110410K	KREITNER TEACHER SUPPLIES		950		1,284.03	9/1/16	10-1110-410-04-25	
25321-0	16041110410K	KREITNER TEACHER SUPPLIES		950		291.98	9/1/16	10-1110-410-04-25	
25477-1	16041110410K	KREITNER TEACHER SUPPLIES		950		10.99	9/1/16	10-1110-410-04-25	
25692-1	16041110410K	KREITNER TEACHER SUPPLIES		950		87.42	9/1/16	10-1110-410-04-25	
25825-1	16041110410K	KREITNER TEACHER SUPPLIES		950		68.84	9/1/16	10-1110-410-04-25	
25834-1	16041110410K	KREITNER TEACHER SUPPLIES		950		37.76	9/1/16	10-1110-410-04-25	
25844-1	16041110410X	WEBSTER ELEM TEACHER SUPPLIES		950		376.57	9/1/16	10-1110-410-04-31	
25155-1	16201220410U	16-17 IDEA FLO THRU SUPPLIES		950		799.96	9/1/16	10-1220-410-20-10	
20910A1	16201220410U	16-17 IDEA FLO THRU SUPPLIES		950		575.35	9/1/16	10-1220-410-20-10	
25439-1	16041110410J	JEFFERSON TEACHER SUPPLIES		950		44.37	9/1/16	10-1110-410-04-24	
25467-1	16041110410C	CASEYVILLE TEACHER SUPPLIES		950		15.49	9/1/16	10-1110-410-04-21	
25480-0	16242562411U	LUNCH PROG NON FOOD		950		63.72	9/1/16	10-2562-411-24-10	
25521-1	16022570410I	SWITCHBOARD OFF SUPPLIES		950		10.36	9/1/16	10-2570-410-02-01	
25494-1	16022570410I	SWITCHBOARD OFF SUPPLIES		950		19.94	9/1/16	10-2570-410-02-01	
25495-1	16022570410I	SWITCHBOARD OFF SUPPLIES		950		11.29	9/1/16	10-2570-410-02-01	
25456-1	16041110410M	MARYVILLE TEACHER SUPPLIES		950		207.82	9/1/16	10-1110-410-04-26	
25345-1	16282220410G	HS MEDIA CENTER BOOKS		950		188.97	9/1/16	10-2220-410-28-22	
25183-1	16201220410U	16-17 IDEA FLO THRU SUPPLIES		950	1617143	1,141.50	9/1/16	10-1220-410-20-10	
25850-1	16481120410N	MS MISC SUPPLIES		950		108.91	9/1/16	10-1120-410-48-27	
25626-0	16491130412G	HS WAREHOUSE SUPPLIES (paper)		950		363.97	9/1/16	10-1130-412-49-22	
25730-1	16041110410J	JEFFERSON TEACHER SUPPLIES		950		184.44	9/1/16	10-1110-410-04-24	
25729-1	16491130412G	HS WAREHOUSE SUPPLIES (paper)		950		8.28	9/1/16	10-1130-412-49-22	
25923-1	16041110410R	RENFRO TEACHER SUPPLIES		951		226.03	9/1/16	10-1110-410-04-28	
25926-1	16041110410I	DORRIS TEACHER SUPPLIES		951		30.93	9/1/16	10-1110-410-04-33	
25870-0	16491130412G	HS WAREHOUSE SUPPLIES (paper)		951		849.05	9/1/16	10-1130-412-49-22	
25567-1	16202330410U	16-17 IDEA FLO THRU SUPPLIES		951	1617159	93.21	9/1/16	10-2330-410-20-10	
25469-1	16202330410U	16-17 IDEA FLO THRU SUPPLIES		951	1617152	104.26	9/1/16	10-2330-410-20-10	
25508-1	16202330410U	16-17 IDEA FLO THRU SUPPLIES		951	1617154	389.91	9/1/16	10-2330-410-20-10	
25431-1	16491130412G	HS WAREHOUSE SUPPLIES (paper)		951		1,081.31	9/1/16	10-1130-412-49-22	
25828-1	16041110410T	TWIN ECHO TEACHER SUPPLIES		951		31.92	9/1/16	10-1110-410-04-30	
						12,693.66			
<b>WINTERS, KIMBERLY</b>									
MILEAGE	16122130332U	HEALTH CARE PROVIDER TRAVEL		950		14.85	9/1/16	10-2130-332-12-10	
						14.85			

# Open Accounts Payable List

Printed: 9/16/2016 8:12 AM

COLLINSVILLE 10

Vendor Name							ExOn	
Invoice #	A.S.N.	Description	Claim #	Batch #	P.O. #	Amount	Date	State Account #
<b>WJR TECHNOLOGIES</b>								
11997	16201220410U	16-17 IDEA FLO THRU SUPPLIES		950		1,500.00	9/1/16	10-1220-410-20-10
						<u>1,500.00</u>		
<b>WOODWIND &amp; BRASSWIND</b>								
ARINV3219694	161411104105	ELEM VOCAL MUSIC SUPPLIES		950	8816171035	910.35	9/1/16	10-1110-410-14-05
						<u>910.35</u>		
<b>XEROX CORPORATION</b>								
085781701	16012310311B	UNIT wide COPY SERV non-lease		950		332.75	9/1/16	10-2310-311-01-20
085981446	160225743231	CENT DUPL REPAIR/MAINT()		950		1,407.90	9/1/16	10-2574-323-02-01
						<u>1,740.65</u>		
<b>YORK INTERNATIONAL CORPORATION</b>								
810989400	26082540410G	MAINT SUPPLIES HS		950		8.54	9/1/16	20-2540-410-08-22
812277100	26082540410M	MAINT SUPPLIES MARYVILLE		951		123.82	9/1/16	20-2540-410-08-26
						<u>132.36</u>		
						<u><u>\$1,353,877.51</u></u>		<b>Report Total</b>

# Open Accounts Payable Fund Totals

Printed: 9/16/2016 8:13 AM  
COLLINSVILLE 10

Fund Code	Description	Batch #	Amount
10	Education Fund	950	377,396.47
20	Oper, Build, & Maint Fund	951	79,688.69
40	Transportation Fund	950	254,515.04
60	Capital Projects	951	300,178.00
80	Tort Fund	950	332,602.02
90	Fire Prevention and Safety Fund	950	9,497.29
<b>Report Total</b>			<b><u>\$1,353,877.51</u></b>

# Open Accounts Payable List

Printed: 9/16/2016 8:14 AM

COLLINSVILLE 10

Vendor Name								Due	
Invoice #	A.S.N.	Description	Claim #	Batch #	P.O. #	Dir. Dep.	Amount	Date	State Account #
<b>ALLDATA</b>									
FW579858	16761400410A	GRANT CTE SOFTWARE		950		0.00	975.00	9/15/16	10-1400-410-76
						<u>0.00</u>	<u>975.00</u>		
<b>ALS AUTOMOTOVE</b>									
05HQ7627	16871447410A	AUTO BODY SUPPLIES		950		0.00	123.36	9/15/16	10-1447-410-87
05HQ7441	16871447410A	AUTO BODY SUPPLIES		950		0.00	118.80	9/15/16	10-1447-410-87
05HQ4661	16871447410A	AUTO BODY SUPPLIES		950		0.00	82.62	9/15/16	10-1447-410-87
						<u>0.00</u>	<u>324.78</u>		
<b>CAR CRAFT</b>									
SUBSCRIPT	16951400412A	VOC GENL WORK BOOKS		950		0.00	14.97	9/15/16	10-1400-412-95
						<u>0.00</u>	<u>14.97</u>		
<b>CERTIFIT</b>									
19-152	16871447410A	AUTO BODY SUPPLIES		950		0.00	62.80	9/15/16	10-1447-410-87
						<u>0.00</u>	<u>62.80</u>		
<b>COLLER INDUSTRIES, INC.</b>									
474166A	16951400411A	VOC GENL Student Supplies		950		0.00	6.88	9/15/16	10-1400-411-95
						<u>0.00</u>	<u>6.88</u>		
<b>COLLINSVILLE COMM UNIT 10</b>									
WAREHOUSE	26952540411A	MAINTANCE SUPPLIES		950		0.00	136.35	9/15/16	20-2540-411-95
WAREHOUSE	26952540411A	MAINTANCE SUPPLIES		950		0.00	74.78	9/15/16	20-2540-411-95
WAREHOUSE	16952410410A	VOC OFFICE SUPPLIES		950		0.00	131.00	9/15/16	10-2410-410-95
WAREHOUSE	16891446410A	BLDG TRADES SUPPLIES		950		0.00	17.60	9/15/16	10-1446-410-89
WAREHOUSE	16871447410A	AUTO BODY SUPPLIES		950		0.00	17.60	9/15/16	10-1447-410-87
WAREHOUSE	26952540411A	MAINT SUPPLIES		950		0.00	74.44	9/15/16	20-2540-411-95
						<u>0.00</u>	<u>451.77</u>		
<b>DATAMAX</b>									
1247875	16951400410A	VOC GENL SUPPLIES		950		0.00	52.95	9/15/16	10-1400-410-95
						<u>0.00</u>	<u>52.95</u>		
<b>ELECTUDE USA</b>									
USA2016024	16761400410A	GRANT CTE SOFTWARE		950	99001440	0.00	2,746.00	9/15/16	10-1400-410-76
						<u>0.00</u>	<u>2,746.00</u>		
<b>FILTER SERVICE OF ST LOUIS</b>									
66143	26952540323A	REPAIRS AND MAINT SVCS		950		0.00	312.05	9/15/16	20-2540-323-95
						<u>0.00</u>	<u>312.05</u>		

# Open Accounts Payable List

Printed: 9/16/2016 8:14 AM

COLLINSVILLE 10

Vendor Name								Due	
Invoice #	A.S.N.	Description	Claim #	Batch #	P.O. #	Dir. Dep.	Amount	Date	State Account #
<b>HANKINS, KATHY</b>									
REIMBURSE	16762210410A	GRANT CTE SUPPLIES		950		0.00	96.12	9/15/16	10-2210-410-76
						<u>0.00</u>	<u>96.12</u>		
<b>HERITAGE FOODSERVICE</b>									
3789787IN	26952540323A	REPAIRS AND MAINT SVCS		950		0.00	447.65	9/15/16	20-2540-323-95
						<u>0.00</u>	<u>447.65</u>		
<b>JOHNSTONE SUPPLY</b>									
3045321	26952540411A	MAINTANCE SUPPLIES		950		0.00	31.79	9/15/16	20-2540-411-95
						<u>0.00</u>	<u>31.79</u>		
<b>JOURNAL OF LIGHT CONSTRUCTION</b>									
SUBSCRIPT	16951400412A	VOC GENL WORK BOOKS		950		0.00	59.40	9/15/16	10-1400-412-95
						<u>0.00</u>	<u>59.40</u>		
<b>LICKENBROCK &amp; SONS</b>									
044074	16871447410A	AUTO BODY SUPPLIES		950		0.00	62.64	9/15/16	10-1447-410-87
044158	16881447410A	AUTO MECH SUPPLIES		950		0.00	607.64	9/15/16	10-1447-410-88
044157	16762210413A	CTE supply		950		0.00	98.56	9/15/16	10-2210-413-76
						<u>0.00</u>	<u>768.84</u>		
<b>MATCO TOOLS</b>									
19492794	16881447410A	AUTO MECH SUPPLIES		950	99001443	0.00	303.65	9/15/16	10-1447-410-88
19492794	16762210413A	CTE supply		950	99001443	0.00	990.03	9/15/16	10-2210-413-76
19492794	16761400540A	GRANT CTE EQUIP		950	99001443	0.00	627.16	9/15/16	10-1400-540-76
						<u>0.00</u>	<u>1,920.84</u>		
<b>MJ KELLNER</b>									
987678	16762210413A	CTE supply		950		0.00	437.70	9/15/16	10-2210-413-76
						<u>0.00</u>	<u>437.70</u>		
<b>MODEER, SHERRY</b>									
REIMBURSE	16762210413A	CTE supply		950		0.00	161.36	9/15/16	10-2210-413-76
						<u>0.00</u>	<u>161.36</u>		
<b>OREILLY AUTOMOTIVE</b>									
1068238534	16871447410A	AUTO BODY SUPPLIES		950		0.00	43.47	9/15/16	10-1447-410-87
1068238318	16871447410A	AUTO BODY SUPPLIES		950		0.00	22.80	9/15/16	10-1447-410-87
						<u>0.00</u>	<u>66.27</u>		
<b>OVERHEAD DOOR COMPANY</b>									
504492	26952540323A	REPAIRS AND MAINT SVCS		950		0.00	289.00	9/15/16	20-2540-323-95

# Open Accounts Payable List

Printed: 9/16/2016 8:14 AM

COLLINSVILLE 10

Vendor Name								Due	
Invoice #	A.S.N.	Description	Claim #	Batch #	P.O. #	Dir. Dep.	Amount	Date	State Account #
						0.00	289.00		
<b>PAK MAIL</b>									
REQUEST	16952410340A	VOC SCH SUPR OFF POSTAGE		950		0.00	23.77	9/15/16	10-2410-340-95
						0.00	23.77		
<b>POPULAR MECHANICS</b>									
SUBSCRIPT	16951400412A	VOC GENL WORK BOOKS		950		0.00	15.97	9/15/16	10-1400-412-95
						0.00	15.97		
<b>REPUBLIC SERVICES #350</b>									
350-322391	26952540321A	TRASH REMOVAL		950		0.00	476.28	9/15/16	20-2540-321-95
						0.00	476.28		
<b>RODS SERVICE, INC.</b>									
00347036	16951417410A	VOC GENL IND OCCUP WELD GASES		950		0.00	80.53	9/15/16	10-1417-410-95
00347038	16951417410A	VOC GENL IND OCCUP WELD GASES		950		0.00	153.12	9/15/16	10-1417-410-95
00347037	10-2525-690-00	ACCOUNTING ADJUSTMENT		950		0.00	33.52	9/15/16	10-2525-690-00
00346822	10-2525-690-00	ACCOUNTING ADJUSTMENT		950		0.00	220.83	9/15/16	10-2525-690-00
						0.00	488.00		
<b>ST. LOUIS SAFETY</b>									
556662	16871447410A	AUTO BODY SUPPLIES		950		0.00	122.88	9/15/16	10-1447-410-87
556662	16881447410A	AUTO MECH SUPPLIES		950		0.00	122.87	9/15/16	10-1447-410-88
						0.00	245.75		
<b>STUMPF WELDING SUPPLIES</b>									
20539	26952540323A	REPAIRS AND MAINT SVCS		950		0.00	197.90	9/15/16	20-2540-323-95
						0.00	197.90		
<b>TIRE SHREDDERS</b>									
255899	16881447410A	AUTO MECH SUPPLIES		950		0.00	202.00	9/15/16	10-1447-410-88
						0.00	202.00		
<b>TRANE</b>									
1350601X	26952540411A	MAINTANCE SUPPLIES		950		0.00	405.30	9/15/16	20-2540-411-95
1349731X	26952540411A	MAINTANCE SUPPLIES		950		0.00	124.75	9/15/16	20-2540-411-95
						0.00	530.05		
<b>USI, INC.</b>									
W011602301	16762210413A	CTE supply		950	99001445	0.00	45.80	9/15/16	10-2210-413-76
0380720701	16762210413A	CTE supply		950		0.00	109.70	9/15/16	10-2210-413-76
W011602301	16762210413A	CTE supply		950		0.00	(37.00)	9/15/16	10-2210-413-76

# Open Accounts Payable List

Printed: 9/16/2016 8:14 AM

COLLINSVILLE 10

Vendor Name								Due	
Invoice #	A.S.N.	Description	Claim #	Batch #	P.O. #	Dir. Dep.	Amount	Date	State Account #
						0.00	118.50		
<b>WELCH, ALAN</b>									
REIMBURSE	16871447410A	AUTO BODY SUPPLIES		950		0.00	154.87	9/15/16	10-1447-410-87
						0.00	154.87		
<b>WILLIAMS OFFICE PRODUCTS</b>									
25815-1	16952410410A	VOC OFFICE SUPPLIES		950	99001448	0.00	11.54	9/15/16	10-2410-410-95
25318-1	16952410410A	VOC OFFICE SUPPLIES		950	99001437	0.00	52.01	9/15/16	10-2410-410-95
						0.00	63.55		
						<u>\$0.00</u>	<u>\$11,742.81</u>	<b>Report Total</b>	

# Open Accounts Payable Fund Totals

Printed: 9/16/2016 8:16 AM  
COLLINSVILLE 10

Fund Code	Description	Batch #	Amount
10	Education Fund	950	9,172.52
20	Oper, Build, & Maint Fund	950	2,570.29
<b>Report Total</b>			<u><u>\$11,742.81</u></u>

# Paid Accounts Payable by Check Number

Printed: 9/14/2016 11:34 AM  
COLLINSVILLE 10

Invoice #	A.S.N.	Vendor Name	Description	Batch #	P.O. #	Check Date	Expense on Date	Check #	Amount	State Account #
3864012173	260725404661	AMEREN ILLINOIS	ELECTRICITY ADMIN BLDG & ANNEX	803		8/3/16	8/1/16	99263	99.30	20-2540-466-07-01
3864012173	260725404651		NATURAL GAS ADMIN BLDG	803		8/3/16	8/1/16	99263	47.73	20-2540-465-07-01
7416548493	26072540466H		ELECTRICITY HOLLY HGTS	803		8/3/16	8/1/16	99263	937.27	20-2540-466-07-23
7416548493	26072540465H		NATURAL GAS HOLLYWOOD HEIGHT	803		8/3/16	8/1/16	99263	103.06	20-2540-465-07-23
1593028029	10011710015B		VOC HOUSE PROJECT,400 E.Church	803		8/3/16	8/1/16	99263	17.99	10-171-01
								<b>Total</b>	1,205.35	
REIMBURSE	16052210332U	BOHLER, SUSAN	15-16 TITLE I PROF TRAVEL	803		8/3/16	8/1/16	99264	406.05	10-2210-332-05-10
								<b>Total</b>	406.05	
834578202016	26012549323U	CHARTER COMMUNICATIONS	FIBER WAN NETWORK	803		8/3/16	8/1/16	99265	21.09	20-2549-323-01-10
								<b>Total</b>	21.09	
CMS 5500	16022525690U	COLLINSVILLE UNIT 10 TRUST 8	ACCOUNTING ADJUSTMENT	803		8/3/16	8/1/16	99266	1,397.00	10-2525-690-02-10
								<b>Total</b>	1,397.00	
CO2011 2695	26492540540U	COLLINSVILLE UNIT 10 TRUST 8	CONTINGENCY	803		8/3/16	8/1/16	99267	500.00	20-2540-540-49-10
CO2015 2680	26492540540U		CONTINGENCY	803		8/3/16	8/1/16	99267	219.96	20-2540-540-49-10
								<b>Total</b>	719.96	
19105017	26012549325U	DA-COM CORP	COPIER/PRINTER COMP Oper LEASE	803		8/3/16	8/1/16	99268	396.00	20-2549-325-01-10
								<b>Total</b>	396.00	
D SNIDER	16752210332U	ILLINOIS PRINCIPALS ASSN	ED LEADERS FALL CONF	803		8/3/16	8/1/16	99269	359.00	10-2210-332-75-10
								<b>Total</b>	359.00	
0110100000	26072540370K	MOUNDS PUBLIC WATER DIST.	WATER & SEWER KREITNER	803		8/3/16	8/1/16	99270	19.33	20-2540-370-07-25
0110200000	26072540370K		WATER & SEWER KREITNER	803		8/3/16	8/1/16	99270	19.33	20-2540-370-07-25
0110300000	26072540370K		WATER & SEWER KREITNER	803		8/3/16	8/1/16	99270	19.33	20-2540-370-07-25
								<b>Total</b>	57.99	
1064823	16012310410B	PURITAN SPRINGS BOTTLED W	BOARD SUPPLIES	803		8/3/16	8/1/16	99271	47.00	10-2310-410-01-20
								<b>Total</b>	47.00	
1512205447	10011710015B	RP LUMBER	VOC HOUSE PROJECT,400 E.Church	803		8/3/16	8/1/16	99272	525.18	10-171-01
1603105217	10011710015B		VOC HOUSE PROJECT,400 E.Church	803		8/3/16	8/1/16	99272	2,848.66	10-171-01
1604161792	10011710015B		VOC HOUSE PROJECT,400 E.Church	803		8/3/16	8/1/16	99272	474.32	10-171-01
								<b>Total</b>	3,848.16	
017231903642	16201220410U	SYNCHRONY BANK/AMAZON	14-15 IDEA FLO THRU SUPPLIES	803	161702!	8/3/16	8/1/16	99273	69.99	10-1220-410-20-10

Specialized Data Systems, Inc.

D:\TS\Collinsville\sds\8\Finance\Swf\_APC7.RPT

# Paid Accounts Payable by Check Number

Printed: 9/14/2016 11:34 AM  
COLLINSVILLE 10

Invoice #	A.S.N.	Vendor Name	Description	Batch #	P.O. #	Check Date	Expense on Date	Check #	Amount	State Account #
017238383131	16201220410U		14-15 IDEA FLO THRU SUPPLIES	803	161702	8/3/16	8/1/16	99273	69.99	10-1220-410-20-10
099890480221	16202150410U		14-15 IDEA FLO THRU SUPPLIES	803	161713	8/3/16	8/1/16	99273	55.08	10-2150-410-20-10
017237356197	16201220410U		14-15 IDEA FLO THRU SUPPLIES	803	161702	8/3/16	8/1/16	99273	69.99	10-1220-410-20-10
246318501972	16201220410U		14-15 IDEA FLO THRU SUPPLIES	803	161705	8/3/16	8/1/16	99273	60.71	10-1220-410-20-10
200109488436	16201220410U		14-15 IDEA FLO THRU SUPPLIES	803	161703	8/3/16	8/1/16	99273	99.99	10-1220-410-20-10
200109476915	16201220410U		14-15 IDEA FLO THRU SUPPLIES	803	161703	8/3/16	8/1/16	99273	63.63	10-1220-410-20-10
246316840620	16201220410U		14-15 IDEA FLO THRU SUPPLIES	803	161705	8/3/16	8/1/16	99273	50.72	10-1220-410-20-10
034264391306	16202150410U		14-15 IDEA FLO THRU SUPPLIES	803	161709	8/3/16	8/1/16	99273	5.19	10-2150-410-20-10
034264391306	16201220410U		14-15 IDEA FLO THRU SUPPLIES	803	161709	8/3/16	8/1/16	99273	49.81	10-1220-410-20-10
272759153548	16201220410U		14-15 IDEA FLO THRU SUPPLIES	803	161709	8/3/16	8/1/16	99273	10.95	10-1220-410-20-10
268701415386	16202150410U		14-15 IDEA FLO THRU SUPPLIES	803	161709	8/3/16	8/1/16	99273	23.08	10-2150-410-20-10
070858705762	16201220410U		14-15 IDEA FLO THRU SUPPLIES	803	161703	8/3/16	8/1/16	99273	95.65	10-1220-410-20-10
215952280234	16201220410U		14-15 IDEA FLO THRU SUPPLIES	803	161706	8/3/16	8/1/16	99273	43.19	10-1220-410-20-10
221988600634	16201220410U		14-15 IDEA FLO THRU SUPPLIES	803	161704	8/3/16	8/1/16	99273	49.96	10-1220-410-20-10
216016730150	16201220410U		14-15 IDEA FLO THRU SUPPLIES	803	161705	8/3/16	8/1/16	99273	51.73	10-1220-410-20-10
215954561249	16201220410U		14-15 IDEA FLO THRU SUPPLIES	803	161706	8/3/16	8/1/16	99273	88.18	10-1220-410-20-10
039771531769	16202110410U		14-15 IDEA FLO THRU SUPPLIES	803	161707	8/3/16	8/1/16	99273	49.95	10-2110-410-20-10
070856185879	16201220410U		14-15 IDEA FLO THRU SUPPLIES	803	161703	8/3/16	8/1/16	99273	10.55	10-1220-410-20-10
194395133155	16202150410U		14-15 IDEA FLO THRU SUPPLIES	803	161709	8/3/16	8/1/16	99273	23.99	10-2150-410-20-10
125672118991	16201220410U		14-15 IDEA FLO THRU SUPPLIES	803	161706	8/3/16	8/1/16	99273	15.99	10-1220-410-20-10
209842455529	16201220410U		14-15 IDEA FLO THRU SUPPLIES	803	161709	8/3/16	8/1/16	99273	31.96	10-1220-410-20-10
106951401420	16202110410U		14-15 IDEA FLO THRU SUPPLIES	803	161707	8/3/16	8/1/16	99273	51.95	10-2110-410-20-10
260905035800	16202110410U		14-15 IDEA FLO THRU SUPPLIES	803	161708	8/3/16	8/1/16	99273	55.99	10-2110-410-20-10
150949844423	16202110410U		14-15 IDEA FLO THRU SUPPLIES	803	161708	8/3/16	8/1/16	99273	33.70	10-2110-410-20-10
200108731968	16201220410U		14-15 IDEA FLO THRU SUPPLIES	803	161703	8/3/16	8/1/16	99273	11.49	10-1220-410-20-10
213412291626	16202110410U		14-15 IDEA FLO THRU SUPPLIES	803	161707	8/3/16	8/1/16	99273	88.26	10-2110-410-20-10
163123033738	16202150410U		14-15 IDEA FLO THRU SUPPLIES	803	161709	8/3/16	8/1/16	99273	89.73	10-2150-410-20-10
162508866213	16382150410U		14-15 IDEA PRESCHOOL SUPPLIES	803	161709	8/3/16	8/1/16	99273	129.00	10-2150-410-38-10
175679698943	16202110410U		14-15 IDEA FLO THRU SUPPLIES	803	161707	8/3/16	8/1/16	99273	29.14	10-2110-410-20-10
240317121797	16201220410U		14-15 IDEA FLO THRU SUPPLIES	803	161714	8/3/16	8/1/16	99273	174.95	10-1220-410-20-10

Specialized Data Systems, Inc.

D:\TS\Collinsville\sds\8\Finance\Swf\_APC7.RPT

# Paid Accounts Payable by Check Number

Printed: 9/14/2016 11:34 AM  
COLLINSVILLE 10

Invoice #	A.S.N.	Vendor Name	Description	Batch #	P.O. #	Check Date	Expense on Date	Check #	Amount	State Account #
124819456200	16201220410U		14-15 IDEA FLO THRU SUPPLIES	803	161713	8/3/16	8/1/16	99273	44.69	10-1220-410-20-10
007346152790	16201220410U		14-15 IDEA FLO THRU SUPPLIES	803	161713	8/3/16	8/1/16	99273	33.80	10-1220-410-20-10
007344115996	16201220410U		14-15 IDEA FLO THRU SUPPLIES	803	161713	8/3/16	8/1/16	99273	47.52	10-1220-410-20-10
007349332168	16201220410U		14-15 IDEA FLO THRU SUPPLIES	803	161713	8/3/16	8/1/16	99273	71.28	10-1220-410-20-10
007343591072	16201220410U		14-15 IDEA FLO THRU SUPPLIES	803	161713	8/3/16	8/1/16	99273	117.70	10-1220-410-20-10
130359854869	16201220410U		14-15 IDEA FLO THRU SUPPLIES	803	161713	8/3/16	8/1/16	99273	756.00	10-1220-410-20-10
222889929484	16201220410U		14-15 IDEA FLO THRU SUPPLIES	803	161713	8/3/16	8/1/16	99273	150.00	10-1220-410-20-10
007346480850	16201220410U		14-15 IDEA FLO THRU SUPPLIES	803	161713	8/3/16	8/1/16	99273	69.90	10-1220-410-20-10
240310143199	16201220410U		14-15 IDEA FLO THRU SUPPLIES	803	161714	8/3/16	8/1/16	99273	79.90	10-1220-410-20-10
118988264795	16201220410U		14-15 IDEA FLO THRU SUPPLIES	803	161713	8/3/16	8/1/16	99273	239.86	10-1220-410-20-10
124816894864	16201220410U		14-15 IDEA FLO THRU SUPPLIES	803	161713	8/3/16	8/1/16	99273	958.70	10-1220-410-20-10
007349959376	16201220410U		14-15 IDEA FLO THRU SUPPLIES	803	161713	8/3/16	8/1/16	99273	540.92	10-1220-410-20-10
007345957810	16201220410U		14-15 IDEA FLO THRU SUPPLIES	803	161713	8/3/16	8/1/16	99273	305.70	10-1220-410-20-10
095922716638	16202110410U		14-15 IDEA FLO THRU SUPPLIES	803	161708	8/3/16	8/1/16	99273	60.23	10-2110-410-20-10
095922716638	16201220410U		14-15 IDEA FLO THRU SUPPLIES	803	161708	8/3/16	8/1/16	99273	24.76	10-1220-410-20-10
095921578693	16202110410U		14-15 IDEA FLO THRU SUPPLIES	803	161708	8/3/16	8/1/16	99273	9.18	10-2110-410-20-10
095921578693	16201220410U		14-15 IDEA FLO THRU SUPPLIES	803	161708	8/3/16	8/1/16	99273	3.78	10-1220-410-20-10
213417561786	16202110410U		14-15 IDEA FLO THRU SUPPLIES	803	161707	8/3/16	8/1/16	99273	6.99	10-2110-410-20-10
175677322060	16202110410U		14-15 IDEA FLO THRU SUPPLIES	803	161707	8/3/16	8/1/16	99273	101.89	10-2110-410-20-10
240313278345	16201220410U		14-15 IDEA FLO THRU SUPPLIES	803	161714	8/3/16	8/1/16	99273	698.91	10-1220-410-20-10
124810761619	16201220410U		14-15 IDEA FLO THRU SUPPLIES	803	161713	8/3/16	8/1/16	99273	738.00	10-1220-410-20-10
021683431589	16202150410U		14-15 IDEA FLO THRU SUPPLIES	803	161709	8/3/16	8/1/16	99273	47.52	10-2150-410-20-10
021685690899	16202150410U		14-15 IDEA FLO THRU SUPPLIES	803	161709	8/3/16	8/1/16	99273	136.38	10-2150-410-20-10
								<b>Total</b>	6,998.10	
9768848235	16932660340U	VERIZON WIRELESS	TECHNOLOGY TELEPHONE	803		8/3/16	8/1/16	99275	1,297.22	10-2660-340-93-10
9768848235	16202330340U		14-15 IDEA FLO THRU PHONE	803		8/3/16	8/1/16	99275	115.36	10-2330-340-20-10
								<b>Total</b>	1,412.58	
REFUND	100114000008	CONNOR, EVELYN	SWIC Running Start (Clearing Acct)	804		8/4/16	8/1/16	99291	1,663.00	10-140-01
								<b>Total</b>	1,663.00	
0624740002	26072540370M	MARYVILLE WATER DEPARTME	WATER/SEWER MARYVILLE	804		8/4/16	8/1/16	99292	138.78	20-2540-370-07-26

Specialized Data Systems, Inc.

D:\TS\Collinsville\sds\8\Finance\Swf\_APC7.RPT

# Paid Accounts Payable by Check Number

Printed: 9/14/2016 11:34 AM  
COLLINSVILLE 10

Invoice #	A.S.N.	Vendor Name	Description	Batch #	P.O. #	Check Date	Expense on Date	Check #	Amount	State Account #
0624740001	26072540370M		WATER/SEWER MARYVILLE	804		8/4/16	8/1/16	99292	405.29	20-2540-370-07-26
									<b>Total</b>	<b>544.07</b>
65310583607	16151700464G	SHELL OIL COMPANY	HS DR ED GASOLINE	804		8/4/16	8/1/16	99293	588.92	10-1700-464-15-22
65310583607	26082540464U		MAINTENANCE GASOLINE	804		8/4/16	8/1/16	99293	1,202.29	20-2540-464-08-10
65310583607	260725404641		DISTRIB TRK GASOLINE	804		8/4/16	8/1/16	99293	131.30	20-2540-464-07-01
									<b>Total</b>	<b>1,922.51</b>
RUNNING STA	100114000008	SOUTHWESTERN ILLINOIS COL	SWIC Running Start (Clearing Acct)	804		8/4/16	8/1/16	99294	83,125.00	10-140-01
									<b>Total</b>	<b>83,125.00</b>
7012369	26082540410U	THE HOME DEPOT	MAINT SUPPLIES UNIT	804		8/4/16	8/1/16	99295	7.78	20-2540-410-08-10
5012628	26082540410C		MAINT SUPPLIES CASEYVILLE	804		8/4/16	8/1/16	99295	73.46	20-2540-410-08-21
4023194	26082540410T		MAINT SUPPLIES TWIN ECHO	804		8/4/16	8/1/16	99295	3.13	20-2540-410-08-30
4023194	26082540410U		MAINT SUPPLIES UNIT	804		8/4/16	8/1/16	99295	6.25	20-2540-410-08-10
13171	26082540410X		MAINT SUPPLIES WEBSTER	804		8/4/16	8/1/16	99295	17.96	20-2540-410-08-31
13229	26082540410I		MAINT SUPPLIES CIS	804		8/4/16	8/1/16	99295	29.94	20-2540-410-08-33
9013376	26082540410I		MAINT SUPPLIES CIS	804		8/4/16	8/1/16	99295	9.87	20-2540-410-08-33
8176490	26082540410G		MAINT SUPPLIES HS	804		8/4/16	8/1/16	99295	197.79	20-2540-410-08-22
8013475	26082540410I		MAINT SUPPLIES ADMIN BLDG	804		8/4/16	8/1/16	99295	74.14	20-2540-410-08-01
8013434	26082540410U		MAINT SUPPLIES UNIT	804		8/4/16	8/1/16	99295	22.96	20-2540-410-08-10
8013434	26082540410G		MAINT SUPPLIES HS	804		8/4/16	8/1/16	99295	14.56	20-2540-410-08-22
7013592	26082540410G		MAINT SUPPLIES HS	804		8/4/16	8/1/16	99295	111.28	20-2540-410-08-22
1014271	26082540410U		MAINT SUPPLIES UNIT	804		8/4/16	8/1/16	99295	42.99	20-2540-410-08-10
14417	26082540410C		MAINT SUPPLIES CASEYVILLE	804		8/4/16	8/1/16	99295	8.71	20-2540-410-08-21
7024626	26082540410S		MAINT SUPPLIES SUMMIT	804		8/4/16	8/1/16	99295	2.87	20-2540-410-08-29
									<b>Total</b>	<b>623.69</b>
112367	66012540540I	THROM CONSTRUCTION COMP	DIS: bathroom, firealarm	804		8/4/16	8/1/16	99296	16,220.00	60-2540-540-01-33
									<b>Total</b>	<b>16,220.00</b>
23673-1	16242562411U	WILLIAMS OFFICE PRODUCTS	LUNCH PROG NON FOOD	804		8/4/16	8/1/16	99297	517.61	10-2562-411-24-10
									<b>Total</b>	<b>517.61</b>
4866317008	26072540465C	AMEREN ILLINOIS	NATURAL GAS CASEYVILLE	808		8/8/16	8/1/16	99300	86.41	20-2540-465-07-21

Specialized Data Systems, Inc.

D:\TS\Collinsville\sds\8\Finance\Swf\_APC7.RPT

# Paid Accounts Payable by Check Number

Printed: 9/14/2016 11:34 AM  
COLLINSVILLE 10

Invoice #	A.S.N.	Vendor Name	Description	Batch #	P.O. #	Check Date	Expense on Date	Check #	Amount	State Account #	
6/20/2016	26072540466K	AMEREN ILLINOIS	ELECTRICITY KREITNER	808		8/8/16	8/1/16	99300	78.01	20-2540-466-07-25	
2756232005	26072540465K		NATURAL GAS KREITNER	808		8/8/16	8/1/16	99300	117.34	20-2540-465-07-25	
9567041000	26072540465T		NATURAL GAS TWIN ECHO	808		8/8/16	8/1/16	99300	82.69	20-2540-465-07-30	
6180031212	260725404661		ELECTRICITY ADMIN BLDG & ANNEX	808		8/8/16	8/1/16	99300	1,036.72	20-2540-466-07-01	
6180031212	260725404651		NATURAL GAS ADMIN BLDG	808		8/8/16	8/1/16	99300	88.47	20-2540-465-07-01	
6621334004	260725404651		NATURAL GAS ADMIN BLDG	808		8/8/16	8/1/16	99300	78.65	20-2540-465-07-01	
5252357001	26072540466S		ELECTRICITY SUMMIT	808		8/8/16	8/1/16	99300	89.05	20-2540-466-07-29	
8808982000	26072540465J		NATURAL GAS JEFFERSON	808		8/8/16	8/1/16	99300	93.28	20-2540-465-07-24	
6860139005	26072540465G		NATURAL GAS HIGH SCHOOL	808		8/8/16	8/1/16	99300	879.99	20-2540-465-07-22	
2479934005	26072540465X		NATURAL GAS WEBSTER	808		8/8/16	8/1/16	99300	483.13	20-2540-465-07-31	
4113114000	26072540465R		NATURAL GAS RENFRO	808		8/8/16	8/1/16	99300	199.59	20-2540-465-07-28	
2916793131	26072540466I		ELECTRICITY DORRIS	808		8/8/16	8/1/16	99300	48.44	20-2540-466-07-33	
042493295	26072540466T		ELECTRICITY TWIN ECHO	808		8/8/16	8/1/16	99300	81.45	20-2540-466-07-30	
5584603214	26072540466K		ELECTRICITY KREITNER	808		8/8/16	8/1/16	99300	69.60	20-2540-466-07-25	
									<b>Total</b>	3,512.82	
834578680000	26012549323U	CHARTER COMMUNICATIONS	FIBER WAN NETWORK	808		8/8/16	8/1/16	99301	4,733.44	20-2549-323-01-10	
									<b>Total</b>	4,733.44	
191800000	26072540370X	CITY OF COLLINSVILLE	WATER & SEWER WEBSTER	808		8/8/16	8/1/16	99302	2,463.17	20-2540-370-07-31	
1294000000	26072540370S		WATER & SEWER SUMMIT	808		8/8/16	8/1/16	99302	134.65	20-2540-370-07-29	
									<b>Total</b>	2,597.82	
19110901	26012549325U	DA-COM CORP	COPIER/PRINTER COMP Oper LEASE	808		8/8/16	8/1/16	99303	2,635.00	20-2549-325-01-10	
19110900	26012549325U		COPIER/PRINTER COMP Oper LEASE	808		8/8/16	8/1/16	99303	564.00	20-2549-325-01-10	
19122013	26012549325U		COPIER/PRINTER COMP Oper LEASE	808		8/8/16	8/1/16	99303	179.00	20-2549-325-01-10	
19122014	26012549325U		COPIER/PRINTER COMP Oper LEASE	808		8/8/16	8/1/16	99303	175.00	20-2549-325-01-10	
									<b>Total</b>	3,553.00	
REIMBURSE	16051250410U	DIGIROLAMO, STEPHANIE	POSITIVE MINDSET SUPPLIES	808		8/8/16	8/1/16	99304	98.03	10-1250-410-05-10	
REIMBURSE	16052210332U		ENGAGE NY/EUREKA CONF	808		8/8/16	8/1/16	99304	1,023.52	10-2210-332-05-10	
									<b>Total</b>	1,121.55	
W2549190010	16701250410U	DISCOUNT SCHOOL SUPPLY	15-16 TITLE III IEP	808	881516	8/8/16	8/1/16	99305	269.13	10-1250-410-70-10	

Specialized Data Systems, Inc.

D:\TS\Collinsville\sds\8\Finance\Swf\_APC7.RPT

# Paid Accounts Payable by Check Number

Printed: 9/14/2016 11:34 AM  
COLLINSVILLE 10

Invoice #	A.S.N.	Vendor Name	Description	Batch #	P.O. #	Check Date	Expense on Date	Check #	Amount	State Account #
								<b>Total</b>	269.13	
REQUEST	16012310332U	PANERA BREAD COMPANY	AUGUST 16 INSTITUTE	808		8/8/16	8/1/16	99306	396.88	10-2310-332-01-10
								<b>Total</b>	396.88	
582561583063	26082540410K	ADVANCE AUTO PARTS	MAINT SUPPLIES KREITNER	811		8/1/16	8/1/16	99308	2.99	20-2540-410-08-25
582562023318	260825404101		MAINT SUPPLIES ADMIN BLDG	811		8/1/16	8/1/16	99308	100.88	20-2540-410-08-01
								<b>Total</b>	103.87	
522820	16932660541U	CDI	TECHNOLOGY PLAN EQUIPMEN	811	1700011	8/1/16	8/1/16	99309	15,708.00	10-2660-541-93-10
								<b>Total</b>	15,708.00	
REFUND	14011811000T	DOBRYNSKI, JESSICA	BOOK RENTAL & MATL FEES TWIN E	811		8/1/16	8/1/16	99310	100.00	10-1811-01-00
REFUND	14931999001U		TECH Student Fees	811		8/1/16	8/1/16	99310	15.00	10-1999-93
								<b>Total</b>	115.00	
REFUND	14151970000G	FARRAR, LARAMIA	DRIVER ED FEES	811		8/1/16	8/1/16	99311	100.00	10-1970-15-00
								<b>Total</b>	100.00	
REFUND	14151970000G	GAILEY, WENDY	DRIVER ED FEES	811		8/1/16	8/1/16	99312	100.00	10-1970-15-00
								<b>Total</b>	100.00	
REFUND	14241611000U	GOODALL, BENJAMIN	STUDENT LUNCH SALES	811		8/1/16	8/1/16	99313	21.80	10-1611-24-00
								<b>Total</b>	21.80	
MILEAGE	16122130332U	MILIANIS, GLORIA	HEALTH CARE PROVIDER TRAVEL	811		8/1/16	8/1/16	99314	13.82	10-2130-332-12-10
								<b>Total</b>	13.82	
REFUND	14011811002U	MUSHILL, RON	RETURN CALCULATOR	811		8/1/16	8/1/16	99315	25.00	10-1811-01-10
								<b>Total</b>	25.00	
REFUND	14241611000U	STILLEY, BRANDY	STUDENT LUNCH SALES	811		8/1/16	8/1/16	99316	17.20	10-1611-24-00
								<b>Total</b>	17.20	
REFUND	14011811002U	SURIA, LAURA	Registration Lost Books	811		8/1/16	8/1/16	99317	64.00	10-1811-01-10
								<b>Total</b>	64.00	
COLL0607	16924220680U	THE PAVILION FOUNDATION	15-16 MEDICAID TUITION	811		8/1/16	8/1/16	99318	400.00	10-4220-680-92-10
								<b>Total</b>	400.00	
FR FOOTBALL	16451501311G	ALBERT, MICHAEL	CHS FR FOOTBALL OFFICIAL	817		8/17/16	8/1/16	99455	50.00	10-1501-311-45-22
								<b>Total</b>	50.00	
CROSS COUN	16471500640U	ALTON MIDDLE SCHOOL	BOYS/GIRLS TOURNEY ENTRY FEES	817		8/17/16	8/1/16	99456	60.00	10-1500-640-47-10

Specialized Data Systems, Inc.

D:\TS\Collinsville\sds\8\Finance\Swf\_APC7.RPT

# Paid Accounts Payable by Check Number

Printed: 9/14/2016 11:34 AM  
COLLINSVILLE 10

Invoice #	A.S.N.	Vendor Name	Description	Batch #	P.O. #	Check Date	Expense on Date	Check #	Amount	State Account #
									<b>Total</b>	60.00
5468217450	26072540466M	AMEREN ILLINOIS	ELECTRICITY MARYVILLE	817		8/17/16	8/1/16	99457	59.04	20-2540-466-07-26
7944225617	26072540466M		ELECTRICITY MARYVILLE	817		8/17/16	8/1/16	99457	22.81	20-2540-466-07-26
7944225617	26072540465M		NATURAL GAS MARYVILLE	817		8/17/16	8/1/16	99457	548.64	20-2540-465-07-26
0483929006	26072540465M		NATURAL GAS MARYVILLE	817		8/17/16	8/1/16	99457	165.52	20-2540-465-07-26
									<b>Total</b>	796.01
FR VOLLEYBA	16461501311G	BIRK, JEFF	CHS FR VOLLEYBALL OFFICIAL	817		8/17/16	8/1/16	99458	40.00	10-1501-311-46-22
									<b>Total</b>	40.00
REIMBURSE	16762210332U	BLUNT, MATTHEW	15-16 TITLE II PROF D, TRAVEL	817		8/17/16	8/1/16	99459	243.00	10-2210-332-76-10
									<b>Total</b>	243.00
F BOYS SOCC	16451501311G	CLARK, TOM	CHS FR BOYS SOCCER OFFICIAL	817		8/17/16	8/1/16	99460	40.00	10-1501-311-45-22
									<b>Total</b>	40.00
FR FOOTBALL	16451501311G	DAVIS, CHAD	CHS FR FOOTBALL OFFICIAL	817		8/17/16	8/1/16	99461	50.00	10-1501-311-45-22
									<b>Total</b>	50.00
FR FOOTBALL	16451501311G	FERGUSON, ERIC	CHS FR FOOTBALL OFFICIAL	817		8/17/16	8/1/16	99462	50.00	10-1501-311-45-22
									<b>Total</b>	50.00
V FOOTBALL	16451501311G	GARRISON, BRENT	CHS V FOOTBALL OFFICIAL	817		8/17/16	8/1/16	99463	70.00	10-1501-311-45-22
									<b>Total</b>	70.00
VOLLEYBALL	16461501311G	GOEBEL, CYNTHIA	CHS VOLLEYBALL OFFICIAL	817		8/17/16	8/1/16	99464	65.00	10-1501-311-46-22
									<b>Total</b>	65.00
V FOOTBALL	16451501311G	GUALDONI, TONY	CHS V FOOTBALL OFFICIAL	817		8/17/16	8/1/16	99465	70.00	10-1501-311-45-22
									<b>Total</b>	70.00
REIMBURSES	16052210332U	HOYT, JENNIFER	15-16 TITLE I PROF TRAVEL	817		8/17/16	8/1/16	99466	936.21	10-2210-332-05-10
									<b>Total</b>	936.21
K KARIDIS	16752210332U	ILLINOIS PRINCIPALS ASSN	14-15 Title II (4932)	817		8/17/16	8/1/16	99467	359.00	10-2210-332-75-10
T PETTIT	16062210332U		14-15 TITLE I TRAVEL	817		8/17/16	8/1/16	99467	359.00	10-2210-332-06-10
									<b>Total</b>	718.00
FR FOOTBALL	16451501311G	JONES, ROBERT	CHS FR FOOTBALL OFFICIAL	817		8/17/16	8/1/16	99468	50.00	10-1501-311-45-22
									<b>Total</b>	50.00
F BOYS SOCC	16451501311G	KEHOE, LAWRENCE	CHS FR BOYS SOCCER OFFICIAL	817		8/17/16	8/1/16	99469	40.00	10-1501-311-45-22

Specialized Data Systems, Inc.

D:\TS\Collinsville\sds\8\Finance\Swf\_APC7.RPT

# Paid Accounts Payable by Check Number

Printed: 9/14/2016 11:34 AM  
 COLLINSVILLE 10

Invoice #	A.S.N.	Vendor Name	Description	Batch #	P.O. #	Check Date	Expense on Date	Check #	Amount	State Account #
								<b>Total</b>	40.00	
9220050000	26072540370C	METRO EAST SANITARY DIST	WATER & SEWER CASEYVILLE	817		8/17/16	8/1/16	99470	129.66	20-2540-370-07-21
9220075000	26072540370C		WATER & SEWER CASEYVILLE	817		8/17/16	8/1/16	99470	274.14	20-2540-370-07-21
								<b>Total</b>	403.80	
V FOOTBALL	16451501311G	MILLER, JAY	CHS V FOOTBALL OFFICIAL	817		8/17/16	8/1/16	99471	70.00	10-1501-311-45-22
								<b>Total</b>	70.00	
80639886	16062210332U	PRESIDENT ABRAHAM LINCOLN	14-15 TITLE I TRAVEL	817		8/17/16	8/1/16	99472	221.76	10-2210-332-06-10
								<b>Total</b>	221.76	
V FOOTBALL	16451501311G	SMITH, ROBERT	CHS V FOOTBALL OFFICIAL	817		8/17/16	8/1/16	99473	70.00	10-1501-311-45-22
								<b>Total</b>	70.00	
97733090	26082540410U	STATE INDUSTRIAL PRODUCTS	MAINT SUPPLIES UNIT	817		8/17/16	8/1/16	99474	174.91	20-2540-410-08-10
								<b>Total</b>	174.91	
112376	66012540540X	THROM CONSTRUCTION COMP	Webster: bathroom, flooring	817		8/17/16	8/1/16	99475	48,475.00	60-2540-540-01-31
								<b>Total</b>	48,475.00	
VOLLEYBALL	16461501311G	TOENJES, JEFF	CHS VOLLEYBALL OFFICIAL	817		8/17/16	8/1/16	99476	65.00	10-1501-311-46-22
								<b>Total</b>	65.00	
V FOOTBALL	16451501311G	WALLACE, STEVE	CHS V FOOTBALL OFFICIAL	817		8/17/16	8/1/16	99477	70.00	10-1501-311-45-22
								<b>Total</b>	70.00	
947807	16202330410U	ABSOPURE WATER COMPANY	14-15 IDEA FLO THRU SUPPLIES	818		8/18/16	8/1/16	99501	61.50	10-2330-410-20-10
								<b>Total</b>	61.50	
01014045	86012310390U	CONTEMPORARY LIFE SAVING	MISC TORT	818		8/18/16	8/1/16	99502	75.00	80-2365-390-01-10
01013828	86012310390U		MISC TORT	818		8/18/16	8/1/16	99502	26.00	80-2365-390-01-10
01014193	86012310390U		MISC TORT	818		8/18/16	8/1/16	99502	44.90	80-2365-390-01-10
								<b>Total</b>	145.90	
REFUND	14011811000G	DIX, KARA	BOOK RENTAL & MATL FEES HS	818		8/18/16	8/1/16	99503	98.50	10-1811-01-00
REFUND	14471720000G		KAHOKI STUDENT FEES	818		8/18/16	8/1/16	99503	1.50	10-1720-47-00
REFUND	14931999001U		TECH Student Fees	818		8/18/16	8/1/16	99503	15.00	10-1999-93
								<b>Total</b>	115.00	
SOFTBALL	16461501311N	FRANK, BRUCE	CMS SOFTBALL OFFICIAL	818		8/18/16	8/1/16	99504	55.00	10-1501-311-46-27

# Paid Accounts Payable by Check Number

Printed: 9/14/2016 11:34 AM  
 COLLINSVILLE 10

Invoice #	A.S.N.	Vendor Name	Description	Batch #	P.O. #	Check Date	Expense on Date	Check #	Amount	State Account #
								<b>Total</b>	55.00	
BASEBALL	16451501311N	FURFARO, PAT	CMS BASEBALL OFFICIAL	818		8/18/16	8/1/16	99505	55.00	10-1501-311-45-27
								<b>Total</b>	55.00	
BASEBALL	16451501311N	FURFARO, PAT	CMS BASEBALL OFFICIAL	818		8/18/16	8/1/16	99506	55.00	10-1501-311-45-27
								<b>Total</b>	55.00	
BASEBALL	16451501311N	MATHEWS, MIKE	CMS BASEBALL OFFICIAL	818		8/18/16	8/1/16	99507	55.00	10-1501-311-45-27
								<b>Total</b>	55.00	
BASEBALL	16451501311N	MATHEWS, MIKE	CMS BASEBALL OFFICIAL	818		8/18/16	8/1/16	99508	55.00	10-1501-311-45-27
								<b>Total</b>	55.00	
REFUND	14241611000U	STILLEY, BRANDY	STUDENT LUNCH SALES	818		8/18/16	8/1/16	99509	4.80	10-1611-24-00
								<b>Total</b>	4.80	
SOFTBALL	16461501311N	TONSOR, BILL	CMS SOFTBALL OFFICIAL	818		8/18/16	8/1/16	99510	55.00	10-1501-311-46-27
								<b>Total</b>	55.00	
STMT	16924220680U	MADISON COUNTY ROE	15-16 MEDICAID TUITION	819		8/18/16	8/1/16	99511	2,210.00	10-4220-680-92-10
								<b>Total</b>	2,210.00	
618346094216	26072540340U	AT&T	TELEPHONE CHARGES	822		8/22/16	8/1/16	99537	588.53	20-2540-340-07-10
618346626547	26072540340U		TELEPHONE CHARGES	822		8/22/16	8/1/16	99537	344.33	20-2540-340-07-10
618346112425	26072540340U		TELEPHONE CHARGES	822		8/22/16	8/1/16	99537	13.71	20-2540-340-07-10
618346112425	26072540340U		TELEPHONE CHARGES	822		8/22/16	8/1/16	99537	89.77	20-2540-340-07-10
618346665035	26072540340U		TELEPHONE CHARGES	822		8/22/16	8/1/16	99537	1,394.71	20-2540-340-07-10
618346635892	26072540340U		TELEPHONE CHARGES	822		8/22/16	8/1/16	99537	378.82	20-2540-340-07-10
618343276087	26072540340U		TELEPHONE CHARGES	822		8/22/16	8/1/16	99537	196.32	20-2540-340-07-10
618343275041	26072540340U		TELEPHONE CHARGES	822		8/22/16	8/1/16	99537	221.04	20-2540-340-07-10
618343274812	26072540340U		TELEPHONE CHARGES	822		8/22/16	8/1/16	99537	202.50	20-2540-340-07-10
618343274389	26072540340U		TELEPHONE CHARGES	822		8/22/16	8/1/16	99537	210.59	20-2540-340-07-10
618343259941	26072540340U		TELEPHONE CHARGES	822		8/22/16	8/1/16	99537	263.45	20-2540-340-07-10
618343275514	26072540340U		TELEPHONE CHARGES	822		8/22/16	8/1/16	99537	116.55	20-2540-340-07-10
618343274745	26072540340U		TELEPHONE CHARGES	822		8/22/16	8/1/16	99537	117.30	20-2540-340-07-10
618343198473	26072540340U		TELEPHONE CHARGES	822		8/22/16	8/1/16	99537	15.97	20-2540-340-07-10
								<b>Total</b>	4,153.59	

# Paid Accounts Payable by Check Number

Printed: 9/14/2016 11:34 AM  
 COLLINSVILLE 10

Invoice #	A.S.N.	Vendor Name	Description	Batch #	P.O. #	Check Date	Expense on Date	Check #	Amount	State Account #
HH WORK	26492540540U	BIG TIMBER TREE SERVICE	HH TREE WORK	822		8/22/16	8/1/16	99538	800.00	20-2540-540-49-10
								<b>Total</b>	<b>800.00</b>	
SOFTBALL	16461501311N	FRANK, BRUCE	CMS SOFTBALL OFFICIAL	822		8/22/16	8/1/16	99539	55.00	10-1501-311-46-27
								<b>Total</b>	<b>55.00</b>	
SOFTBALL	16461501311N	FRANK, BRUCE	CMS SOFTBALL OFFICIAL	822		8/22/16	8/1/16	99540	55.00	10-1501-311-46-27
								<b>Total</b>	<b>55.00</b>	
BASEBALL	16451501311N	FURFARO, PAT	CMS BASEBALL OFFICIAL	822		8/22/16	8/1/16	99541	55.00	10-1501-311-45-27
								<b>Total</b>	<b>55.00</b>	
BASEBALL	16451501311N	FURFARO, PAT	CMS BASEBALL OFFICIAL	822		8/22/16	8/1/16	99542	55.00	10-1501-311-45-27
								<b>Total</b>	<b>55.00</b>	
BASEBALL	16451501311N	FURFARO, PAT	CMS BASEBALL OFFICIAL	822		8/22/16	8/1/16	99543	55.00	10-1501-311-45-27
								<b>Total</b>	<b>55.00</b>	
1651063	16201220314U	LEARNING A - Z	NA IDEA Flo Thru	822	180000	8/22/16	8/1/16	99544	17,716.70	10-1220-314-20-10
								<b>Total</b>	<b>17,716.70</b>	
START UP	10011200000U	LEE, DARIN	REC UNIT (Start up money)	822		8/22/16	8/1/16	99545	1,500.00	10-120-01
								<b>Total</b>	<b>1,500.00</b>	
BASEBALL	16451501311N	MATHEWS, MIKE	CMS BASEBALL OFFICIAL	822		8/22/16	8/1/16	99546	55.00	10-1501-311-45-27
								<b>Total</b>	<b>55.00</b>	
BASEBALL	16451501311N	MATHEWS, MIKE	CMS BASEBALL OFFICIAL	822		8/22/16	8/1/16	99547	55.00	10-1501-311-45-27
								<b>Total</b>	<b>55.00</b>	
92542888001	16671250410U	MCGRAW-HILL EDUCATION	15-16 LIPLP SUPPLIES	822	881516	8/22/16	8/1/16	99548	3,188.19	10-1250-410-67-10
92541899001	16671250410U		15-16 LIPLP SUPPLIES	822	881516	8/22/16	8/1/16	99548	266.23	10-1250-410-67-10
92542888002	16671250410U		15-16 LIPLP SUPPLIES	822	881516	8/22/16	8/1/16	99548	755.69	10-1250-410-67-10
92899668001	160411104114		ELEM INSTR SUPPLIES/Mat TEXTS	822	301832	8/22/16	8/1/16	99548	23,981.94	10-1110-411-04-04
92908810001	160411104114		ELEM INSTR SUPPLIES/Mat TEXTS	822	301832	8/22/16	8/1/16	99548	47,963.88	10-1110-411-04-04
								<b>Total</b>	<b>76,155.93</b>	
STMT	26082540323X	PATTON, DYLAN	REP/MAINT SVC WEB ELEM	822		8/22/16	8/1/16	99549	450.00	20-2540-323-08-31
STMT	26082540323R		REP/MAINT SVC RENFRO	822		8/22/16	8/1/16	99549	325.00	20-2540-323-08-28
STMT	26082540323G		REP/MAINT SVC HS	822		8/22/16	8/1/16	99549	225.00	20-2540-323-08-22

# Paid Accounts Payable by Check Number

Printed: 9/14/2016 11:34 AM  
 COLLINSVILLE 10

Invoice #	A.S.N.	Vendor Name	Description	Batch #	P.O. #	Check Date	Expense on Date	Check #	Amount	State Account #
								<b>Total</b>	1,000.00	
75479082916	16752210314U	PREMIERE SPEAKERS BUREAU	14-15 Title II PURCH SERVICES	822		8/22/16	8/1/16	99550	3,000.00	10-2210-314-75-10
								<b>Total</b>	3,000.00	
BASEBALL	16451501311N	RATHERT, CHARLES	CMS BASEBALL OFFICIAL	822		8/22/16	8/1/16	99551	55.00	10-1501-311-45-27
								<b>Total</b>	55.00	
SOFTBALL	16461501311N	REEVES, TONY	CMS SOFTBALL OFFICIAL	822		8/22/16	8/1/16	99552	55.00	10-1501-311-46-27
								<b>Total</b>	55.00	
SOFTBALL	16461501311N	REEVES, TONY	CMS SOFTBALL OFFICIAL	822		8/22/16	8/1/16	99553	55.00	10-1501-311-46-27
								<b>Total</b>	55.00	
817117658	26072540340U	AT&T LONG DISTANCE	TELEPHONE CHARGES	824		8/25/16	8/1/16	99554	17.47	20-2540-340-07-10
								<b>Total</b>	17.47	
FR SOCCER	16451501311G	BARICEVIC, DENNIS	CHS BOYS FR SOCCER OFFICIAL	824		8/25/16	8/1/16	99555	40.00	10-1501-311-45-22
								<b>Total</b>	40.00	
FR FOOTBALL	16451501311G	BOX, DARIUS	CHS FR FOOTBALL OFFICIAL	824		8/25/16	8/1/16	99556	100.00	10-1501-311-45-22
								<b>Total</b>	100.00	
3022005000	26072540370C	CASEYVILLE WATER DEPT	WATER & SEWER CASEYVILLE	824		8/25/16	8/1/16	99557	232.03	20-2540-370-07-21
3022007500	26072540370C		WATER & SEWER CASEYVILLE	824		8/25/16	8/1/16	99557	439.78	20-2540-370-07-21
4016572100	26072540370H		WATER/SEWER HOLLY HGTS	824		8/25/16	8/1/16	99557	60.38	20-2540-370-07-23
								<b>Total</b>	732.19	
2694000000	260725403701	CITY OF COLLINSVILLE	WATER & SEWER ADMIN	824		8/25/16	8/1/16	99558	83.81	20-2540-370-07-01
3635030100	260725403701		WATER & SEWER ADMIN	824		8/25/16	8/1/16	99558	131.41	20-2540-370-07-01
2729000000	260725403701		WATER & SEWER ADMIN	824		8/25/16	8/1/16	99558	62.40	20-2540-370-07-01
								<b>Total</b>	277.62	
S502099968.1	26082540324G	CRESCENT ELECTRIC SUPPLY	REP/MAINT HS ATHL	824		8/25/16	8/1/16	99559	3,156.70	20-2540-324-08-22
								<b>Total</b>	3,156.70	
REIMBURSE	16701250410U	CRUISE, CARLA	15-16 TITLE III IEP	824		8/25/16	8/1/16	99560	431.08	10-1250-410-70-10
								<b>Total</b>	431.08	
19196393	16012310311B	DA COM CORP	UNIT wide COPY SERV non-lease	824		8/25/16	8/1/16	99561	179.00	10-2310-311-01-20
19196394	16012310311B		UNIT wide COPY SERV non-lease	824		8/25/16	8/1/16	99561	179.00	10-2310-311-01-20
								<b>Total</b>	358.00	

# Paid Accounts Payable by Check Number

Printed: 9/14/2016 11:34 AM  
COLLINSVILLE 10

Invoice #	A.S.N.	Vendor Name	Description	Batch #	P.O. #	Check Date	Expense on Date	Check #	Amount	State Account #
BASEBALL	16451501311N	DELP, BRIAN	CMS BASEBALL OFFICIAL	824		8/25/16	8/1/16	99562	55.00	10-1501-311-45-27
								<b>Total</b>	55.00	
FR SOCCER	16451501311G	ERISON, STEPHEN	CHS BOYS FR SOCCER OFFICIAL	824		8/25/16	8/1/16	99563	40.00	10-1501-311-45-22
								<b>Total</b>	40.00	
CHS GYM	66012540540B	FITZPATRICK MURPHY BUILDIN	CONSTRUCTION CONTINGENCY	824		8/25/16	8/1/16	99564	3,617.00	60-2540-540-01-20
WEBSTER	66012540540X		Webster: bathroom, flooring	824		8/25/16	8/1/16	99564	7,350.00	60-2540-540-01-31
CHS GYM	660125405401		CHS, Restroom, Gym floor, bleachers	824		8/25/16	8/1/16	99564	4,697.00	60-2540-540-01-01
CHS GYM	660125405401		CHS, Restroom, Gym floor, bleachers	824		8/25/16	8/1/16	99564	9,280.00	60-2540-540-01-01
								<b>Total</b>	24,944.00	
BASEBALL	16451501311N	FOWLER, KEVIN	CMS BASEBALL OFFICIAL	824		8/25/16	8/1/16	99565	55.00	10-1501-311-45-27
								<b>Total</b>	55.00	
SOFTBALL	16461501311N	FRANK, BRUCE	CMS SOFTBALL OFFICIAL	824		8/25/16	8/1/16	99566	55.00	10-1501-311-46-27
								<b>Total</b>	55.00	
SOFTBALL	16461501311N	FRANK, BRUCE	CMS SOFTBALL OFFICIAL	824		8/25/16	8/1/16	99567	55.00	10-1501-311-46-27
								<b>Total</b>	55.00	
BASEBALL	16451501311N	FURFARO, PAT	CMS BASEBALL OFFICIAL	824		8/25/16	8/1/16	99568	55.00	10-1501-311-45-27
								<b>Total</b>	55.00	
BASEBALL	16451501311N	FURFARO, PAT	CMS BASEBALL OFFICIAL	824		8/25/16	8/1/16	99569	55.00	10-1501-311-45-27
								<b>Total</b>	55.00	
REFUND	14011790002B	GONZALEZ, DELIA	VEHICLE STICKER SALES	824		8/25/16	8/1/16	99570	75.00	10-1790-01-00
								<b>Total</b>	75.00	
K1516B	16924220680U	GREAT CIRCLE	15-16 MEDICAID TUITION	824		8/25/16	8/1/16	99571	472.16	10-4220-680-92-10
								<b>Total</b>	472.16	
J GRIFFITH	16022210332U	IASB REGISTRAR	PROF DEVEL TRAVEL	824		8/25/16	8/1/16	99572	150.00	10-2210-332-02-10
								<b>Total</b>	150.00	
0805913-5	86012310385B	IL DEPARTMENT OF EMPLOYME	UNEMPLOYMENT COMP	824		8/25/16	8/1/16	99573	3,632.62	80-2363-385-01-20
								<b>Total</b>	3,632.62	
41057010026	14273705000U	ILLINOIS STATE BOARD OF EDL	RETURN EARLY CHILDHOOD GRANT	824		8/25/16	8/1/16	99574	426.00	10-3705-27-00
								<b>Total</b>	426.00	
FR FOOTBALL	16451501311G	JACKSON, BRIAN	CHS FR FOOTBALL OFFICIAL	824		8/25/16	8/1/16	99575	100.00	10-1501-311-45-22

Specialized Data Systems, Inc.

D:\TS\Collinsville\sds\8\Finance\Swf\_APC7.RPT

# Paid Accounts Payable by Check Number

Printed: 9/14/2016 11:34 AM  
 COLLINSVILLE 10

Invoice #	A.S.N.	Vendor Name	Description	Batch #	P.O. #	Check Date	Expense on Date	Check #	Amount	State Account #
									<b>Total</b>	100.00
A05831	26082540410G	JOHN DEERE FINANCIAL	MAINT SUPPLIES HS	824		8/25/16	8/1/16	99576	6.79	20-2540-410-08-22
A07339	26082540410G		MAINT SUPPLIES HS	824		8/25/16	8/1/16	99576	56.06	20-2540-410-08-22
A13508	26082540410G		MAINT SUPPLIES HS	824		8/25/16	8/1/16	99576	6.99	20-2540-410-08-22
A19837	26082540410G		MAINT SUPPLIES HS	824		8/25/16	8/1/16	99576	25.14	20-2540-410-08-22
A22157	26082540410G		MAINT SUPPLIES HS	824		8/25/16	8/1/16	99576	23.91	20-2540-410-08-22
A24462	26082540410N		MAINT SUPPLIES MS	824		8/25/16	8/1/16	99576	59.99	20-2540-410-08-27
A24110	26082540410N		MAINT SUPPLIES MS	824		8/25/16	8/1/16	99576	91.96	20-2540-410-08-27
									<b>Total</b>	270.84
BASEBALL	16451501311N	KEMP, MARC	CMS BASEBALL OFFICIAL	824		8/25/16	8/1/16	99577	55.00	10-1501-311-45-27
									<b>Total</b>	55.00
BASEBALL	16451501311N	KEMP, MARC	CMS BASEBALL OFFICIAL	824		8/25/16	8/1/16	99578	55.00	10-1501-311-45-27
									<b>Total</b>	55.00
SOFTBALL	16461501311N	LEONARD, COREY	MS GIRLS ATHL CONT SVC	824		8/25/16	8/1/16	99579	90.00	10-1501-311-46-27
									<b>Total</b>	90.00
REFUND	14241611000U	LEWIS-KELLY, JENNIFER	STUDENT LUNCH SALES	824		8/25/16	8/1/16	99580	17.60	10-1611-24-00
									<b>Total</b>	17.60
SOCCER	16451501311G	LIBERATI, GINO	CHS BOYS SOCCER OFFICIAL	824		8/25/16	8/1/16	99581	85.00	10-1501-311-45-22
									<b>Total</b>	85.00
14961	16924220680U	LOGOS BIN 630	15-16 MEDICAID TUITION	824		8/25/16	8/1/16	99582	1,170.64	10-4220-680-92-10
14924	16924220680U		15-16 MEDICAID TUITION	824		8/25/16	8/1/16	99582	3,156.39	10-4220-680-92-10
									<b>Total</b>	4,327.03
BASEBALL	16451501311N	MATHEWS, MIKE	CMS BASEBALL OFFICIAL	824		8/25/16	8/1/16	99583	55.00	10-1501-311-45-27
									<b>Total</b>	55.00
92576900001	16671250410U	MCGRAW HILL SCHOOL EDUCA	15-16 LIPLER SUPPLIES	824		8/25/16	8/1/16	99584	9.00	10-1250-410-67-10
									<b>Total</b>	9.00
FR FOOTBALL	16451501311G	MODARELLI, MIKE	CHS FR FOOTBALL OFFICIAL	824		8/25/16	8/1/16	99585	100.00	10-1501-311-45-22
									<b>Total</b>	100.00
SOCCER	16451501311G	MUELLER, MICHAEL	CHS BOYS SOCCER OFFICIAL	824		8/25/16	8/1/16	99586	55.00	10-1501-311-45-22

# Paid Accounts Payable by Check Number

Printed: 9/14/2016 11:34 AM  
 COLLINSVILLE 10

Invoice #	A.S.N.	Vendor Name	Description	Batch #	P.O. #	Check Date	Expense on Date	Check #	Amount	State Account #
								<b>Total</b>	55.00	
REIMBURSE	16701250410U	OCHOA, ADRIANA	15-16 TITLE III IEP	824		8/25/16	8/1/16	99587	47.95	10-1250-410-70-10
								<b>Total</b>	47.95	
REIMBURSE	16701250410U	PETTY, AMELIA	15-16 TITLE III IEP	824		8/25/16	8/1/16	99588	820.98	10-1250-410-70-10
								<b>Total</b>	820.98	
FOOTBALL	16451501311G	PRATT, EMMITT	CHS FOOTBALL OFFICIAL	824		8/25/16	8/1/16	99589	50.00	10-1501-311-45-22
								<b>Total</b>	50.00	
REIMBURSE	16012310332U	PUTZ, SHARON	TEACHER ORIENTATION	824		8/25/16	8/1/16	99590	258.13	10-2310-332-01-10
								<b>Total</b>	258.13	
BASEBALL	16451501311N	RATHERT, CHARLES	CMS BASEBALL OFFICIAL	824		8/25/16	8/1/16	99591	55.00	10-1501-311-45-27
								<b>Total</b>	55.00	
FR FOOTBALL	16451501311G	RATHERT, CHARLES	CHS FR FOOTBALL OFFICIAL	824		8/25/16	8/1/16	99592	100.00	10-1501-311-45-22
								<b>Total</b>	100.00	
SOFTBALL	16461501311N	REEVES, TONY	CMS SOFTBALL OFFICIAL	824		8/25/16	8/1/16	99593	55.00	10-1501-311-46-27
								<b>Total</b>	55.00	
SOFTBALL	16461501311N	REEVES, TONY	CMS SOFTBALL OFFICIAL	824		8/25/16	8/1/16	99594	90.00	10-1501-311-46-27
								<b>Total</b>	90.00	
SOFTBALL	16461501311N	REEVES, TONY	CMS SOFTBALL OFFICIAL	824		8/25/16	8/1/16	99595	55.00	10-1501-311-46-27
								<b>Total</b>	55.00	
REIMBURSE	16052210332U	SCHNEIDEWIND, ANGIE	15-16 TITLE I PROF TRAVEL	824		8/25/16	8/1/16	99596	34.28	10-2210-332-05-10
								<b>Total</b>	34.28	
48304	16932660410U	SCHOOL OUTLET	TECHNOLOGY GENERAL SUPPLIES	824	1800001	8/25/16	8/1/16	99597	10,951.00	10-2660-410-93-10
								<b>Total</b>	10,951.00	
300535686397	16201220410U	SYNCHRONY BANK/AMAZON	14-15 IDEA FLO THRU SUPPLIES	824		8/25/16	8/1/16	99598	97.88	10-1220-410-20-10
300536247685	16201220410U		14-15 IDEA FLO THRU SUPPLIES	824		8/25/16	8/1/16	99598	97.88	10-1220-410-20-10
300535798172	16201220410U		14-15 IDEA FLO THRU SUPPLIES	824		8/25/16	8/1/16	99598	97.88	10-1220-410-20-10
300535130843	16201220410U		14-15 IDEA FLO THRU SUPPLIES	824		8/25/16	8/1/16	99598	97.88	10-1220-410-20-10
300538526006	16201220410U		14-15 IDEA FLO THRU SUPPLIES	824		8/25/16	8/1/16	99598	97.88	10-1220-410-20-10
300539039002	16201220410U		14-15 IDEA FLO THRU SUPPLIES	824		8/25/16	8/1/16	99598	139.99	10-1220-410-20-10
300536769814	16201220410U		14-15 IDEA FLO THRU SUPPLIES	824		8/25/16	8/1/16	99598	98.99	10-1220-410-20-10

# Paid Accounts Payable by Check Number

Printed: 9/14/2016 11:34 AM  
COLLINSVILLE 10

Invoice #	A.S.N.	Vendor Name	Description	Batch #	P.O. #	Check Date	Expense on Date	Check #	Amount	State Account #
300530171472	16201220410U	SYNCHRONY BANK/AMAZON	14-15 IDEA FLO THRU SUPPLIES	824		8/25/16	8/1/16	99598	98.99	10-1220-410-20-10
300537941875	16201220410U		14-15 IDEA FLO THRU SUPPLIES	824		8/25/16	8/1/16	99598	98.99	10-1220-410-20-10
300537385919	16201220410U		14-15 IDEA FLO THRU SUPPLIES	824		8/25/16	8/1/16	99598	98.99	10-1220-410-20-10
054535211187	16201220410U		14-15 IDEA FLO THRU SUPPLIES	824		8/25/16	8/1/16	99598	447.99	10-1220-410-20-10
054537792718	16201220410U		14-15 IDEA FLO THRU SUPPLIES	824		8/25/16	8/1/16	99598	447.99	10-1220-410-20-10
054539133562	16201220410U		14-15 IDEA FLO THRU SUPPLIES	824		8/25/16	8/1/16	99598	447.99	10-1220-410-20-10
054537413847	16201220410U		14-15 IDEA FLO THRU SUPPLIES	824		8/25/16	8/1/16	99598	447.99	10-1220-410-20-10
267725361222	16451500424G		HS BOYS TENNIS SUPPLIES	824	881617	8/25/16	8/1/16	99598	26.99	10-1500-424-45-22
111099989889	16451500424G		HS BOYS TENNIS SUPPLIES	824	881617	8/25/16	8/1/16	99598	26.94	10-1500-424-45-22
262584985718	16451500424G		HS BOYS TENNIS SUPPLIES	824	881617	8/25/16	8/1/16	99598	25.30	10-1500-424-45-22
093293728455	16451500424G		HS BOYS TENNIS SUPPLIES	824	881617	8/25/16	8/1/16	99598	102.16	10-1500-424-45-22
091907450008	16451500424G		HS BOYS TENNIS SUPPLIES	824	881617	8/25/16	8/1/16	99598	229.24	10-1500-424-45-22
010681697361	16932660541U		TECHNOLOGY PLAN EQUIPMEN	824		8/25/16	8/1/16	99598	125.99	10-2660-541-93-10
010687601822	16932660541U		TECHNOLOGY PLAN EQUIPMEN	824		8/25/16	8/1/16	99598	377.97	10-2660-541-93-10
010687113354	16932660541U		TECHNOLOGY PLAN EQUIPMEN	824		8/25/16	8/1/16	99598	377.97	10-2660-541-93-10
010687959864	16932660541U		TECHNOLOGY PLAN EQUIPMEN	824		8/25/16	8/1/16	99598	377.97	10-2660-541-93-10
010688522113	16932660541U		TECHNOLOGY PLAN EQUIPMEN	824		8/25/16	8/1/16	99598	377.97	10-2660-541-93-10
010685095555	16932660541U		TECHNOLOGY PLAN EQUIPMEN	824		8/25/16	8/1/16	99598	377.97	10-2660-541-93-10
010683555332	16932660541U		TECHNOLOGY PLAN EQUIPMEN	824		8/25/16	8/1/16	99598	377.97	10-2660-541-93-10
010686845616	16932660541U		TECHNOLOGY PLAN EQUIPMEN	824		8/25/16	8/1/16	99598	377.97	10-2660-541-93-10
010685924745	16932660541U		TECHNOLOGY PLAN EQUIPMEN	824		8/25/16	8/1/16	99598	377.97	10-2660-541-93-10
100200390000	26072540410U		CUSTODIAL SUPPLIES UNIT	824		8/25/16	8/1/16	99598	292.43	20-2540-410-07-10
092243047622	160226414101		STUDENT SERV SUPPLIES	824	881617	8/25/16	8/1/16	99598	69.45	10-2641-410-02-01
092248169298	160226414101		STUDENT SERV SUPPLIES	824	881617	8/25/16	8/1/16	99598	209.85	10-2641-410-02-01
279815851678	16041110410M		MARYVILLE TEACHER SUPPLIES	824	881617	8/25/16	8/1/16	99598	109.08	10-1110-410-04-26
279813435080	16041110410M		MARYVILLE TEACHER SUPPLIES	824	881617	8/25/16	8/1/16	99598	88.32	10-1110-410-04-26
300538577242	16201220410U		14-15 IDEA FLO THRU SUPPLIES	824		8/25/16	8/1/16	99598	419.97	10-1220-410-20-10
054535601477	16201220410U		14-15 IDEA FLO THRU SUPPLIES	824		8/25/16	8/1/16	99598	447.99	10-1220-410-20-10
054533934871	16201220410U		14-15 IDEA FLO THRU SUPPLIES	824		8/25/16	8/1/16	99598	447.99	10-1220-410-20-10
054538907690	16201220410U		14-15 IDEA FLO THRU SUPPLIES	824		8/25/16	8/1/16	99598	447.99	10-1220-410-20-10

Specialized Data Systems, Inc.

D:\TS\Collinsville\sds\8\Finance\Swf\_APC7.RPT

# Paid Accounts Payable by Check Number

Printed: 9/14/2016 11:34 AM  
COLLINSVILLE 10

Invoice #	A.S.N.	Vendor Name	Description	Batch #	P.O. #	Check Date	Expense on Date	Check #	Amount	State Account #
054537998221	16201220410U		14-15 IDEA FLO THRU SUPPLIES	824		8/25/16	8/1/16	99598	447.99	10-1220-410-20-10
								<b>Total</b>	9,358.75	
SOFTBALL	16461501311N	TONSOR, BILL	CMS SOFTBALL OFFICIAL	824		8/25/16	8/1/16	99600	55.00	10-1501-311-46-27
								<b>Total</b>	55.00	
SOFTBALL	16461501311N	WEBSTER, VINCE	CMS SOFTBALL OFFICIAL	824		8/25/16	8/1/16	99601	55.00	10-1501-311-46-27
								<b>Total</b>	55.00	
STMT	16124220681U	WILLIAM BEDELL ACHIEVEMEN	ELEM TUITION WILLIAM BEDELL	824		8/25/16	8/1/16	99602	8,670.20	10-4220-680-12-10
STMT	16124220681U		CHS TUITION WILLIAM BEDELL	824		8/25/16	8/1/16	99602	13,005.30	10-4220-680-12-10
								<b>Total</b>	21,675.50	
2016/0736	160226604102	WORXTIME	ACC SOFTWARE, SDS Worxtime	824		8/25/16	8/1/16	99603	23,418.00	10-2660-410-02-02
								<b>Total</b>	23,418.00	
SOCCER	16451501311G	WUEBBELS, KURT	CHS BOYS SOCCER OFFICIAL	824		8/25/16	8/1/16	99604	85.00	10-1501-311-45-22
								<b>Total</b>	85.00	
REIMBURSE	16701250410U	YORK, KYLE	15-16 TITLE III IEP	824		8/25/16	8/1/16	99605	402.15	10-1250-410-70-10
								<b>Total</b>	402.15	
REIMBURSE	16701250410U	YORK, LEA	15-16 TITLE III IEP	824		8/25/16	8/1/16	99606	50.09	10-1250-410-70-10
REIMBURSE	16701250410U		15-16 TITLE III IEP	824		8/25/16	8/1/16	99606	331.50	10-1250-410-70-10
								<b>Total</b>	381.59	
3305144	16051250410U	BARNES & NOBLE, INC.	15-16 TITLE I INST MATLS	831	500193i	8/31/16	8/1/16	99611	297.12	10-1250-410-05-10
								<b>Total</b>	297.12	
ENTRY FEE	16141130640G	BEBOP	HS BAND/MUSIC DUES AND FEES	831		8/31/16	8/1/16	99612	300.00	10-1130-640-14-22
								<b>Total</b>	300.00	
REQUEST	16932660410U	CARDMEMBER SERVICES	TECHNOLOGY GENERAL SUPPLIES	831		8/31/16	8/1/16	99613	159.98	10-2660-410-93-10
REQUEST	16932660410U		TECHNOLOGY GENERAL SUPPLIES	831		8/31/16	8/1/16	99613	10.99	10-2660-410-93-10
REQUEST	16932660410U		TECHNOLOGY GENERAL SUPPLIES	831		8/31/16	8/1/16	99613	103.53	10-2660-410-93-10
REQUEST	16202130410U		14-15 IDEA FLO THRU BLOODBORNE	831	161708i	8/31/16	8/1/16	99613	54.56	10-2130-410-20-10
REQUEST	16932660310U		NETWORK ADMIN CONTRACT? Schoc	831		8/31/16	8/1/16	99613	734.63	10-2660-310-93-10
REQUEST	16932660410U		TECHNOLOGY GENERAL SUPPLIES	831		8/31/16	8/1/16	99613	250.44	10-2660-410-93-10
REQUEST	16932660410U		TECHNOLOGY GENERAL SUPPLIES	831		8/31/16	8/1/16	99613	17.99	10-2660-410-93-10
REQUEST	16382110410U		14-15 IDEA PRESCHOOL SUPPLIES	831	161712i	8/31/16	8/1/16	99613	204.83	10-2110-410-38-10

Specialized Data Systems, Inc.

D:\TS\Collinsville\sds\8\Finance\Swf\_APC7.RPT

# Paid Accounts Payable by Check Number

Printed: 9/14/2016 11:34 AM  
COLLINSVILLE 10

Invoice #	A.S.N.	Vendor Name	Description	Batch #	P.O. #	Check Date	Expense on Date	Check #	Amount	State Account #
REQUEST	16041110410X		WEBSTER ELEM TEACHER SUPPLIES	831	881617	8/31/16	8/1/16	99613	500.00	10-1110-410-04-31
REQUEST	161411107004		ELEM MUSIC/BAND EQUI	831	881617	8/31/16	8/1/16	99613	555.81	10-1110-700-14-04
REQUEST	16932660410U		TECHNOLOGY GENERAL SUPPLIES	831		8/31/16	8/1/16	99613	36.32	10-2660-410-93-10
REQUEST	16932660410U		TECHNOLOGY GENERAL SUPPLIES	831		8/31/16	8/1/16	99613	28.00	10-2660-410-93-10
REQUEST	16932660410U		TECHNOLOGY GENERAL SUPPLIES	831		8/31/16	8/1/16	99613	68.92	10-2660-410-93-10
REQUEST	16932660410U		TECHNOLOGY GENERAL SUPPLIES	831		8/31/16	8/1/16	99613	238.31	10-2660-410-93-10
REQUEST	16932660310U		NETWORK ADMIN CONTRACT? Schoc	831	1700011	8/31/16	8/1/16	99613	1,925.00	10-2660-310-93-10
REQUEST	16932660410U		TECHNOLOGY GENERAL SUPPLIES	831		8/31/16	8/1/16	99613	239.90	10-2660-410-93-10
REQUEST	16181130410G		PROF DEV ORIENTATION/MEETINGS	831	881617	8/31/16	8/1/16	99613	71.66	10-1130-410-18-22
REQUEST	16012310332U		PROF DEV ORIENTATION/MEETINGS	831		8/31/16	8/1/16	99613	71.80	10-2310-332-01-10
								<b>Total</b>	<b>5,272.67</b>	
REFUND	14011790002B	CHAMBERS, JULIE	VEHICLE STICKER SALES	831		8/31/16	8/1/16	99614	75.00	10-1790-01-00
								<b>Total</b>	<b>75.00</b>	
FR SOCCER	16451501311G	CLARK, TOM	HS BOYS ATH CONT SVC Referees	831		8/31/16	8/1/16	99615	20.00	10-1501-311-45-22
								<b>Total</b>	<b>20.00</b>	
80977632	16703000332U	DOUBLETREE BY HILTON CHIC	15-16 TITLE III IEP	831		8/31/16	8/1/16	99616	346.62	10-3000-332-70-10
								<b>Total</b>	<b>346.62</b>	
APP#3	660125405401	FITZPATRICK MURPHY BUILDIN	CHS, Restroom, Gym floor, bleachers	831		8/31/16	8/1/16	99617	7,650.00	60-2540-540-01-01
								<b>Total</b>	<b>7,650.00</b>	
REQUEST	14011811002U	GILLILAND, THOMAS	Registration Lost Books	831		8/31/16	8/1/16	99618	22.15	10-1811-01-10
								<b>Total</b>	<b>22.15</b>	
REQUEST	14011811002U	GRUBER-HUSTER, DIANA	Registration Lost Books	831		8/31/16	8/1/16	99619	9.95	10-1811-01-10
								<b>Total</b>	<b>9.95</b>	
C LOEMKER	16752210332U	ILLINOIS PRINCIPALS ASSN	14-15 Title II (4932)	831		8/31/16	8/1/16	99620	189.00	10-2210-332-75-10
								<b>Total</b>	<b>189.00</b>	
REQUEST	16491130333G	ILLINOIS SCIENCE OLYMPIAD	HS CONTEST TRAVEL	831		8/31/16	8/1/16	99621	468.00	10-1130-333-49-22
								<b>Total</b>	<b>468.00</b>	
REQUEST	16141120640N	ILMEA STATE OFFICE	MS BAND/MUSIC DUES AND FEES	831		8/31/16	8/1/16	99622	35.00	10-1120-640-14-27
								<b>Total</b>	<b>35.00</b>	
B SNOW	16752210332U	IRC	14-15 Title II (4932)	831		8/31/16	8/1/16	99623	350.00	10-2210-332-75-10

Specialized Data Systems, Inc.

D:\TS\Collinsville\sds\8\Finance\Swf\_APC7.RPT

# Paid Accounts Payable by Check Number

Printed: 9/14/2016 11:34 AM  
 COLLINSVILLE 10

Invoice #	A.S.N.	Vendor Name	Description	Batch #	P.O. #	Check Date	Expense on Date	Check #	Amount	State Account #
								<b>Total</b>	<u>350.00</u>	
FR SOCCER	16451501311G	KEHOE, LAWRENCE	HS BOYS ATH CONT SVC Referees	831		8/31/16	8/1/16	99624	20.00	10-1501-311-45-22
								<b>Total</b>	<u>20.00</u>	
IN0011268	16242563323U	MADISON COUNTY HEALTH DEI	LUNCH PROG DIST REP MAINT SERV	831		8/31/16	8/1/16	99625	375.00	10-2563-323-24-10
IN0011249	16242563323U		LUNCH PROG DIST REP MAINT SERV	831		8/31/16	8/1/16	99625	375.00	10-2563-323-24-10
IN0011142	16242563323U		LUNCH PROG DIST REP MAINT SERV	831		8/31/16	8/1/16	99625	375.00	10-2563-323-24-10
IN0011141	16242563323U		LUNCH PROG DIST REP MAINT SERV	831		8/31/16	8/1/16	99625	375.00	10-2563-323-24-10
IN0011140	16242563323U		LUNCH PROG DIST REP MAINT SERV	831		8/31/16	8/1/16	99625	375.00	10-2563-323-24-10
IN0011139	16242563323U		LUNCH PROG DIST REP MAINT SERV	831		8/31/16	8/1/16	99625	375.00	10-2563-323-24-10
IN0011138	16242563323U		LUNCH PROG DIST REP MAINT SERV	831		8/31/16	8/1/16	99625	375.00	10-2563-323-24-10
IN0011137	16242563323U		LUNCH PROG DIST REP MAINT SERV	831		8/31/16	8/1/16	99625	375.00	10-2563-323-24-10
								<b>Total</b>	<u>3,000.00</u>	
I064285	16053300410U	METRO GLASS SERVICE	15-16 TITLE I SUPPLIES	831		8/31/16	8/1/16	99626	51.24	10-3300-410-05-10
								<b>Total</b>	<u>51.24</u>	
REFUND	14011811002U	PISETTA, JANA	Registration Lost Books	831		8/31/16	8/1/16	99627	20.07	10-1811-01-10
								<b>Total</b>	<u>20.07</u>	
1064823	16012310410B	PURITAN SPRINGS BOTTLED W	BOARD SUPPLIES	831		8/31/16	8/1/16	99628	40.50	10-2310-410-01-20
								<b>Total</b>	<u>40.50</u>	
6-001	16202130310U	REA, SHERRY	PRO RATE 14-15 IDEA Flow Thru	831		8/31/16	8/1/16	99629	1,506.50	10-2130-310-20-10
								<b>Total</b>	<u>1,506.50</u>	
REIMBURSE	16471500410G	SMITH, CLAYTON	COACH OF THE YEAR BANQUET	831		8/31/16	8/1/16	99630	329.00	10-1500-410-47-22
								<b>Total</b>	<u>329.00</u>	
D LEWIS	16752210332U	THE COLLEGE BOARD-MWRO	AP WORKSHOP	831		8/31/16	8/1/16	99631	225.00	10-2210-332-75-10
								<b>Total</b>	<u>225.00</u>	
REFUND	14011811002U	WEBB, JUDITH	Registration Lost Books	831		8/31/16	8/1/16	99632	10.99	10-1811-01-10
								<b>Total</b>	<u>10.99</u>	
REIMBURSE	16701250410U	YORK, KYLE	15-16 TITLE III IEP	831		8/31/16	8/1/16	99633	273.90	10-1250-410-70-10
								<b>Total</b>	<u>273.90</u>	
								<b>Report Total</b>	<u><u>\$443,772.95</u></u>	

# Paid Accounts Payable (Fund Summary)

---

Printed: 9/14/2016 11:35 AM  
COLLINSVILLE 10

<b>Fund Code</b>	<b>Description</b>	<b>Batch #</b>	<b>Amount</b>
10	Education Fund	824	311,245.17
20	Oper, Build, & Maint Fund	804	31,460.26
60	Capital Projects	804	97,289.00
80	Tort Fund	824	3,778.52
<b>Report Total</b>			<u><u>\$443,772.95</u></u>

# Paid Accounts Payable by Check Number

Printed: 9/14/2016 11:37 AM  
 COLLINSVILLE 10

Invoice #	A.S.N.	Vendor Name	Description	Batch #	P.O. #	Check Date	Expense on Date	Check #	Amount	State Account #
1235153	16762210332A	COLLEGE OF DUPAGE	GRANT CTE TRAVEL	803		8/3/16	8/1/16	13063	599.00	10-2210-332-76
								<b>Total</b>	<u>599.00</u>	
REQUEST	100001010002	COLLINSVILLE AREA VOCATION	CASH Bank of Edwardsville Prime	803		8/3/16	8/1/16	13064	20,000.00	10-101
								<b>Total</b>	<u>20,000.00</u>	
REQUEST	100001010002	COLLINSVILLE AREA VOCATION	CASH Bank of Edwardsville Prime	817		8/17/16	8/1/16	13087	20,000.00	10-101
								<b>Total</b>	<u>20,000.00</u>	
REQUEST	100001010002	COLLINSVILLE AREA VOCATION	CASH Bank of Edwardsville Prime	831		8/31/16	8/1/16	13102	20,000.00	10-101
								<b>Total</b>	<u>20,000.00</u>	
S MODEER	16762210413A	CONTEMPORARY LIFESAVING 1	CTE supply	831		8/31/16	8/1/16	13103	75.00	10-2210-413-76
M FEDDER	16762210413A		CTE supply	831		8/31/16	8/1/16	13103	75.00	10-2210-413-76
								<b>Total</b>	<u>150.00</u>	
466597	16762210413A	SHOP N SAVE	CTE supply	831		8/31/16	8/1/16	13104	81.15	10-2210-413-76
333607	16762210413A		CTE supply	831		8/31/16	8/1/16	13104	9.28	10-2210-413-76
								<b>Total</b>	<u>90.43</u>	
								<b>Report Total</b>	<u><u>\$60,839.43</u></u>	

# Paid Accounts Payable (Fund Summary)

---

Printed: 9/14/2016 11:38 AM  
COLLINSVILLE 10

<b>Fund Code</b>	<b>Description</b>	<b>Batch #</b>	<b>Amount</b>
10	Education Fund	831	60,839.43
<b>Report Total</b>			<u><u>\$60,839.43</u></u>

8. Monthly Financial Statements for August 2016

---

**BOARD AGENDA**  
**September 19, 2016**

---

**TO: Dr. Robert E. Green, Superintendent of Schools**

**FROM: Uta Robison, Chief School Business Official** 

**DATE: September 15, 2016**

**RE: Approval of Monthly Financial Statements**

A separate agenda item is needed for Board approval of the monthly financial statements.

I recommend approval of the following suggested motion:

“I move that the monthly financial statements of Collinsville Community Unit School District No.10 and the Collinsville Area Vocational Center for August 2016, be approved and attached to these minutes as Exhibit E-8.”

ss

Attachments

# Fund Balance Report

Printed: 9/14/2016 2:31 PM

COLLINSVILLE 10

Fund	Description	Month to Date		Year to Date		YTD Change	Fund Balance	
		Expense	Income	Expense	Income		Start of Year	Current
10	Education Fund	3,631,356.13	3,561,310.93	7,103,764.86	9,294,412.37	2,190,647.51	2,410,536.43	4,601,183.94
20	Oper, Build, & Maint Fund	141,881.11	207,151.87	360,387.71	1,260,068.66	899,680.95	4,132,207.77	5,031,888.72
30	Debt Service Fund	0.00	181,451.87	177,825.00	1,100,358.31	922,533.31	324,329.36	1,246,862.67
40	Transportation Fund	105,832.23	75,262.18	105,832.23	459,103.80	353,271.57	783,899.61	1,137,171.18
50	I.M.R.F./Soc. Sec. Fund	138,920.17	107,755.95	276,377.12	657,175.17	380,798.05	1,072,847.42	1,453,645.47
60	Capital Projects	409,181.00	40.38	632,432.00	40.38	(632,391.62)	100,578.92	(531,812.70)
70	Working Cash Fund	0.00	20,338.08	0.00	116,433.11	116,433.11	5,825,162.74	5,941,595.85
80	Tort Fund	339,551.14	133,014.00	704,902.03	805,039.65	100,137.62	1,809,691.48	1,909,829.10
90	Fire Prevention and Safety Fund	3,000.00	18,761.51	9,000.00	112,058.55	103,058.55	1,156,676.46	1,259,735.01
		<u>\$4,769,721.77</u>	<u>\$4,305,086.77</u>	<u>\$9,370,520.95</u>	<u>\$13,804,690.00</u>	<u>\$4,434,169.05</u>	<u>\$17,615,930.18</u>	<u>\$22,050,099.23</u>

**Collinsville Community Unit School District No. 10**  
**Statement of Changes in Fund Balance**  
**Operating Funds**  
**For the Month Ending August 31, 2016**

	<b>Education Fund (10)</b>	<b>Oper, Build, &amp; Maint Fund (20)</b>	<b>Transportation Fund (40)</b>	<b>Working Cash Fund (70)</b>	<b>Total</b>
Fund Balance July 31, 2016	\$ 4,671,229.14	\$ 4,966,617.96	\$ 1,167,741.23	\$ 5,921,257.77	\$ 16,726,846.10
Revenue	3,561,310.93	207,151.87	75,262.18	20,338.08	3,864,063.06
Expenditures	(3,631,356.13)	(141,881.11)	(105,832.23)	-	(3,879,069.46)
Net Change	(70,045.19)	65,270.77	(30,570.05)	20,338.08	(15,006.40)
	0.01				0.01
Fund Balance August 31, 2016	<u>\$ 4,601,183.96</u>	<u>\$ 5,031,888.73</u>	<u>\$ 1,137,171.18</u>	<u>\$ 5,941,595.85</u>	<u>\$ 16,711,839.71</u>

**Collinsville Community Unit School District No. 10**  
**Statement of Changes in Fund Balance**  
**For the Month Ending August 31, 2016**

	Fund 10	Fund 20	Fund 30	Fund 40	Fund 50	Fund 60	Fund 70	Fund 80	Fund 90	Total
Fund Balance July 31, 2016	\$ 4,671,229.14	\$ 4,966,617.96	\$ 1,065,410.80	\$ 1,167,741.23	\$ 1,484,809.69	\$ (122,672.08)	\$ 5,921,257.77	\$ 2,116,366.23	\$ 1,243,973.50	\$ 22,514,734.23
Revenue	3,561,310.93	207,151.87	181,451.87	75,262.18	107,755.95	40.38	20,338.08	133,014.00	18,761.51	4,305,086.77
Expenditures	(3,631,356.13)	(141,881.11)	-	(105,832.23)	(138,920.17)	(409,181.00)	-	(339,551.14)	(3,000.00)	(4,769,721.77)
Net Change	(70,045.19)	65,270.77	181,451.87	(30,570.05)	(31,164.22)	(409,140.62)	20,338.08	(206,537.14)	15,761.51	(464,635.00)
Fund Balance August 31, 2016	\$ 4,601,183.94	\$ 5,031,888.72	\$ 1,246,862.67	\$ 1,137,171.18	\$ 1,453,645.47	\$ (531,812.70)	\$ 5,941,595.85	\$ 1,909,829.10	\$ 1,259,735.01	\$ 22,050,099.24

08/31/16	
Revenue	\$ 4,305,086.77
<b>Cash Receipts Total</b>	5,157,230.36
CR to Expense Account	(2,073.01)
CR Asset	(978,100.04)
CR to Liab	(35,636.95)
JEs	5,899.79
AJs	158,786.18
From AP Report coded to Revenue	(1,019.56)
<b>Total</b>	\$ 4,305,086.77

08/31/16	
Expenditures	\$ (4,769,721.77)
AP Total by account report	(2,916,445.98)
Net PR 08/05/16	(963,758.23)
Net PR 08/06/16	(1,142.35)
Net PR 08/15/16	(7,064.14)
Net PR 08/19/16	(986,711.74)
Net PR 08/20/16	(4,130.55)
Net PR 08/21/16	(1,323.72)
From Cash Receipts	2,073.01
From AP Rep. coded to Assets	90,078.58
From AP Rep. coded to Liab. other than PR Liab.	17,820.00
	63.98
From AP Rep.coded to Rev.	1,019.56
JEs	-
Ajs	(200.19)
<b>Total</b>	\$ (4,769,721.77)

PR Liabilities 08/05/16	(726,958.86)
PR Liabilities 08/06/16	(201.86)
PR Liabilities 08/15/16	(4,588.73)
PR Liabilities 08/19/16	(749,839.03)
PR Liabilities 08/20/16	(3,281.03)
PR Liabilities 08/21/16	(790.95)
	\$ (1,485,660.46)
Health Insur	(17,820.00)
	(63.98)
<b>Total:</b>	\$ (1,503,544.44)
From AP Rep. Coded to Liab.	(1,503,544.44)
CEAA Dues reversal	
<b>Total:</b>	\$ (1,503,544.44)

# Balance Sheet

Printed: 9/14/2016 2:42 PM  
COLLINSVILLE 10

Education Fund 10						
Function	1000	Local				
Account	Description		Y.T.D. Bal.Frwd.	M.T.D. Activity	Y.T.D. Activity	State Account Number
<b>Local</b>						
100001010000	EDUC FD CASH - US BANK FIRSTAR		0.00	0.00	0.00	10-101
100001010002	EDUC FUND CASH, BANK OF EDWARD		115,511.79	(109,180.19)	6,331.61	10-101
100001010003	CASH (PMA 10887-102, HARRIS)		20,040.61	0.00	20,040.61	10-101
100001010001	ACTIVITY (TRUST & AGENCY) CASH		402,295.29	(989.72)	401,305.57	10-101-00-01
10-101-1	PAYROLL CASH		0.00	0.00	0.00	10-101-1
100210200001	ADMIN PETTY CASH		600.00	0.00	600.00	10-102-02
100310200001	SPEC PETTY CASH		325.00	0.00	325.00	10-102-03
10031020000G	HS PETTY CASH		125.00	0.00	125.00	10-102-03
10031020000N	CMS PETTY CASH		125.00	0.00	125.00	10-102-03
100101030000	CASH CLEARING ACCOUNT		0.00	0.00	0.00	10-103-01
100112000000	RECEIVABLE ST JOHN NEUMANN		0.00	0.00	0.00	10-120-01
100112000004	REC FROM LEARNING TREE		0.00	0.00	0.00	10-120-01
100112000005	REC UNIT 10 FED CREDIT UNION		0.00	0.00	0.00	10-120-01
100112000007	REC FROM GOOD SHEPHERD		0.00	0.00	0.00	10-120-01
100112000008	REC HOLY CROSS		0.00	0.00	0.00	10-120-01
100112000009	REC ST PETER/PAUL		0.00	0.00	0.00	10-120-01
10011200000B	RECEIVABLE BRENDA WASSER		0.00	0.00	0.00	10-120-01
10011200000M	REC MISC (TRS related)		0.00	0.00	0.00	10-120-01
10011200000U	REC UNIT (Start up money)		2,646.00	1,500.00	4,146.00	10-120-01
100114000000	REC ST JOHN NEUMANN		0.00	0.00	0.00	10-140-01
100114000001	RECEIVABLE FROM CITY OF COLL		0.00	0.00	0.00	10-140-01
100114000002	RECEIVABLE FROM VILLAGE OF CAS		0.00	0.00	0.00	10-140-01
100114000003	RECEIVABLE FROM VOC SCH		0.00	92.04	92.04	10-140-01
100114000004	RECEIVABLE FROM LEARNING TREE		0.00	0.00	0.00	10-140-01
100114000005	REC Madison County CTE System		0.00	0.00	0.00	10-140-01
100114000006	REC COLLINSVILLE RECREATION DI		0.00	0.00	0.00	10-140-01
100114000007	REC GOOD SHEPHERD		0.00	0.00	0.00	10-140-01
100114000008	SWIC Running Start (Clearing Acct)		(6,864.50)	6,859.00	(5.50)	10-140-01
100114000009	REC ST PETER & PAUL		0.00	0.00	0.00	10-140-01
10011400000M	REC MISC (warehouse related)		0.00	0.00	0.00	10-140-01
10011400000P	REC ST PARK FIRE DEPT		0.00	0.00	0.00	10-140-01
100115200000	EDUC LOAN TO O/M FUND		0.00	0.00	0.00	10-152-01
10000153000B	INTERFUND LOAN TO TRANSPORTATI		0.00	0.00	0.00	10-153
100217000011	INVENTORY GEN SUPPLIES		0.00	0.00	0.00	10-170-02
	<b>1000 Local</b>		<b>534,804.19</b>	<b>(101,718.87)</b>	<b>433,085.33</b>	* Function
<b>Drivers ED</b>						
10011710011B	VOC H PROJ #19 166 Helen P		0.00	0.00	0.00	10-171-01

# Balance Sheet

Printed: 9/14/2016 2:42 PM  
COLLINSVILLE 10

Education Fund 10						
Function	1700	Drivers ED				
Account	Description		Y.T.D. Bal.Frwd.	M.T.D. Activity	Y.T.D. Activity	State Account Number
10011710012B		VOC H PROJ #20 Lot for 222 K	514.00	0.00	514.00	10-171-01
10011710013B		VOC HOUSE 222 Keeneland C	0.00	0.00	0.00	10-171-01
10011710015B		VOC HOUSE PROJECT,400 E.Church	52,538.85	3,790.58	56,329.43	10-171-01
10011710016B		VOC HOUSE PROJECT NO 16	0.00	0.00	0.00	10-171-01
10011710017B		VOC H PROJ 17 LOTfor Proj 19	0.00	0.00	0.00	10-171-01
10011710018B		VOC HOUSE PROJ 18 LOT	0.00	0.00	0.00	10-171-01
10011800000B		EDUCATION FUND INVESTMENTS	4,531,685.81	1,141.60	4,532,827.41	10-180-01
	<b>1700</b>	<b>Drivers ED</b>	<b>4,584,738.66</b>	<b>4,932.18</b>	<b>4,589,670.84</b>	* Function
<b>State</b>						
10-400		ACTIVITY (TRUST & AGENCY)	(402,350.17)	1,044.60	(401,305.57)	10-400
10-401		SWIC CLEARING	(41,572.00)	41,572.00	0.00	10-400
	<b>3000</b>	<b>State</b>	<b>(443,922.17)</b>	<b>42,616.60</b>	<b>(401,305.57)</b>	* Function
<b>Federal</b>						
10-402		A/P LIABILITY	0.00	63.98	63.98	10-402
10-403		WAGE GARNISHMENT	(2,365.92)	0.00	(2,365.92)	10-403
10403001		WAGE GAR (4588) IL DISBURSEMEN	185.84	0.00	185.84	10-403-001
120040700000		EDUC FUND ANT WARRANT	0.00	0.00	0.00	10-407
120143200001		LOAN FROM O&M FUND	0.00	0.00	0.00	10-432-000
12014330000B		INTERFUND LOAN FROM TRANSP FU	0.00	0.00	0.00	10-433
120043400000		EDUC LOAN FROM W/CASH	0.00	0.00	0.00	10-434
120045100017		T.H.I.S.	131.44	0.00	131.44	10-451-017
120045100018		TAX SHLT BP TRS	1,470.19	0.00	1,470.19	10-451-018
120045TR0000		TRS PAYBACK	0.00	0.00	0.00	10-451-021
120045100022		THIS BP	98.59	0.00	98.59	10-451-022
120045100020		TRS BENEFIT UPGRADE BP 2.2	90.72	0.00	90.72	10-451-023
120045200000		FED W/H TAX	0.00	0.00	0.00	10-452
120045300000		STATE W/H TAX	0.00	0.00	0.00	10-453
120045510000		IMRF VOLUNTARY	0.00	0.00	0.00	10-454
120045400000		IMRF DEDUCTION	80.49	0.00	80.49	10-454-007
120045410000		IMRF PAYBACK	0.00	0.00	0.00	10-454-008
1200455A0000		TAX SHELTERED ANNUITIES	0.00	0.00	0.00	10-455
120045350000		EMP HEALTH INS PAY	(3,249.13)	(19,140.95)	(22,390.08)	10-456
120045390000		ADDITIONAL LIFE INS SUP	0.00	0.00	0.00	10-456
120045450000		LEGAL INSURANCE	0.00	0.00	0.00	10-456-002
120045600000		SEC 125 ADM FEE	(130.00)	0.00	(130.00)	10-456-003
120045610000		SEC 125 TERM LIFE	339.45	0.00	339.45	10-456-004
120045620000		SEC 125 DEP CARE	0.00	0.00	0.00	10-456-005

# Balance Sheet

Printed: 9/14/2016 2:42 PM  
COLLINSVILLE 10

Education Fund 10						
Function	4000	Federal				
Account	Description		Y.T.D. Bal.Frwd.	M.T.D. Activity	Y.T.D. Activity	State Account Number
120045630000		SEC 125 MED REIMB	0.00	0.00	0.00	10-456-006
120045330000		DISTRICT HEALTH INSURANCE	(1,078.75)	0.00	(1,078.75)	10-456-012
120045640000		DISTRICT LIFE INSURANCE	38.72	0.00	38.72	10-456-015
120045700000		FICA DEDUCTION	0.00	0.00	0.00	10-457
120045800000		MEDICARE DEDUCTION	2.32	0.00	2.32	10-458
120045900000		UNION DUES UNITEDWAY CPI FEES	(5.50)	0.00	(5.50)	10-459
	<b>4000</b>	<b>Federal</b>	<u>(4,391.55)</u>	<u>(19,076.97)</u>	<u>(23,468.52)</u>	* Function
<b>Transfer</b>						
10-703		FUND CHANGE	(2,260,692.71)	70,045.20	(2,190,647.51)	10-703
120007040000		ED FUND BALANCE	(2,410,536.43)	0.00	(2,410,536.43)	10-704
12017110000B		PERM TRF FM WKG CASH ABOLISH	0.00	0.00	0.00	10-711-01
12017310000B		SALE OF EQUIPMENT	0.00	0.00	0.00	10-731-01
	<b>7000</b>	<b>Transfer</b>	<u>(4,671,229.14)</u>	<u>70,045.20</u>	<u>(4,601,183.94)</u>	* Function
	<b>10</b>	<b>Education Fund</b>	<u><u>0.00</u></u>	<u><u>(3,201.86)</u></u>	<u><u>(3,201.86)</u></u>	Fund

# Balance Sheet

Printed: 9/14/2016 2:42 PM  
COLLINSVILLE 10

Oper, Build, & Maint Fund 20						
Function	1000	Local				
Account	Description		Y.T.D. Bal.Frwd.	M.T.D. Activity	Y.T.D. Activity	State Account Number
<b>Local</b>						
200001010000	O&M FUND CASH - US BANK		0.00	0.00	0.00	20-101
200001010001	O&M FUND CASH - UMB		0.00	0.00	0.00	20-101
200001010002	O&M FUND CASH,BANK OF EDWARDSV		1,134,709.52	63,508.44	1,198,217.96	20-101-1
200101030000	BLDG FUND CASH CLEARING ACCOUN		0.00	0.00	0.00	20-103-01
200112000008	REC HOLY CROSS		0.00	0.00	0.00	20-120-01
20011200000M	MISCELLANEOUS RECEIVABLES		0.00	0.00	0.00	20-120-01
200114000001	RECEIVABLE FROM CITY OF COLL		102.23	0.00	102.23	20-140-01
200114000002	RECEIVABLE VILLAGE OF CASEYVIL		0.00	0.00	0.00	20-140-01
200114000003	RECEIVABLE VOC SCH		0.00	503.35	503.35	20-140-01
200114000004	RECEIVABLE LEARNING TREE		0.00	0.00	0.00	20-140-01
200114000005	REC VILLAGE OF CASEYVILLE		0.00	0.00	0.00	20-140-01
200114000006	RECEIVABLE COLLINSVILLE AREA R		0.00	0.00	0.00	20-140-01
200114000007	REC GOOD SHEPHERD		0.00	0.00	0.00	20-140-01
200114000008	REC HOLY CROSS		0.00	0.00	0.00	20-140-01
200114000009	REC ST PETER & PAUL		0.00	0.00	0.00	20-140-01
20011400000M	RECEIVABLE MISC.		1,172.87	0.00	1,172.87	20-140-01
20011400000P	REC ST PARK FIRE DEPT		0.00	0.00	0.00	20-140-01
200115100001	O&M LOAN TO EDUCATION FUND		0.00	0.00	0.00	20-151-01
20011530000B	O&M LOAN TO TRANSP FUND		0.00	0.00	0.00	20-153-01
200117000001	O&M INVENTORY		0.00	0.00	0.00	20-170-01
	<b>1000 Local</b>		<b>1,135,984.62</b>	<b>64,011.79</b>	<b>1,199,996.41</b>	* Function
<b>Drivers ED</b>						
20011710011B	VOC HOUSE PROJ NO 12 LOT		0.00	0.00	0.00	20-171-01
20011710013B	VOC HOUSE PROJ 13 LOT		0.00	0.00	0.00	20-171-01
20011710015B	VOC HOUSE PROJ 14 LOT		0.00	0.00	0.00	20-171-01
20011800000B	O&M FUND INVESTMENTS		3,829,799.83	1,258.98	3,831,058.81	20-180-01
	<b>1700 Drivers ED</b>		<b>3,829,799.83</b>	<b>1,258.98</b>	<b>3,831,058.81</b>	* Function
<b>Federal</b>						
220040200000	A/P LIABILITY		826.02	0.00	826.02	20-402
220045960000	WAGE GARNISHMENT		0.00	0.00	0.00	20-403-001
22004310000B	O&M LOAN FROM EDUC FUND		0.00	0.00	0.00	20-431
22000433000B	O&M LOAN FROM TRANSP FUND		0.00	0.00	0.00	20-433
220045200000	FED W/H TAX		0.00	0.00	0.00	20-452
220045310000	ILL TAX		0.00	0.00	0.00	20-453
220045400000	IMRF DEDUCTION		0.00	0.00	0.00	20-454-007
220045410000	IMRF PAYBACK		0.00	0.00	0.00	20-454-008

# Balance Sheet

Printed: 9/14/2016 2:42 PM  
COLLINSVILLE 10

Oper, Build, & Maint Fund 20						
Function	4000	Federal				
Account	Description		Y.T.D. Bal.Frwd.	M.T.D. Activity	Y.T.D. Activity	State Account Number
2200455A0000		TAX SHELTERED ANNUITIES	0.00	0.00	0.00	20-455
220045450000		LEGAL INSURANCE	0.00	0.00	0.00	20-456
220045600000		SEC 125 ADM FEE	0.00	0.00	0.00	20-456-003
220045610000		SEC 125 TERM LIFE	0.00	0.00	0.00	20-456-004
220045620000		SEC 125 DEP CARE	0.00	0.00	0.00	20-456-005
220045630000		SEC 125 MED REIMB	0.00	0.00	0.00	20-456-006
220045330000		DISTRICT HEALTH INSURANCE	0.00	0.00	0.00	20-456-012
220045640000		DISTRICT LIFE INSURANCE	7.48	0.00	7.48	20-456-015
220045700000		FICA DEDUCTION	0.00	0.00	0.00	20-457
220045430000		MEDICARE DEDUCTION	0.00	0.00	0.00	20-458
20-459		UNION DUES CPI FEE	0.00	0.00	0.00	20-459
	<b>4000</b>	<b>Federal</b>	<u>833.50</u>	<u>0.00</u>	<u>833.50</u>	* Function
<b>Debt Services</b>						
22035990000G		FED ASBESTOS LOAN FOR HS	1,333.78	0.00	1,333.78	20-599-03
22035990001G		FED ASBESTOS LOAN 2 FOR HS	(1,333.78)	0.00	(1,333.78)	20-599-03
	<b>5000</b>	<b>Debt Services</b>	<u>0.00</u>	<u>0.00</u>	<u>0.00</u>	* Function
<b>Transfer</b>						
20-703		FUND CHANGE	(834,410.19)	(65,270.77)	(899,680.95)	20-703
220007040000		O&M FUND BALANCE	(4,132,207.77)	0.00	(4,132,207.77)	20-704
22017320000B		SALE OF VOC HOUSE PROJ LOT 11	0.00	0.00	0.00	20-732-01
	<b>7000</b>	<b>Transfer</b>	<u>(4,966,617.95)</u>	<u>(65,270.77)</u>	<u>(5,031,888.72)</u>	* Function
	<b>20</b>	<b>Oper, Build, &amp; Maint Fund</b>	<u><u>0.00</u></u>	<u><u>0.00</u></u>	<u><u>0.00</u></u>	Fund

# Balance Sheet

Printed: 9/14/2016 2:42 PM  
COLLINSVILLE 10

Debt Service Fund 30						
Function	1000	Local				
Account	Description		Y.T.D. Bal.Frwd.	M.T.D. Activity	Y.T.D. Activity	State Account Number
<b>Local</b>						
300001010000		B&I FUND CASH - US BANK	0.00	0.00	0.00	30-101
300001010002		B&I CASH BK EDWARDSVILLE	1,010,116.13	181,138.57	1,191,254.70	30-101
300101030000		CASH CLEARING ACCOUNT	0.00	0.00	0.00	30-103-01
	<b>1000</b>	<b>Local</b>	<u>1,010,116.13</u>	<u>181,138.57</u>	<u>1,191,254.70</u>	* Function
<b>Drivers ED</b>						
30011800000B		BOND & INT INVESTMENTS	55,294.67	313.30	55,607.97	30-180-01
320019500000		Escrow Account for Bond Refina	0.00	0.00	0.00	30-195
	<b>1700</b>	<b>Drivers ED</b>	<u>55,294.67</u>	<u>313.30</u>	<u>55,607.97</u>	* Function
<b>Federal</b>						
30-402		A/P LIABILITY	0.00	0.00	0.00	30-402
	<b>4000</b>	<b>Federal</b>	<u>0.00</u>	<u>0.00</u>	<u>0.00</u>	* Function
<b>Transfer</b>						
30-703		FUND CHANGE	(741,081.44)	(181,451.87)	(922,533.31)	30-703
320007040000		B&I FUND BALANCE	(324,329.36)	0.00	(324,329.36)	30-704
	<b>7000</b>	<b>Transfer</b>	<u>(1,065,410.80)</u>	<u>(181,451.87)</u>	<u>(1,246,862.67)</u>	* Function
	<b>30</b>	<b>Debt Service Fund</b>	<u>0.00</u>	<u>0.00</u>	<u>0.00</u>	Fund

# Balance Sheet

Printed: 9/14/2016 2:42 PM  
COLLINSVILLE 10

Transportation Fund 40						
Function	1000	Local				
Account	Description		Y.T.D. Bal.Frwd.	M.T.D. Activity	Y.T.D. Activity	State Account Number
<b>Local</b>						
400001010000		TRANSP FD CASH - US BANK	0.00	0.00	0.00	40-101
400001010001		TRANS FD CASH - UMB	0.00	0.00	0.00	40-101
400001010002		TRANSP FUND CASH,BANK OF EDWAR	452,849.48	(30,859.32)	421,990.16	40-101
400101030000		TRANS FD CASH CLEAR ACCT	0.00	0.00	0.00	40-103-01
40011510000B		TRANSP LOAN TO EDUC	0.00	0.00	0.00	40-151-01
40000152000B		TRANS LOAN TO O&M FUND	0.00	0.00	0.00	40-152
	<b>1000</b>	<b>Local</b>	<u>452,849.48</u>	<u>(30,859.32)</u>	<u>421,990.16</u>	* Function
<b>Drivers ED</b>						
40011800000B		TRANSP FUND INVESTMENTS	714,891.75	289.27	715,181.02	40-180-01
	<b>1700</b>	<b>Drivers ED</b>	<u>714,891.75</u>	<u>289.27</u>	<u>715,181.02</u>	* Function
<b>Federal</b>						
40-402		A/P LIABILITY	0.00	0.00	0.00	40-402
42014320000B		TRANSP LOAN FROM O&M FUND	0.00	0.00	0.00	40-432-01
420043400000		TRANSP LOAN FROM W/CASH FUND	0.00	0.00	0.00	40-434-00
	<b>4000</b>	<b>Federal</b>	<u>0.00</u>	<u>0.00</u>	<u>0.00</u>	* Function
<b>Transfer</b>						
40-703		FUND CHANGE	(383,841.62)	30,570.05	(353,271.57)	40-703
420007040000		TRANS FUND BALANCE	(783,899.61)	0.00	(783,899.61)	40-704
	<b>7000</b>	<b>Transfer</b>	<u>(1,167,741.23)</u>	<u>30,570.05</u>	<u>(1,137,171.18)</u>	* Function
	<b>40</b>	<b>Transportation Fund</b>	<u><u>0.00</u></u>	<u><u>0.00</u></u>	<u><u>0.00</u></u>	Fund

# Balance Sheet

Printed: 9/14/2016 2:42 PM  
COLLINSVILLE 10

I.M.R.F./Soc. Sec. Fund 50						
Function	1000	Local				
Account	Description		Y.T.D. Bal.Frwd.	M.T.D. Activity	Y.T.D. Activity	State Account Number
<b>Local</b>						
500001010000		IMRF CASH - US BANK (FIRSTAR)	0.00	0.00	0.00	50-101
500001010001		IMRF CASH - UMB	0.00	0.00	0.00	50-101
500001010002		IMRF FUND CASH,BANK OF EDWARDS	438,052.73	(31,533.17)	406,519.56	50-101
500101030000		IMRF CASH CLEAR ACCT	0.00	0.00	0.00	50-103-01
	<b>1000</b>	<b>Local</b>	<u>438,052.73</u>	<u>(31,533.17)</u>	<u>406,519.56</u>	* Function
<b>Drivers ED</b>						
50011800000B		IMRF INVESTMENTS	1,046,717.17	368.95	1,047,086.12	50-180-01
	<b>1700</b>	<b>Drivers ED</b>	<u>1,046,717.17</u>	<u>368.95</u>	<u>1,047,086.12</u>	* Function
<b>Federal</b>						
50-402		A/P LIABILITY	0.00	0.00	0.00	50-402
500043400000		IMRF LOAN FROM W/CASH	0.00	0.00	0.00	50-434
520045400000		IMRF BP	37.47	0.00	37.47	50-454-009
520045700000		FICA BP	0.00	0.00	0.00	50-457-010
50-458		MEDICARE BP	2.32	0.00	2.32	50-458-011
	<b>4000</b>	<b>Federal</b>	<u>39.79</u>	<u>0.00</u>	<u>39.79</u>	* Function
<b>Transfer</b>						
50-703		FUND CHANGE	(411,962.27)	31,164.22	(380,798.05)	50-703
520007040000		IMRF FUND BALANCE	(1,072,847.42)	0.00	(1,072,847.42)	50-704
	<b>7000</b>	<b>Transfer</b>	<u>(1,484,809.69)</u>	<u>31,164.22</u>	<u>(1,453,645.47)</u>	* Function
	<b>50</b>	<b>I.M.R.F./Soc. Sec. Fund</b>	<u><u>0.00</u></u>	<u><u>0.00</u></u>	<u><u>0.00</u></u>	Fund

# Balance Sheet

Printed: 9/14/2016 2:42 PM  
COLLINSVILLE 10

Capital Projects 60						
Function	1000	Local				
Account	Description		Y.T.D. Bal.Frwd.	M.T.D. Activity	Y.T.D. Activity	State Account Number
<b>Local</b>						
600001010002		CASH BK EDWARDSVILLE	(192,416.55)	(409,181.00)	(601,597.55)	60-101
	<b>1000</b>	<b>Local</b>	<u>(192,416.55)</u>	<u>(409,181.00)</u>	<u>(601,597.55)</u>	* Function
<b>Drivers ED</b>						
60011800000B		INVESTMENTS	21,915.98	13.02	21,929.00	60-180-01
60011800001B		INVESTMENTS (CDB GRANT)	47,828.49	27.36	47,855.85	60-180-01
	<b>1700</b>	<b>Drivers ED</b>	<u>69,744.47</u>	<u>40.38</u>	<u>69,784.85</u>	* Function
<b>Federal</b>						
60-402		A/P LIABILITY	0.00	0.00	0.00	60-402
	<b>4000</b>	<b>Federal</b>	<u>0.00</u>	<u>0.00</u>	<u>0.00</u>	* Function
<b>Transfer</b>						
60-703		FUND CHANGE	223,251.00	409,140.62	632,391.62	60-703
620007040000		SITE/CONST. FUND BALANCE	(100,578.92)	0.00	(100,578.92)	60-704
	<b>7000</b>	<b>Transfer</b>	<u>122,672.08</u>	<u>409,140.62</u>	<u>531,812.70</u>	* Function
	<b>60</b>	<b>Capital Projects</b>	<u><u>0.00</u></u>	<u><u>0.00</u></u>	<u><u>0.00</u></u>	Fund

# Balance Sheet

Printed: 9/14/2016 2:42 PM  
COLLINSVILLE 10

Working Cash Fund 70						
Function	1000	Local				
Account	Description		Y.T.D. Bal.Frwd.	M.T.D. Activity	Y.T.D. Activity	State Account Number
<b>Local</b>						
700001010000		WORKING CASH FUND US BANK	0.00	0.00	0.00	70-101
700001010002		WORKING CASH FUND BANK OF EDW	165,839.70	18,826.77	184,666.47	70-101
700101030000		CASH CLEARING ACCOUNT	0.00	0.00	0.00	70-103-01
700115100000		W/CASH LOAN TO EDUC FUND	0.00	0.00	0.00	70-151-01
700115300000		W/CASH LOAN TO TRANSPORTATI	0.00	0.00	0.00	70-153-01
700115500000		W/CASH LOAN TO IMRF	0.00	0.00	0.00	70-155-01
	<b>1000</b>	<b>Local</b>	<u>165,839.70</u>	<u>18,826.77</u>	<u>184,666.47</u>	* Function
<b>Drivers ED</b>						
70011800000B		WORKING CASH INVESTMENTS	5,755,418.07	1,511.31	5,756,929.38	70-180-01
	<b>1700</b>	<b>Drivers ED</b>	<u>5,755,418.07</u>	<u>1,511.31</u>	<u>5,756,929.38</u>	* Function
<b>Federal</b>						
70-402		A/P LIABILITY	0.00	0.00	0.00	70-402
	<b>4000</b>	<b>Federal</b>	<u>0.00</u>	<u>0.00</u>	<u>0.00</u>	* Function
<b>Transfer</b>						
70-703		FUND CHANGE	(96,095.03)	(20,338.08)	(116,433.11)	70-703
720007040000		WKG CASH FUND BALANCE	(5,825,162.74)	0.00	(5,825,162.74)	70-704
	<b>7000</b>	<b>Transfer</b>	<u>(5,921,257.77)</u>	<u>(20,338.08)</u>	<u>(5,941,595.85)</u>	* Function
<b>Other Financing Uses</b>						
72018110710B		PERM TRF WKG CASH- ABOLISH TO	0.00	0.00	0.00	70-811-01
	<b>8000</b>	<b>Other Financing Uses</b>	<u>0.00</u>	<u>0.00</u>	<u>0.00</u>	* Function
	<b>70</b>	<b>Working Cash Fund</b>	<u><u>0.00</u></u>	<u><u>0.00</u></u>	<u><u>0.00</u></u>	Fund

# Balance Sheet

Printed: 9/14/2016 2:42 PM  
COLLINSVILLE 10

Tort Fund 80						
Function	1000	Local				
Account	Description		Y.T.D. Bal.Frwd.	M.T.D. Activity	Y.T.D. Activity	State Account Number
<b>Local</b>						
800001010002		Cash Tort Edwardsville	442,712.82	(207,039.16)	235,673.67	80-101
	<b>1000</b>	<b>Local</b>	<u>442,712.82</u>	<u>(207,039.16)</u>	<u>235,673.67</u>	* Function
<b>Drivers ED</b>						
80011800000B		TORT INVESTMENTS	1,673,653.41	502.02	1,674,155.43	80-180-01
	<b>1700</b>	<b>Drivers ED</b>	<u>1,673,653.41</u>	<u>502.02</u>	<u>1,674,155.43</u>	* Function
<b>Federal</b>						
80-402		A/P LIABILITY	0.00	0.00	0.00	80-402
820045100017		T.H.I.S.	0.00	0.00	0.00	80-451-017
820045100018		TAX SHLT TRS	0.00	0.00	0.00	80-451-018
820045100022		THIS BP	0.00	0.00	0.00	80-451-020
820045100023		TRS 2.2	0.00	0.00	0.00	80-451-023
820045200000		FED W/H TAX	0.00	0.00	0.00	80-452
820045300000		STATE W/H TAX	0.00	0.00	0.00	80-453
820045400000		IMRF DEDUCTION	0.00	0.00	0.00	80-454-007
820045600012		DISTRICT HEALTH INSURANCE	0.00	0.00	0.00	80-456-012
820045600015		DISTRICT LIFE INSURANCE	0.00	0.00	0.00	80-456-015
820045700000		FICA DEDUCTION	0.00	0.00	0.00	80-457
820045800000		MEDICARE DEDUCTION	0.00	0.00	0.00	80-458
	<b>4000</b>	<b>Federal</b>	<u>0.00</u>	<u>0.00</u>	<u>0.00</u>	* Function
<b>Transfer</b>						
80-703		FUND CHANGE	(306,674.76)	206,537.14	(100,137.62)	80-703
820007040000		TORT FUND BALANCE	(1,809,691.48)	0.00	(1,809,691.48)	80-704
	<b>7000</b>	<b>Transfer</b>	<u>(2,116,366.23)</u>	<u>206,537.14</u>	<u>(1,909,829.10)</u>	* Function
	<b>80</b>	<b>Tort Fund</b>	<u><u>0.00</u></u>	<u><u>0.00</u></u>	<u><u>0.00</u></u>	Fund

# Balance Sheet

Printed: 9/14/2016 2:42 PM  
COLLINSVILLE 10

Fire Prevention and Safety Fund 90						
Function	1000	Local				
Account	Description		Y.T.D. Bal.Frwd.	M.T.D. Activity	Y.T.D. Activity	State Account Number
<b>Local</b>						
900001010000		FP&S CASH - US BANK (FIRSTAR)	0.00	0.00	0.00	90-101
900001010002		FP&S FUND CASH,BANK OF EDWARDS	159,221.61	15,446.24	174,667.85	90-101
900101030000		CASH CLEARING ACCOUNT	0.00	0.00	0.00	90-103-01
	<b>1000</b>	<b>Local</b>	<u>159,221.61</u>	<u>15,446.24</u>	<u>174,667.85</u>	* Function
<b>Drivers ED</b>						
90011800000B		FP&S INVESTMENTS	1,084,751.89	315.27	1,085,067.16	90-180-01
	<b>1700</b>	<b>Drivers ED</b>	<u>1,084,751.89</u>	<u>315.27</u>	<u>1,085,067.16</u>	* Function
<b>Federal</b>						
90-402		A/P LIABILITY	0.00	0.00	0.00	90-402
	<b>4000</b>	<b>Federal</b>	<u>0.00</u>	<u>0.00</u>	<u>0.00</u>	* Function
<b>Transfer</b>						
90-703		FUND CHANGE	(87,297.04)	(15,761.51)	(103,058.55)	90-703
920007040000		FP&S FUND BALANCE	(1,156,676.46)	0.00	(1,156,676.46)	90-704
92017210000B		1996 H/L/S BOND SALE PROCEEDS	0.00	0.00	0.00	90-721-01
	<b>7000</b>	<b>Transfer</b>	<u>(1,243,973.50)</u>	<u>(15,761.51)</u>	<u>(1,259,735.01)</u>	* Function
	<b>90</b>	<b>Fire Prevention and Safety Fund</b>	<u>0.00</u>	<u>0.00</u>	<u>0.00</u>	Fund
		<b>Report Total:</b>	<u>0.00</u>	<u>(3,201.86)</u>	<u>(3,201.86)</u>	

# Fund Balance Report

Printed: 9/15/2016 9:53 AM

COLLINSVILLE 10

Fund	Description	Month to Date		Year to Date		YTD Change	Fund Balance	
		Expense	Income	Expense	Income		Start of Year	Current
10	Education Fund	63,619.69	623.42	125,649.06	624.19	(125,024.87)	383,986.30	258,961.43
20	Oper, Build, & Maint Fund	1,088.37	0.00	12,097.77	0.00	(12,097.77)	0.00	(12,097.77)
		<u>\$64,708.06</u>	<u>\$623.42</u>	<u>\$137,746.83</u>	<u>\$624.19</u>	<u>(\$137,122.64)</u>	<u>\$383,986.30</u>	<u>\$246,863.66</u>

**Collinsville Area Vocational Center**  
**Statement of Changes in Fund Balance**  
**For the Month Ending August 31, 2016**

	Fund 10	Fund 20	Fund 40	Total
Fund Balance July 31, 2016	\$ 321,957.70	\$ (11,009.40)	\$ -	\$ 310,948.30
Income	\$ 623.42	\$ -	\$ -	\$ 623.42
Expenditures	(63,619.69)	(1,088.37)	-	(64,708.06)
Net change	\$ (62,996.27)	\$ (1,088.37)	\$ -	\$ (64,084.64)
				-
Fund Balance August 31, 2016	\$ 258,961.43	\$ (12,097.77)	\$ -	\$ 246,863.66

<b>08/31/16</b>	
<b>Income</b>	\$ 623.42
Cash Receipts to Expense Account to Asset	621.11
From AP Report coded to revenue	
JE's AJ's	\$ 2.31
<b>Total</b>	<b>\$ 623.42</b>

<b>08/31/16</b>	
<b>Expenditures</b>	\$ (64,708.06)
AP Check Register	\$ (89,295.40)
Net PR 08/05/16	(17,741.84)
Net PR 08/19/16	(17,670.82)
AJ's	
From AP Report coded to revenue	
From AP Rep. coded to Assets	60,000.00
From Cash Receipts coded to exp acct	\$ -
From AP Rpt coded to Liab other than PR Liab	
<b>Total</b>	<b>\$ (64,708.06)</b>

# Balance Sheet

Printed: 9/15/2016 9:04 AM  
COLLINSVILLE 10

Education Fund 10					
Function					
Account	Description	Y.T.D. Bal.Frwd.	M.T.D. Activity	Y.T.D. Activity	State Account Number
AP-Accrual-10	AP-Accrual for Fund 10	0.00	0.00	0.00	10-0
100001010000	CASH (NA)	0.00	0.00	0.00	10-100
<b>Instruction</b>					
100001010002	CASH Bank of Edwardsville Prime	(9,682.57)	24,587.34	14,904.77	10-101
10-101	PAYROLL CASH	0.00	0.00	0.00	10-101
100001010001	CASH US BANK	311,637.89	(87,583.61)	224,054.28	10-101-1
1000010100TA	ACTIVITY (TRUST & AGENCY) CASH	25,861.71	(385.24)	25,476.47	10-102
10951020000A	PETTY CASH	0.00	0.00	0.00	10-102-95
10011200000A	RECEIVABLE MISC	0.00	0.00	0.00	10-120-01
10951400000A	EDUC TUITION REC FM PART DIST	0.00	0.00	0.00	10-140-95
10951400001A	IMRF TUITION REC PART DIST	0.00	0.00	0.00	10-140-95
10011520000B	INTERFUND LOAN TO O&M FUND	0.00	0.00	0.00	10-152-01
10951520000A	LOAN TO O&M FUND	0.00	0.00	0.00	10-152-95
10951800000A	INVESTMENTS PMA -103	20,002.38	0.00	20,002.38	10-180-95
<b>1000</b>	<b>Instruction</b>	<b>347,819.41</b>	<b>(63,381.51)</b>	<b>284,437.90</b>	* Function
<b>Community Services</b>					
10-400	ACTIVITY (TRUST & AGENCY)	(25,861.71)	385.24	(25,476.47)	10-400
10-404	DUE TO UNIT	0.00	0.00	0.00	10-400
<b>3000</b>	<b>Community Services</b>	<b>(25,861.71)</b>	<b>385.24</b>	<b>(25,476.47)</b>	* Function
<b>Nonprogrammed Charges</b>					
10-402	A/P LIABILITY	0.00	0.00	0.00	10-402
10-403- 1	WAGE GAR. (4595)	0.00	0.00	0.00	10-403
10-403	WAGE GARNISH	0.00	0.00	0.00	10-403-00
12954200000A	ED FUND PAYABLE TO PARTICIPATI	0.00	0.00	0.00	10-420-95
12004310000B	INTERFUND LOAN FROM EDUCATION	0.00	0.00	0.00	10-431-00
120045190000	E.I.C.	0.00	0.00	0.00	10-451
120045090000	T.H.I.S.	0.00	0.00	0.00	10-451-017
120045110000	TRS TAX SHLT BP	0.00	0.00	0.00	10-451-018
120045150000	TRS FEDERAL	0.00	0.00	0.00	10-451-019
120045T20000	TRS 2.2	0.00	0.00	0.00	10-451-020
120045TR0000	TRS PAYBACK	0.00	0.00	0.00	10-451-021
10-451-022	T.H.I.S. BP	0.00	0.00	0.00	10-451-022
10-451-023	2.2 TRS BENEFIT UPGRADE BP	0.00	0.00	0.00	10-451-023
120045200000	FEDERAL TAX	0.00	0.00	0.00	10-452
120045300000	STATE TAX	0.00	0.00	0.00	10-453
120045340000	STATE W/H TAX	0.00	0.00	0.00	10-453
10-454	IMRF (Ded/Ben)	0.00	0.00	0.00	10-454

# Balance Sheet

Printed: 9/15/2016 9:04 AM  
COLLINSVILLE 10

Education Fund 10						
Function	4000	Nonprogrammed Charges				
Account	Description		Y.T.D. Bal.Frwd.	M.T.D. Activity	Y.T.D. Activity	State Account Number
1200455A0000		TAX SHELTERED ANNUITIES	0.00	0.00	0.00	10-455
120045350000		EMP HEALTH INS PAY	0.00	0.00	0.00	10-456
120045360000		SUMMER INSURANCE EAR	0.00	0.00	0.00	10-456
120045390000		GHP INS. ADJUSTMENT	0.00	0.00	0.00	10-456
120045600000		SEC 125-ADM-FEE	0.00	0.00	0.00	10-456-003
120045610000		SEC 125 TERM LIFE	0.00	0.00	0.00	10-456-004
120045620000		SEC 125 DEP CARE	0.00	0.00	0.00	10-456-005
120045630000		SEC 125 MED REIMB	0.00	0.00	0.00	10-456-006
120045330000		DISTRICT HEALTH INSURANCE	0.00	0.00	0.00	10-456-012
120045380000		GHP HEALTH INSURANCE	0.00	0.00	0.00	10-456-013
120045370000		PRU CARE HEALTH INSURANCE	0.00	0.00	0.00	10-456-014
120045640000		DISTRICT LIFE INSURANCE	0.00	0.00	0.00	10-456-015
120045820000		HOSPITAL INDEMNITY INSURANCE	0.00	0.00	0.00	10-456-016
10-457		FICA	0.00	0.00	0.00	10-457
10-458		MEDICARE	0.00	0.00	0.00	10-458
10-459		LIAB. DED 459	0.00	0.00	0.00	10-459
	<b>4000</b>	<b>Nonprogrammed Charges</b>	<u>0.00</u>	<u>0.00</u>	<u>0.00</u>	* Function
<b>Provision For Contingencs</b>						
10-703		FUND NET CHANGE	62,028.60	62,996.27	125,024.87	10-703
120007040000		FUND BALANCE	(383,986.30)	0.00	(383,986.30)	10-704
	<b>6000</b>	<b>Provision For Contingencs</b>	<u>(321,957.70)</u>	<u>62,996.27</u>	<u>(258,961.43)</u>	* Function
	<b>10</b>	<b>Education Fund</b>	<u><u>0.00</u></u>	<u><u>0.00</u></u>	<u><u>0.00</u></u>	Fund

# Balance Sheet

Printed: 9/15/2016 9:04 AM  
COLLINSVILLE 10

Oper, Build, & Maint Fund 20					
Function					
Account	Description	Y.T.D. Bal.Frwd.	M.T.D. Activity	Y.T.D. Activity	State Account Number
AP-Accrual-20	AP-Accrual for Fund 20	0.00	0.00	0.00	20-0
200001010000	CASH (NA)	0.00	0.00	0.00	20-100
<b>Instruction</b>					
200001010001	CASH US BANK	(11,009.40)	(1,088.37)	(12,097.77)	20-101
200001010002	CASH Bank of Edwardsville Prime	0.00	0.00	0.00	20-101
20951400000A	REC FM PART DIST BLDG FD	0.00	0.00	0.00	20-140-95
20951800000A	INVESTMENTS PMA-103	0.00	0.00	0.00	20-180-95
<b>1000</b>	<b>Instruction</b>	<u>(11,009.40)</u>	<u>(1,088.37)</u>	<u>(12,097.77)</u>	* Function
<b>Community Services</b>					
20-404	DUE TO UNIT	0.00	0.00	0.00	20-400
<b>3000</b>	<b>Community Services</b>	<u>0.00</u>	<u>0.00</u>	<u>0.00</u>	* Function
<b>Nonprogrammed Charges</b>					
20-402	A/P LIABILITY	0.00	0.00	0.00	20-402
22954200000A	OBM FUND DUE TO PART DIST	0.00	0.00	0.00	20-420-95
22954310000A	LOAN FROM EDUCATION FUND	0.00	0.00	0.00	20-431-95
20-451-017	T.H.I.S.	0.00	0.00	0.00	20-451-017
20-451-018	TRS TAX SHLT	0.00	0.00	0.00	20-451-018
20-451-022	T.H.I.S. BP	0.00	0.00	0.00	20-451-022
20-451-023	2.2 TRS BENEFIT UPGRADE BP	0.00	0.00	0.00	20-451-023
20-452	Federal Tax	0.00	0.00	0.00	20-452
20-453	IL State Tax	0.00	0.00	0.00	20-453
2200455A0000	TAX SHELTERED ANNUITIES	0.00	0.00	0.00	20-455-00
20-458	MEDICARE EME	0.00	0.00	0.00	20-458
<b>4000</b>	<b>Nonprogrammed Charges</b>	<u>0.00</u>	<u>0.00</u>	<u>0.00</u>	* Function
<b>Provision For Contingences</b>					
20-703	FUND NET CHANGE	11,009.40	1,088.37	12,097.77	20-703
220007040000	FUND BALANCE	0.00	0.00	0.00	20-704
<b>6000</b>	<b>Provision For Contingences</b>	<u>11,009.40</u>	<u>1,088.37</u>	<u>12,097.77</u>	* Function
<b>20</b>	<b>Oper, Build, &amp; Maint Fund</b>	<u><u>0.00</u></u>	<u><u>0.00</u></u>	<u><u>0.00</u></u>	Fund

# Balance Sheet

Printed: 9/15/2016 9:04 AM  
COLLINSVILLE 10

Transportation Fund 40						
Function						
Account	Description	Y.T.D. Bal.Frwd.	M.T.D. Activity	Y.T.D. Activity	State Account Number	
AP-Accrual-40	AP-Accrual for Fund 40	0.00	0.00	0.00	40-0	
400001010000	CASH (NA)	0.00	0.00	0.00	40-100	
<b>Instruction</b>						
400001010001	CASH US BANK	0.00	0.00	0.00	40-101	
400001010002	CASH Bank of Edwardsville Prime	0.00	0.00	0.00	40-101	
40951400000A	REC FROM PART DISTRICT TRANSP	0.00	0.00	0.00	40-140-95	
40951800000A	INVESTMENT PMA -103	0.00	0.00	0.00	40-180-95	
<b>1000</b>	<b>Instruction</b>	<u>0.00</u>	<u>0.00</u>	<u>0.00</u>	* Function	
<b>Nonprogrammed Charges</b>						
40-402	A/P LIABILITY	0.00	0.00	0.00	40-402	
42954200000A	DUE TO PART DISTS TRANSP FD	0.00	0.00	0.00	40-420-95	
<b>4000</b>	<b>Nonprogrammed Charges</b>	<u>0.00</u>	<u>0.00</u>	<u>0.00</u>	* Function	
<b>Provision For Contingences</b>						
40-703	FUND NET CHANGE	0.00	0.00	0.00	40-703	
420007040000	FUND BALANCE	0.00	0.00	0.00	40-704	
<b>6000</b>	<b>Provision For Contingences</b>	<u>0.00</u>	<u>0.00</u>	<u>0.00</u>	* Function	
<b>40</b>	<b>Transportation Fund</b>	<u>0.00</u>	<u>0.00</u>	<u>0.00</u>	Fund	
	<b>Report Total:</b>	<u>0.00</u>	<u>0.00</u>	<u>0.00</u>		

9. **Unfinished Business**


9.1. Adoption of 2016-17 Final Unit #10 Budget

---

**BOARD AGENDA  
SEPTEMBER 19, 2016**

---

**TO: Dr. Robert E. Green, Superintendent of Schools**

**FROM: Uta Robison, Chief School Business Official** 

**DATE: September 15, 2016**

**RE: 2016-17 Unit #10 Budget**

The final budget reflects the following changes from the tentative budget presented on August 15, 2016:

-The salary line items were changed from estimated values based on FY15-16 expenditures to values based on new contracts with an increase of about 3% for school year 2016-17.

-All supply line items were reduced by 10%, with exceptions of existing second year commitments.

Please feel free to call me with any questions or concerns prior to the meeting.

I recommend approval of the following suggested motion:

“I move that the Collinsville Unit #10 Budget for the 2016-17 fiscal year be adopted as presented and marked Exhibit “E 9.1” and that the resolution be made part of the Board minutes.

WHEREAS, the Board of Education of Collinsville Community Unit School District No. 10, Counties of Madison and St. Clair, State of Illinois, caused to be prepared in tentative form a budget, and the Secretary of this Board has made the same conveniently available to public inspection for at least thirty days prior to final action thereon;

AND WHEREAS, a public hearing was held as to such budget on the 19<sup>TH</sup> day of September 2016, notice of said hearing was given at least thirty days prior thereto as required by law, and all other legal requirements have been complied with;

NOW THEREFORE, be it resolved by the Board of Education of said district as follows:

Section 1: That the fiscal year of this School District be and the same hereby is fixed and declared to be beginning July 1, 2016, and ending June 30, 2017.

**2016-17 Unit #10 Budget**  
**Page Two**

Section 2: That the following budget containing an estimate of amounts available in each Fund, separately, and of expenditures from each be and the same is hereby adopted as the budget of this school district for said fiscal year.”

ss

Attachments



# Collinsville FY17 Budget Revenue

Printed: 9/16/2016 8:52 AM  
COLLINSVILLE 10

Education Fund 10						
Department	00	OTHER				
Source of Revenue	7100	Total Transfers from Other Funds				
Account	Description		UNIT FY17 Budget Revenue	UNIT FY16 YTD Revenue	UNIT FY16 Budget Revenue	State Account Number
<b>OTHER</b>						
<b>Total Transfers from Other Funds</b>						
140071200000	Trans. of Int. from WCF		0.00	0.00	0.00	10-7120-00-00
	<b>7100 Total Transfers from Other Funds</b>		0.00	0.00	0.00	** Source of Revenue
	<b>00 OTHER</b>		0.00	0.00	0.00	* Department
<b>OTHER</b>						
<b>Total Ad Valorem Taxes Levied</b>						
14011111000B	TAX C/Y LEVY (June, early)		(1,500,000.00)	(1,519,988.61)	(1,453,096.00)	10-1111-01-00
14011112000B	EDUC FUND TAX LAST YR LEVY		(16,285,705.00)	(16,247,027.77)	(16,346,887.00)	10-1112-01-00
14011113000B	ED FUND OTH PR YR LEVIES		0.00	0.00	0.00	10-1113-01-00
14011141000B	SPEC ED TAX C/Y LEVY (June)		(24,000.00)	(23,842.17)	(25,000.00)	10-1141-01-00
14011142000B	SPEC ED LEVY LAST YR		(255,463.00)	(254,852.22)	(256,422.00)	10-1142-01-00
14011143000B	SPEC ED OTH PR YRS		0.00	0.00	0.00	10-1143-01-00
	<b>1100 Total Ad Valorem Taxes Levied</b>		(18,065,168.00)	(18,045,710.77)	(18,081,405.00)	** Source of Revenue
<b>Total Payments in Lieu of Taxes</b>						
14011210000B	EDUC FUND MOBILE HOME PRIV TAX		(5,000.00)	(5,401.84)	(21,000.00)	10-1210-01-00
14011230001B	EDUC FUND CORP REPL TAX		(700,000.00)	(813,273.55)	(600,000.00)	10-1230-01-00
14011230003B	SPEC ED REPL TAX		(10,000.00)	(11,920.67)	(10,000.00)	10-1230-01-00
	<b>1200 Total Payments in Lieu of Taxes</b>		(715,000.00)	(830,596.06)	(631,000.00)	** Source of Revenue
<b>Total Tuition</b>						
14011310000B	OUT OF DISTRICT TUITION		0.00	0.00	0.00	10-1310-01-00
14011342000B	SPEC ED TUIT FM OTHER DISTRICT		0.00	0.00	0.00	10-1342-01-00
	<b>1300 Total Tuition</b>		0.00	0.00	0.00	** Source of Revenue
<b>Total Earnings on Investment</b>						
14011510000B	EDUC FUND INT ON INVESTMENTS		(7,000.00)	(7,185.47)	(5,000.00)	10-1510-01-00
14011510001B	INT ON EDUC TAX DIST		(100.00)	(114.13)	(1,000.00)	10-1510-01-00
	<b>1500 Total Earnings on Investment</b>		(7,100.00)	(7,299.60)	(6,000.00)	** Source of Revenue
<b>Total Pupil Activities</b>						
14011790001B	INT TRUST & AGENCY FUND		0.00	0.00	0.00	10-1790-01-00
14011790002B	VEHICLE STICKER SALES		(3,000.00)	(6,487.00)	(32,000.00)	10-1790-01-00
	<b>1700 Total Pupil Activities</b>		(3,000.00)	(6,487.00)	(32,000.00)	** Source of Revenue
<b>Total Textbooks</b>						
14011811000C	BOOK RENTAL MATL FEES CASEYVIL		(3,400.00)	(3,375.00)	(3,900.00)	10-1811-01-00

# Collinsville FY17 Budget Revenue

Printed: 9/16/2016 8:52 AM  
COLLINSVILLE 10

Education Fund 10						
Department	01	OTHER				
Source of Revenue	1800	Total Textbooks				
Account	Description		UNIT FY17 Budget Revenue	UNIT FY16 YTD Revenue	UNIT FY16 Budget Revenue	State Account Number
14011811000G	BOOK RENTAL & MATL FEES HS		(56,000.00)	(55,651.17)	(88,000.00)	10-1811-01-00
14011811000H	BOOK RENTAL & MATL FEES HOLLY		0.00	(100.00)	0.00	10-1811-01-00
14011811000I	BOOK RENTAL & MATL FEES INTERM		(22,000.00)	(22,606.60)	(25,000.00)	10-1811-01-00
14011811000J	BOOK RENTAL & MATL FEES JEFFER		(4,000.00)	(4,300.00)	(4,000.00)	10-1811-01-00
14011811000K	BOOK RENTAL & MATL FEES KREITN		(500.00)	(474.00)	(1,000.00)	10-1811-01-00
14011811000M	BOOK RENTAL & MATL FEES MARYVI		(18,000.00)	(18,355.30)	(20,000.00)	10-1811-01-00
14011811000N	BOOK RENTAL & MATL FEES MS		(27,000.00)	(26,946.00)	(33,000.00)	10-1811-01-00
14011811000R	BOOK RENTAL & MATL FEES RENFRO		(18,000.00)	(18,734.80)	(15,000.00)	10-1811-01-00
14011811000S	BOOK RENTAL & MATL FEES SUMMIT		(3,000.00)	(3,200.00)	(3,000.00)	10-1811-01-00
14011811000T	BOOK RENTAL & MATL FEES TWIN E		(4,000.00)	(4,195.00)	(5,500.00)	10-1811-01-00
14011811000X	BOOK RENTAL & MATL FEES WEB EL		(4,800.00)	(4,923.50)	(4,800.00)	10-1811-01-00
14011811001G	HS WORKBOOK SALES		0.00	0.00	0.00	10-1811-01-00
14011811000U	Book Rental & Mat Credit charg		(2,500.00)	0.00	(2,500.00)	10-1811-01-10
14011811001U	Book Rental & Mat - MISC		(88,000.00)	(88,850.02)	0.00	10-1811-01-10
14011811002U	Registration Lost Books		(1,000.00)	(1,155.32)	(4,000.00)	10-1811-01-10
14011811003U	Registration Adjustments		0.00	0.00	0.00	10-1811-01-10
<b>1800</b>	<b>Total Textbooks</b>		<b>(252,200.00)</b>	<b>(252,866.71)</b>	<b>(209,700.00)</b>	<b>** Source of Revenue</b>
<b>Total Other Rev. from Loc. Source</b>						
14011910000C	CASEYVILLE FACILITY USAGE CHG		(100.00)	0.00	(100.00)	10-1910-01-00
14011910000G	HS FACILITY USAGE CHG		(5,000.00)	(5,732.00)	(4,000.00)	10-1910-01-00
14011910000H	HOLLY HGTS FACILITY USAGE CHG		(600.00)	(600.00)	0.00	10-1910-01-00
14011910000I	FACILITY USAGE INTERMEDIATE		(2,000.00)	(1,780.00)	(1,000.00)	10-1910-01-00
14011910000J	FAC CHG JEFFERSON		(500.00)	(400.00)	(500.00)	10-1910-01-00
14011910000K	FAC USAGE KREITNER		0.00	0.00	(150.00)	10-1910-01-00
14011910000M	FAC USAGE CHG MARYVILLE		(3,000.00)	(2,675.00)	(3,800.00)	10-1910-01-00
14011910000N	CMS FACILITY USAGE CHG		(300.00)	(615.00)	(300.00)	10-1910-01-00
14011910000R	FAC USAGE CHG RENFRO		(1,500.00)	(1,470.00)	(1,500.00)	10-1910-01-00
14011910000S	FACILITY CHARGE SUMMIT		0.00	0.00	0.00	10-1910-01-00
14011910000T	FACILITY USAGE TWIN ECHO		0.00	0.00	0.00	10-1910-01-00
14011910000X	WEBSTER ELEM FACILITY USAGE CH		(1,000.00)	(960.00)	(1,800.00)	10-1910-01-00
14011960000B	TIF REPL FUNDS		(700,000.00)	(712,897.97)	(700,000.00)	10-1960-01-00
14011960001B	TIF Replacement Maryville		(1,300.00)	(1,288.48)	0.00	10-1960-01-20
14011992001U	SALE OF VOCATIONAL HOUSE		0.00	0.00	0.00	10-1992-01-00
14011999000U	TRANSCRIPT FEES		0.00	(15.00)	0.00	10-1999-01-00
14011999001B	SALE OF MISC ITEMS		0.00	0.00	0.00	10-1999-01-00
14011999002B	MISC INCOME		(4,000.00)	(7,192.31)	(4,000.00)	10-1999-01-00
14011999002U	COPY MACHINE USAGE CHARGE		0.00	0.00	0.00	10-1999-01-00

# Collinsville FY17 Budget Revenue

Printed: 9/16/2016 8:52 AM  
COLLINSVILLE 10

Education Fund 10						
Department	01	OTHER				
Source of Revenue	1900	Total Other Rev. from Loc. Source				
Account	Description		UNIT FY17 Budget Revenue	UNIT FY16 YTD Revenue	UNIT FY16 Budget Revenue	State Account Number
14011999003U	WAREHOUSE INVENTORY ADJUSTMENT		0.00	0.00	0.00	10-1999-01-00
14011999004B	BRIGGS OFF MISC DIST USE		0.00	0.00	0.00	10-1999-01-00
14011999005U	OUTSOURCED Teacher GC		0.00	0.00	(7,000.00)	10-1999-01-00
14011999006U	OTHER GRANTS-IN-AID LOCAL		0.00	0.00	0.00	10-1999-01-00
<b>1900</b>	<b>Total Other Rev. from Loc. Source</b>		<u>(719,300.00)</u>	<u>(735,625.76)</u>	<u>(724,150.00)</u>	** Source of Revenue
<b>Total Flow-Thru Rev-State</b>						
14012100000U	VOC ED FORMULA ST FUNDS REG FL		0.00	0.00	(200.00)	10-2100-01-00
14012100001U	ROE MISC Revenue		0.00	(1,000.00)	0.00	10-2100-01-00
<b>2100</b>	<b>Total Flow-Thru Rev-State</b>		<u>0.00</u>	<u>(1,000.00)</u>	<u>(200.00)</u>	** Source of Revenue
<b>Total Revenue from State Sources</b>						
14013002000B	General State Aide Loss Limit Grant		0.00	(158,853.10)	0.00	10-3001-01
14013001000B	16-17 GENERAL STATE AID		(19,099,000.00)	(17,862,335.53)	(17,865,536.00)	10-3001-01-00
14013025000B	GENERAL STATE AID INTEREST		0.00	0.00	0.00	10-3025-01-00
14013099000B	Transition Assistance ?? Maybe		0.00	0.00	0.00	10-3099-01
<b>3000</b>	<b>Total Revenue from State Sources</b>		<u>(19,099,000.00)</u>	<u>(18,021,188.63)</u>	<u>(17,865,536.00)</u>	** Source of Revenue
<b>Total Voc Ed-Tech Prep</b>						
14013290000U	OTHER GRANTS-IN-AID		0.00	0.00	0.00	10-3290-01-00
<b>3200</b>	<b>Total Voc Ed-Tech Prep</b>		<u>0.00</u>	<u>0.00</u>	<u>0.00</u>	** Source of Revenue
<b>Total Sch.Impro.-Accel.Sch.</b>						
14013651000U	NA NATIONAL BOARD CERT NA FY12		0.00	0.00	0.00	10-3651-01-00
<b>3600</b>	<b>Total Sch.Impro.-Accel.Sch.</b>		<u>0.00</u>	<u>0.00</u>	<u>0.00</u>	** Source of Revenue
<b>Total State Library Grant</b>						
140138250000	NA SUMMER BRIDGES NA FY12		0.00	0.00	0.00	10-3800-01-00
<b>3800</b>	<b>Total State Library Grant</b>		<u>0.00</u>	<u>0.00</u>	<u>0.00</u>	** Source of Revenue
<b>Total Cdb-Bond Principal</b>						
14013999000U	ILLINOIS INCOME TAX DONATION		0.00	0.00	0.00	10-3999-01-00
<b>3900</b>	<b>Total Cdb-Bond Principal</b>		<u>0.00</u>	<u>0.00</u>	<u>0.00</u>	** Source of Revenue
<b>Total Fed-Adult Ed- Basic</b>						
14014850000B	ARRA General State Aid		0.00	0.00	0.00	10-4850-01-00
14014851000B	NA ARRA Title I done		0.00	0.00	0.00	10-4851-01
14014856000B	NA ARRA IDEA Presl(FY11balanc		0.00	0.00	0.00	10-4856-01
14014857000B	NA 10-11ARRA IDEA Flow Bal		0.00	0.00	0.00	10-4857-01
14014857001B	NA 10-11ARRA IDEA FLOW done		0.00	0.00	0.00	10-4857-01
14014880000B	NA ARRA JOB STIMULUS done		0.00	0.00	0.00	10-4880-01

# Collinsville FY17 Budget Revenue

Printed: 9/16/2016 8:52 AM  
COLLINSVILLE 10

Education Fund 10						
Department	01	OTHER				
Source of Revenue	4800	Total Fed-Adult Ed- Basic				
Account	Description		UNIT FY17 Budget Revenue	UNIT FY16 YTD Revenue	UNIT FY16 Budget Revenue	State Account Number
	<b>4800</b>	<b>Total Fed-Adult Ed- Basic</b>	0.00	0.00	0.00	** Source of Revenue
<b>Subtotal Other Federal</b>						
14014995000B		HURRICANE EMERG RELIEF	0.00	0.00	0.00	10-4990-01-00
	<b>4900</b>	<b>Subtotal Other Federal</b>	0.00	0.00	0.00	** Source of Revenue
<b>Total Transfers from Other Funds</b>						
14017110000B		ABOLISHMENT WORK CASH FUND	0.00	0.00	0.00	10-7110-01-00
14017300000U		Gain/Loss	0.00	0.00	0.00	10-7300-01
	<b>7100</b>	<b>Total Transfers from Other Funds</b>	0.00	0.00	0.00	** Source of Revenue
	<b>01</b>	<b>OTHER</b>	(38,860,768.00)	(37,900,774.53)	(37,549,991.00)	* Department
<b>SUPERINTENDENT AND ADMIN</b>						
<b>Total Other Rev. from Loc. Source</b>						
14021920000B		DONATIONS	0.00	(15.00)	0.00	10-1920-02-00
14021940000B		ADMIN FEE FROM VOC SCH	0.00	0.00	0.00	10-1940-02-00
	<b>1900</b>	<b>Total Other Rev. from Loc. Source</b>	0.00	(15.00)	0.00	** Source of Revenue
	<b>02</b>	<b>SUPERINTENDENT AND ADMIN</b>	0.00	(15.00)	0.00	* Department
<b>TITLE 1, 15-16 (4300)</b>						
<b>Total Esea-Chap1-Low Income</b>						
14054300000U		15-16 TITLE I Balance	(521,311.00)	(1,081,220.00)	(1,000,000.00)	10-4300-05-00
	<b>4300</b>	<b>Total Esea-Chap1-Low Income</b>	(521,311.00)	(1,081,220.00)	(1,000,000.00)	** Source of Revenue
	<b>05</b>	<b>TITLE 1, 15-16 (4300)</b>	(521,311.00)	(1,081,220.00)	(1,000,000.00)	* Department
<b>TITLE 1, 16-17 (4300)</b>						
<b>Total Esea-Chap1-Low Income</b>						
14064300000U		16-17 TITLE I	(1,000,000.00)	(745,588.00)	(515,443.00)	10-4300-06-00
	<b>4300</b>	<b>Total Esea-Chap1-Low Income</b>	(1,000,000.00)	(745,588.00)	(515,443.00)	** Source of Revenue
	<b>06</b>	<b>TITLE 1, 16-17 (4300)</b>	(1,000,000.00)	(745,588.00)	(515,443.00)	* Department
<b>SPECIAL EDUCATION</b>						
<b>Total Other Rev. from Loc. Source</b>						
14121999000U		SPEC ED MISC INCOME	0.00	0.00	0.00	10-1999-12-00
	<b>1900</b>	<b>Total Other Rev. from Loc. Source</b>	0.00	0.00	0.00	** Source of Revenue
<b>Total Spec Ed-Priv Facility Tui</b>						
14123100000U		SPEC ED PRIV FAC (1+3 p)	(350,000.00)	(353,064.14)	(500,000.00)	10-3100-12-00

# Collinsville FY17 Budget Revenue

Printed: 9/16/2016 8:52 AM  
COLLINSVILLE 10

Education Fund 10						
Department	12	SPECIAL EDUCATION				
Source of Revenue	3100	Total Spec Ed-Priv Facility Tui				
Account	Description	UNIT FY17 Budget Revenue	UNIT FY16 YTD Revenue	UNIT FY16 Budget Revenue	State Account Number	
14123105001U	Spec Ed 3105-HH	0.00	0.00	0.00	10-3105-12	
14123105000U	SPEC ED EXTRAORD (1+3 p)	(870,000.00)	(872,791.50)	(870,000.00)	10-3105-12-00	
14123110000U	SPEC ED PERSONNEL (1+3 p)	(1,350,000.00)	(1,356,840.37)	(1,350,000.00)	10-3110-12-00	
14123120000U	SPEC ED ORPHANS (2 payment)	(40,000.00)	(63,366.78)	(35,000.00)	10-3120-12-00	
14123130000U	SPEC ED Summer Ophanage	0.00	0.00	0.00	10-3130-12-00	
14123145000U	SPEC ED SUM SCH AID	(35,000.00)	(35,813.83)	(25,000.00)	10-3145-12-00	
	<b>3100 Total Spec Ed-Priv Facility Tui</b>	<b>(2,645,000.00)</b>	<b>(2,681,876.62)</b>	<b>(2,780,000.00)</b>	<b>** Source of Revenue</b>	
	<b>12 SPECIAL EDUCATION</b>	<b>(2,645,000.00)</b>	<b>(2,681,876.62)</b>	<b>(2,780,000.00)</b>	<b>* Department</b>	
<b>DRIVER EDUCATION (3370, 3825-01)</b>						
<b><u>Total Other Rev. from Loc. Source</u></b>						
14151970000G	DRIVER ED FEES	(37,000.00)	(61,864.48)	(65,000.00)	10-1970-15-00	
	<b>1900 Total Other Rev. from Loc. Source</b>	<b>(37,000.00)</b>	<b>(61,864.48)</b>	<b>(65,000.00)</b>	<b>** Source of Revenue</b>	
<b><u>Total Bilingual Ed-Chicago</u></b>						
14153370000G	16-17 Driver ED Grant (4)	(70,000.00)	(68,730.00)	(77,000.00)	10-3370-15-00	
	<b>3300 Total Bilingual Ed-Chicago</b>	<b>(70,000.00)</b>	<b>(68,730.00)</b>	<b>(77,000.00)</b>	<b>** Source of Revenue</b>	
	<b>15 DRIVER EDUCATION (3370, 3825-01)</b>	<b>(107,000.00)</b>	<b>(130,594.48)</b>	<b>(142,000.00)</b>	<b>* Department</b>	
<b>GUIDANCE</b>						
<b><u>Total Tuition</u></b>						
14161321000U	SUM SCH FEES	(25,000.00)	(26,400.00)	(30,000.00)	10-1321-16-00	
	<b>1300 Total Tuition</b>	<b>(25,000.00)</b>	<b>(26,400.00)</b>	<b>(30,000.00)</b>	<b>** Source of Revenue</b>	
	<b>16 GUIDANCE</b>	<b>(25,000.00)</b>	<b>(26,400.00)</b>	<b>(30,000.00)</b>	<b>* Department</b>	
<b>16-17 IDEA FLO THRU (4620, 4625)</b>						
<b><u>Total Fed-Sp Ed-Preschool Flow</u></b>						
14204620000U	16-17 IDEA FLO THRU (4620)	(1,160,000.00)	(1,162,738.00)	(1,460,000.00)	10-4620-20-00	
142046250000U	NA IDEA FLOW THRU	0.00	0.00	0.00	10-4625-20-10	
14204625000U	16-17 IDEA Flow Thru (4625)	(7,000.00)	(7,260.84)	(25,000.00)	10-4625-20-10	
	<b>4600 Total Fed-Sp Ed-Preschool Flow</b>	<b>(1,167,000.00)</b>	<b>(1,169,998.84)</b>	<b>(1,485,000.00)</b>	<b>** Source of Revenue</b>	
	<b>20 16-17 IDEA FLO THRU (4620, 4625)</b>	<b>(1,167,000.00)</b>	<b>(1,169,998.84)</b>	<b>(1,485,000.00)</b>	<b>* Department</b>	
<b>15-16 IDEA FLO THRU (4620, 4625)</b>						
<b><u>Total Fed-Sp Ed-Preschool Flow</u></b>						
14214620000U	15-16 IDEA FLO THRU (4620) BALANCE	0.00	(368,811.00)	(199,430.00)	10-4620-21-00	
14214625000U	15-16 IDEA ROOM & BOARD Balanc	(32,465.00)	(70,899.90)	(32,465.00)	10-4625-21-00	

# Collinsville FY17 Budget Revenue

Printed: 9/16/2016 8:52 AM  
COLLINSVILLE 10

Education Fund 10						
Department	21	15-16 IDEA FLO THRU (4620, 4625)				
Source of Revenue	4600	Total Fed-Sp Ed-Preschool Flow				
Account	Description	UNIT FY17 Budget Revenue	UNIT FY16 YTD Revenue	UNIT FY16 Budget Revenue	State Account Number	
4600	Total Fed-Sp Ed-Preschool Flow	(32,465.00)	(439,710.90)	(231,895.00)	** Source of Revenue	
21	15-16 IDEA FLO THRU (4620, 4625)	(32,465.00)	(439,710.90)	(231,895.00)	* Department	
<b>LUNCH PROGRAM</b>						
<b>Total Food Service</b>						
14241611000U	STUDENT LUNCH SALES	(365,000.00)	(377,144.56)	(359,000.00)	10-1611-24-00	
14241612000U	STUDENT BREAKFAST SALES	0.00	0.00	0.00	10-1612-24-00	
14241613000U	SNACK BAR,MILK,ALA CARTE SALES	(275,000.00)	(276,265.82)	(284,000.00)	10-1613-24-00	
14241614000U	OTHER LUNCH PROG SALES	0.00	0.00	(17,000.00)	10-1614-24-00	
14241620000U	ADULT LUNCH SALES	(7,000.00)	(6,922.20)	0.00	10-1620-24-00	
1600	Total Food Service	(647,000.00)	(660,332.58)	(660,000.00)	** Source of Revenue	
<b>Total Bilingual Ed-Chicago</b>						
14243360000U	STATE FREE LUNCH	(12,000.00)	(11,720.92)	(50,000.00)	10-3360-24-00	
14243360001U	STATE FREE BREAKFAST	(5,000.00)	(5,064.51)	(6,700.00)	10-3360-24-00	
14243360002U	STATE PR YR FREE LUNCH	0.00	0.00	0.00	10-3360-24-00	
14243360003U	STATE PR YR FREE BREAKFAST	0.00	0.00	0.00	10-3360-24-00	
14243365000U	STATE BREAKFAST INCENTIVE	0.00	0.00	0.00	10-3365-24-00	
3300	Total Bilingual Ed-Chicago	(17,000.00)	(16,785.43)	(56,700.00)	** Source of Revenue	
<b>Total Breakfast Start-Up</b>						
14244210000U	FEDERAL REGULAR LUNCH	0.00	0.00	(37,000.00)	10-4210-24-00	
14244210001U	FEDERAL FREE LUNCH	(1,465,000.00)	(1,465,895.70)	(1,618,000.00)	10-4210-24-00	
14244210002U	FEDERAL REDUCED LUNCH	0.00	0.00	0.00	10-4210-24-00	
14244210003U	FEDERAL PR YR REGULAR LUNCH	0.00	(52.36)	0.00	10-4210-24-00	
14244210004U	FEDERAL PR YR FREE LUNCH	0.00	0.00	0.00	10-4210-24-00	
14244210005U	FEDERAL PR YR REDUCED LUNCH	0.00	0.00	0.00	10-4210-24-00	
14244220000U	FEDERAL BREAKFAST	(425,000.00)	(425,195.89)	(416,000.00)	10-4220-24-00	
14244220001U	FEDERAL PR YR BREAKFAST	0.00	(95.80)	0.00	10-4220-24-00	
14244240000U	NA Fed Fresh Fruit & Veg Grant	0.00	(910.00)	0.00	10-4240-24-10	
4200	Total Breakfast Start-Up	(1,890,000.00)	(1,892,149.75)	(2,071,000.00)	** Source of Revenue	
24	LUNCH PROGRAM	(2,554,000.00)	(2,569,267.76)	(2,787,700.00)	* Department	
<b>16-17 PRE-K AT RISK (3705-00)</b>						
<b>Total E.C.-Prevention Initiativ</b>						
14263705000U	15-16 EARLY CHILDHOOD (00) Bal	(63,660.00)	0.00	0.00	10-3705-26-00	
14263705001U	15-16 PARNT TRNG 0-3 (01) Bal	(34,841.00)	(8,491.00)	(8,491.00)	10-3705-26-00	
14263705004U	NA PRE-K SECS GRANT NA	0.00	0.00	0.00	10-3705-26-00	

# Collinsville FY17 Budget Revenue

Printed: 9/16/2016 8:52 AM  
COLLINSVILLE 10

Education Fund 10						
Department		26	16-17 PRE-K AT RISK (3705-00)			
Source of Revenue		3700	Total E.C.-Prevention Initiativ			
Account	Description		UNIT FY17 Budget Revenue	UNIT FY16 YTD Revenue	UNIT FY16 Budget Revenue	State Account Number
	<b>3700 Total E.C.-Prevention Initiativ</b>		(98,501.00)	(8,491.00)	(8,491.00)	** Source of Revenue
	<b>26 16-17 PRE-K AT RISK (3705-00)</b>		(98,501.00)	(8,491.00)	(8,491.00)	* Department
<b>15-16 PRE-K AT RISK (3705-00)</b>						
<b>Total E.C.-Prevention Initiativ</b>						
14273705000U	16-17 EARLY CHILDHOOD (-00)		(350,000.00)	(318,300.00)	(381,963.00)	10-3705-27-00
14273705001U	16-17 PARENT TRNG 0-3 (-01)		(112,000.00)	(111,970.00)	(146,000.00)	10-3705-27-00
	<b>3700 Total E.C.-Prevention Initiativ</b>		(462,000.00)	(430,270.00)	(527,963.00)	** Source of Revenue
	<b>27 15-16 PRE-K AT RISK (3705-00)</b>		(462,000.00)	(430,270.00)	(527,963.00)	* Department
<b>16-17 IDEA PRE-SCHOOL (4600)</b>						
<b>Total Fed-Sp Ed-Preschool Flow</b>						
143846000000	16-17 IDEA PRE SCH (4600)		(20,000.00)	(12,695.00)	(66,000.00)	10-4600-38-00
14384600000U	15-16 IDEA PRE SCH BAL (4600)		(20,620.00)	(6,230.00)	(1,945.00)	10-4600-38-00
	<b>4600 Total Fed-Sp Ed-Preschool Flow</b>		(40,620.00)	(18,925.00)	(67,945.00)	** Source of Revenue
	<b>38 16-17 IDEA PRE-SCHOOL (4600)</b>		(40,620.00)	(18,925.00)	(67,945.00)	* Department
<b>FY11 ARRA IDEA Flo Thru (4857)</b>						
<b>Total Esea-Drug Free-Formula</b>						
14404400000U	NA TITLE IV DRUG FREE done		0.00	0.00	0.00	10-4400-40-00
14404400001U	NA TITLE IV DRUG FREE Bal		0.00	0.00	0.00	10-4400-40-00
	<b>4400 Total Esea-Drug Free-Formula</b>		0.00	0.00	0.00	** Source of Revenue
	<b>40 FY11 ARRA IDEA Flo Thru (4857)</b>		0.00	0.00	0.00	* Department
<b>Grant MISC LIBRARY GRANTS (3800)</b>						
<b>Total State Library Grant</b>						
14443800000U	16-17 STATE LIBRARY GRANT		(2,500.00)	(2,351.16)	(2,500.00)	10-3800-44-00
14443800001U	Grant Library "Back to Books"		0.00	0.00	0.00	10-3800-44-10
	<b>3800 Total State Library Grant</b>		(2,500.00)	(2,351.16)	(2,500.00)	** Source of Revenue
	<b>44 Grant MISC LIBRARY GRANTS (3800)</b>		(2,500.00)	(2,351.16)	(2,500.00)	* Department
<b>BOYS ATHLETIC</b>						
<b>Total Pupil Activities</b>						
14451711005G	HS BOYS BASEBALL ADMISSIONS		(400.00)	(406.00)	(100.00)	10-1711-45
14451711006G	X-mas basketball tourn Adm		0.00	0.00	0.00	10-1711-45
14451711000G	IHSA SUPPLEMENT DIVIDEND/HOST		(6,000.00)	6,775.47	0.00	10-1711-45-00

# Collinsville FY17 Budget Revenue

Printed: 9/16/2016 8:52 AM  
COLLINSVILLE 10

Education Fund 10						
Department		45	BOYS ATHLETIC			
Source of Revenue		1700	Total Pupil Activities			
Account	Description	UNIT FY17 Budget Revenue	UNIT FY16 YTD Revenue	UNIT FY16 Budget Revenue	State Account Number	
14451711001G	HS BOYS BSKT ADMISSIONS	(52,000.00)	(52,114.80)	(53,000.00)	10-1711-45-00	
14451711001N	CMS BSKT ADMISSIONS	(2,600.00)	(2,608.65)	(3,000.00)	10-1711-45-00	
14451711002G	HS BOYS FB ADMISSIONS	(18,000.00)	(18,428.00)	(25,000.00)	10-1711-45-00	
14451711003G	HS SOCCER ADMISSIONS	(4,800.00)	(4,835.00)	(6,000.00)	10-1711-45-00	
14451711004G	HS BOYS WREST ADMISSIONS	(2,000.00)	(2,016.00)	(2,500.00)	10-1711-45-00	
14451711004N	CMS WRESTLING	(200.00)	(196.70)	(500.00)	10-1711-45-00	
14451720000G	HS BOYS ATH ACT FEES	(15,000.00)	(15,361.00)	(17,000.00)	10-1720-45-00	
14451720000N	CMS BOYS ATH ACT FEES	(3,000.00)	(2,950.00)	(3,000.00)	10-1720-45-00	
	<b>1700 Total Pupil Activities</b>	<b>(104,000.00)</b>	<b>(92,140.68)</b>	<b>(110,100.00)</b>	<b>** Source of Revenue</b>	
<b>Total Other Rev. from Loc. Source</b>						
14451900000U	OTHER REVENUE	(100.00)	(130.00)	(500.00)	10-1900-45-00	
	<b>1900 Total Other Rev. from Loc. Source</b>	<b>(100.00)</b>	<b>(130.00)</b>	<b>(500.00)</b>	<b>** Source of Revenue</b>	
	<b>45 BOYS ATHLETIC</b>	<b>(104,100.00)</b>	<b>(92,270.68)</b>	<b>(110,600.00)</b>	<b>* Department</b>	
<b>GIRLS ATHLETIC</b>						
<b>Total Pupil Activities</b>						
14461711001G	HS GIRLS BSKT ADMISSIONS	(3,000.00)	(3,170.00)	(2,000.00)	10-1711-46-00	
14461711001N	CMS GIRLS BSKT ADMISSIONS	(3,800.00)	(3,868.18)	(2,800.00)	10-1711-46-00	
14461711003G	HS GIRLS SOCCER ADMISSIONS	(1,500.00)	(1,666.00)	(1,400.00)	10-1711-46-00	
14461711006G	HS GIRLS VOLLEY ADMISSIONS	(3,500.00)	(3,548.75)	(3,100.00)	10-1711-46-00	
14461711006N	CMS VOLLEYBALL ADMISSIONS	(1,000.00)	(1,265.00)	(1,000.00)	10-1711-46-00	
14461711007G	ENTRY FEES: REGIONAL VOLLEYBA	0.00	0.00	0.00	10-1711-46-00	
14461720000G	HS GIRLS ATH FEES	(5,000.00)	(10,591.50)	(11,000.00)	10-1720-46-00	
14461720000N	CMS GIRLS ATH ACT FEES	(400.00)	(1,000.00)	(1,000.00)	10-1720-46-00	
	<b>1700 Total Pupil Activities</b>	<b>(18,200.00)</b>	<b>(25,109.43)</b>	<b>(22,300.00)</b>	<b>** Source of Revenue</b>	
	<b>46 GIRLS ATHLETIC</b>	<b>(18,200.00)</b>	<b>(25,109.43)</b>	<b>(22,300.00)</b>	<b>* Department</b>	
<b>MISC ATHLETICS(10) ROOFS (20)</b>						
<b>Total Pupil Activities</b>						
14471711005G	HS INVIT TRACK MEET FEES	0.00	0.00	(2,000.00)	10-1711-47-00	
14471720000G	KAHOKI STUDENT FEES	(300.00)	727.15	0.00	10-1720-47-00	
14471720000N	CMS ATH ACT FEES	(1,480.00)	(3,695.00)	(2,500.00)	10-1720-47-00	
14471720001G	HS ATH ACT FEES	(800.00)	(1,950.00)	(100.00)	10-1720-47-00	
14471720002G	GIRLS TRACK SECTIONAL	0.00	0.00	(100.00)	10-1720-47-00	
	<b>1700 Total Pupil Activities</b>	<b>(2,580.00)</b>	<b>(4,917.85)</b>	<b>(4,700.00)</b>	<b>** Source of Revenue</b>	
	<b>47 MISC ATHLETICS(10) ROOFS (20)</b>	<b>(2,580.00)</b>	<b>(4,917.85)</b>	<b>(4,700.00)</b>	<b>* Department</b>	

# Collinsville FY17 Budget Revenue

Printed: 9/16/2016 8:52 AM  
COLLINSVILLE 10

Education Fund 10						
Department		51	ADULT EDUCATION			
Source of Revenue		1300	Total Tuition			
Account	Description		UNIT FY17 Budget Revenue	UNIT FY16 YTD Revenue	UNIT FY16 Budget Revenue	State Account Number
<b>ADULT EDUCATION</b>						
<u>Total Tuition</u>						
14511351000G		ADULT ED FEES	0.00	0.00	0.00	10-1351-51-00
	1300	<b>Total Tuition</b>	0.00	0.00	0.00	** Source of Revenue
	51	<b>ADULT EDUCATION</b>	0.00	0.00	0.00	* Department
<b>00-01 GOALS 2000</b>						
<u>Total Esea-Chap1-Low Income</u>						
14524332000U		NA CSRD GRANT BALANCE	0.00	0.00	0.00	10-4332-52-00
	4300	<b>Total Esea-Chap1-Low Income</b>	0.00	0.00	0.00	** Source of Revenue
	52	<b>00-01 GOALS 2000</b>	0.00	0.00	0.00	* Department
<b>NA FY11 READ IMP (3715)</b>						
<u>Total E.C.-Prevention Initiativ</u>						
14543715000U		NA READ IMP Bal none FY11	0.00	0.00	0.00	10-3715-54-00
	3700	<b>Total E.C.-Prevention Initiativ</b>	0.00	0.00	0.00	** Source of Revenue
	54	<b>NA FY11 READ IMP (3715)</b>	0.00	0.00	0.00	* Department
<b>10-11 FED TECH PREP</b>						
<u>Total Flow-Thru Rev-Federal</u>						
14582200000U		09-10 FED TECH PREP	0.00	0.00	0.00	10-2200-58-00
	2200	<b>Total Flow-Thru Rev-Federal</b>	0.00	0.00	0.00	** Source of Revenue
	58	<b>10-11 FED TECH PREP</b>	0.00	0.00	0.00	* Department
<b>15-16 BILINGUAL (3305)</b>						
<u>Total Bilingual Ed-Chicago</u>						
14663305000U		16-17 BILINGUAI (3305)	(50,000.00)	(43,096.00)	(100,000.00)	10-3305-66-00
14663305001U		15-16 BILINGUAL (3305) Balance	(28,419.00)	(57,249.00)	(57,000.00)	10-3305-66-00
	3300	<b>Total Bilingual Ed-Chicago</b>	(78,419.00)	(100,345.00)	(157,000.00)	** Source of Revenue
<u>Subtotal Other Federal</u>						
14664909000U		16-17 TITLE III LIPLEPS GR(4909)	(30,000.00)	(30,339.00)	(50,000.00)	10-4909-66-00
14664909001U		15-16 TITLE III LIPLEPS GR Ba (4909)	(14,401.00)	(13,344.00)	(10,670.00)	10-4909-66-00
	4900	<b>Subtotal Other Federal</b>	(44,401.00)	(43,683.00)	(60,670.00)	** Source of Revenue
	66	<b>15-16 BILINGUAL (3305)</b>	(122,820.00)	(144,028.00)	(217,670.00)	* Department
<b>15-16 LIPLEPS (4909)</b>						

# Collinsville FY17 Budget Revenue

Printed: 9/16/2016 8:52 AM  
COLLINSVILLE 10

Education Fund 10						
Account	Description	UNIT FY17 Budget Revenue	UNIT FY16 YTD Revenue	UNIT FY16 Budget Revenue	State Account Number	
<b>Subtotal Other Federal</b>						
14674905000U	Title III Immig Ed (4905)	(5,000.00)	(4,584.00)	(2,000.00)	10-4905-67	
<b>4900</b>	<b>Subtotal Other Federal</b>	<b>(5,000.00)</b>	<b>(4,584.00)</b>	<b>(2,000.00)</b>	<b>** Source of Revenue</b>	
<b>67</b>	<b>15-16 LIPLEPS (4909)</b>	<b>(5,000.00)</b>	<b>(4,584.00)</b>	<b>(2,000.00)</b>	<b>* Department</b>	
<b>16-17 LIPLEP (4909)</b>						
<b>Total Flow-Thru Rev-State</b>						
14692100000U	NA RESPRO GRANT no longer	0.00	0.00	0.00	10-2100-69-00	
<b>2100</b>	<b>Total Flow-Thru Rev-State</b>	<b>0.00</b>	<b>0.00</b>	<b>0.00</b>	<b>** Source of Revenue</b>	
<b>69</b>	<b>16-17 LIPLEP (4909)</b>	<b>0.00</b>	<b>0.00</b>	<b>0.00</b>	<b>* Department</b>	
<b>Not coded</b>						
<b>Total Flow-Thru Rev-Federal</b>						
147122000000	NA 15-16 PERKINS GRANT	0.00	0.00	(40,000.00)	10-2200-71-00	
147122000001	NA PERKINS GRANT Balance	0.00	0.00	0.00	10-2200-71-00	
<b>2200</b>	<b>Total Flow-Thru Rev-Federal</b>	<b>0.00</b>	<b>0.00</b>	<b>(40,000.00)</b>	<b>** Source of Revenue</b>	
<b>71</b>	<b>Not coded</b>	<b>0.00</b>	<b>0.00</b>	<b>(40,000.00)</b>	<b>* Department</b>	
<b>Not Coded</b>						
<b>Subtotal Other Federal</b>						
14784932000U	16-17 TITLE II (4932)	(161,000.00)	(161,829.00)	(150,000.00)	10-4932-78-00	
14784932001U	15-16 TITLE II Tea Qual (4932) Ba	(64,943.00)	(92,213.00)	(65,769.00)	10-4932-78-00	
<b>4900</b>	<b>Subtotal Other Federal</b>	<b>(225,943.00)</b>	<b>(254,042.00)</b>	<b>(215,769.00)</b>	<b>** Source of Revenue</b>	
<b>78</b>	<b>Not Coded</b>	<b>(225,943.00)</b>	<b>(254,042.00)</b>	<b>(215,769.00)</b>	<b>* Department</b>	
<b>NA for FY11 TITLE V (ended)</b>						
<b>Total Esea-Chapter 2-Formula</b>						
14814100000U	NA TITLE V NA FY10	0.00	0.00	0.00	10-4100-81-00	
14814100001U	NA TITLE V Balance	0.00	0.00	0.00	10-4100-81-00	
<b>4100</b>	<b>Total Esea-Chapter 2-Formula</b>	<b>0.00</b>	<b>0.00</b>	<b>0.00</b>	<b>** Source of Revenue</b>	
<b>81</b>	<b>NA for FY11 TITLE V (ended)</b>	<b>0.00</b>	<b>0.00</b>	<b>0.00</b>	<b>* Department</b>	
<b>15-16 DORS STEP Program (White)</b>						
<b>Subtotal Other Federal</b>						
14844998000G	DORS DHS STEP	(8,000.00)	(8,406.96)	(15,000.00)	10-4998-84-22	
<b>4900</b>	<b>Subtotal Other Federal</b>	<b>(8,000.00)</b>	<b>(8,406.96)</b>	<b>(15,000.00)</b>	<b>** Source of Revenue</b>	

# Collinsville FY17 Budget Revenue

Printed: 9/16/2016 8:52 AM  
COLLINSVILLE 10

Education Fund 10						
Department		84	15-16 DORS STEP Program (White)			
Source of Revenue		4900	Subtotal Other Federal			
Account	Description	UNIT FY17 Budget Revenue	UNIT FY16 YTD Revenue	UNIT FY16 Budget Revenue	State Account Number	
	<b>84 15-16 DORS STEP Program (White)</b>	(8,000.00)	(8,406.96)	(15,000.00)	* Department	
<b>Project Lead the Way</b>						
<u>Total Other Rev. from Loc. Source</u>						
14901999000U	FY15 Project Lead the Way	0.00	0.00	0.00	10-1999-90-10	
	<b>1900 Total Other Rev. from Loc. Source</b>	0.00	0.00	0.00	** Source of Revenue	
	<b>90 Project Lead the Way</b>	0.00	0.00	0.00	* Department	
<b>MEDICAID ( old MECCA TECH)</b>						
<u>Subtotal Other Federal</u>						
14924991000U	16-17 Medicaid (AdminOut)Match	(153,000.00)	(153,455.26)	(460,000.00)	10-4991-92-00	
14924992000U	16-17 Medicaid (FFS) blank	(208,000.00)	(208,655.38)	(390,000.00)	10-4992-92	
	<b>4900 Subtotal Other Federal</b>	(361,000.00)	(362,110.64)	(850,000.00)	** Source of Revenue	
	<b>92 MEDICAID ( old MECCA TECH)</b>	(361,000.00)	(362,110.64)	(850,000.00)	* Department	
<b>TECHNOLOGY/COMPUTER</b>						
<u>Total Other Rev. from Loc. Source</u>						
14931999001U	TECH Student Fees	(10,000.00)	(24,674.60)	(38,000.00)	10-1999-93	
14931999000U	TECH MIS INCOME	0.00	0.00	0.00	10-1999-93-00	
14931999004U	E-RATE REFUND MONEY (FY11EXP)	0.00	0.00	(100,000.00)	10-1999-93-00	
	<b>1900 Total Other Rev. from Loc. Source</b>	(10,000.00)	(24,674.60)	(138,000.00)	** Source of Revenue	
<u>Total E.C.-Prevention Initiativ</u>						
14933775000U	NA ADA SAFETY/IMP GR	0.00	0.00	0.00	10-3775-93-00	
14933775001U	NA ADA SAFETY/IMP Balance	0.00	0.00	0.00	10-3775-93-00	
	<b>3700 Total E.C.-Prevention Initiativ</b>	0.00	0.00	0.00	** Source of Revenue	
<u>Subtotal Other Federal</u>						
14934971000U	NA10-11 TECH ENHANCING was cut	0.00	0.00	0.00	10-4971-93-00	
14934971001U	NA 09-10 TECH ENHANC Ba	0.00	0.00	0.00	10-4971-93-00	
	<b>4900 Subtotal Other Federal</b>	0.00	0.00	0.00	** Source of Revenue	
	<b>93 TECHNOLOGY/COMPUTER</b>	(10,000.00)	(24,674.60)	(138,000.00)	* Department	
<b>Grant: CTE Grant STATE PROG IMPR</b>						
<u>Total Flow-Thru Rev-State</u>						
149521000000	16-17 CTE GRANT (Career & Tech	(85,000.00)	(85,853.00)	(100,000.00)	10-2100-95-00	
	<b>2100 Total Flow-Thru Rev-State</b>	(85,000.00)	(85,853.00)	(100,000.00)	** Source of Revenue	

# Collinsville FY17 Budget Revenue

Printed: 9/16/2016 8:52 AM  
COLLINSVILLE 10

Education Fund 10						
Department	95	Grant: CTE Grant STATE PROG IMPR				
Source of Revenue	2100	Total Flow-Thru Rev-State				
Account	Description	UNIT FY17 Budget Revenue	UNIT FY16 YTD Revenue	UNIT FY16 Budget Revenue	State Account Number	
	<b>95 Grant: CTE Grant STATE PROG IMPR</b>	<u>(85,000.00)</u>	<u>(85,853.00)</u>	<u>(100,000.00)</u>	* Department	
<b>11-12 ELEM CAREER DEV</b>						
<u><b>Total Flow-Thru Rev-State</b></u>						
14982100000U	NA ELEM CAREER DEV	0.00	0.00	0.00	10-2100-98-00	
	<b>2100 Total Flow-Thru Rev-State</b>	<u>0.00</u>	<u>0.00</u>	<u>0.00</u>	** Source of Revenue	
	<b>98 11-12 ELEM CAREER DEV</b>	<u>0.00</u>	<u>0.00</u>	<u>0.00</u>	* Department	
	<b>10 Education Fund</b>	<u><u>(48,458,808.00)</u></u>	<u><u>(48,211,480.45)</u></u>	<u><u>(48,844,967.00)</u></u>	Fund	

# Collinsville FY17 Budget Revenue

Printed: 9/16/2016 8:52 AM  
COLLINSVILLE 10

Oper, Build, & Maint Fund 20						
Department		01	OTHER			
Source of Revenue		1100	Total Ad Valorem Taxes Levied			
Account	Description		UNIT FY17 Budget Revenue	UNIT FY16 YTD Revenue	UNIT FY16 Budget Revenue	State Account Number
<b>OTHER</b>						
<b><u>Total Ad Valorem Taxes Levied</u></b>						
24011111000B	O&M FUND TAX C/Y LEVY		(300,000.00)	(298,037.38)	(300,000.00)	20-1111-01-00
24011112000B	O&M FUND TAX LAST YR LEVY		(3,193,275.00)	(3,185,696.65)	(3,205,000.00)	20-1112-01-00
24011113000B	O&M FUND TAX OTHER PR YR LEVIE		0.00	0.00	0.00	20-1113-01-00
24011131000B	FACILITIES LEASE C/Y LEVY		(28,000.00)	(29,803.20)	(28,000.00)	20-1131-01-00
24011132000B	FACILITIES LEASE TAX PR YR		(319,000.00)	(318,558.07)	(320,000.00)	20-1132-01-00
<b>1100</b>	<b>Total Ad Valorem Taxes Levied</b>		<b>(3,840,275.00)</b>	<b>(3,832,095.30)</b>	<b>(3,853,000.00)</b>	** Source of Revenue
<b><u>Total Payments in Lieu of Taxes</u></b>						
24011230001B	O&M FUND CORP REPL TAX		(140,000.00)	(149,008.21)	(110,000.00)	20-1230-01-00
<b>1200</b>	<b>Total Payments in Lieu of Taxes</b>		<b>(140,000.00)</b>	<b>(149,008.21)</b>	<b>(110,000.00)</b>	** Source of Revenue
<b><u>Total Earnings on Investment</u></b>						
24011510000B	INT ON O&M FUND INVESTMENTS		(6,700.00)	(6,775.11)	(4,000.00)	20-1510-01-00
24011510001B	INT ON O&M FUND TAX DIST		0.00	0.00	0.00	20-1510-01-00
<b>1500</b>	<b>Total Earnings on Investment</b>		<b>(6,700.00)</b>	<b>(6,775.11)</b>	<b>(4,000.00)</b>	** Source of Revenue
<b><u>Total Other Rev. from Loc. Source</u></b>						
24011910000B	NA LANHAM LEASE		0.00	0.00	0.00	20-1910-01-00
24011999001U	Grant: School Maintenance FY14		0.00	0.00	0.00	20-1999-01
24011999000U	MISC INCOME		(100.00)	0.00	(100.00)	20-1999-01-00
<b>1900</b>	<b>Total Other Rev. from Loc. Source</b>		<b>(100.00)</b>	<b>0.00</b>	<b>(100.00)</b>	** Source of Revenue
<b><u>Total Cdb-Bond Principal</u></b>						
24023925001U	ILLINOIS LIGHTING GRANT		0.00	0.00	0.00	20-3925-01-00
<b>3900</b>	<b>Total Cdb-Bond Principal</b>		<b>0.00</b>	<b>0.00</b>	<b>0.00</b>	** Source of Revenue
<b><u>Total Transfers from Other Funds</u></b>						
24017140000B	PERMANENT TRANSF INTEREST S/C		0.00	0.00	0.00	20-7140-01-00
24017180000B	ABATEMENT WORK CASH TO O&M		0.00	0.00	0.00	20-7180-01-00
<b>7100</b>	<b>Total Transfers from Other Funds</b>		<b>0.00</b>	<b>0.00</b>	<b>0.00</b>	** Source of Revenue
<b>01</b>	<b>OTHER</b>		<b>(3,987,075.00)</b>	<b>(3,987,878.62)</b>	<b>(3,967,100.00)</b>	* Department
<b>SUPERINTENDENT AND ADMIN</b>						
<b><u>Total Cdb-Bond Principal</u></b>						
24023925000U	ENERGY & RECYCLING GRANT		0.00	0.00	0.00	20-3925-02-00
<b>3900</b>	<b>Total Cdb-Bond Principal</b>		<b>0.00</b>	<b>0.00</b>	<b>0.00</b>	** Source of Revenue
<b>02</b>	<b>SUPERINTENDENT AND ADMIN</b>		<b>0.00</b>	<b>0.00</b>	<b>0.00</b>	* Department

# Collinsville FY17 Budget Revenue

Printed: 9/16/2016 8:52 AM  
COLLINSVILLE 10

Oper, Build, & Maint Fund 20					
Department	02	SUPERINTENDENT AND ADMIN			
Source of Revenue	3900	Total Cdb-Bond Principal			
Account	Description	UNIT FY17 Budget Revenue	UNIT FY16 YTD Revenue	UNIT FY16 Budget Revenue	State Account Number
20	Oper, Build, & Maint Fund	<u>(3,987,075.00)</u>	<u>(3,987,878.62)</u>	<u>(3,967,100.00)</u>	Fund

# Collinsville FY17 Budget Revenue

Printed: 9/16/2016 8:52 AM  
COLLINSVILLE 10

Debt Service Fund 30						
Department	01	OTHER				
Source of Revenue	1100	Total Ad Valorem Taxes Levied				
Account	Description		UNIT FY17 Budget Revenue	UNIT FY16 YTD Revenue	UNIT FY16 Budget Revenue	State Account Number
<b>OTHER</b>						
<b><u>Total Ad Valorem Taxes Levied</u></b>						
34011111000B	B&I TAX LEVY CURRENT YEAR		(275,000.00)	(293,388.66)	(275,000.00)	30-1111-01-00
34011112000B	B&I TAX PRIOR YEAR TAX LEVY		(3,147,443.00)	(3,067,397.75)	(3,086,265.00)	30-1112-01-00
34011122000B	B&I TAX OTHER PRIOR YEAR LEVIE		0.00	0.00	0.00	30-1122-01-00
34011131000B	LEASE LEVY C/Y		0.00	0.00	0.00	30-1131-01
<b>1100</b>	<b>Total Ad Valorem Taxes Levied</b>		<u>(3,422,443.00)</u>	<u>(3,360,786.41)</u>	<u>(3,361,265.00)</u>	** Source of Revenue
<b><u>Total Earnings on Investment</u></b>						
34011510000B	BOND & INT FD INTEREST.		(1,300.00)	(1,344.59)	(1,000.00)	30-1510-01-00
34011510001B	B&I INT ON TAX DIST		0.00	0.00	0.00	30-1510-01-00
<b>1500</b>	<b>Total Earnings on Investment</b>		<u>(1,300.00)</u>	<u>(1,344.59)</u>	<u>(1,000.00)</u>	** Source of Revenue
<b><u>Total Transfers from Other Funds</u></b>						
34017150000B	PERMANENT TRANSFER FROM S/C		0.00	0.00	0.00	30-7150-01-00
34017230000B	ACCRUED INTEREST REF BONDS		0.00	0.00	0.00	30-7230-01-00
34017800000B	Transfer from O&M Fund		(230,000.00)	(230,000.00)	(230,000.00)	30-7800-01
<b>7100</b>	<b>Total Transfers from Other Funds</b>		<u>(230,000.00)</u>	<u>(230,000.00)</u>	<u>(230,000.00)</u>	** Source of Revenue
<b>01</b>	<b>OTHER</b>		<u>(3,653,743.00)</u>	<u>(3,592,131.00)</u>	<u>(3,592,265.00)</u>	* Department
<b>30</b>	<b>Debt Service Fund</b>		<u><u>(3,653,743.00)</u></u>	<u><u>(3,592,131.00)</u></u>	<u><u>(3,592,265.00)</u></u>	Fund

# Collinsville FY17 Budget Revenue

Printed: 9/16/2016 8:52 AM  
COLLINSVILLE 10

Transportation Fund 40						
Department	01	OTHER				
Source of Revenue	1100	Total Ad Valorem Taxes Levied				
Account	Description		UNIT FY17 Budget Revenue	UNIT FY16 YTD Revenue	UNIT FY16 Budget Revenue	State Account Number
<b>OTHER</b>						
<b><u>Total Ad Valorem Taxes Levied</u></b>						
44011111000B		TRANS FD TAX C/Y LEVY	(119,000.00)	(119,215.52)	(114,000.00)	40-1111-01-00
44011112000B		TRANSP FUND TAX LAST YR	(1,277,309.00)	(1,274,279.33)	(1,282,000.00)	40-1112-01-00
44011113000B		TRANSP FUND TAX OTHER PR YR LE	0.00	0.00	0.00	40-1113-01-00
<b>1100</b>	<b>Total Ad Valorem Taxes Levied</b>		<b>(1,396,309.00)</b>	<b>(1,393,494.85)</b>	<b>(1,396,000.00)</b>	** Source of Revenue
<b><u>Total Payments in Lieu of Taxes</u></b>						
44011230000B		corp replacement TAX	(50,000.00)	(59,603.27)	(45,000.00)	40-1230-01
<b>1200</b>	<b>Total Payments in Lieu of Taxes</b>		<b>(50,000.00)</b>	<b>(59,603.27)</b>	<b>(45,000.00)</b>	** Source of Revenue
<b><u>Total Transportation Fee</u></b>						
44011413000B		Homeless Transportation	(1,000.00)	0.00	(2,000.00)	40-1413-01-20
44011415000B		TRANSP FIELD TRIP FEES FROM PU	0.00	0.00	0.00	40-1415-01-00
<b>1400</b>	<b>Total Transportation Fee</b>		<b>(1,000.00)</b>	<b>0.00</b>	<b>(2,000.00)</b>	** Source of Revenue
<b><u>Total Earnings on Investment</u></b>						
44011510000B		TRANSP FUND INT ON INVESTMENTS	(2,000.00)	(2,120.92)	(1,000.00)	40-1510-01-00
44011510001B		INT ON TRANSP FUND TAX DIST	0.00	0.00	0.00	40-1510-01-00
<b>1500</b>	<b>Total Earnings on Investment</b>		<b>(2,000.00)</b>	<b>(2,120.92)</b>	<b>(1,000.00)</b>	** Source of Revenue
<b><u>Total Transportation Regular</u></b>						
44013500000B		16-17 REG TRANS CLAIM (3500) 3 pays	(600,000.00)	(608,877.99)	(600,000.00)	40-3500-01-00
44013500001B		15-16 REG TRANS (3500) Bal 1 pay	(203,189.00)	(193,764.67)	(193,764.00)	40-3500-01-00
<b>3500</b>	<b>Total Transportation Regular</b>		<b>(803,189.00)</b>	<b>(802,642.66)</b>	<b>(793,764.00)</b>	** Source of Revenue
<b>01</b>	<b>OTHER</b>		<b>(2,252,498.00)</b>	<b>(2,257,861.70)</b>	<b>(2,237,764.00)</b>	* Department
<b>SPECIAL EDUCATION</b>						
<b><u>Total Transportation Fee</u></b>						
44121441000B		SPEC ED FIELD TRIP FEES	0.00	0.00	0.00	40-1441-12-00
<b>1400</b>	<b>Total Transportation Fee</b>		<b>0.00</b>	<b>0.00</b>	<b>0.00</b>	** Source of Revenue
<b><u>Total Transportation Regular</u></b>						
44123510000B		15-16 SPEC ED TRANS CL (3510) 3 pays	(850,000.00)	(858,786.11)	(950,000.00)	40-3510-12-00
44123510001B		15-16 SPEC ED TRANS (3510) Bal 1 pay	(287,758.00)	(310,552.02)	(310,552.00)	40-3510-12-00
<b>3500</b>	<b>Total Transportation Regular</b>		<b>(1,137,758.00)</b>	<b>(1,169,338.13)</b>	<b>(1,260,552.00)</b>	** Source of Revenue
<b>12</b>	<b>SPECIAL EDUCATION</b>		<b>(1,137,758.00)</b>	<b>(1,169,338.13)</b>	<b>(1,260,552.00)</b>	* Department
<b>40</b>	<b>Transportation Fund</b>		<b>(3,390,256.00)</b>	<b>(3,427,199.83)</b>	<b>(3,498,316.00)</b>	Fund

# Collinsville FY17 Budget Revenue

Printed: 9/16/2016 8:52 AM  
COLLINSVILLE 10

I.M.R.F./Soc. Sec. Fund 50						
Department	01	OTHER				
Source of Revenue	1100	Total Ad Valorem Taxes Levied				
Account	Description		UNIT FY17 Budget Revenue	UNIT FY16 YTD Revenue	UNIT FY16 Budget Revenue	State Account Number
<b>OTHER</b>						
<u>Total Ad Valorem Taxes Levied</u>						
54011111000B	IMRF TAX C/Y LEVY		(80,000.00)	(85,847.73)	(73,000.00)	50-1111-01-00
54011112000B	IMRF TAX LAST YR LEVY		(920,872.00)	(824,106.66)	(829,168.00)	50-1112-01-00
54011113000B	IMRF TAX OTHER PR YR LEVIES		0.00	0.00	0.00	50-1113-01-00
54011151000B	FICA/MEDICARE C/Y LEVY		(80,000.00)	(85,847.73)	(73,000.00)	50-1151-01-00
54011152000B	SOC SEC/MEDIC TAX LAST YR LEVY		(920,872.00)	(824,106.66)	(829,000.00)	50-1152-01-00
54011153000B	SOC SEC/MEDIC OTHER PR YR LEVI		0.00	0.00	0.00	50-1153-01-00
54011191000B	SOC SEC/MEDICARE ONLY C/Y TAX		0.00	0.00	0.00	50-1191-01-00
<b>1100</b>	<b>Total Ad Valorem Taxes Levied</b>		<u>(2,001,744.00)</u>	<u>(1,819,908.78)</u>	<u>(1,804,168.00)</u>	** Source of Revenue
<u>Total Payments in Lieu of Taxes</u>						
54011230000B	IMRF CORP REPL TAX		(32,000.00)	(32,394.39)	(24,500.00)	50-1230-01-00
54011230001B	SOC SEC/MEDIC CORP REPL TAXES		(32,000.00)	(32,394.39)	(24,500.00)	50-1230-01-00
<b>1200</b>	<b>Total Payments in Lieu of Taxes</b>		<u>(64,000.00)</u>	<u>(64,788.78)</u>	<u>(49,000.00)</u>	** Source of Revenue
<u>Total Earnings on Investment</u>						
54011510000B	IMRF INT ON INVESTMENTS		(1,900.00)	(1,966.13)	(1,200.00)	50-1510-01-00
54011510001B	IMRF INT ON TAX DIST		0.00	0.00	0.00	50-1510-01-00
54011510002B	SOC SEC/MEDIC INT ON TAX DIST		0.00	0.00	0.00	50-1510-01-00
<b>1500</b>	<b>Total Earnings on Investment</b>		<u>(1,900.00)</u>	<u>(1,966.13)</u>	<u>(1,200.00)</u>	** Source of Revenue
<b>01</b>	<b>OTHER</b>		<u>(2,067,644.00)</u>	<u>(1,886,663.69)</u>	<u>(1,854,368.00)</u>	* Department
<b>50</b>	<b>I.M.R.F./Soc. Sec. Fund</b>		<u><u>(2,067,644.00)</u></u>	<u><u>(1,886,663.69)</u></u>	<u><u>(1,854,368.00)</u></u>	Fund

# Collinsville FY17 Budget Revenue

Printed: 9/16/2016 8:52 AM  
COLLINSVILLE 10

Capital Projects 60						
Department						
Source of Revenue 1100 Total Ad Valorem Taxes Levied						
Account	Description		UNIT FY17 Budget Revenue	UNIT FY16 YTD Revenue	UNIT FY16 Budget Revenue	State Account Number
<b>Total Ad Valorem Taxes Levied</b>						
64011132000B	Donations for Field Turf Logo		0.00	0.00	0.00	60-1132-00
<b>1100</b>	<b>Total Ad Valorem Taxes Levied</b>		<u>0.00</u>	<u>0.00</u>	<u>0.00</u>	** Source of Revenue
<b>OTHER</b>						
<b>Total Ad Valorem Taxes Levied</b>						
64011131000B	FACILITIES LEASE C/Y LEVY		0.00	0.00	0.00	60-1131-01-00
<b>1100</b>	<b>Total Ad Valorem Taxes Levied</b>		<u>0.00</u>	<u>0.00</u>	<u>0.00</u>	** Source of Revenue
<b>Total Earnings on Investment</b>						
64011510000B	INTEREST		(400.00)	(472.82)	(100.00)	60-1510-01-00
<b>1500</b>	<b>Total Earnings on Investment</b>		<u>(400.00)</u>	<u>(472.82)</u>	<u>(100.00)</u>	** Source of Revenue
<b>Total Other Rev. from Loc. Source</b>						
64011999001U	NA SALE OF LANHAM		0.00	0.00	0.00	60-1999-01
64011999002U	Sale of section for city pump		0.00	0.00	0.00	60-1999-01
<b>1900</b>	<b>Total Other Rev. from Loc. Source</b>		<u>0.00</u>	<u>0.00</u>	<u>0.00</u>	** Source of Revenue
<b>Total Voc Ed-Tech Prep</b>						
64013261000B	BOND PRINCIPAL		0.00	0.00	0.00	60-3261-01-00
<b>3200</b>	<b>Total Voc Ed-Tech Prep</b>		<u>0.00</u>	<u>0.00</u>	<u>0.00</u>	** Source of Revenue
<b>Total Cdb-Bond Principal</b>						
64013900000B	CDB GRANT		0.00	0.00	0.00	60-3900-01-00
<b>3900</b>	<b>Total Cdb-Bond Principal</b>		<u>0.00</u>	<u>0.00</u>	<u>0.00</u>	** Source of Revenue
<b>Total Transfers from Other Funds</b>						
64017210000B	PRINCIPAL ON BONDS SOLD		0.00	0.00	0.00	60-7210-01-00
64017230000B	ACCRUED INTEREST ON BONDS SOLD		0.00	0.00	0.00	60-7230-01-00
64017800000B	Transfer from O&M Fund		(1,500,000.00)	(1,000,000.00)	(1,400,000.00)	60-7800-01-00
<b>7100</b>	<b>Total Transfers from Other Funds</b>		<u>(1,500,000.00)</u>	<u>(1,000,000.00)</u>	<u>(1,400,000.00)</u>	** Source of Revenue
<b>01</b>	<b>OTHER</b>		<u>(1,500,400.00)</u>	<u>(1,000,472.82)</u>	<u>(1,400,100.00)</u>	* Department
<b>60</b>	<b>Capital Projects</b>		<u><u>(1,500,400.00)</u></u>	<u><u>(1,000,472.82)</u></u>	<u><u>(1,400,100.00)</u></u>	Fund

# Collinsville FY17 Budget Revenue

Printed: 9/16/2016 8:52 AM  
COLLINSVILLE 10

Working Cash Fund 70						
Department	01	OTHER				
Source of Revenue	1100	Total Ad Valorem Taxes Levied				
Account	Description		UNIT FY17 Budget Revenue	UNIT FY16 YTD Revenue	UNIT FY16 Budget Revenue	State Account Number
<b>OTHER</b>						
<b><u>Total Ad Valorem Taxes Levied</u></b>						
74011111000B		WORKING CASH FUND TAX C/Y LEVY	(29,000.00)	(29,803.20)	(29,606.00)	70-1111-01-00
74011112000B		WORKING CASH FUND LAST YR LEVY	(319,328.00)	(333,156.26)	(335,200.00)	70-1112-01-00
74011113000B		WORKING CASH FUND OTHER PR YR	(10.00)	0.00	(10.00)	70-1113-01-00
<b>1100</b>	<b>Total Ad Valorem Taxes Levied</b>		<b>(348,338.00)</b>	<b>(362,959.46)</b>	<b>(364,816.00)</b>	** Source of Revenue
<b><u>Total Payments in Lieu of Taxes</u></b>						
74011230000B		WORKING CASH FUND CORP REPL TA	(15,000.00)	(14,900.83)	(11,000.00)	70-1230-01-00
74011290000B		TIF REPL FUNDS	0.00	0.00	0.00	70-1290-01-00
<b>1200</b>	<b>Total Payments in Lieu of Taxes</b>		<b>(15,000.00)</b>	<b>(14,900.83)</b>	<b>(11,000.00)</b>	** Source of Revenue
<b><u>Total Earnings on Investment</u></b>						
74011510000B		INTEREST ON INVESTMENTS	(8,000.00)	(8,836.07)	(4,000.00)	70-1510-01-00
<b>1500</b>	<b>Total Earnings on Investment</b>		<b>(8,000.00)</b>	<b>(8,836.07)</b>	<b>(4,000.00)</b>	** Source of Revenue
<b><u>Total Voc Ed-Tech Prep</u></b>						
74013261000B		BOND PRINCIPAL	0.00	0.00	0.00	70-3261-01-00
<b>3200</b>	<b>Total Voc Ed-Tech Prep</b>		<b>0.00</b>	<b>0.00</b>	<b>0.00</b>	** Source of Revenue
<b>01</b>	<b>OTHER</b>		<b>(371,338.00)</b>	<b>(386,696.36)</b>	<b>(379,816.00)</b>	* Department
<b>70</b>	<b>Working Cash Fund</b>		<b>(371,338.00)</b>	<b>(386,696.36)</b>	<b>(379,816.00)</b>	Fund

# Collinsville FY17 Budget Revenue

Printed: 9/16/2016 8:52 AM  
COLLINSVILLE 10

Tort Fund 80						
Department	01	OTHER				
Source of Revenue	1100	Total Ad Valorem Taxes Levied				
Account	Description		UNIT FY17 Budget Revenue	UNIT FY16 YTD Revenue	UNIT FY16 Budget Revenue	State Account Number
<b>OTHER</b>						
<b><u>Total Ad Valorem Taxes Levied</u></b>						
84011121000B		TORT IMMUN TAX C/Y LEVY	(214,000.00)	(214,571.65)	(172,500.00)	80-1121-01-00
84011122000B		TORT IMMUN TAX Last YR LEVY	(2,301,629.00)	(1,922,369.92)	(1,934,188.00)	80-1122-01-00
84011123000B		TORT IMMUN TAX Other PR YR	0.00	0.00	0.00	80-1123-01-00
<b>1100</b>		<b>Total Ad Valorem Taxes Levied</b>	<b>(2,515,629.00)</b>	<b>(2,136,941.57)</b>	<b>(2,106,688.00)</b>	** Source of Revenue
<b><u>Total Payments in Lieu of Taxes</u></b>						
84011230002B		TORT IMMUN CORP REPL TAX	0.00	0.00	0.00	80-1230-01
<b>1200</b>		<b>Total Payments in Lieu of Taxes</b>	<b>0.00</b>	<b>0.00</b>	<b>0.00</b>	** Source of Revenue
<b><u>Total Earnings on Investment</u></b>						
84011510000B		TORT INT ON INVESTMENTS	(2,400.00)	(2,389.88)	(500.00)	80-1510-01-00
<b>1500</b>		<b>Total Earnings on Investment</b>	<b>(2,400.00)</b>	<b>(2,389.88)</b>	<b>(500.00)</b>	** Source of Revenue
<b>01</b>		<b>OTHER</b>	<b>(2,518,029.00)</b>	<b>(2,139,331.45)</b>	<b>(2,107,188.00)</b>	* Department
<b>80</b>		<b>Tort Fund</b>	<b>(2,518,029.00)</b>	<b>(2,139,331.45)</b>	<b>(2,107,188.00)</b>	Fund

# Collinsville FY17 Budget Revenue

Printed: 9/16/2016 8:52 AM  
COLLINSVILLE 10

Fire Prevention and Safety Fund 90						
Department	01	OTHER				
Source of Revenue	1100	Total Ad Valorem Taxes Levied				
Account	Description		UNIT FY17 Budget Revenue	UNIT FY16 YTD Revenue	UNIT FY16 Budget Revenue	State Account Number
<b>OTHER</b>						
<b><u>Total Ad Valorem Taxes Levied</u></b>						
94011111000B		FP&S FUND TAX C/Y LEVY	(29,000.00)	(29,803.20)	(28,500.00)	90-1111-01-00
94011112000B		FP&S FUND TAX LAST YR LEVY	(319,328.00)	(318,558.07)	(325,000.00)	90-1112-01-00
94011113000B		FP&S FUND OTH PR YR LEVIES	0.00	0.00	0.00	90-1113-01-00
<b>1100</b>		<b>Total Ad Valorem Taxes Levied</b>	<u>(348,328.00)</u>	<u>(348,361.27)</u>	<u>(353,500.00)</u>	** Source of Revenue
<b><u>Total Earnings on Investment</u></b>						
94011510000B		FP&S INT ON INVESTMENTS	(1,700.00)	(1,674.55)	(400.00)	90-1510-01-00
94011510001B		FP&S INT ON TAX DIST	0.00	0.00	0.00	90-1510-01-00
<b>1500</b>		<b>Total Earnings on Investment</b>	<u>(1,700.00)</u>	<u>(1,674.55)</u>	<u>(400.00)</u>	** Source of Revenue
<b>01</b>		<b>OTHER</b>	<u>(350,028.00)</u>	<u>(350,035.82)</u>	<u>(353,900.00)</u>	* Department
<b>90</b>		<b>Fire Prevention and Safety Fund</b>	<u>(350,028.00)</u>	<u>(350,035.82)</u>	<u>(353,900.00)</u>	Fund
		<b>Report Total:</b>	<u>(66,297,321.00)</u>	<u>(64,981,890.04)</u>	<u>(65,998,020.00)</u>	

# Unit Budget FY17 Expenditure Report

Printed: 9/16/2016 9:08 AM  
COLLINSVILLE 10

## Education Fund 10

Department  
Function 1110 Elementary  
Object 100 Salaries

Account	Description	UNIT FY17 Budget Expenditure	UNIT FY16 YTD Expenditure	UNIT FY16 Budget Expenditure	State Account Number
---------	-------------	------------------------------------	------------------------------	------------------------------------	----------------------

### Elementary

#### Salaries

16751110110U	NA CLASS SIZE REDUC TII (3)	0.00	20,746.14	0.00	10-1110-110-75-10
16751110120U	NA CLASS SIZE REDUC TII (3)	0.00	0.00	0.00	10-1110-120-75-10
<b>100</b>	<b>Salaries</b>	<b>0.00</b>	<b>20,746.14</b>	<b>0.00</b>	<b>Object</b>

#### Employee Benefits

16751110210U	NA CLASS SIZE GRANT FED TRS	0.00	8,557.77	0.00	10-1110-210-75-10
16751110221U	NA CLASS-SIZE REDUCT LIFE	0.00	7.59	0.00	10-1110-221-75-10
16751110222U	NA CLASS SIZE GRANT HEALTH	0.00	4,026.00	0.00	10-1110-222-75-10
<b>200</b>	<b>Employee Benefits</b>	<b>0.00</b>	<b>12,591.36</b>	<b>0.00</b>	<b>Object</b>
<b>1110</b>	<b>Elementary</b>	<b>0.00</b>	<b>33,337.50</b>	<b>0.00</b>	<b>** Function</b>

### Function 2210

#### Salaries

16752210111U	NA Title II (4932) STIPEND	0.00	50.00	0.00	10-2210-111-75-10
16752210115U	NA Title II (4932)	0.00	0.00	0.00	10-2210-115-75-10
16752210116U	NA Title II (4932)	0.00	0.00	0.00	10-2210-116-75-10
16752210120U	NA Title II (4932)	0.00	0.00	0.00	10-2210-120-75-10
<b>100</b>	<b>Salaries</b>	<b>0.00</b>	<b>50.00</b>	<b>0.00</b>	<b>Object</b>

#### Employee Benefits

16752210210U	NA Title II (4932)	0.00	16.50	0.00	10-2210-210-75-10
16752210211U	NA Title II (4932)	0.00	0.00	0.00	10-2210-211-75-10
16752210221U	NA Title II (4932) LIFE	0.00	0.00	0.00	10-2210-221-75-10
1022102227510	NA Title II (4932) STIPEN (DS)	0.00	0.00	0.00	10-2210-222-75-10
<b>200</b>	<b>Employee Benefits</b>	<b>0.00</b>	<b>16.50</b>	<b>0.00</b>	<b>Object</b>

#### Purchased Services

16752210314U	14-15 Title II PURCH SERVICES	0.00	0.00	0.00	10-2210-314-75-10
16752210332U	14-15 Title II (4932)	285.00	886.98	285.00	10-2210-332-75-10
<b>300</b>	<b>Purchased Services</b>	<b>285.00</b>	<b>886.98</b>	<b>285.00</b>	<b>Object</b>

#### Supplies And Materials

16752210410U	14-15 Title II MATERIALS	0.00	0.00	0.00	10-2210-410-75-10
16752210420U	NA Title II (4932)	0.00	0.00	0.00	10-2210-420-75-10
<b>400</b>	<b>Supplies And Materials</b>	<b>0.00</b>	<b>0.00</b>	<b>0.00</b>	<b>Object</b>
<b>2210</b>	<b>Function 2210</b>	<b>285.00</b>	<b>953.48</b>	<b>285.00</b>	<b>** Function</b>

# Unit Budget FY17 Expenditure Report

Printed: 9/16/2016 9:08 AM  
COLLINSVILLE 10

## Education Fund 10

Department  
Function 3700 Nonpublic School Pupils  
Object 300 Purchased Services

Account	Description	UNIT FY17 Budget Expenditure	UNIT FY16 YTD Expenditure	UNIT FY16 Budget Expenditure	State Account Number
---------	-------------	------------------------------------	------------------------------	------------------------------------	----------------------

### Nonpublic School Pupils

#### Purchased Services

16753700314U	NA Title II (4932) CONSULT	0.00	0.00	0.00	10-3700-314-75-10
16753700332U	14-15 Title II (4932) TRAVEL	0.00	687.00	0.00	10-3700-332-75-10
<b>300</b>	<b>Purchased Services</b>	<b>0.00</b>	<b>687.00</b>	<b>0.00</b>	<b>Object</b>

#### Supplies And Materials

16753700410U	NA Title II (4932) SUPPLIES	0.00	0.00	0.00	10-3700-410-75-10
<b>400</b>	<b>Supplies And Materials</b>	<b>0.00</b>	<b>0.00</b>	<b>0.00</b>	<b>Object</b>
<b>3700</b>	<b>Nonpublic School Pupils</b>	<b>0.00</b>	<b>687.00</b>	<b>0.00</b>	<b>** Function</b>

### Other Pymnts Gov In State

#### Purchased Services

16754190332U	14-15 Title II (4932) PUR SVC	0.00	700.00	0.00	10-4190-332-75-10
<b>300</b>	<b>Purchased Services</b>	<b>0.00</b>	<b>700.00</b>	<b>0.00</b>	<b>Object</b>
<b>4190</b>	<b>Other Pymnts Gov In State</b>	<b>0.00</b>	<b>700.00</b>	<b>0.00</b>	<b>** Function</b>

### Transfer

#### Employee Benefits

16752210222U	NA Title II (4932) HEALTH	0.00	0.00	0.00	10-7000-222-75-10
<b>200</b>	<b>Employee Benefits</b>	<b>0.00</b>	<b>0.00</b>	<b>0.00</b>	<b>Object</b>
<b>7000</b>	<b>Transfer</b>	<b>0.00</b>	<b>0.00</b>	<b>0.00</b>	<b>** Function</b>

### OTHER

#### High School

#### Salaries

16011130111G	HS TUTORING	5,000.00	3,100.68	0.00	10-1130-111-01-22
<b>100</b>	<b>Salaries</b>	<b>5,000.00</b>	<b>3,100.68</b>	<b>0.00</b>	<b>Object</b>

#### Employee Benefits

1011302210122	NA HS TUTORING (L)	0.00	0.69	0.00	10-1130-221-01-22
1011302220122	NA HS TUTORING	0.00	433.43	0.00	10-1130-222-01-22
<b>200</b>	<b>Employee Benefits</b>	<b>0.00</b>	<b>434.12</b>	<b>0.00</b>	<b>Object</b>
<b>1130</b>	<b>High School</b>	<b>5,000.00</b>	<b>3,534.80</b>	<b>0.00</b>	<b>** Function</b>

### Function 2110

#### Salaries

# Unit Budget FY17 Expenditure Report

Printed: 9/16/2016 9:08 AM  
COLLINSVILLE 10

Education Fund 10						
Account	Description	UNIT FY17 Budget Expenditure	UNIT FY16 YTD Expenditure	UNIT FY16 Budget Expenditure	State Account Number	
16012110110U	TRUANT OFF SALARY (2) see Fund 80	0.00	48,458.31	48,000.00	10-2110-110-01-10	
	<b>100 Salaries</b>	0.00	48,458.31	48,000.00	Object	
<b>Employee Benefits</b>						
16012110221U	TRUANT OFF LIFE	45.00	30.36	45.00	10-2110-221-01-10	
16012110222U	TRUANT OFF HEALTH	0.00	7,956.50	8,000.00	10-2110-222-01-10	
	<b>200 Employee Benefits</b>	45.00	7,986.86	8,045.00	Object	
<b>Purchased Services</b>						
16012110332U	TRUANT OFF TRAVEL (2)	0.00	7,344.60	7,500.00	10-2110-332-01-10	
16012110340U	TRUANT OFF CYBERTEL	0.00	0.00	0.00	10-2110-340-01-10	
16012110382U	TRUANT OFF BOND	200.00	100.00	200.00	10-2110-382-01-10	
	<b>300 Purchased Services</b>	200.00	7,444.60	7,700.00	Object	
<b>Supplies And Materials</b>						
16012110410U	TRUANT OFF SUPPLIES	0.00	0.00	0.00	10-2110-410-01-10	
	<b>400 Supplies And Materials</b>	0.00	0.00	0.00	Object	
	<b>2110 Function 2110</b>	245.00	63,889.77	63,745.00	** Function	
<b>Nurse Services</b>						
<b>Salaries</b>						
16012134110U	NURSE SAL (5) + 20 add days	333,763.00	334,476.88	334,295.00	10-2134-110-01-10	
16012134115U	NURSES AIDES SAL (5)	144,000.00	140,390.26	120,000.00	10-2134-115-01-10	
16012134116U	NURSES AIDES SUB SAL	13,000.00	12,553.63	20,000.00	10-2134-116-01-10	
16012134120U	NURSE SUB SAL	2,000.00	990.00	13,000.00	10-2134-120-01-10	
	<b>100 Salaries</b>	492,763.00	488,410.77	487,295.00	Object	
<b>Employee Benefits</b>						
16012134211U	NURSE TRS	0.00	0.00	0.00	10-2134-211-01-10	
16012134221U	NURSE LIFE	200.00	171.94	430.00	10-2134-221-01-10	
16012134222U	NURSES STAFF HEALTH (10)	90,000.00	89,459.41	115,000.00	10-2134-222-01-10	
	<b>200 Employee Benefits</b>	90,200.00	89,631.35	115,430.00	Object	
<b>Purchased Services</b>						
16012134323U	NURSE STAFF REP./MAINT.	100.00	250.00	100.00	10-2134-323-01-10	
16012134332U	NURSES STAFF TRAVEL	0.00	0.00	0.00	10-2134-332-01-10	
	<b>300 Purchased Services</b>	100.00	250.00	100.00	Object	
<b>Supplies And Materials</b>						
16012134410U	NURSES STAFF SUPPLIES	7,650.00	4,754.44	8,500.00	10-2134-410-01-10	

# Unit Budget FY17 Expenditure Report

Printed: 9/16/2016 9:08 AM  
COLLINSVILLE 10

## Education Fund 10

Department 01 OTHER  
Function 2134 Nurse Services  
Object 400 Supplies And Materials

Account	Description	UNIT FY17 Budget Expenditure	UNIT FY16 YTD Expenditure	UNIT FY16 Budget Expenditure	State Account Number
16012134412U	BLOODBORNE PATHOGEN SUPPLIES	3,150.00	3,234.31	3,500.00	10-2134-412-01-10
	400 Supplies And Materials	10,800.00	7,988.75	12,000.00	Object
	2134 Nurse Services	593,863.00	586,280.87	614,825.00	** Function
<b>Function 2210</b>					
<b>Salaries</b>					
16012210110U	Title I Grant overflow to Dist	1,000.00	0.00	1,000.00	10-2210-110-01-10
16012210111U	MENTOR STIPEND (18 1st y 23 2nd y)	30,000.00	25,496.97	30,000.00	10-2210-111-01-10
	100 Salaries	31,000.00	25,496.97	31,000.00	Object
<b>Employee Benefits</b>					
16012210221U	MENTOR STIPEND LIFE	0.00	5.72	0.00	10-2210-221-01-10
16012210222U	MENTOR HEALTH	4,000.00	3,190.08	4,000.00	10-2210-222-01-10
	200 Employee Benefits	4,000.00	3,195.80	4,000.00	Object
	2210 Function 2210	35,000.00	28,692.77	35,000.00	** Function
<b>LIPLEPS GRANT</b>					
<b>Salaries</b>					
16012212111U	ROE STIPENDS	0.00	0.00	0.00	10-2212-111-01-10
	100 Salaries	0.00	0.00	0.00	Object
<b>Employee Benefits</b>					
16012212222U	ROE STIPENDS	0.00	0.00	0.00	10-2212-222-01-10
	200 Employee Benefits	0.00	0.00	0.00	Object
	2212 LIPLEPS GRANT	0.00	0.00	0.00	** Function
<b>Function 2220</b>					
<b>Salaries</b>					
160122201153	EDUC CTR SECTY SAL (1)	53,817.00	52,913.13	52,420.00	10-2220-115-01-03
160122201163	EDUC CTR SECTY SUB SAL	100.00	0.00	100.00	10-2220-116-01-03
	100 Salaries	53,917.00	52,913.13	52,520.00	Object
<b>Employee Benefits</b>					
160122202213	EDUC CTR SECTY LIFE	15.00	15.18	23.00	10-2220-221-01-03
160122202223	EDUC CTR SECTY HEALTH	7,872.00	7,762.00	7,800.00	10-2220-222-01-03
	200 Employee Benefits	7,887.00	7,777.18	7,823.00	Object
<b>Purchased Services</b>					
160122203233	ED CTR SECTY REP/MAINT	110.00	0.00	110.00	10-2220-323-01-03

# Unit Budget FY17 Expenditure Report

Printed: 9/16/2016 9:08 AM  
COLLINSVILLE 10

Education Fund 10					
Account	Description	UNIT FY17 Budget Expenditure	UNIT FY16 YTD Expenditure	UNIT FY16 Budget Expenditure	State Account Number

<b>300</b>	<b>Purchased Services</b>	110.00	0.00	110.00	Object
<b>2220</b>	<b>Function 2220</b>	61,914.00	60,690.31	60,453.00	** Function

## Function 2310

### Salaries

16012310110B	BOARD RECORDING SEC SAL	10,000.00	9,912.72	7,500.00	10-2310-110-01-20
16012310110G	NA HS ATHLETIC SUPER SAL	0.00	0.00	0.00	10-2310-110-01-22
16012310110N	NA MS ATHLETIC SUPER SAL	0.00	0.00	0.00	10-2310-110-01-27
16012310111B	NA NATIONAL BOARD CERT STIPEND	0.00	0.00	0.00	10-2310-111-01-20
16012310115U	PUBLIC RELATIONS LIASON	41,600.00	40,384.62	42,000.00	10-2310-115-01-10
16012310221U	PUBLIC RELATIONS LIASON LIFE	15.00	3.80	15.00	10-2310-115-01-10
16012310115B	HALL MONITOR SAL (5)	112,000.00	109,305.28	100,000.00	10-2310-115-01-20
16012310116B	HALL MONITOR SUB SAL	5,000.00	4,287.56	13,717.00	10-2310-116-01-20
<b>100</b>	<b>Salaries</b>	168,615.00	163,893.98	163,232.00	Object

### Employee Benefits

16012310212U	SAFETY PERSONNEL (1+1/2) & PR LIASON IMRF	0.00	0.00	0.00	10-2310-212-01-10
16012310217U	THIS - ADMINISTRATOR	26,000.00	25,831.16	25,000.00	10-2310-217-01-10
16012310218U	2.2 TRS BENEFIT UPGRADE BP	175,000.00	171,476.38	172,000.00	10-2310-218-01-10
16012310219U	THIS BP UNIT WIDE	240,000.00	234,938.81	223,000.00	10-2310-219-01-10
1023102210110	PUBLIC RELATIONS LIASON (L) 1	15.00	11.39	0.00	10-2310-221-01-10
16012310221B	HALL MONITOR LIFE	100.00	86.10	200.00	10-2310-221-01-20
16012310221G	NA HS ATHLETIC SUPER SAL (L)	0.00	0.00	0.00	10-2310-221-01-22
16012310222U	PUBLIC RELATIONS LIASON HEALTH	8,700.00	8,408.00	7,752.00	10-2310-222-01-10
16012310222B	HALL MONITOR HEALTH	45,000.00	44,777.23	40,500.00	10-2310-222-01-20
16012310222G	HS ATHLETIC SUPER SAL HEALTH	0.00	0.00	0.00	10-2310-222-01-22
<b>200</b>	<b>Employee Benefits</b>	494,815.00	485,529.06	468,452.00	Object

### Purchased Services

16012310310B	IASB Policy update	10,000.00	5,800.00	10,000.00	10-2310-310-01-20
160123103111	CONSULTING SERVICES	7,500.00	6,111.52	7,500.00	10-2310-311-01-01
16012310311U	Shredding District (No SP ED)	1,300.00	1,331.06	1,000.00	10-2310-311-01-10
16012310311B	UNIT wide COPY SERV non-lease	150,000.00	154,283.15	150,000.00	10-2310-311-01-20
16012310312G	NA HS ATHLETIC POLICE Ser (80)	0.00	0.00	0.00	10-2310-312-01-22
16012310312N	NA MS ATHLETIC POLICE (80)	0.00	0.00	0.00	10-2310-312-01-27
16012310313B	EMPLOYEE HEPATITIS B SHOTS	3,000.00	1,755.00	3,000.00	10-2310-313-01-20
16012310314B	PARAPROFESSIONAL REIMBURSEMENT	0.00	0.00	0.00	10-2310-314-01-20

# Unit Budget FY17 Expenditure Report

Printed: 9/16/2016 9:08 AM  
COLLINSVILLE 10

Education Fund 10						
Department	01	OTHER				
Function	2310	Function 2310				
Object	300	Purchased Services				
Account	Description		UNIT FY17 Budget Expenditure	UNIT FY16 YTD Expenditure	UNIT FY16 Budget Expenditure	State Account Number
16012310317B	DUE PROCESS LEGAL (employees)		40,000.00	39,742.50	130,000.00	10-2310-317-01-20
16012310320G	NA HS ATHLETIC TRAINERS		0.00	0.00	0.00	10-2310-320-01-22
16012310324G	HS FOOTBALL EQU RECONDITONI		12,500.00	12,536.71	12,500.00	10-2310-324-01-22
16012310330B	TRAINING, MEETING REFRESHM		3,600.00	461.05	4,000.00	10-2310-330-01-20
16012310332U	PROF DEV ORIENTATION/MEETINGS		9,000.00	4,648.10	9,000.00	10-2310-332-01-10
16012310332B	BOARD TRAVEL		15,000.00	9,393.18	15,000.00	10-2310-332-01-20
16012310333B	BOARD Sup Search		0.00	0.00	0.00	10-2310-333-01-20
	<b>300 Purchased Services</b>		<b>251,900.00</b>	<b>236,062.27</b>	<b>342,000.00</b>	Object
<b>Supplies And Materials</b>						
16012310410B	BOARD SUPPLIES		2,700.00	2,123.48	3,000.00	10-2310-410-01-20
16012310411U	DISTRICT MIS SUPPLIES		900.00	0.00	1,000.00	10-2310-411-01-10
16012310411B	BOARD Computers		0.00	0.00	0.00	10-2310-411-01-20
16012310412U	NA DISTRICT COPY PAPER		0.00	(7,139.49)	0.00	10-2310-412-01-10
	<b>400 Supplies And Materials</b>		<b>3,600.00</b>	<b>(5,016.01)</b>	<b>4,000.00</b>	Object
<b>Other Objects</b>						
16012310640B	IASB DUES & LUDA PROF DUES		19,000.00	17,821.50	19,000.00	10-2310-640-01-20
16012310690B	GRADUATION EXPENSES		8,500.00	7,643.05	8,500.00	10-2310-690-01-20
	<b>600 Other Objects</b>		<b>27,500.00</b>	<b>25,464.55</b>	<b>27,500.00</b>	Object
<b>Termination Benefits</b>						
16012310800U	NA TRS EARLY RETIR OPT Dept 80		0.00	0.00	0.00	10-2310-800-01-10
16012310801U	NA BONUS, SICK PAYOUT Dept 80		0.00	0.00	0.00	10-2310-801-01-10
	<b>800 Termination Benefits</b>		<b>0.00</b>	<b>0.00</b>	<b>0.00</b>	Object
	<b>2310 Function 2310</b>		<b>946,430.00</b>	<b>905,933.85</b>	<b>1,005,184.00</b>	** Function
<b>Service Area Direction</b>						
<b>Purchased Services</b>						
16012311311B	Public Relations/Appraisal		2,000.00	300.00	2,000.00	10-2311-311-01-20
16012311332B	Public Relations TRAVEL		1,200.00	366.92	1,200.00	10-2311-332-01-20
	<b>300 Purchased Services</b>		<b>3,200.00</b>	<b>666.92</b>	<b>3,200.00</b>	Object
	<b>2311 Service Area Direction</b>		<b>3,200.00</b>	<b>666.92</b>	<b>3,200.00</b>	** Function
<b>Brd Treasurer Services</b>						
<b>Purchased Services</b>						
16012313317B	AUDIT SCHOOL DISTRICT 10		43,000.00	42,202.33	37,500.00	10-2313-317-01-20
	<b>300 Purchased Services</b>		<b>43,000.00</b>	<b>42,202.33</b>	<b>37,500.00</b>	Object

# Unit Budget FY17 Expenditure Report

Printed: 9/16/2016 9:08 AM  
COLLINSVILLE 10

Education Fund 10					
Account	Description	UNIT FY17 Budget Expenditure	UNIT FY16 YTD Expenditure	UNIT FY16 Budget Expenditure	State Account Number
2313	<b>Brd Treasurer Services</b>	43,000.00	42,202.33	37,500.00	** Function
<b>Special Area Adm. Serv</b>					
<b>Employee Benefits</b>					
16012330222U	District overflow Title I (NA)	0.00	0.00	0.00	10-2330-222-01-10
200	<b>Employee Benefits</b>	0.00	0.00	0.00	Object
2330	<b>Special Area Adm. Serv</b>	0.00	0.00	0.00	** Function
<b>Function 2540</b>					
<b>Purchased Services</b>					
16012540382B	TREAS BOND/FID BOND/ CRIME COV	0.00	0.00	5,925.00	10-2540-382-01-20
300	<b>Purchased Services</b>	0.00	0.00	5,925.00	Object
2540	<b>Function 2540</b>	0.00	0.00	5,925.00	** Function
<b>Tuition CTE</b>					
<b>Other Objects</b>					
16014240680B	TUITION TO VOC (CTE)	650,000.00	542,051.87	650,000.00	10-4240-680-01-20
600	<b>Other Objects</b>	650,000.00	542,051.87	650,000.00	Object
4240	<b>Tuition CTE</b>	650,000.00	542,051.87	650,000.00	** Function
01	<b>OTHER</b>	2,338,652.00	2,233,943.49	2,475,832.00	* Department
<b>SUPERINTENDENT AND ADMIN</b>					
<b>Elementary</b>					
<b>Supplies And Materials</b>					
160211104101	ELEM MISC SUPPLIES Contingency	13,500.00	881.35	15,000.00	10-1110-410-02-01
400	<b>Supplies And Materials</b>	13,500.00	881.35	15,000.00	Object
1110	<b>Elementary</b>	13,500.00	881.35	15,000.00	** Function
<b>Middle-Junior High</b>					
<b>Supplies And Materials</b>					
160211204101	MS MISC SUPPLIES Contingency	9,000.00	0.00	10,000.00	10-1120-410-02-01
400	<b>Supplies And Materials</b>	9,000.00	0.00	10,000.00	Object
1120	<b>Middle-Junior High</b>	9,000.00	0.00	10,000.00	** Function
<b>High School</b>					
<b>Supplies And Materials</b>					
160211304101	HS MISC SUPPLIES Contingency	18,000.00	0.00	20,000.00	10-1130-410-02-01

# Unit Budget FY17 Expenditure Report

Printed: 9/16/2016 9:08 AM  
COLLINSVILLE 10

## Education Fund 10

Department 02 SUPERINTENDENT AND ADMIN  
Function 1130 High School  
Object 400 Supplies And Materials

Account	Description	UNIT FY17 Budget Expenditure	UNIT FY16 YTD Expenditure	UNIT FY16 Budget Expenditure	State Account Number
---------	-------------	------------------------------------	------------------------------	------------------------------------	----------------------

400	Supplies And Materials	18,000.00	0.00	20,000.00	Object
1130	High School	18,000.00	0.00	20,000.00	** Function

### Pupil Accounting Services

#### Salaries

160221141151	NA PUPIL ACCTG AIDE SAL	0.00	0.00	0.00	10-2114-115-02-01
160221141161	NA PUPIL ACCTG AIDE SUB SAL	0.00	0.00	0.00	10-2114-116-02-01
100	Salaries	0.00	0.00	0.00	Object

#### Employee Benefits

160221142211	PUPIL ACCTG AIDE LIFE	0.00	0.00	0.00	10-2114-221-02-01
160221142221	NA PUPIL ACCTG AIDE HEALTH	0.00	0.00	0.00	10-2114-222-02-01
200	Employee Benefits	0.00	0.00	0.00	Object

#### Purchased Services

160221143161	NA PUPIL ACCTG	0.00	0.00	0.00	10-2114-316-02-01
160221143231	PUPIL ACCTG AIDE REPR/MAINT	0.00	125.00	1,000.00	10-2114-323-02-01
300	Purchased Services	0.00	125.00	1,000.00	Object

#### Supplies And Materials

160221144101	PUPIL ACCTG AIDE SUPPLIES	0.00	(2,314.04)	550.00	10-2114-410-02-01
400	Supplies And Materials	0.00	(2,314.04)	550.00	Object

#### Capital Outlay

160221145401	PUPIL ACCTG AIDE EQUIP COPIER	0.00	0.00	0.00	10-2114-540-02-01
500	Capital Outlay	0.00	0.00	0.00	Object
2114	Pupil Accounting Services	0.00	(2,189.04)	1,550.00	** Function

### Function 2210

#### Salaries

16022210110U	PROF DEVEL STIPENDS	0.00	0.00	0.00	10-2210-110-02-10
160222101201	PROF DEVEL SUB RTI	0.00	0.00	0.00	10-2210-120-02-01
16022210120U	PROF DEVEL SUB	4,800.00	5,040.00	4,800.00	10-2210-120-02-10
100	Salaries	4,800.00	5,040.00	4,800.00	Object

#### Employee Benefits

16022210222U	NA PROF DEVEL SUB (NOT RTI)	0.00	0.00	0.00	10-2210-222-02-10
200	Employee Benefits	0.00	0.00	0.00	Object

#### Purchased Services

# Unit Budget FY17 Expenditure Report

Printed: 9/16/2016 9:08 AM  
COLLINSVILLE 10

Education Fund 10						
Account	Description		UNIT FY17 Budget Expenditure	UNIT FY16 YTD Expenditure	UNIT FY16 Budget Expenditure	State Account Number
Department 02 SUPERINTENDENT AND ADMIN						
Function 2210 Function 2210						
Object 300 Purchased Services						
160222103161	PROF DEVEL ED Leader, Eval GM		5,000.00	0.00	25,000.00	10-2210-316-02-01
16022210316U	PROF DEVEL CONSUL		25,000.00	15,708.80	25,000.00	10-2210-316-02-10
160222103321	NA PROF DEVEL RTI TRAVEL		0.00	0.00	0.00	10-2210-332-02-01
16022210332U	PROF DEVEL TRAVEL		11,000.00	7,929.82	11,000.00	10-2210-332-02-10
	<b>300 Purchased Services</b>		<b>41,000.00</b>	<b>23,638.62</b>	<b>61,000.00</b>	<b>Object</b>
<b>Supplies And Materials</b>						
160222104101	PROF DEVEL RTI MATERIALS		1,800.00	0.00	2,000.00	10-2210-410-02-01
16022210410U	PROF DEVEL MATERIALS		3,600.00	9.98	4,000.00	10-2210-410-02-10
	<b>400 Supplies And Materials</b>		<b>5,400.00</b>	<b>9.98</b>	<b>6,000.00</b>	<b>Object</b>
	<b>2210 Function 2210</b>		<b>51,200.00</b>	<b>28,688.60</b>	<b>71,800.00</b>	<b>** Function</b>
<b>Function 2319</b>						
<b>Salaries</b>						
16022319110B	ATTORNEY RETAINER (NA)		0.00	0.00	0.00	10-2319-110-02-20
	<b>100 Salaries</b>		<b>0.00</b>	<b>0.00</b>	<b>0.00</b>	<b>Object</b>
<b>Purchased Services</b>						
16022319318B	LEGAL SERVICE (student, board)		150,000.00	236,270.00	145,000.00	10-2319-318-02-20
	<b>300 Purchased Services</b>		<b>150,000.00</b>	<b>236,270.00</b>	<b>145,000.00</b>	<b>Object</b>
	<b>2319 Function 2319</b>		<b>150,000.00</b>	<b>236,270.00</b>	<b>145,000.00</b>	<b>** Function</b>
<b>Function 2320</b>						
<b>Salaries</b>						
160223201101	SUPERINTENDENT SAL		165,000.00	160,850.99	158,112.00	10-2320-110-02-01
160223201111	SUPT SAL SUPPLEMENT		1,550.00	1,575.00	1,550.00	10-2320-111-02-01
160223201151	SUPERINTENDENT SECTY SAL		64,500.00	62,685.07	61,620.00	10-2320-115-02-01
160223201161	SUPERINTENDENT SECTY SUB SAL		0.00	0.00	0.00	10-2320-116-02-01
	<b>100 Salaries</b>		<b>231,050.00</b>	<b>225,111.06</b>	<b>221,282.00</b>	<b>Object</b>
<b>Employee Benefits</b>						
160223202111	SUPERINTENDENT TRS		0.00	0.00	0.00	10-2320-211-02-01
160223202231	SUPERINTENDENT MOVING EXPENSE		0.00	0.00	0.00	10-2320-220-02-01
160223202211	SUPERINTENDENT/SECTY LIFE (2)		130.00	84.18	130.00	10-2320-221-02-01
160223202221	SUPERINTENDENT OFF HEALTH		25,000.00	24,575.00	24,050.00	10-2320-222-02-01
	<b>200 Employee Benefits</b>		<b>25,130.00</b>	<b>24,659.18</b>	<b>24,180.00</b>	<b>Object</b>
<b>Purchased Services</b>						
160223203231	SUPERINTENDENT OFF REPR/MAINT		1,000.00	0.00	1,000.00	10-2320-323-02-01

# Unit Budget FY17 Expenditure Report

Printed: 9/16/2016 9:08 AM  
COLLINSVILLE 10

Education Fund 10						
Account	Description	UNIT FY17 Budget Expenditure	UNIT FY16 YTD Expenditure	UNIT FY16 Budget Expenditure	State Account Number	
160223203321	SUPERINTENDENT TRAVEL	4,000.00	976.28	4,000.00	10-2320-332-02-01	
	<b>300 Purchased Services</b>	5,000.00	976.28	5,000.00	Object	
<b>Supplies And Materials</b>						
160223204101	SUPERINTENDENT OFF SUPPLIES	2,445.00	570.25	2,750.00	10-2320-410-02-01	
160223204401	SUPERINTENDENT OFF PERIODICALS	300.00	341.90	300.00	10-2320-440-02-01	
	<b>400 Supplies And Materials</b>	2,745.00	912.15	3,050.00	Object	
<b>Other Objects</b>						
160223206401	SUPERINTENDENT DUES AND FEES	2,310.00	1,532.82	2,310.00	10-2320-640-02-01	
	<b>600 Other Objects</b>	2,310.00	1,532.82	2,310.00	Object	
<b>Non-Capitalized Equipment</b>						
160223207001	SUPT OFFICE EQUIPMENT	2,000.00	0.00	2,000.00	10-2320-700-02-01	
	<b>700 Non-Capitalized Equipment</b>	2,000.00	0.00	2,000.00	Object	
	<b>2320 Function 2320</b>	268,235.00	253,191.49	257,822.00	** Function	
<b>Office Of Principal Serv</b>						
<b>Salaries</b>						
160224101151	NA Hearing officer see funct 2490	0.00	0.00	3,850.00	10-2410-115-02	
	<b>100 Salaries</b>	0.00	0.00	3,850.00	Object	
	<b>2410 Office Of Principal Serv</b>	0.00	0.00	3,850.00	** Function	
<b>Other Supp. Serv Sch Adm</b>						
<b>Salaries</b>						
160224901101	HEARING OFFICER SALARY	6,200.00	6,150.00	0.00	10-2490-110-02-01	
	<b>100 Salaries</b>	6,200.00	6,150.00	0.00	Object	
<b>Purchased Services</b>						
160224903321	HEARING OFFICER TRAVEL	0.00	0.00	0.00	10-2490-332-02-10	
	<b>300 Purchased Services</b>	0.00	0.00	0.00	Object	
<b>Other Objects</b>						
160224906001	LOSS ON SALE OF VOC HOUSE	0.00	0.00	0.00	10-2490-600-02-01	
	<b>600 Other Objects</b>	0.00	0.00	0.00	Object	
	<b>2490 Other Supp. Serv Sch Adm</b>	6,200.00	6,150.00	0.00	** Function	
<b>Dirctn Business Suppt Ser</b>						
<b>Salaries</b>						
160225101101	Chief School Business Official (1)	112,000.00	110,388.23	108,510.00	10-2510-110-02-01	

# Unit Budget FY17 Expenditure Report

Printed: 9/16/2016 9:08 AM  
COLLINSVILLE 10

Education Fund 10						
Department	02	SUPERINTENDENT AND ADMIN				
Function	2510	Dirctn Business Suppt Ser				
Object	100	Salaries				
Account	Description	UNIT FY17 Budget Expenditure	UNIT FY16 YTD Expenditure	UNIT FY16 Budget Expenditure	State Account Number	
160225101111	CSBO SAL SUPPLEMENT	710.00	671.55	710.00	10-2510-111-02-01	
160225101151	CSBO SECTY SAL (1)	45,500.00	44,160.69	43,410.00	10-2510-115-02-01	
160225101161	CSB SECTY SUB SAL	0.00	0.00	0.00	10-2510-116-02-01	
	<b>100 Salaries</b>	<b>158,210.00</b>	<b>155,220.47</b>	<b>152,630.00</b>	<b>Object</b>	
<b>Employee Benefits</b>						
160225102111	CSBO TRS	0.00	0.00	0.00	10-2510-211-02-01	
16022510211U	ADDL DIST AMT DUE TRS	0.00	0.00	0.00	10-2510-211-02-10	
160225102211	CSBO SECTY LIFE	31.00	30.36	45.00	10-2510-221-02-01	
160225102221	CSBO HEALTH	15,750.00	15,524.00	15,600.00	10-2510-222-02-01	
	<b>200 Employee Benefits</b>	<b>15,781.00</b>	<b>15,554.36</b>	<b>15,645.00</b>	<b>Object</b>	
<b>Purchased Services</b>						
160225103161	CSBO CONSULT SVC	2,200.00	0.00	2,200.00	10-2510-316-02-01	
160225103231	CSBO REPAIR/MAINT	1,100.00	735.00	1,100.00	10-2510-323-02-01	
160225103321	CSBO Prof Ed, Travel	4,500.00	775.68	5,500.00	10-2510-332-02-01	
160225103501	CSBO ADVERTISING	11,000.00	10,809.97	10,300.00	10-2510-350-02-01	
	<b>300 Purchased Services</b>	<b>18,800.00</b>	<b>12,320.65</b>	<b>19,100.00</b>	<b>Object</b>	
<b>Supplies And Materials</b>						
160225104101	CSBO SUPPLIES	1,980.00	9,787.59	2,200.00	10-2510-410-02-01	
160225104401	CSBO PERIODICALS	450.00	0.00	500.00	10-2510-440-02-01	
	<b>400 Supplies And Materials</b>	<b>2,430.00</b>	<b>9,787.59</b>	<b>2,700.00</b>	<b>Object</b>	
<b>Other Objects</b>						
160225106401	CSBO DUES	330.00	325.00	320.00	10-2510-640-02-01	
160225106411	CSBO BANK/INVEST EFT Fees	5,500.00	5,509.07	2,400.00	10-2510-641-02-01	
	<b>600 Other Objects</b>	<b>5,830.00</b>	<b>5,834.07</b>	<b>2,720.00</b>	<b>Object</b>	
<b>Non-Capitalized Equipment</b>						
160225107001	CSBO EQUIP	1,000.00	0.00	1,000.00	10-2510-700-02-01	
	<b>700 Non-Capitalized Equipment</b>	<b>1,000.00</b>	<b>0.00</b>	<b>1,000.00</b>	<b>Object</b>	
<b>2510 Dirctn Business Suppt Ser</b>		<b>202,051.00</b>	<b>198,717.14</b>	<b>193,795.00</b>	<b>** Function</b>	
<b>Receiving &amp; Dist Fnd Sv</b>						
<b>Salaries</b>						
160225231151	ACCTS PAY & ACT FUND SAL (1)	53,817.00	52,913.13	52,413.00	10-2523-115-02-01	
160225231161	ACCTS PAY & ACT FUND SUB SAL	100.00	0.00	100.00	10-2523-116-02-01	
160225231171	ACCTS PAY & ACT FUND OT SAL	100.00	0.00	100.00	10-2523-117-02-01	

# Unit Budget FY17 Expenditure Report

Printed: 9/16/2016 9:08 AM  
COLLINSVILLE 10

## Education Fund 10

Department 02 SUPERINTENDENT AND ADMIN  
Function 2523 Receiving & Dist Fnd Sv  
Object 100 Salaries

Account	Description	UNIT FY17 Budget Expenditure	UNIT FY16 YTD Expenditure	UNIT FY16 Budget Expenditure	State Account Number
	<b>100 Salaries</b>	<b>54,017.00</b>	<b>52,913.13</b>	<b>52,613.00</b>	Object
<b>Employee Benefits</b>					
160225232211	ACCTS PAY & ACT FUND LIFE	16.00	15.18	23.00	10-2523-221-02-01
160225232221	ACCTS PAY & ACT FUND HEALTH	7,872.00	7,762.00	7,752.00	10-2523-222-02-01
	<b>200 Employee Benefits</b>	<b>7,888.00</b>	<b>7,777.18</b>	<b>7,775.00</b>	Object
<b>Purchased Services</b>					
160225233231	AP/ACT FD REPR/MAINT	715.00	168.00	715.00	10-2523-323-02-01
	<b>300 Purchased Services</b>	<b>715.00</b>	<b>168.00</b>	<b>715.00</b>	Object
<b>Supplies And Materials</b>					
160225234101	AP ACT FD OFF SUPPLIES	990.00	314.12	1,100.00	10-2523-410-02-01
	<b>400 Supplies And Materials</b>	<b>990.00</b>	<b>314.12</b>	<b>1,100.00</b>	Object
<b>Non-Capitalized Equipment</b>					
160225237001	AP ACT FD EQUIP	500.00	0.00	500.00	10-2523-700-02-01
	<b>700 Non-Capitalized Equipment</b>	<b>500.00</b>	<b>0.00</b>	<b>500.00</b>	Object
	<b>2523 Receiving &amp; Dist Fnd Sv</b>	<b>64,110.00</b>	<b>61,172.43</b>	<b>62,703.00</b>	** Function
<b>Payroll Services</b>					
<b>Salaries</b>					
160225241151	PAYROLL OFF SA (1)	46,000.00	44,389.62	49,590.00	10-2524-115-02-01
160225241161	PAYROLL OFF SUB SAL	100.00	0.00	100.00	10-2524-116-02-01
160225241301	PAYROLL OFF OT	100.00	0.00	100.00	10-2524-130-02-01
	<b>100 Salaries</b>	<b>46,200.00</b>	<b>44,389.62</b>	<b>49,790.00</b>	Object
<b>Employee Benefits</b>					
160225242211	PAYROLL OFF LIFE	16.00	15.18	23.00	10-2524-221-02-01
160225242221	PAYROLL OFF HEALTH	8,772.00	8,001.50	7,752.00	10-2524-222-02-01
	<b>200 Employee Benefits</b>	<b>8,788.00</b>	<b>8,016.68</b>	<b>7,775.00</b>	Object
<b>Purchased Services</b>					
160225243161	NA PR OFFICE MICROFILM	0.00	0.00	0.00	10-2524-316-02-01
160225243231	PAYROLL OFF REP/MAINT	385.00	0.00	385.00	10-2524-323-02-01
160225243321	PAYROLL PROF TRAVEL	500.00	0.00	500.00	10-2524-332-02-01
160225243401	POSTAGE & POSTAGE MACH Rental	65,000.00	64,133.69	75,000.00	10-2524-340-02-01
	<b>300 Purchased Services</b>	<b>65,885.00</b>	<b>64,133.69</b>	<b>75,885.00</b>	Object
<b>Supplies And Materials</b>					
160225244101	PAYROLL OFF SUPPLIES	600.00	820.23	550.00	10-2524-410-02-01

# Unit Budget FY17 Expenditure Report

Printed: 9/16/2016 9:08 AM  
COLLINSVILLE 10

Education Fund 10						
Account	Description		UNIT FY17 Budget Expenditure	UNIT FY16 YTD Expenditure	UNIT FY16 Budget Expenditure	State Account Number

	<b>400</b>	<b>Supplies And Materials</b>	600.00	820.23	550.00	Object
	<b>2524</b>	<b>Payroll Services</b>	121,473.00	117,360.22	134,000.00	** Function

**Financial Acct Services**

**Other Objects**

16022525690U		ACCOUNTING ADJUSTMENT	0.00	55,492.75	0.00	10-2525-690-02-10
	<b>600</b>	<b>Other Objects</b>	0.00	55,492.75	0.00	Object
	<b>2525</b>	<b>Financial Acct Services</b>	0.00	55,492.75	0.00	** Function

**Function 2570**

**Salaries**

160225701151		SWITCHBOARD SAL (1.4)	55,772.00	54,148.22	52,270.00	10-2570-115-02-01
160225701161		SWITCHBOARD SUB SAL	1,200.00	1,032.75	1,200.00	10-2570-116-02-01
160225701171		SWITCHBOARD OT SAL	100.00	0.00	100.00	10-2570-117-02-01
	<b>100</b>	<b>Salaries</b>	57,072.00	55,180.97	53,570.00	Object

**Employee Benefits**

160225702211		SWITCHBOARD LIFE	32.00	21.30	32.00	10-2570-221-02-01
160225702221		SWITCHBOARD HEALTH	11,500.00	10,866.80	10,915.00	10-2570-222-02-01
	<b>200</b>	<b>Employee Benefits</b>	11,532.00	10,888.10	10,947.00	Object

**Purchased Services**

160225703231		SWITCHBOARD REP/MAINT	0.00	0.00	220.00	10-2570-323-02-01
	<b>300</b>	<b>Purchased Services</b>	0.00	0.00	220.00	Object

**Supplies And Materials**

160225704101		SWITCHBOARD OFF SUPPLIES	600.00	520.43	890.00	10-2570-410-02-01
	<b>400</b>	<b>Supplies And Materials</b>	600.00	520.43	890.00	Object

**Capital Outlay**

160225705401		NA SWITCHB POSTAL MACHI	0.00	0.00	0.00	10-2570-540-02-01
	<b>500</b>	<b>Capital Outlay</b>	0.00	0.00	0.00	Object
	<b>2570</b>	<b>Function 2570</b>	69,204.00	66,589.50	65,627.00	** Function

**Printing/Publ/Dupl Serv**

**Salaries**

160225741151		CENT DUPL SAL (0.6)	21,400.00	20,753.39	20,825.00	10-2574-115-02-01
160225741161		CENT DUPL SUB SAL	1,000.00	0.00	1,000.00	10-2574-116-02-01
	<b>100</b>	<b>Salaries</b>	22,400.00	20,753.39	21,825.00	Object

# Unit Budget FY17 Expenditure Report

Printed: 9/16/2016 9:08 AM  
COLLINSVILLE 10

Education Fund 10						
Account	Description	UNIT FY17 Budget Expenditure	UNIT FY16 YTD Expenditure	UNIT FY16 Budget Expenditure	State Account Number	
<b>Employee Benefits</b>						
160225742211	CENT DUPL LIFE	14.00	9.06	14.00	10-2574-221-02-01	
160225742221	CENT DUPL HEALTH	4,680.00	4,657.20	4,680.00	10-2574-222-02-01	
<b>200</b>	<b>Employee Benefits</b>	<b>4,694.00</b>	<b>4,666.26</b>	<b>4,694.00</b>	<b>Object</b>	
<b>Purchased Services</b>						
160225743231	CENT DUPL REPAIR/MAINT()	15,000.00	14,079.00	25,000.00	10-2574-323-02-01	
16022574323U	NA District Wide Copy	0.00	0.00	0.00	10-2574-323-02-10	
160225743321	CENT DUP TRAVEL	100.00	0.00	100.00	10-2574-332-02-01	
<b>300</b>	<b>Purchased Services</b>	<b>15,100.00</b>	<b>14,079.00</b>	<b>25,100.00</b>	<b>Object</b>	
<b>Supplies And Materials</b>						
160225744101	CENT DUPL SUPPLIES	10,440.00	11,079.04	11,600.00	10-2574-410-02-01	
<b>400</b>	<b>Supplies And Materials</b>	<b>10,440.00</b>	<b>11,079.04</b>	<b>11,600.00</b>	<b>Object</b>	
<b>Non-Capitalized Equipment</b>						
160225747001	COPIER EQUIPMENT	0.00	0.00	0.00	10-2574-700-02-01	
<b>700</b>	<b>Non-Capitalized Equipment</b>	<b>0.00</b>	<b>0.00</b>	<b>0.00</b>	<b>Object</b>	
<b>2574</b>	<b>Printing/Publ/Dupl Serv</b>	<b>52,634.00</b>	<b>50,577.69</b>	<b>63,219.00</b>	<b>** Function</b>	
<b>Function 2640</b>						
<b>Salaries</b>						
160226401101	ASST SUP OF CURR SAL (1)	101,630.00	98,667.24	97,000.00	10-2640-110-02-01	
160226401111	ASST SUP OF CURR SAL Supplement	1,500.00	1,380.00	1,500.00	10-2640-111-02-01	
160226401151	See Ed Center SEC SAL	0.00	0.00	0.00	10-2640-115-02-01	
160226401161	NA CURR SEC SUB	100.00	0.00	100.00	10-2640-116-02-01	
160226401201	Substitutes for Gifted/Enrichm	500.00	0.00	500.00	10-2640-120-02-01	
<b>100</b>	<b>Salaries</b>	<b>103,730.00</b>	<b>100,047.24</b>	<b>99,100.00</b>	<b>Object</b>	
<b>Employee Benefits</b>						
160226402111	ASST SUP OF CURR TRS	0.00	0.00	0.00	10-2640-211-02-01	
160226402211	ASST SUP of CURR LIFE	13.00	15.18	23.00	10-2640-221-02-01	
160226402221	ASST SUP OF CURR HEALTH	8,772.00	7,762.00	8,652.00	10-2640-222-02-01	
<b>200</b>	<b>Employee Benefits</b>	<b>8,785.00</b>	<b>7,777.18</b>	<b>8,675.00</b>	<b>Object</b>	
<b>Purchased Services</b>						
160226403231	ASST SUP OF CURR REP/MAIN	750.00	0.00	750.00	10-2640-323-02-01	
160226403321	ASST SUP OF CURR TRAVEL	1,300.00	854.28	1,300.00	10-2640-332-02-01	
160226403901	Curriculum (Gifted, Enriched)	30,000.00	1,800.00	60,000.00	10-2640-390-02-01	

# Unit Budget FY17 Expenditure Report

Printed: 9/16/2016 9:08 AM  
COLLINSVILLE 10

Education Fund 10						
Account	Description	UNIT FY17 Budget Expenditure	UNIT FY16 YTD Expenditure	UNIT FY16 Budget Expenditure	State Account Number	
	<b>300 Purchased Services</b>	32,050.00	2,654.28	62,050.00	Object	
<b>Supplies And Materials</b>						
160226404101	ASST SUP OF CURR OFF SUPPLIES	1,350.00	701.36	1,500.00	10-2640-410-02-01	
160226404102	CURR NEW TEACHER material	1,215.00	0.00	1,350.00	10-2640-410-02-02	
	<b>400 Supplies And Materials</b>	2,565.00	701.36	2,850.00	Object	
<b>Capital Outlay</b>						
160226405401	ASST SUP CURR, EQUIPMENT	0.00	0.00	0.00	10-2640-540-02-01	
	<b>500 Capital Outlay</b>	0.00	0.00	0.00	Object	
<b>Other Objects</b>						
160226406401	ASST SUP OF CURR, DUES & FEES	1,100.00	154.00	1,100.00	10-2640-640-02-01	
	<b>600 Other Objects</b>	1,100.00	154.00	1,100.00	Object	
<b>Non-Capitalized Equipment</b>						
160226407001	ASST SUP CURR NON CAP	0.00	0.00	0.00	10-2640-700-02-01	
	<b>700 Non-Capitalized Equipment</b>	0.00	0.00	0.00	Object	
	<b>2640 Function 2640</b>	148,230.00	111,334.06	173,775.00	** Function	
<b>Service Area Dir</b>						
<b>Salaries</b>						
160226411101	DIR of STUDENT SERV SAL (1)	85,000.00	111,388.23	108,508.00	10-2641-110-02-01	
160226411111	STUDENT SERV SUPPLEMENT	3,200.00	2,124.00	3,200.00	10-2641-111-02-01	
160226411151	STUDENT SERV REG Sal (4)	180,000.00	164,645.39	160,835.00	10-2641-115-02-01	
160226411161	STUDENT SERV SUB SEC SAL	5,000.00	7,892.76	5,000.00	10-2641-116-02-01	
160226411201	STUDENT SERV Sub (T)	3,140.00	0.00	3,140.00	10-2641-120-02-01	
160226411301	Student Sev. Overtime (Skyward)	4,500.00	0.00	0.00	10-2641-130-02-01	
	<b>100 Salaries</b>	280,840.00	286,050.38	280,683.00	Object	
<b>Employee Benefits</b>						
160226412111	STUDENT SERV TRS	0.00	0.00	0.00	10-2641-211-02-01	
160226412211	STUDENT SERV LIFE	100.00	76.07	100.00	10-2641-221-02-01	
160226412221	STUDENT SERV HEALTH (1+4)	42,000.00	39,760.13	40,000.00	10-2641-222-02-01	
	<b>200 Employee Benefits</b>	42,100.00	39,836.20	40,100.00	Object	
<b>Purchased Services</b>						
160226413231	STUDENT SERV REP/MAINT	500.00	0.00	500.00	10-2641-323-02-01	
160226413321	STUDENT SERV PROF TRAVEL	2,200.00	1,328.99	2,200.00	10-2641-332-02-01	
160226413322	Student Serv, SIS Travel	2,000.00	0.00	0.00	10-2641-332-02-02	

# Unit Budget FY17 Expenditure Report

Printed: 9/16/2016 9:08 AM  
COLLINSVILLE 10

Education Fund 10						
Account	Description	UNIT FY17 Budget Expenditure	UNIT FY16 YTD Expenditure	UNIT FY16 Budget Expenditure	State Account Number	
160226413331	Student Serv: Skyward, Revtrak	50,000.00	108,702.00	0.00	10-2641-333-02-01	
	<b>300 Purchased Services</b>	<b>54,700.00</b>	<b>110,030.99</b>	<b>2,700.00</b>	<b>Object</b>	
<b>Supplies And Materials</b>						
160226414101	STUDENT SERV SUPPLIES	900.00	222.95	1,000.00	10-2641-410-02-01	
16022641411U	Student Registration BB1/26/15	10,000.00	7,960.63	30,000.00	10-2641-411-02-10	
	<b>400 Supplies And Materials</b>	<b>10,900.00</b>	<b>8,183.58</b>	<b>31,000.00</b>	<b>Object</b>	
<b>Other Objects</b>						
160226416401	STUDENT SER DUES & FEES	50.00	0.00	1,000.00	10-2641-640-02-01	
	<b>600 Other Objects</b>	<b>50.00</b>	<b>0.00</b>	<b>1,000.00</b>	<b>Object</b>	
<b>Non-Capitalized Equipment</b>						
160226417001	STUDENT SER COPY MACH	0.00	0.00	0.00	10-2641-700-02-01	
	<b>700 Non-Capitalized Equipment</b>	<b>0.00</b>	<b>0.00</b>	<b>0.00</b>	<b>Object</b>	
	<b>2641 Service Area Dir</b>	<b>388,590.00</b>	<b>444,101.15</b>	<b>355,483.00</b>	<b>** Function</b>	
<b>Recruitment/Placement Ser</b>						
<b>Salaries</b>						
160226421101	ASS SUP OF HR SAL (1)	121,300.00	117,784.04	114,500.00	10-2642-110-02-01	
160226421111	ASS SUP OF HR SAL SUP	1,600.00	1,608.00	1,500.00	10-2642-111-02-01	
160226421151	ASS SUP OF HR SECTY SAL (1)	53,218.00	60,889.26	71,500.00	10-2642-115-02-01	
160226421161	ASS SUP OF HR SECTY SUB	100.00	0.00	300.00	10-2642-116-02-01	
	<b>100 Salaries</b>	<b>176,218.00</b>	<b>180,281.30</b>	<b>187,800.00</b>	<b>Object</b>	
<b>Employee Benefits</b>						
160226422211	ASS SUP OF HR LIFE (2)	35.00	33.84	45.00	10-2642-221-02-01	
160226422221	DIR OF HR HEALTH (2)	17,000.00	17,293.85	22,500.00	10-2642-222-02-01	
	<b>200 Employee Benefits</b>	<b>17,035.00</b>	<b>17,327.69</b>	<b>22,545.00</b>	<b>Object</b>	
<b>Purchased Services</b>						
160226423101	HR BACKGROUND INVESTIGAT	3,000.00	2,686.00	6,000.00	10-2642-310-02-01	
160226423111	HR ORDERED PHYSICAL	500.00	98.00	500.00	10-2642-311-02-01	
160226423121	ASST SUP HR (AppliTrack, Eval)	6,000.00	2,887.50	6,000.00	10-2642-312-02-01	
160226423231	ASST SUPT HR REP/MAINT	880.00	0.00	880.00	10-2642-323-02-01	
160226423321	ASST SUPT HR TRAVEL	2,000.00	1,623.03	2,000.00	10-2642-332-02-01	
	<b>300 Purchased Services</b>	<b>12,380.00</b>	<b>7,294.53</b>	<b>15,380.00</b>	<b>Object</b>	
<b>Supplies And Materials</b>						
160226424101	ASST SUPT HR SUPPLIES	900.00	846.88	1,000.00	10-2642-410-02-01	

# Unit Budget FY17 Expenditure Report

Printed: 9/16/2016 9:08 AM  
COLLINSVILLE 10

Education Fund 10						
Account	Description	UNIT FY17 Budget Expenditure	UNIT FY16 YTD Expenditure	UNIT FY16 Budget Expenditure	State Account Number	
160226424111	ASST SUPT HR SUP Orientation	1,000.00	0.00	1,000.00	10-2642-411-02-01	
	<b>400 Supplies And Materials</b>	<b>1,900.00</b>	<b>846.88</b>	<b>2,000.00</b>	<b>Object</b>	
<b>Other Objects</b>						
160226426401	ASS SUPT HR DUES	1,500.00	1,327.00	1,500.00	10-2642-640-02-01	
	<b>600 Other Objects</b>	<b>1,500.00</b>	<b>1,327.00</b>	<b>1,500.00</b>	<b>Object</b>	
<b>Non-Capitalized Equipment</b>						
160226427001	HR Ass Supt NonCap Equip	0.00	0.00	0.00	10-2642-700-02-01	
	<b>700 Non-Capitalized Equipment</b>	<b>0.00</b>	<b>0.00</b>	<b>0.00</b>	<b>Object</b>	
	<b>2642 Recruitment/Placement Ser</b>	<b>209,033.00</b>	<b>207,077.40</b>	<b>229,225.00</b>	<b>** Function</b>	
<b>Function 2660</b>						
<b>Salaries</b>						
160226601101	ACCOUNTING DEPT SAI (2)	99,000.00	96,178.82	94,600.00	10-2660-110-02-01	
160226601201	ACCOUNTING DEPT SUB SALARIES	100.00	0.00	1,000.00	10-2660-120-02-01	
160226601301	ACC DEPT OT SALARIES for AHCA	7,000.00	6,905.99	100.00	10-2660-130-02-01	
	<b>100 Salaries</b>	<b>106,100.00</b>	<b>103,084.81</b>	<b>95,700.00</b>	<b>Object</b>	
<b>Employee Benefits</b>						
160226602211	ACCOUNTING DEPT LIFE	31.00	30.36	45.00	10-2660-221-02-01	
160226602221	ACCOUNTING DEPT HEALTH	17,000.00	16,424.00	15,504.00	10-2660-222-02-01	
	<b>200 Employee Benefits</b>	<b>17,031.00</b>	<b>16,454.36</b>	<b>15,549.00</b>	<b>Object</b>	
<b>Purchased Services</b>						
160226603231	ACCOUNTING DEPT REP MAINT SERV	100.00	0.00	100.00	10-2660-323-02-01	
160226603321	ACCOUNTING DEPT TRAVEL	600.00	0.00	600.00	10-2660-332-02-01	
	<b>300 Purchased Services</b>	<b>700.00</b>	<b>0.00</b>	<b>700.00</b>	<b>Object</b>	
<b>Supplies And Materials</b>						
160226604101	ACCOUNTING DEPT OFF SUPPLIES	3,465.00	1,339.84	3,850.00	10-2660-410-02-01	
160226604102	ACC SOFTWARE, SDS Worxtime	40,000.00	21,330.00	15,000.00	10-2660-410-02-01	
	<b>400 Supplies And Materials</b>	<b>43,465.00</b>	<b>22,669.84</b>	<b>18,850.00</b>	<b>Object</b>	
	<b>2660 Function 2660</b>	<b>167,296.00</b>	<b>142,209.01</b>	<b>130,799.00</b>	<b>** Function</b>	
<b>Other Support Services</b>						
<b>Salaries</b>						
16022900110U	INSTRUCT TECH INTEGRATOR (1)	85,000.00	83,099.36	84,000.00	10-2900-110-02-10	
160229001111	INSTRUCT TECH INTEGRATOR SUPP	1,536.00	1,536.00	1,536.00	10-2900-111-02-01	
	<b>100 Salaries</b>	<b>86,536.00</b>	<b>84,635.36</b>	<b>85,536.00</b>	<b>Object</b>	

# Unit Budget FY17 Expenditure Report

Printed: 9/16/2016 9:08 AM  
COLLINSVILLE 10

Education Fund 10						
Account	Description	UNIT FY17 Budget Expenditure	UNIT FY16 YTD Expenditure	UNIT FY16 Budget Expenditure	State Account Number	
<b>Employee Benefits</b>						
1602290012211	INSTRUCT TECH INTEGRATOR LIFE	0.00	0.00	30.00	10-2900-221-02-01	
16022900221U	INSTRUCT TECH INTEGRATOR (L)	15.00	15.18	0.00	10-2900-221-02-10	
160229002221	INSTRUCT TECH INTEGRATOR HEALTH	0.00	0.00	0.00	10-2900-222-02-01	
16022900222U	INSTRUCT TECH INTEGRATOR HEALTH	7,872.00	7,762.00	8,650.00	10-2900-222-02-10	
	<b>200 Employee Benefits</b>	<u>7,887.00</u>	<u>7,777.18</u>	<u>8,680.00</u>	Object	
	<b>2900 Other Support Services</b>	<u>94,423.00</u>	<u>92,412.54</u>	<u>94,216.00</u>	** Function	
	<b>02 SUPERINTENDENT AND ADMIN</b>	<u>2,033,179.00</u>	<u>2,070,036.29</u>	<u>2,027,864.00</u>	* Department	
<b>PRINCIPALS</b>						
<b>Function 1410</b>						
<b>Employee Benefits</b>						
16032410222U	Health Insurance Adj	0.00	0.00	0.00	10-1410-222-03-1	
	<b>200 Employee Benefits</b>	<u>0.00</u>	<u>0.00</u>	<u>0.00</u>	Object	
	<b>1410 Function 1410</b>	<u>0.00</u>	<u>0.00</u>	<u>0.00</u>	** Function	
<b>Function 2120</b>						
<b>Supplies And Materials</b>						
16032120410G	HS SCANTRON SUPPLIES	4,000.00	9,435.32	9,500.00	10-2120-410-03-22	
16032120410N	MS SCANTRON SUPPLIES	3,000.00	3,572.70	4,000.00	10-2120-410-03-27	
	<b>400 Supplies And Materials</b>	<u>7,000.00</u>	<u>13,008.02</u>	<u>13,500.00</u>	Object	
	<b>2120 Function 2120</b>	<u>7,000.00</u>	<u>13,008.02</u>	<u>13,500.00</u>	** Function	
<b>Office Of Principal Serv</b>						
<b>Salaries</b>						
16032410110C	CASEYVILLE PRIN SAL (0.5)	42,000.00	40,383.83	42,000.00	10-2410-110-03-21	
16032410110G	HS PRIN AND ASSTS SAL (6)	600,000.00	590,117.26	590,000.00	10-2410-110-03-22	
16032410110H	HOLLY HGTS PRIN SAL(1)	100,000.00	0.00	0.00	10-2410-110-03-23	
16032410110J	JEFFERSON PRIN SAL(1/2)	42,000.00	40,383.88	42,000.00	10-2410-110-03-24	
16032410110K	KREITNER PRIN SAL(1)	93,600.00	90,934.62	92,000.00	10-2410-110-03-25	
16032410110M	MARYVILLE PRIN SAL(1)	93,700.00	90,974.98	90,000.00	10-2410-110-03-26	
16032410110N	MS PRIN AND ASST SAL (3)	297,180.00	288,524.80	290,000.00	10-2410-110-03-27	
16032410110R	RENFRO PRIN SAL(1)	85,500.00	83,043.79	82,000.00	10-2410-110-03-28	
16032410110S	SUMMIT PRIN SAL(0.5)	51,000.00	49,510.99	50,000.00	10-2410-110-03-29	
16032410110T	TWIN ECHO PRIN SAL(0.5)	51,000.00	49,510.88	50,000.00	10-2410-110-03-30	
16032410110X	WEBSTER PRINCIPAL SAL(1)	83,200.00	80,767.71	81,000.00	10-2410-110-03-31	

# Unit Budget FY17 Expenditure Report

Printed: 9/16/2016 9:08 AM  
COLLINSVILLE 10

Education Fund 10						
Department	03	PRINCIPALS				
Function	2410	Office Of Principal Serv				
Object	100	Salaries				
Account	Description		UNIT FY17 Budget Expenditure	UNIT FY16 YTD Expenditure	UNIT FY16 Budget Expenditure	State Account Number
16032410110I	DORRIS PRINCIPAL & ASST(2)		185,100.00	179,717.60	180,000.00	10-2410-110-03-33
16032410114G	HS Monitors (5)		124,000.00	120,783.70	120,000.00	10-2410-114-03-22
16032410115U	LILEPS Overflow		0.00	0.00	0.00	10-2410-115-03-10
16032410115C	CASEYVILLE PRIN SECTY SAL		42,000.00	40,775.21	41,000.00	10-2410-115-03-21
16032410115G	HS OFF SECTY/AIDE SAL (6)		239,000.00	232,089.47	230,000.00	10-2410-115-03-22
16032410115H	HOLLY HGTS PRIN see Dept 12		0.00	0.00	0.00	10-2410-115-03-23
16032410115J	JEFFERSON PRIN AIDE SAL (1)		35,500.00	35,293.64	35,500.00	10-2410-115-03-24
16032410115K	KREITNER PRIN SECTY SAL (1)		30,000.00	40,775.21	40,600.00	10-2410-115-03-25
16032410115M	MARYVILLE SECTY SAL (1)		41,565.00	40,775.21	40,600.00	10-2410-115-03-26
16032410115N	MS SECTY SAL (3)		133,700.00	129,808.13	130,000.00	10-2410-115-03-27
16032410115R	RENFRO SECTY SAL (2)		70,000.00	67,284.83	67,000.00	10-2410-115-03-28
16032410115S	SUMMIT SECTY SAL (1)		35,950.00	35,293.64	35,500.00	10-2410-115-03-29
16032410115T	TWIN ECHO SECTY SAL (1)		38,673.00	37,955.88	37,000.00	10-2410-115-03-30
16032410115X	WEBSTER ELEM SECTY SAL (1)		32,067.00	30,562.77	30,500.00	10-2410-115-03-31
16032410115I	DORRIS SECRETARY SAL (2)		83,645.00	81,209.09	81,000.00	10-2410-115-03-33
16032410116C	CASEYVILLE SECTY SUB SAL		1,000.00	983.88	1,000.00	10-2410-116-03-21
16032410116G	HS OFF SECTY/AIDE SUB SAL		5,000.00	3,632.46	15,000.00	10-2410-116-03-22
16032410116H	HOLLY HGTS AIDE SUB SAL		0.00	63.75	0.00	10-2410-116-03-23
16032410116J	JEFFERSON AIDE SUB SAL		1,000.00	399.50	1,000.00	10-2410-116-03-24
16032410116K	KREITNER SUB SECTY SAL		740.00	907.75	740.00	10-2410-116-03-25
16032410116M	MARYVILLE SUB SECTY SAL		200.00	63.75	200.00	10-2410-116-03-26
16032410116N	MS SUB SECTY SAL		500.00	862.75	500.00	10-2410-116-03-27
16032410116R	RENFRO SECTRY SUB SAL		500.00	1,020.00	500.00	10-2410-116-03-28
16032410116S	SUMMIT SUB AIDE SAL		700.00	199.75	700.00	10-2410-116-03-29
16032410116T	TWIN ECHO SUB SECTY SAL		700.00	102.00	700.00	10-2410-116-03-30
16032410116X	WEBSTER ELEM SUB SECTY SAL		600.00	163.63	600.00	10-2410-116-03-31
16032410116I	DORRIS SECRETARY SUB SALARIES		1,500.00	996.63	1,500.00	10-2410-116-03-33
16032410117N	MS SECTY OT SAL		0.00	0.00	0.00	10-2410-117-03-27
16032410120U	Elementary Principal Sub		0.00	0.00	0.00	10-2410-120-03-10
	<b>100 Salaries</b>		<b>2,642,820.00</b>	<b>2,485,872.97</b>	<b>2,500,140.00</b>	<b>Object</b>
<b>Employee Benefits</b>						
16032410221C	CASEYVILLE PRIN LIFE		23.00	22.74	45.00	10-2410-221-03-21
16032410221G	HS PRIN AND ASSTS LIFE()		260.00	257.43	362.00	10-2410-221-03-22
16032410221H	HOLLY HGTS PRIN SAL		0.00	0.00	0.00	10-2410-221-03-23
16032410221J	JEFFERSON PRIN LIFE		35.00	22.80	35.00	10-2410-221-03-24
16032410221K	KREITNER PRIN SAL		31.00	30.36	56.00	10-2410-221-03-25

# Unit Budget FY17 Expenditure Report

Printed: 9/16/2016 9:08 AM  
COLLINSVILLE 10

Education Fund 10						
Department	03	PRINCIPALS				
Function	2410	Office Of Principal Serv				
Object	200	Employee Benefits				
Account	Description		UNIT FY17 Budget Expenditure	UNIT FY16 YTD Expenditure	UNIT FY16 Budget Expenditure	State Account Number
16032410221M	MARYVILLE SECTY LIFE		31.00	30.36	45.00	10-2410-221-03-26
16032410221N	MS PRIN AND ASST LIFE		100.00	91.08	100.00	10-2410-221-03-27
16032410221R	RENFRO PRIN & ASST PRIN LIFE		45.00	45.54	45.00	10-2410-221-03-28
16032410221S	SUMMIT PRIN LIFE		34.00	22.80	34.00	10-2410-221-03-29
16032410221T	TWIN ECHO PRIN LIFE		25.00	22.75	25.00	10-2410-221-03-30
16032410221X	WEBSTER ASST LIFE		31.00	30.36	45.00	10-2410-221-03-31
16032410221I	DORRIS PRIN LIFE		62.00	60.72	95.00	10-2410-221-03-33
16032410222C	CASEYVILLE PRINC OFF HEALTH(0.5+1)		12,000.00	11,643.00	13,000.00	10-2410-222-03-21
16032410222G	HS PRIN OFF HEALTH (6+6)		137,000.00	135,257.15	120,000.00	10-2410-222-03-22
16032410222H	HOLLY HGTS PRINC OFF HEALTH		0.00	0.00	0.00	10-2410-222-03-23
16032410222J	JEFFERSON PRIN OFF HEALTH (0.5+1)		12,000.00	11,643.00	13,000.00	10-2410-222-03-24
16032410222K	KREITNER PRINC OFF HEALTH (1+1)		16,000.00	14,868.00	16,000.00	10-2410-222-03-25
16032410222M	MARYVILLE PRIN OFF HEALTH (0.5+1)		16,000.00	15,524.00	16,000.00	10-2410-222-03-26
16032410222N	MS PRIN OFF HEALTH (3+3)		47,500.00	46,110.50	47,500.00	10-2410-222-03-27
16032410222R	RENFRO PRIN OFF HEALTH (1+1)		25,000.00	23,286.00	25,000.00	10-2410-222-03-28
16032410222S	SUMMIT PRIN OFF HEALTH (0.5+1)		13,500.00	11,643.00	13,500.00	10-2410-222-03-29
16032410222T	TWIN ECHO PRIN OFF HEALTH		13,500.00	11,643.00	13,500.00	10-2410-222-03-30
16032410222X	WEB ELEM PRINC OFF HEALTH (1+1)		17,000.00	16,424.00	17,000.00	10-2410-222-03-31
16032410222I	DORRIS PRINCIPAL OFF HEALTH (2+2)		35,000.00	32,142.50	35,000.00	10-2410-222-03-33
	<b>200 Employee Benefits</b>		<b>345,177.00</b>	<b>330,821.08</b>	<b>330,387.00</b>	Object
<b>Purchased Services</b>						
16032410323C	CASEYVILLE PRINC OFF REP/MAINT		500.00	0.00	2,500.00	10-2410-323-03-21
16032410323G	HS PRIN OFF REP/MAINT		1,000.00	0.00	15,500.00	10-2410-323-03-22
16032410323H	HOLLY HGTS PRINC OFF REP/MAINT		500.00	0.00	0.00	10-2410-323-03-23
16032410323J	JEFFERSON PRIN OFF REP/MAINT		500.00	0.00	800.00	10-2410-323-03-24
16032410323K	KREITNER PRINC OFF REP/MAINT		500.00	0.00	3,200.00	10-2410-323-03-25
16032410323M	MARYVILLE PRIN OFF REP/MAINT		500.00	0.00	3,600.00	10-2410-323-03-26
16032410323N	MS PRIN OFF REP/MAINT		1,000.00	0.00	7,300.00	10-2410-323-03-27
16032410323R	RENFRO PRINC OFF REP/MAINT		500.00	0.00	4,300.00	10-2410-323-03-28
16032410323S	SUMMIT PRIN OFF REP/MAINT		500.00	0.00	1,000.00	10-2410-323-03-29
16032410323T	TWIN ECHO PRIN OFF REP/MAINT		500.00	0.00	1,700.00	10-2410-323-03-30
16032410323X	WEBSTER ELEM PRIN OFF REP/MAIN		500.00	0.00	2,500.00	10-2410-323-03-31
16032410323I	DORRIS PRINCIPAL OFF REP/MAINT		1,000.00	794.00	7,600.00	10-2410-323-03-33
16032410332C	CASEYVILLE PRIN OFF TRAVEL		300.00	164.58	300.00	10-2410-332-03-21
16032410332G	HS PRIN OFF TRAVEL (6*300)		1,800.00	2,222.05	1,800.00	10-2410-332-03-22
16032410332H	HOLLY HGTS PRIN OFF TRAVEL		300.00	0.00	0.00	10-2410-332-03-23

# Unit Budget FY17 Expenditure Report

Printed: 9/16/2016 9:08 AM  
COLLINSVILLE 10

Education Fund 10						
Department	03	PRINCIPALS				
Function	2410	Office Of Principal Serv				
Object	300	Purchased Services				
Account	Description		UNIT FY17 Budget Expenditure	UNIT FY16 YTD Expenditure	UNIT FY16 Budget Expenditure	State Account Number
16032410332J	JEFFERSON PRIN OFF TRAVEL		150.00	148.26	150.00	10-2410-332-03-24
16032410332K	KREITNER PRIN OFF TRAVEL		300.00	298.32	300.00	10-2410-332-03-25
16032410332M	MARYVILLE PRIN OFF TRAVEL		300.00	10.00	300.00	10-2410-332-03-26
16032410332N	MS PRIN OFF TRAVEL (3*300)		900.00	189.00	900.00	10-2410-332-03-27
16032410332R	RENFRO PRIN OFF TRAVEL		350.00	300.00	300.00	10-2410-332-03-28
16032410332S	SUMMIT PRIN OFF TRAVEL		150.00	160.15	150.00	10-2410-332-03-29
16032410332T	TWIN ECHO PRIN OFF TRAVEL		300.00	192.05	300.00	10-2410-332-03-30
16032410332X	WEBSTER PRIN OFF TRAVEL		300.00	295.00	300.00	10-2410-332-03-31
16032410332I	DORRIS PRIN OFF TRAVEL (2*300)		600.00	508.16	600.00	10-2410-332-03-33
	<b>300 Purchased Services</b>		<b>13,250.00</b>	<b>5,281.57</b>	<b>55,400.00</b>	<b>Object</b>
<b>Supplies And Materials</b>						
16032410410C	CASEYVILLE PRINC OFF SUPPLIES		505.00	0.00	561.00	10-2410-410-03-21
16032410410G	HS PRIN OFF SUPPLIES		3,060.00	110.25	3,400.00	10-2410-410-03-22
16032410410H	HOLLY HGTS PRINC OFF SUPPLIES		505.00	0.00	0.00	10-2410-410-03-23
16032410410J	JEFFERSON PRIN OFF SUPPLIES		149.00	(126.75)	165.00	10-2410-410-03-24
16032410410K	KREITNER PRINC OFF SUPPLIES		624.00	0.00	693.00	10-2410-410-03-25
16032410410M	MARYVILLE PRIN OFF SUPPLIES		723.00	760.00	803.00	10-2410-410-03-26
16032410410N	MS PRIN OFF SUPPLIES		1,445.00	7.54	1,606.00	10-2410-410-03-27
16032410410R	RENFRO PRIN OFF SUPPLIES		861.00	871.91	957.00	10-2410-410-03-28
16032410410S	SUMMIT PRIN OFF SUPPLIES		188.00	0.00	209.00	10-2410-410-03-29
16032410410T	TWIN ECHO PRIN OFF SUPPLIES		337.00	97.16	374.00	10-2410-410-03-30
16032410410X	WEBSTER ELEM PRIN OFF SUPPLIES		495.00	349.99	550.00	10-2410-410-03-31
16032410410I	DORRIS PRIN OFF		1,515.00	369.98	1,683.00	10-2410-410-03-33
16032410415I	DORRIS STUDENT HANDBOOKS		7,000.00	5,742.50	8,500.00	10-2410-415-03-33
	<b>400 Supplies And Materials</b>		<b>17,407.00</b>	<b>8,182.58</b>	<b>19,501.00</b>	<b>Object</b>
<b>Other Objects</b>						
16032410640U	DUES & FEES		8,000.00	7,659.29	7,000.00	10-2410-640-03-10
	<b>600 Other Objects</b>		<b>8,000.00</b>	<b>7,659.29</b>	<b>7,000.00</b>	<b>Object</b>
<b>Non-Capitalized Equipment</b>						
16032410700C	NA CASEYVILLE OFFICE EQUIPMENT		0.00	0.00	0.00	10-2410-700-03-21
16032410700K	NA KREITNER PRIN Office E		0.00	0.00	0.00	10-2410-700-03-25
16032410700M	NA MARYVILLE OFFICE EQNT		0.00	0.00	0.00	10-2410-700-03-26
16032410700N	NA MS PRIN OFFICE EQUIP		0.00	0.00	0.00	10-2410-700-03-27
16032410700I	NA DORRIS PRIN OFF EQUIPMENT		0.00	0.00	0.00	10-2410-700-03-33
	<b>700 Non-Capitalized Equipment</b>		<b>0.00</b>	<b>0.00</b>	<b>0.00</b>	<b>Object</b>

# Unit Budget FY17 Expenditure Report

Printed: 9/16/2016 9:08 AM  
COLLINSVILLE 10

Education Fund 10					
Account	Description	UNIT FY17 Budget Expenditure	UNIT FY16 YTD Expenditure	UNIT FY16 Budget Expenditure	State Account Number

<b>2410</b>	<b>Office Of Principal Serv</b>	3,026,654.00	2,837,817.49	2,912,428.00	** Function
<b>03</b>	<b>PRINCIPALS</b>	3,033,654.00	2,850,825.51	2,925,928.00	* Department

**ELEMENTARY**

Elementary

**Salaries**

16041110110C	CASEYVILLE TEACH SA (14)	800,000.00	774,985.90	787,852.00	10-1110-110-04-21
16041110110H	HOLLYwood see SPEC ED	0.00	0.00	0.00	10-1110-110-04-23
16041110110J	JEFFERSON TEACHER SAL (5)	335,000.00	325,414.86	330,681.00	10-1110-110-04-24
16041110110K	KREITNER TEACHER SAL(11)	728,091.00	722,885.36	717,379.00	10-1110-110-04-25
16041110110M	MARYVILLE TEACHERS SAL (17)	1,104,692.00	1,095,807.89	1,117,629.00	10-1110-110-04-26
16041110110R	RENFRO TEACHER SAL(25)	1,470,000.00	1,422,948.02	1,433,853.00	10-1110-110-04-28
16041110110S	SUMMIT TEACHER SAL(5)	291,382.00	278,063.73	281,892.00	10-1110-110-04-29
16041110110T	TWIN ECHO TEACHER SAL(10)	520,000.00	503,985.95	561,977.00	10-1110-110-04-30
16041110110X	WEBSTER ELEM TEACHER (11)	644,065.00	663,018.06	656,844.00	10-1110-110-04-31
16041110110I	DORRIS TEACHERS (33)	1,900,645.00	1,853,682.36	1,753,693.00	10-1110-110-04-33
160411101124	ELEM X PAY SAL (timecard)	15,600.00	15,149.12	13,000.00	10-1110-112-04-04
160411101144	ELEM RELIEF AIDE SAL (timecd)	255,000.00	252,786.11	260,000.00	10-1110-114-04-04
16041110115U	ELEM INSTR HELPER SAL (3)	68,500.00	66,538.70	60,000.00	10-1110-115-04-10
16041110116U	ELEM INSTR HELPER SAL SUB	250.00	213.10	0.00	10-1110-116-04-10
16041110120I	ELEM TEACHER SUBS SAL	175,000.00	177,717.24	250,000.00	10-1110-120-04-01
<b>100</b>	<b>Salaries</b>	<b>8,308,225.00</b>	<b>8,153,196.40</b>	<b>8,224,800.00</b>	<b>Object</b>

**Employee Benefits**

160411102104	NA Elementary	0.00	0.00	0.00	10-1110-210-04-04
160411102211	NA ELEM TEACHER SUB LIFE (NA)	3.00	2.19	3.00	10-1110-221-04-01
160411102214	NA ELEM X PAY LIFE	0.00	0.72	0.00	10-1110-221-04-04
16041110221U	ELEM INSTR HELPER LIFE	100.00	43.01	100.00	10-1110-221-04-10
16041110221C	CASEYVILLE TEACHER LIFE	200.00	187.34	310.00	10-1110-221-04-21
16041110221H	HOLLY HGTS TEACHER LIFE	0.00	0.00	0.00	10-1110-221-04-23
16041110221J	JEFFERSON TEACHER LIFE	100.00	75.72	112.00	10-1110-221-04-24
16041110221K	KREITNER TEACHER LIFE	200.00	167.48	250.00	10-1110-221-04-25
16041110221M	MARYVILLE TEACHERS LIFE	300.00	270.62	300.00	10-1110-221-04-26
16041110221R	RENFRO TEACHER LIFE	400.00	355.82	400.00	10-1110-221-04-28
16041110221S	SUMMIT TEACHER LIFE	100.00	75.90	120.00	10-1110-221-04-29
16041110221T	TWIN ECHO TEACHER LIFE	150.00	143.46	250.00	10-1110-221-04-30

# Unit Budget FY17 Expenditure Report

Printed: 9/16/2016 9:08 AM  
COLLINSVILLE 10

Education Fund 10						
Department	04	ELEMENTARY				
Function	1110	Elementary				
Object	200	Employee Benefits				
Account	Description	UNIT FY17 Budget Expenditure	UNIT FY16 YTD Expenditure	UNIT FY16 Budget Expenditure	State Account Number	
16041110221X	WEBSTER ELEM TEACHER LIFE	200.00	184.39	300.00	10-1110-221-04-31	
16041110221I	DORRIS TEACHERS LIFE	550.00	494.16	600.00	10-1110-221-04-33	
16041110222I	ELEM TEACHER SUBS HEALTH	1,500.00	1,139.86	50.00	10-1110-222-04-01	
160411102224	ELEM X PAY HEALTH	500.00	393.10	500.00	10-1110-222-04-04	
16041110222U	ELEM HEALTH INSURANCE	19,000.00	14,570.95	19,000.00	10-1110-222-04-10	
16041110222C	CASEYVILLE TEACHER HEALTH	80,000.00	73,660.09	94,500.00	10-1110-222-04-21	
16041110222H	HOLLY HGTS TEACHER HEALTH	0.00	0.00	0.00	10-1110-222-04-23	
16041110222J	JEFFERSON TEACHER HEALTH	43,000.00	41,168.04	41,000.00	10-1110-222-04-24	
16041110222K	KREITNER TEACHER HEALTH	95,000.00	86,800.80	108,000.00	10-1110-222-04-25	
16041110222M	MARYVILLE TEACHER HEALTH	145,000.00	140,542.85	130,000.00	10-1110-222-04-26	
16041110222R	RENFRO TEACHER HEALTH	190,000.00	185,014.51	175,000.00	10-1110-222-04-28	
16041110222S	SUMMIT TEACHER HEALTH	40,000.00	38,741.28	33,000.00	10-1110-222-04-29	
16041110222T	TWIN ECHO TEACHER HEALTH	80,000.00	74,100.66	85,000.00	10-1110-222-04-30	
16041110222X	WEBSTER ELEM TEACHER HEALTH	105,000.00	99,665.49	110,700.00	10-1110-222-04-31	
16041110222I	DORRIS TEACHER HEALTH INS	260,000.00	255,195.51	230,300.00	10-1110-222-04-33	
<b>200</b>	<b>Employee Benefits</b>	<b>1,061,303.00</b>	<b>1,012,993.95</b>	<b>1,029,795.00</b>	<b>Object</b>	
<b>Purchased Services</b>						
16041110314U	ASSESS "THINK LINK, STUDY ISLA	50,000.00	47,960.00	100,000.00	10-1110-314-04-10	
160411103234	ELEM INST EQUIP REPAIRS	110.00	313.21	110.00	10-1110-323-04-04	
160411103304	ELEM IN DIST TRAVL	500.00	529.20	500.00	10-1110-330-04-04	
160411103324	ELEM PROF CONF	110.00	0.00	110.00	10-1110-332-04-04	
16041110332C	CASEYVILLE PROF CONF	55.00	0.00	55.00	10-1110-332-04-21	
16041110332H	HOLLY HGTS PROF CONF	110.00	0.00	110.00	10-1110-332-04-23	
16041110332J	JEFFERSON PROF CONF	55.00	0.00	55.00	10-1110-332-04-24	
16041110332K	KREITNER PROF CONF	110.00	0.00	110.00	10-1110-332-04-25	
16041110332M	MARYVILLE PROF CONF	110.00	0.00	110.00	10-1110-332-04-26	
16041110332R	RENFRO PROF CONF	110.00	0.00	110.00	10-1110-332-04-28	
16041110332S	SUMMIT PROF CONF	55.00	0.00	55.00	10-1110-332-04-29	
16041110332T	TWIN ECHO PROF CONF	55.00	0.00	55.00	10-1110-332-04-30	
16041110332X	WEBSTER PROF CONF	110.00	0.00	110.00	10-1110-332-04-31	
<b>300</b>	<b>Purchased Services</b>	<b>51,490.00</b>	<b>48,802.41</b>	<b>101,490.00</b>	<b>Object</b>	
<b>Supplies And Materials</b>						
160411104104	ELEM DESKS/CHAIRS	49,500.00	51,695.00	55,000.00	10-1110-410-04-04	
16041110410U	Elementary STEM supplies (see gifted)	0.00	0.00	0.00	10-1110-410-04-10	
16041110410C	CASEYVILLE TEACHER SUPPLIES	7,920.00	8,115.34	8,800.00	10-1110-410-04-21	

# Unit Budget FY17 Expenditure Report

Printed: 9/16/2016 9:08 AM  
COLLINSVILLE 10

Education Fund 10						
Account	Description	UNIT FY17 Budget Expenditure	UNIT FY16 YTD Expenditure	UNIT FY16 Budget Expenditure	State Account Number	
<b>Department 04 ELEMENTARY</b>						
<b>Function 1110 Elementary</b>						
<b>Object 400 Supplies And Materials</b>						
16041110410H	HOLLY HGTS TEACHER see Dept 12	0.00	0.00	0.00	10-1110-410-04-23	
16041110410J	JEFFERSON TEACHER SUPPLIES	2,475.00	3,207.97	2,750.00	10-1110-410-04-24	
16041110410K	KREITNER TEACHER SUPPLIES	9,900.00	11,468.20	11,000.00	10-1110-410-04-25	
16041110410M	MARYVILLE TEACHER SUPPLIES	10,890.00	11,214.47	12,100.00	10-1110-410-04-26	
16041110410R	RENFRO TEACHER SUPPLIES	13,365.00	14,648.06	14,850.00	10-1110-410-04-28	
16041110410S	SUMMIT TEACHER SUPPLIES	3,267.00	3,184.29	3,630.00	10-1110-410-04-29	
16041110410T	TWIN ECHO TEACHER SUPPLIES	5,445.00	4,507.99	6,050.00	10-1110-410-04-30	
16041110410X	WEBSTER ELEM TEACHER SUPPLIES	7,425.00	8,002.56	8,250.00	10-1110-410-04-31	
16041110410I	DORRIS TEACHER SUPPLIES	10,000.00	15,181.85	20,000.00	10-1110-410-04-33	
160411104114	ELEM INSTR SUPPLIES/Mat TEXTS	243,000.00	246,525.56	270,000.00	10-1110-411-04-04	
160411104124	NA KINDERGARTEN SUPP	0.00	0.00	2,750.00	10-1110-412-04-04	
160411104205	ISAT PREP/PROG SUBSCRIPT	0.00	0.00	0.00	10-1110-420-04-05	
160411104214	ELEM BOOK REBINDING	198.00	134.50	220.00	10-1110-421-04-04	
<b>400</b>	<b>Supplies And Materials</b>	<b>363,385.00</b>	<b>377,885.79</b>	<b>415,400.00</b>	<b>Object</b>	
<b>Capital Outlay</b>						
160411105404	ELEM CAP OUTLAY	18,000.00	2,483.99	20,000.00	10-1110-540-04-04	
16041110540U	Elementary Technoloy Equipment	0.00	0.00	0.00	10-1110-540-04-10	
<b>500</b>	<b>Capital Outlay</b>	<b>18,000.00</b>	<b>2,483.99</b>	<b>20,000.00</b>	<b>Object</b>	
<b>Other Objects</b>						
160411106404	ELEM DUES & FEES	250.00	0.00	250.00	10-1110-640-04-04	
<b>600</b>	<b>Other Objects</b>	<b>250.00</b>	<b>0.00</b>	<b>250.00</b>	<b>Object</b>	
<b>Non-Capitalized Equipment</b>						
160411107404	Elementary equipment non cap	0.00	0.00	0.00	10-1110-740-04-04	
<b>700</b>	<b>Non-Capitalized Equipment</b>	<b>0.00</b>	<b>0.00</b>	<b>0.00</b>	<b>Object</b>	
<b>1110</b>	<b>Elementary</b>	<b>9,802,653.00</b>	<b>9,595,362.54</b>	<b>9,791,735.00</b>	<b>** Function</b>	
<b>04</b>	<b>ELEMENTARY</b>	<b>9,802,653.00</b>	<b>9,595,362.54</b>	<b>9,791,735.00</b>	<b>* Department</b>	
<b>TITLE 1, 15-16 (4300)</b>						
<b>Ed Deprived/Remidial Prog</b>						
<b>Salaries</b>						
16051250110U	15-16 TITLE I SALARY (12)	136,696.00	692,747.74	805,921.00	10-1250-110-05-10	
16051250111U	15-16 TITLE I Stipends	0.00	21,094.02	0.00	10-1250-111-05-10	
16051250115U	15-16 TITLE I SAL (4)	9,819.00	55,988.59	63,906.00	10-1250-115-05-10	
16051250116U	15-16 Title I Non-Cert Sub	0.00	2,357.81	2,000.00	10-1250-116-05-10	

# Unit Budget FY17 Expenditure Report

Printed: 9/16/2016 9:08 AM  
COLLINSVILLE 10

## Education Fund 10

Department 05 TITLE 1, 15-16 (4300)  
Function 1250 Ed Deprived/Remidial Prog  
Object 100 Salaries

Account	Description	UNIT FY17 Budget Expenditure	UNIT FY16 YTD Expenditure	UNIT FY16 Budget Expenditure	State Account Number
16051250120U	15-16 TITLE I SUBS SAL	0.00	0.00	2,000.00	10-1250-120-05-10
	<b>100 Salaries</b>	<b>146,515.00</b>	<b>772,188.16</b>	<b>873,827.00</b>	Object
<b>Employee Benefits</b>					
16051250210U	15-16 TITLE I FED TRS (12)	52,644.00	257,258.83	322,000.00	10-1250-210-05-10
16051250211U	15-16 TITLE I TRS	0.00	0.00	0.00	10-1250-211-05-10
16051250221U	15-16 TITLE I LIFE	48.00	200.79	45.00	10-1250-221-05-10
16051250222U	15-16 TITLE I HEALTH	23,850.00	107,561.89	100,000.00	10-1250-222-05-10
	<b>200 Employee Benefits</b>	<b>76,542.00</b>	<b>365,021.51</b>	<b>422,045.00</b>	Object
<b>Purchased Services</b>					
16051250314U	15-16 TITLE I PROF SERV INST	0.00	25,596.50	10,000.00	10-1250-314-05-10
16051250323U	NA TITLE I REPAIRS/MAINT	0.00	0.00	0.00	10-1250-323-05-10
16051250332U	15-16 TITLE I TRAVEL	0.00	1,048.17	1,000.00	10-1250-332-05-10
	<b>300 Purchased Services</b>	<b>0.00</b>	<b>26,644.67</b>	<b>11,000.00</b>	Object
<b>Supplies And Materials</b>					
16051250410U	15-16 TITLE I INST MATLS	13,960.00	77,289.69	100,000.00	10-1250-410-05-10
16051250411U	15-16 TITLE I SUPPLIES Kreitne	0.00	0.00	0.00	10-1250-411-05-10
	<b>400 Supplies And Materials</b>	<b>13,960.00</b>	<b>77,289.69</b>	<b>100,000.00</b>	Object
<b>Capital Outlay</b>					
16051250540U	15-16 Title I Equipment	0.00	6,006.86	2,000.00	10-1250-540-05-10
	<b>500 Capital Outlay</b>	<b>0.00</b>	<b>6,006.86</b>	<b>2,000.00</b>	Object
<b>Non-Capitalized Equipment</b>					
16051250700U	15-16 Title I NonCap Equip	0.00	0.00	2,000.00	10-1250-700-05-10
	<b>700 Non-Capitalized Equipment</b>	<b>0.00</b>	<b>0.00</b>	<b>2,000.00</b>	Object
	<b>1250 Ed Deprived/Remidial Prog</b>	<b>237,017.00</b>	<b>1,247,150.89</b>	<b>1,410,872.00</b>	** Function
<b>Function 2210</b>					
<b>Salaries</b>					
16052210110U	15-16 TITLE I SAL (3)	28,078.00	131,129.50	154,500.00	10-2210-110-05-10
16052210111U	15-16 TITLE I CERTIFIED STIPEN	0.00	0.00	0.00	10-2210-111-05-10
16052210116U	15-16 Title I Non-Cert	0.00	0.00	100.00	10-2210-116-05-10
16052210120U	15-16 TITLE I SUBS SAL	0.00	4,545.00	20,000.00	10-2210-120-05-10
	<b>100 Salaries</b>	<b>28,078.00</b>	<b>135,674.50</b>	<b>174,600.00</b>	Object
<b>Employee Benefits</b>					
16052210210U	15-16 TITLE I FED TRS	9,000.00	48,626.19	63,200.00	10-2210-210-05-10

# Unit Budget FY17 Expenditure Report

Printed: 9/16/2016 9:08 AM  
COLLINSVILLE 10

Education Fund 10						
Account	Description		UNIT FY17 Budget Expenditure	UNIT FY16 YTD Expenditure	UNIT FY16 Budget Expenditure	State Account Number
16052210211U	15-16 TITLE I TRS		0.00	0.00	0.00	10-2210-211-05-10
16052210221U	15-16 TITLE I LIFE		7.00	31.16	15.00	10-2210-221-05-10
16052210222U	15-16 TITLE I HEALTH		4,000.00	16,748.88	7,000.00	10-2210-222-05-10
	<b>200 Employee Benefits</b>		<b>13,007.00</b>	<b>65,406.23</b>	<b>70,215.00</b>	Object
<b>Purchased Services</b>						
16052210314U	15-16 TITLE I CONSULTANT		0.00	7,133.45	15,000.00	10-2210-314-05-10
16052210332U	15-16 TITLE I PROF TRAVEL		3,500.00	14,424.36	30,000.00	10-2210-332-05-10
	<b>300 Purchased Services</b>		<b>3,500.00</b>	<b>21,557.81</b>	<b>45,000.00</b>	Object
<b>Supplies And Materials</b>						
16052210410U	15-16 TITLE I SUPPLIES		0.00	2,257.55	4,000.00	10-2210-410-05-10
	<b>400 Supplies And Materials</b>		<b>0.00</b>	<b>2,257.55</b>	<b>4,000.00</b>	Object
<b>Capital Outlay</b>						
16052210540U	15-16 TITLE I EQUIPMENT		0.00	1,824.66	0.00	10-2210-540-05-10
	<b>500 Capital Outlay</b>		<b>0.00</b>	<b>1,824.66</b>	<b>0.00</b>	Object
	<b>2210 Function 2210</b>		<b>44,585.00</b>	<b>226,720.75</b>	<b>293,815.00</b>	** Function
<b>Function 2220</b>						
<b>Salaries</b>						
16052220115U	NA TITLE I SALARY (0)		0.00	7,852.76	0.00	10-2220-115-05-10
	<b>100 Salaries</b>		<b>0.00</b>	<b>7,852.76</b>	<b>0.00</b>	Object
<b>Supplies And Materials</b>						
16052220410U	15-16 TITLE I SUPPLIES		0.00	8,076.66	0.00	10-2220-410-05-10
	<b>400 Supplies And Materials</b>		<b>0.00</b>	<b>8,076.66</b>	<b>0.00</b>	Object
<b>Capital Outlay</b>						
16052220540U	15-16 TITLE I SUPPLIES		0.00	512.00	0.00	10-2220-540-05-10
	<b>500 Capital Outlay</b>		<b>0.00</b>	<b>512.00</b>	<b>0.00</b>	Object
	<b>2220 Function 2220</b>		<b>0.00</b>	<b>16,441.42</b>	<b>0.00</b>	** Function
<b>Assessment/Testing</b>						
<b>Salaries</b>						
16052230115U	NA TITLE I SALARY (0)		0.00	0.00	0.00	10-2230-115-05-10
	<b>100 Salaries</b>		<b>0.00</b>	<b>0.00</b>	<b>0.00</b>	Object
<b>Employee Benefits</b>						
16052230221U	NA TITLE I LIFE		0.00	0.00	0.00	10-2230-221-05-10

# Unit Budget FY17 Expenditure Report

Printed: 9/16/2016 9:08 AM  
COLLINSVILLE 10

Education Fund 10						
Department	05	TITLE 1, 15-16 (4300)				
Function	2230	Assessment/Testing				
Object	200	Employee Benefits				
Account	Description	UNIT FY17 Budget Expenditure	UNIT FY16 YTD Expenditure	UNIT FY16 Budget Expenditure	State Account Number	
16052230222U	NA TITLE I HEALTH	0.00	0.00	0.00	10-2230-222-05-10	
	<b>200 Employee Benefits</b>	0.00	0.00	0.00	Object	
<b>Supplies And Materials</b>						
16052230410U	NA TITLE I	0.00	0.00	0.00	10-2230-410-05-10	
	<b>400 Supplies And Materials</b>	0.00	0.00	0.00	Object	
	<b>2230 Assessment/Testing</b>	0.00	0.00	0.00	** Function	
<b>Special Area Adm. Serv</b>						
<b>Salaries</b>						
16052330110U	15-16 TITLE I SAL (0.5, plus 20 days)	2,035.00	28,966.07	35,500.00	10-2330-110-05-10	
16052330115U	15-16 TITLE I SAL (0.5)	0.00	22,211.63	21,900.00	10-2330-115-05-10	
	<b>100 Salaries</b>	2,035.00	51,177.70	57,400.00	Object	
<b>Employee Benefits</b>						
16052330210U	15-16 TITLE I FED TRS	800.00	10,445.16	2,300.00	10-2330-210-05-10	
16052330211U	15-16 TITLE I TRS	0.00	0.00	0.00	10-2330-211-05-10	
16052330221U	15-16 TITLE I LIFE	3.00	12.97	3.00	10-2330-221-05-10	
16052330222U	15-16 TITLE I HEALTH	214.00	7,028.27	8,000.00	10-2330-222-05-10	
	<b>200 Employee Benefits</b>	1,017.00	17,486.40	10,303.00	Object	
<b>Purchased Services</b>						
16052330314U	15-16 TITLE I CONSULTANT	0.00	0.00	0.00	10-2330-314-05-10	
16052330317U	NA TITLE I AUDIT	0.00	0.00	0.00	10-2330-317-05-10	
16052330323U	NA TITLE I REPAIRS/MAINT	0.00	0.00	0.00	10-2330-323-05-10	
16052330332U	NA TITLE I PRO TRAVEL	0.00	0.00	0.00	10-2330-332-05-10	
16052330340U	NA TITLE I TELEPHONE	0.00	0.00	0.00	10-2330-340-05-10	
	<b>300 Purchased Services</b>	0.00	0.00	0.00	Object	
<b>Supplies And Materials</b>						
16052330410U	15-16 TITLE I SUPPLIES	0.00	128.21	1,500.00	10-2330-410-05-10	
	<b>400 Supplies And Materials</b>	0.00	128.21	1,500.00	Object	
<b>Capital Outlay</b>						
16052330540U	NA Title I Equipment	0.00	0.00	0.00	10-2330-540-05-10	
	<b>500 Capital Outlay</b>	0.00	0.00	0.00	Object	
<b>Other Objects</b>						
16052330640U	15-16 TITLE I DUES/FEES	149.00	290.00	600.00	10-2330-640-05-10	
	<b>600 Other Objects</b>	149.00	290.00	600.00	Object	

# Unit Budget FY17 Expenditure Report

Printed: 9/16/2016 9:08 AM  
COLLINSVILLE 10

## Education Fund 10

Department 05 TITLE 1, 15-16 (4300)  
Function 2330 Special Area Adm. Serv  
Object 700 Non-Capitalized Equipment

Account	Description	UNIT FY17 Budget Expenditure	UNIT FY16 YTD Expenditure	UNIT FY16 Budget Expenditure	State Account Number
---------	-------------	------------------------------------	------------------------------	------------------------------------	----------------------

### Non-Capitalized Equipment

16052330700U	NA TITLE CAPITAL OUTLAY	0.00	0.00	0.00	10-2330-700-05-10
	<b>700 Non-Capitalized Equipment</b>	<u>0.00</u>	<u>0.00</u>	<u>0.00</u>	Object
	<b>2330 Special Area Adm. Serv</b>	<u>3,201.00</u>	<u>69,082.31</u>	<u>69,803.00</u>	** Function

### Function 2400

#### Salaries

16052400111U	15-16 TITLE I SUMMER SCH COOR	0.00	0.00	2,500.00	10-2400-111-05-10
	<b>100 Salaries</b>	<u>0.00</u>	<u>0.00</u>	<u>2,500.00</u>	Object

#### Employee Benefits

16052400210U	NA TITLE I SUM SCH FED TRS	0.00	0.00	800.00	10-2400-210-05-10
	<b>200 Employee Benefits</b>	<u>0.00</u>	<u>0.00</u>	<u>800.00</u>	Object
	<b>2400 Function 2400</b>	<u>0.00</u>	<u>0.00</u>	<u>3,300.00</u>	** Function

### Function 2550

#### Purchased Services

16052550323U	15-16 TITLE I COPY	0.00	0.00	550.00	10-2550-323-05-10
16052550332U	15-16 Title I Travel	0.00	0.00	30,000.00	10-2550-332-05-10
	<b>300 Purchased Services</b>	<u>0.00</u>	<u>0.00</u>	<u>30,550.00</u>	Object
	<b>2550 Function 2550</b>	<u>0.00</u>	<u>0.00</u>	<u>30,550.00</u>	** Function

### Function 2570

#### Purchased Services

16052570300U	15-16 Title I Copy Service	0.00	0.00	0.00	10-2570-300-05-10
16052570323U	15-16 TITLE I	0.00	575.00	0.00	10-2570-323-05-10
16052570332U	NA Title I Transportation	0.00	0.00	0.00	10-2570-332-05-10
	<b>300 Purchased Services</b>	<u>0.00</u>	<u>575.00</u>	<u>0.00</u>	Object
	<b>2570 Function 2570</b>	<u>0.00</u>	<u>575.00</u>	<u>0.00</u>	** Function

### Other Support Services

#### Purchased Services

16052900300U	15-16 Title I SES Service	0.00	0.00	34,019.00	10-2900-300-05-10
	<b>300 Purchased Services</b>	<u>0.00</u>	<u>0.00</u>	<u>34,019.00</u>	Object

#### Supplies And Materials

16052900410U	15-16 TITLE I SET ASIDE & SUPP	0.00	798.93	0.00	10-2900-410-05-10
	<b>400 Supplies And Materials</b>	<u>0.00</u>	<u>798.93</u>	<u>0.00</u>	Object

# Unit Budget FY17 Expenditure Report

Printed: 9/16/2016 9:08 AM  
COLLINSVILLE 10

## Education Fund 10

Department 05 TITLE 1, 15-16 (4300)  
Function 2900 Other Support Services  
Object 400 Supplies And Materials

Account	Description	UNIT FY17 Budget Expenditure	UNIT FY16 YTD Expenditure	UNIT FY16 Budget Expenditure	State Account Number
<b>2900</b>	<b>Other Support Services</b>	0.00	798.93	34,019.00	** Function
<b>Civic Services</b>					
<b>Salaries</b>					
16053300110U	15-16 TITLE I SAL (20 extra days)	0.00	200.00	6,224.00	10-3300-110-05-10
16053300115U	NA TITLE I PARENT (10%of1)	0.00	22,211.70	0.00	10-3300-115-05-10
<b>100</b>	<b>Salaries</b>	0.00	22,411.70	6,224.00	Object
<b>Employee Benefits</b>					
16053300210U	15-16 TITLE I FED TRS	0.00	72.12	2,500.00	10-3300-210-05-10
16053300211U	15-16 TITLE I TRS	0.00	0.00	0.00	10-3300-211-05-10
16053300221U	15-16 TITLE I LIFE	0.00	6.99	0.00	10-3300-221-05-10
16053300222U	15-16 TITLE I HEALTH	0.00	3,849.91	0.00	10-3300-222-05-10
<b>200</b>	<b>Employee Benefits</b>	0.00	3,929.02	2,500.00	Object
<b>Purchased Services</b>					
16053300314U	15-16 TITLE I CONSULTANT	0.00	0.00	0.00	10-3300-314-05-10
<b>300</b>	<b>Purchased Services</b>	0.00	0.00	0.00	Object
<b>Supplies And Materials</b>					
16053300410U	15-16 TITLE I SUPPLIES	0.00	8,666.47	8,500.00	10-3300-410-05-10
16053300411U	15-16 TITLE I REFRESHMENTS	0.00	0.00	0.00	10-3300-411-05-10
<b>400</b>	<b>Supplies And Materials</b>	0.00	8,666.47	8,500.00	Object
<b>3300</b>	<b>Civic Services</b>	0.00	35,007.19	17,224.00	** Function
<b>Nonpublic School Pupils</b>					
<b>Salaries</b>					
16053700110U	NA TITLE I NONPUB TUTOR SAL	0.00	1,416.00	0.00	10-3700-110-05-10
<b>100</b>	<b>Salaries</b>	0.00	1,416.00	0.00	Object
<b>Employee Benefits</b>					
16053700210U	15-16 TITLE I NONPUB TUT FED T	0.00	0.00	0.00	10-3700-210-05-10
16053700211U	15-16 TITLE I NONPUB TUTOR TRS	0.00	0.00	0.00	10-3700-211-05-10
<b>200</b>	<b>Employee Benefits</b>	0.00	0.00	0.00	Object
<b>Purchased Services</b>					
16053700332U	15-16 TITLE I NONPUBLIC REGIS	0.00	3,319.78	0.00	10-3700-332-05-10
<b>300</b>	<b>Purchased Services</b>	0.00	3,319.78	0.00	Object
<b>Supplies And Materials</b>					

# Unit Budget FY17 Expenditure Report

Printed: 9/16/2016 9:08 AM  
COLLINSVILLE 10

Education Fund 10						
Account	Description	UNIT FY17 Budget Expenditure	UNIT FY16 YTD Expenditure	UNIT FY16 Budget Expenditure	State Account Number	
16053700410U	15-16 TITLE I Mat	0.00	413.43	407.00	10-3700-410-05-10	
16053700411U	15-16 TITLE I Parent	0.00	0.00	0.00	10-3700-411-05-10	
	<b>400 Supplies And Materials</b>	0.00	413.43	407.00	Object	
<b>Capital Outlay</b>						
16053700500U	15-16 Title I Capital ourlay	0.00	0.00	0.00	10-3700-500-05-10	
	<b>500 Capital Outlay</b>	0.00	0.00	0.00	Object	
	<b>3700 Nonpublic School Pupils</b>	0.00	5,149.21	407.00	** Function	
<b>Other Pymnts Gov In State</b>						
<b>Purchased Services</b>						
16054190300U	15-16 TITLE I Prof Develop-ROE	0.00	1,631.50	0.00	10-4190-300-05-10	
	<b>300 Purchased Services</b>	0.00	1,631.50	0.00	Object	
	<b>4190 Other Pymnts Gov In State</b>	0.00	1,631.50	0.00	** Function	
	<b>05 TITLE 1, 15-16 (4300)</b>	284,803.00	1,602,557.19	1,859,990.00	* Department	
<b>TITLE 1, 16-17 (4300)</b>						
<b>Ed Deprived/Remidial Prog</b>						
<b>Salaries</b>						
16061250110U	16-17 TITLE I SAL (13)	715,000.00	115,625.20	57,812.00	10-1250-110-06-10	
16061250111U	NA TITLE I STIPEND	0.00	0.00	0.00	10-1250-111-06-10	
16061250115U	16-17 TITLE I SAL (4)	57,668.00	8,851.89	3,500.00	10-1250-115-06-10	
16061250116U	16-17 TITLE I ASST SUB SAL	2,428.00	0.00	0.00	10-1250-116-06-10	
16061250120U	14-15 TITLE I SUBS SAL	0.00	0.00	0.00	10-1250-120-06-10	
	<b>100 Salaries</b>	775,096.00	124,477.09	61,312.00	Object	
<b>Employee Benefits</b>						
16061250210U	16-17 TITLE I FED TRS	275,000.00	18,664.44	18,664.00	10-1250-210-06-10	
16061250221U	16-17 TITLE I LIFE	200.00	40.48	20.00	10-1250-221-06-10	
16061250222U	16-17 TITLE I HEALTH (17)	108,000.00	20,476.00	10,561.00	10-1250-222-06-10	
	<b>200 Employee Benefits</b>	383,200.00	39,180.92	29,245.00	Object	
<b>Purchased Services</b>						
16061250314U	16-17 Title I Purchased Servic	26,364.00	0.00	0.00	10-1250-314-06-10	
16061250323U	14-15 Title I Repair	0.00	0.00	0.00	10-1250-323-06-10	
16061250332U	16-17 TITLE I TRAV/PURCH SVC	1,100.00	0.00	0.00	10-1250-332-06-10	
	<b>300 Purchased Services</b>	27,464.00	0.00	0.00	Object	

# Unit Budget FY17 Expenditure Report

Printed: 9/16/2016 9:08 AM  
COLLINSVILLE 10

Education Fund 10						
Account	Description	UNIT FY17 Budget Expenditure	UNIT FY16 YTD Expenditure	UNIT FY16 Budget Expenditure	State Account Number	
<b>Supplies And Materials</b>						
16061250410U	16-17 TITLE I MATERIALS	40,000.00	0.00	0.00	10-1250-410-06-10	
16061250411U	16-17 TITLE I SUPPLIES	0.00	0.00	0.00	10-1250-411-06-10	
<b>400</b>	<b>Supplies And Materials</b>	<b>40,000.00</b>	<b>0.00</b>	<b>0.00</b>	<b>Object</b>	
<b>Capital Outlay</b>						
16061250540U	16-17 Title I equipment	6,000.00	0.00	0.00	10-1250-540-06-10	
<b>500</b>	<b>Capital Outlay</b>	<b>6,000.00</b>	<b>0.00</b>	<b>0.00</b>	<b>Object</b>	
<b>1250</b>	<b>Ed Deprived/Remidial Prog</b>	<b>1,231,760.00</b>	<b>163,658.01</b>	<b>90,557.00</b>	<b>** Function</b>	
<b>Function 2210</b>						
<b>Salaries</b>						
16062210110U	16-17 TITLE I SAL(3)	135,000.00	17,352.20	8,671.00	10-2210-110-06-10	
16062210111U	14-15 TITLE I STIPEND	0.00	0.00	0.00	10-2210-111-06-10	
16062210120U	16-17 TITLE I SUBS SAL	5,000.00	0.00	0.00	10-2210-120-06-10	
<b>100</b>	<b>Salaries</b>	<b>140,000.00</b>	<b>17,352.20</b>	<b>8,671.00</b>	<b>Object</b>	
<b>Employee Benefits</b>						
16062210210U	14-15 TITLE I FED TRS	50,000.00	1,431.55	1,432.00	10-2210-210-06-10	
16062210211U	14-15 TITLE I TRS	0.00	0.00	0.00	10-2210-211-06-10	
16062210221U	16-17 TITLE I LIFE	32.00	3.65	2.00	10-2210-221-06-10	
16062210222U	16-17 TITLE I HEALTH	17,000.00	2,014.48	1,007.00	10-2210-222-06-10	
<b>200</b>	<b>Employee Benefits</b>	<b>67,032.00</b>	<b>3,449.68</b>	<b>2,441.00</b>	<b>Object</b>	
<b>Purchased Services</b>						
16062210314U	16-17 TITLE I CONSULTANT ??	10,000.00	0.00	0.00	10-2210-314-06-10	
16062210332U	16-17 TITLE I TRAVEL	15,000.00	435.35	719.00	10-2210-332-06-10	
<b>300</b>	<b>Purchased Services</b>	<b>25,000.00</b>	<b>435.35</b>	<b>719.00</b>	<b>Object</b>	
<b>Supplies And Materials</b>						
16062210410U	16-17 TITLE I SUPPLIES	3,600.00	0.00	0.00	10-2210-410-06-10	
<b>400</b>	<b>Supplies And Materials</b>	<b>3,600.00</b>	<b>0.00</b>	<b>0.00</b>	<b>Object</b>	
<b>Non-Capitalized Equipment</b>						
16062210700U	16-17 TITLE I EQUIPMENT	1,879.00	0.00	0.00	10-2210-700-06-10	
<b>700</b>	<b>Non-Capitalized Equipment</b>	<b>1,879.00</b>	<b>0.00</b>	<b>0.00</b>	<b>Object</b>	
<b>2210</b>	<b>Function 2210</b>	<b>237,511.00</b>	<b>21,237.23</b>	<b>11,831.00</b>	<b>** Function</b>	

**Function 2220**

# Unit Budget FY17 Expenditure Report

Printed: 9/16/2016 9:08 AM  
COLLINSVILLE 10

## Education Fund 10

Department 06 TITLE 1, 16-17 (4300)  
Function 2220 Function 2220  
Object 100 Salaries

Account	Description	UNIT FY17 Budget Expenditure	UNIT FY16 YTD Expenditure	UNIT FY16 Budget Expenditure	State Account Number
<b>Salaries</b>					
16062220115U	16-17 TITLE I SAL (0)	8,000.00	1,734.00	0.00	10-2220-115-06-10
	<b>100 Salaries</b>	8,000.00	1,734.00	0.00	Object
<b>Supplies And Materials</b>					
16062220410U	16-17 TITLE I SUPPLIES	8,000.00	5,958.42	0.00	10-2220-410-06-10
	<b>400 Supplies And Materials</b>	8,000.00	5,958.42	0.00	Object
<b>Capital Outlay</b>					
16062220540U	14-15 TITLE I SAL (11)	0.00	0.00	0.00	10-2220-540-06-10
	<b>500 Capital Outlay</b>	0.00	0.00	0.00	Object
	<b>2220 Function 2220</b>	16,000.00	7,692.42	0.00	** Function
<b>Assessment/Testing</b>					
<b>Salaries</b>					
16062230110U	14-15 TITLE I SALARY	0.00	0.00	0.00	10-2230-110-06-10
16062230115U	14-15 TITLE I SALARY	0.00	0.00	0.00	10-2230-115-06-10
	<b>100 Salaries</b>	0.00	0.00	0.00	Object
<b>Employee Benefits</b>					
16062230210U	14-15 TITLE I FED TRS	0.00	0.00	0.00	10-2230-210-06-10
16062230211U	14-15 TITLE I TRS	0.00	0.00	0.00	10-2230-211-06-10
16062230221U	14-15 TITLE I LIFE	0.00	0.00	3.00	10-2230-221-06-10
16062230222U	14-15 TITLE I HEALTH	0.00	0.00	0.00	10-2230-222-06-10
	<b>200 Employee Benefits</b>	0.00	0.00	3.00	Object
<b>Supplies And Materials</b>					
16062230410U	14-15 Title I materials	0.00	0.00	0.00	10-2230-410-06-10
	<b>400 Supplies And Materials</b>	0.00	0.00	0.00	Object
	<b>2230 Assessment/Testing</b>	0.00	0.00	3.00	** Function
<b>Special Area Adm. Serv</b>					
<b>Salaries</b>					
16062330110U	14-15 TITLE I SAL	0.00	5,071.30	0.00	10-2330-110-06-10
16062330115U	16-17 TITLE I SAL (0.5)	22,877.00	0.00	0.00	10-2330-115-06-10
	<b>100 Salaries</b>	22,877.00	5,071.30	0.00	Object
<b>Employee Benefits</b>					
16062330210U	14-15 TITLE I FED TRS	0.00	418.38	419.00	10-2330-210-06-10

# Unit Budget FY17 Expenditure Report

Printed: 9/16/2016 9:08 AM  
COLLINSVILLE 10

Education Fund 10						
Account	Description	UNIT FY17 Budget Expenditure	UNIT FY16 YTD Expenditure	UNIT FY16 Budget Expenditure	State Account Number	
16062330221U	16-17 TITLE I LIFE	13.00	2.13	2.00	10-2330-221-06-10	
16062330222U	16-17 TITLE I HEALTH	7,500.00	692.05	350.00	10-2330-222-06-10	
	<b>200 Employee Benefits</b>	7,513.00	1,112.56	771.00	Object	
<b>Purchased Services</b>						
16062330314U	14-15 TITLE I CONSULTANT	0.00	0.00	0.00	10-2330-314-06-10	
16062330317U	NA TITLE I AUDIT	0.00	0.00	0.00	10-2330-317-06-10	
16062330323U	NA TITLE I REPAIRS	0.00	0.00	0.00	10-2330-323-06-10	
16062330332U	NA TITLE I TRAVEL	0.00	0.00	0.00	10-2330-332-06-10	
16062330340U	NA TITLE I TELEPHONE	0.00	0.00	0.00	10-2330-340-06-10	
	<b>300 Purchased Services</b>	0.00	0.00	0.00	Object	
<b>Supplies And Materials</b>						
16062330410U	16-17 TITLE I MATERIALS	1,350.00	164.30	164.00	10-2330-410-06-10	
	<b>400 Supplies And Materials</b>	1,350.00	164.30	164.00	Object	
<b>Other Objects</b>						
16062330640U	16-17 TITLE I FEES	600.00	0.00	0.00	10-2330-640-06-10	
	<b>600 Other Objects</b>	600.00	0.00	0.00	Object	
<b>Non-Capitalized Equipment</b>						
16062330700U	NA TITLE I EQUIPMENT	0.00	0.00	0.00	10-2330-700-06-10	
	<b>700 Non-Capitalized Equipment</b>	0.00	0.00	0.00	Object	
	<b>2330 Special Area Adm. Serv</b>	32,340.00	6,348.16	935.00	** Function	
<b>Function 2400</b>						
<b>Salaries</b>						
16062400111U	14-15 TITLE I SUMMER SCH COOR	0.00	0.00	0.00	10-2400-111-06-10	
	<b>100 Salaries</b>	0.00	0.00	0.00	Object	
<b>Employee Benefits</b>						
16062400210U	16-17 FED TRS TITLE I SUMMER SCH COOR	2,000.00	696.02	700.00	10-2400-210-06-10	
	<b>200 Employee Benefits</b>	2,000.00	696.02	700.00	Object	
	<b>2400 Function 2400</b>	2,000.00	696.02	700.00	** Function	
<b>Function 2550</b>						
<b>Purchased Services</b>						
16062550300U	NA Title I Purchased serv	0.00	0.00	0.00	10-2550-300-06-10	
16062570323U	14-15 TITLE I COPY SERVICE	0.00	0.00	0.00	10-2550-323-06-10	

# Unit Budget FY17 Expenditure Report

Printed: 9/16/2016 9:08 AM  
COLLINSVILLE 10

Education Fund 10						
Account	Description	UNIT FY17 Budget Expenditure	UNIT FY16 YTD Expenditure	UNIT FY16 Budget Expenditure	State Account Number	
16062550332U	14-15 Title I Prof Dev/Travel	0.00	0.00	0.00	10-2550-332-06-10	
	<b>300 Purchased Services</b>	0.00	0.00	0.00	Object	
	<b>2550 Function 2550</b>	0.00	0.00	0.00	** Function	
<b>Other Support Services</b>						
<b>Purchased Services</b>						
16062900300U	14-15 Title I	0.00	0.00	0.00	10-2900-300-06-10	
16062900314U	16-17 Title I Consulting SES	20,000.00	0.00	0.00	10-2900-314-06-10	
	<b>300 Purchased Services</b>	20,000.00	0.00	0.00	Object	
<b>Supplies And Materials</b>						
16062900410U	16-17 TITLE I SET ASIDE & SUPP??	0.00	(115.01)	0.00	10-2900-410-06-10	
	<b>400 Supplies And Materials</b>	0.00	(115.01)	0.00	Object	
	<b>2900 Other Support Services</b>	20,000.00	(115.01)	0.00	** Function	
<b>Civic Services</b>						
<b>Salaries</b>						
16063300110U	16-17 TITLE I SAL (20 extra days)	2,000.00	0.00	0.00	10-3300-110-06-10	
16063300115U	14-15 TITLE I SAL	0.00	0.00	0.00	10-3300-115-06-10	
	<b>100 Salaries</b>	2,000.00	0.00	0.00	Object	
<b>Employee Benefits</b>						
16063300210U	16-17 TITLE I FED TRS	600.00	0.00	0.00	10-3300-210-06-10	
16063300211U	NA TITLE I TRS	0.00	0.00	0.00	10-3300-211-06-10	
16063300221U	14-15 TITLE I LIFE	0.00	0.64	0.00	10-3300-221-06-10	
16063300222U	14-15 TITLE I HEALTH	0.00	0.05	0.00	10-3300-222-06-10	
	<b>200 Employee Benefits</b>	600.00	0.69	0.00	Object	
<b>Purchased Services</b>						
16063300314U	NA TITLE I CONSULTANT	0.00	0.00	0.00	10-3300-314-06-10	
16063300332U	NA TITLE I REFRESHMENTS	0.00	0.00	0.00	10-3300-332-06-10	
	<b>300 Purchased Services</b>	0.00	0.00	0.00	Object	
<b>Supplies And Materials</b>						
16063300410U	16-17 TITLE I MATERIALS/SUPPLI	8,000.00	0.00	0.00	10-3300-410-06-10	
16063300411U	NA TITLE I PARENT MEET	0.00	0.00	0.00	10-3300-411-06-10	
	<b>400 Supplies And Materials</b>	8,000.00	0.00	0.00	Object	
<b>Capital Outlay</b>						
16063300500U	NA Title I Equipment	0.00	0.00	0.00	10-3300-500-06-10	

# Unit Budget FY17 Expenditure Report

Printed: 9/16/2016 9:08 AM  
COLLINSVILLE 10

## Education Fund 10

Department 06 TITLE 1, 16-17 (4300)  
Function 3300 Civic Services  
Object 500 Capital Outlay

Account	Description	UNIT FY17 Budget Expenditure	UNIT FY16 YTD Expenditure	UNIT FY16 Budget Expenditure	State Account Number
---------	-------------	------------------------------------	------------------------------	------------------------------------	----------------------

500	Capital Outlay	0.00	0.00	0.00	Object
3300	Civic Services	10,600.00	0.69	0.00	** Function

### Nonpublic School Pupils

#### Salaries

16063700110U	16-17 TITLE I NONPUB TUTOR SAL	1,416.00	701.10	0.00	10-3700-110-06-10
100	Salaries	1,416.00	701.10	0.00	Object

#### Employee Benefits

16063700210U	NA TITLE I NONPUB TUTOR FED	0.00	0.00	0.00	10-3700-210-06-10
16063700211U	NA TITLE I NONPUB TUTOR SAL	0.00	0.00	0.00	10-3700-211-06-10
200	Employee Benefits	0.00	0.00	0.00	Object

#### Purchased Services

16063700332U	16-17 TITLE I NONPUBLIC TRAVEL	3,400.00	36.80	0.00	10-3700-332-06-10
300	Purchased Services	3,400.00	36.80	0.00	Object

#### Supplies And Materials

16063700410U	16-17 TITLE I NONPUBLIC SUPPLI	425.00	0.00	0.00	10-3700-410-06-10
16063700411U	NA TITLE I NONPUBLIC REFRES	0.00	0.00	0.00	10-3700-411-06-10
400	Supplies And Materials	425.00	0.00	0.00	Object

#### Capital Outlay

16063700500U	14-15 TITLE I Equipment	0.00	0.00	0.00	10-3700-500-06-10
500	Capital Outlay	0.00	0.00	0.00	Object
3700	Nonpublic School Pupils	5,241.00	737.90	0.00	** Function

### Other Pymnts Gov In State

#### Purchased Services

16064190300U	16-17 TITLE I PROF DEV ROE	1,650.00	0.00	0.00	10-4190-300-06-10
300	Purchased Services	1,650.00	0.00	0.00	Object
4190	Other Pymnts Gov In State	1,650.00	0.00	0.00	** Function
06	TITLE 1, 16-17 (4300)	1,557,102.00	200,255.42	104,026.00	* Department

### CUSTODIAN

#### Function 2540

#### Salaries

16072540110C	CASEYVILLE CUST SAL (2)	82,000.00	81,346.47	81,000.00	10-2540-110-07-21
16072540110G	CHS CUSTODIAL SAL(12.25)	440,000.00	434,016.77	400,000.00	10-2540-110-07-22

# Unit Budget FY17 Expenditure Report

Printed: 9/16/2016 9:08 AM  
COLLINSVILLE 10

## Education Fund 10

Department 07 CUSTODIAN  
Function 2540 Function 2540  
Object 100 Salaries

Account	Description	UNIT FY17 Budget Expenditure	UNIT FY16 YTD Expenditure	UNIT FY16 Budget Expenditure	State Account Number
16072540110H	HOLLY HGTS CUST SAL (1)	34,914.00	0.00	0.00	10-2540-110-07-23
16072540110J	JEFFERSON CUSTL SAL (1)	34,914.00	33,897.92	32,000.00	10-2540-110-07-24
16072540110K	KREITNER CUST SAL (3)	100,311.00	97,389.87	95,000.00	10-2540-110-07-25
16072540110M	MARYVILLE CUST SAL (2)	81,000.00	78,392.32	85,000.00	10-2540-110-07-26
16072540110N	MS CUSTODIAL SAL (5)	195,000.00	190,838.11	210,000.00	10-2540-110-07-27
16072540110R	RENFRO CUST SAL (3.5)	147,000.00	144,022.44	145,000.00	10-2540-110-07-28
16072540110S	SUMMIT CUST SAL (1)	52,540.00	51,010.56	51,000.00	10-2540-110-07-29
16072540110T	TWIN ECHO CUST SAL (1.75)	58,831.00	57,117.76	53,000.00	10-2540-110-07-30
16072540110X	WEBSTER ELEM CUST SAL (4)	150,000.00	146,070.44	155,000.00	10-2540-110-07-31
16072540110I	DORRIS CUSTODIAL (4.5)	175,000.00	172,999.82	165,000.00	10-2540-110-07-33
160725401201	CUSTODIAL SUBS SAL	70,000.00	74,118.29	100,000.00	10-2540-120-07-01
160725401301	CUSTODIAL OT SAL	10,000.00	9,487.46	11,000.00	10-2540-130-07-01
16072540130G	X-mas basketball tourn overtim	550.00	(2,872.00)	550.00	10-2540-130-07-22
	<b>100 Salaries</b>	<b>1,632,060.00</b>	<b>1,567,836.23</b>	<b>1,583,550.00</b>	<b>Object</b>
<b>Employee Benefits</b>					
160725402211	CUSTODIAL OT LIFE	12.00	8.03	12.00	10-2540-221-07-01
16072540221C	CASEYVILLE CUSTODIAL LIFE	30.00	29.66	45.00	10-2540-221-07-21
16072540221G	HS CUSTODIAL LIFE	200.00	184.03	200.00	10-2540-221-07-22
16072540221H	HOLLY HGTS CUSTODIAL LIFE	5.00	0.00	5.00	10-2540-221-07-23
16072540221J	JEFFERSON CUSTODIAL LIFE	16.00	15.18	23.00	10-2540-221-07-24
16072540221K	KREITNER CUSTODIAL LIFE	50.00	45.49	50.00	10-2540-221-07-25
16072540221M	MARYVILLE CUSTODIAL LIFE	31.00	30.08	45.00	10-2540-221-07-26
16072540221N	MS CUSTODIAL LIFE	100.00	75.29	100.00	10-2540-221-07-27
16072540221R	RENFRO CUSTODIAL LIFE	55.00	52.56	60.00	10-2540-221-07-28
16072540221S	SUMMIT CUSTODIAL LIFE	16.00	15.18	25.00	10-2540-221-07-29
16072540221T	TWIN ECHO CUSTODIAL LIFE	30.00	26.17	33.00	10-2540-221-07-30
16072540221X	WEBSTER ELEM CUSTODIAL LIFE	70.00	60.41	90.00	10-2540-221-07-31
16072540221I	DORRIS CUSTODIA LIFE	100.00	71.44	100.00	10-2540-221-07-33
160725402221	Custodial OT Health Should be \$0	0.00	4,609.67	5,600.00	10-2540-222-07-01
16072540222C	CASEYVILLE CUSTODIAL HEALTH	15,750.00	15,317.61	15,600.00	10-2540-222-07-21
16072540222G	HS CUSTODIAL HEALTH	95,000.00	93,684.95	85,000.00	10-2540-222-07-22
16072540222H	HOLLY HGTS CUSTODIAL HEALTH	7,872.00	0.00	0.00	10-2540-222-07-23
16072540222J	JEFFERSON CUSTODIAL HEALTH	8,000.00	7,762.00	8,000.00	10-2540-222-07-24
16072540222K	KREITNER CUSTODIAL	24,000.00	23,448.94	23,000.00	10-2540-222-07-25
16072540222M	MARYVILLE CUSTODIAL HEALTH	16,000.00	15,453.88	25,000.00	10-2540-222-07-26
16072540222N	MS CUSTODIAL HEALTH	39,000.00	38,288.12	38,600.00	10-2540-222-07-27

# Unit Budget FY17 Expenditure Report

Printed: 9/16/2016 9:08 AM  
COLLINSVILLE 10

Education Fund 10						
Department	07	CUSTODIAN				
Function	2540	Function 2540				
Object	200	Employee Benefits				
Account	Description		UNIT FY17 Budget Expenditure	UNIT FY16 YTD Expenditure	UNIT FY16 Budget Expenditure	State Account Number
16072540222R	RENPRO CUSTODIAL HEALTH		29,000.00	28,267.99	28,500.00	10-2540-222-07-28
16072540222S	SUMMIT CUSTODIAL HEALTH		9,000.00	8,662.00	9,000.00	10-2540-222-07-29
16072540222T	TWIN ECHO CUSTODIAL HEALTH		15,000.00	13,394.84	15,000.00	10-2540-222-07-30
16072540222X	WEBSTER CUSTODIAL HEALTH		32,000.00	30,835.94	32,000.00	10-2540-222-07-31
16072540222I	DORRIS CUSTODIAL HEALTH		38,000.00	36,375.58	40,000.00	10-2540-222-07-33
	<b>200 Employee Benefits</b>		<b>329,337.00</b>	<b>316,715.04</b>	<b>326,088.00</b>	Object
<b>Purchased Services</b>						
16072540332U	NA CUSTODIAL TRAVEL		0.00	0.00	0.00	10-2540-332-07-10
	<b>300 Purchased Services</b>		<b>0.00</b>	<b>0.00</b>	<b>0.00</b>	Object
	<b>2540 Function 2540</b>		<b>1,961,397.00</b>	<b>1,884,551.27</b>	<b>1,909,638.00</b>	** Function
	<b>07 CUSTODIAN</b>		<b>1,961,397.00</b>	<b>1,884,551.27</b>	<b>1,909,638.00</b>	* Department
<b>ART</b>						
<u>Middle-Junior High</u>						
<b>Salaries</b>						
16091120110N	MS ART TEACH SAL (2)		156,388.00	155,406.32	155,500.00	10-1120-110-09-27
16091120120N	MS ART SUB SAL		2,000.00	1,260.00	2,000.00	10-1120-120-09-27
	<b>100 Salaries</b>		<b>158,388.00</b>	<b>156,666.32</b>	<b>157,500.00</b>	Object
<b>Employee Benefits</b>						
16091120221N	MS ART TEACH LIFE		45.00	30.34	45.00	10-1120-221-09-27
16091120222N	MS ART HEALTH (2)		17,000.00	16,416.24	16,500.00	10-1120-222-09-27
	<b>200 Employee Benefits</b>		<b>17,045.00</b>	<b>16,446.58</b>	<b>16,545.00</b>	Object
<b>Supplies And Materials</b>						
16091120410N	MS ART SUPPLIES		3,465.00	3,846.15	3,850.00	10-1120-410-09-27
	<b>400 Supplies And Materials</b>		<b>3,465.00</b>	<b>3,846.15</b>	<b>3,850.00</b>	Object
	<b>1120 Middle-Junior High</b>		<b>178,898.00</b>	<b>176,959.05</b>	<b>177,895.00</b>	** Function
<u>High School</u>						
<b>Salaries</b>						
16091130110G	HS ARTS SAL (2)		137,925.00	142,478.82	175,280.00	10-1130-110-09-22
16091130120G	HS ARTS SUB SAL		1,000.00	880.47	1,000.00	10-1130-120-09-22
16091130140G	NA HS ARTS SAL REIMB		0.00	0.00	0.00	10-1130-140-09-22
	<b>100 Salaries</b>		<b>138,925.00</b>	<b>143,359.29</b>	<b>176,280.00</b>	Object
<b>Employee Benefits</b>						

# Unit Budget FY17 Expenditure Report

Printed: 9/16/2016 9:08 AM  
COLLINSVILLE 10

Education Fund 10						
Account	Description	UNIT FY17 Budget Expenditure	UNIT FY16 YTD Expenditure	UNIT FY16 Budget Expenditure	State Account Number	
16091130221G	HS ARTS LIFE	35.00	32.86	45.00	10-1130-221-09-22	
16091130222G	HS ARTS HEALTH	18,000.00	17,349.62	25,000.00	10-1130-222-09-22	
	<b>200 Employee Benefits</b>	18,035.00	17,382.48	25,045.00	Object	
<b>Purchased Services</b>						
16091130323G	HS ARTS REPAIRS	450.00	0.00	450.00	10-1130-323-09-22	
	<b>300 Purchased Services</b>	450.00	0.00	450.00	Object	
<b>Supplies And Materials</b>						
16091130410G	HS ARTS SUPPLIES	12,150.00	7,597.91	13,500.00	10-1130-410-09-22	
16091130411G	NA HS ARTS Other SUPPLIES	0.00	0.00	0.00	10-1130-411-09-22	
	<b>400 Supplies And Materials</b>	12,150.00	7,597.91	13,500.00	Object	
	<b>1130 High School</b>	169,560.00	168,339.68	215,275.00	** Function	
	<b>09 ART</b>	348,458.00	345,298.73	393,170.00	* Department	
<b>FOREIGN LANGUAGE</b>						
<b><u>Middle-Junior High</u></b>						
<b>Salaries</b>						
16101120110N	MS FOR LANG SAL (0 FY11)	0.00	0.00	0.00	10-1120-110-10-27	
16101120120N	MS FOR LANG SUBS SAL	0.00	0.00	0.00	10-1120-120-10-27	
	<b>100 Salaries</b>	0.00	0.00	0.00	Object	
<b>Employee Benefits</b>						
16101120221N	MS FOR LANG LIFE	0.00	0.00	0.00	10-1120-221-10-27	
16101120222N	MS FOR LANG HEALTH	0.00	0.00	0.00	10-1120-222-10-27	
	<b>200 Employee Benefits</b>	0.00	0.00	0.00	Object	
<b>Supplies And Materials</b>						
16101120410N	MS FOR LANG SUPPLIES	0.00	0.00	0.00	10-1120-410-10-27	
	<b>400 Supplies And Materials</b>	0.00	0.00	0.00	Object	
	<b>1120 Middle-Junior High</b>	0.00	0.00	0.00	** Function	
<b><u>High School</u></b>						
<b>Salaries</b>						
16101130110G	HS FOR LANG SAL (8 )	420,000.00	407,100.25	400,000.00	10-1130-110-10-22	
16101130120G	HS FOR LANG SUB SAL	22,000.00	22,785.99	20,000.00	10-1130-120-10-22	
	<b>100 Salaries</b>	442,000.00	429,886.24	420,000.00	Object	
<b>Employee Benefits</b>						

# Unit Budget FY17 Expenditure Report

Printed: 9/16/2016 9:08 AM  
COLLINSVILLE 10

Education Fund 10						
Account	Description	UNIT FY17 Budget Expenditure	UNIT FY16 YTD Expenditure	UNIT FY16 Budget Expenditure	State Account Number	
16101130221G	HS FOR LANG LIFE	150.00	119.90	200.00	10-1130-221-10-22	
16101130222G	HS FOR LANG HEALTH	65,000.00	63,345.55	65,000.00	10-1130-222-10-22	
	<b>200 Employee Benefits</b>	<b>65,150.00</b>	<b>63,465.45</b>	<b>65,200.00</b>	<b>Object</b>	
<b>Supplies And Materials</b>						
16101130410G	HS FOR LANG SUPPLIES	1,485.00	932.55	1,650.00	10-1130-410-10-22	
	<b>400 Supplies And Materials</b>	<b>1,485.00</b>	<b>932.55</b>	<b>1,650.00</b>	<b>Object</b>	
	<b>1130 High School</b>	<b>508,635.00</b>	<b>494,284.24</b>	<b>486,850.00</b>	<b>** Function</b>	
	<b>10 FOREIGN LANGUAGE</b>	<b>508,635.00</b>	<b>494,284.24</b>	<b>486,850.00</b>	<b>* Department</b>	
<b>SOCIAL STUDIES / CRIM JUSTICE</b>						
<b><u>Middle-Junior High</u></b>						
<b>Salaries</b>						
16111120110N	MS SOC STUDIES SAL (8)	365,000.00	354,313.67	456,718.00	10-1120-110-11-27	
16111120120N	MS SOC STUDIES SUB SAL	5,000.00	5,744.43	4,000.00	10-1120-120-11-27	
	<b>100 Salaries</b>	<b>370,000.00</b>	<b>360,058.10</b>	<b>460,718.00</b>	<b>Object</b>	
<b>Employee Benefits</b>						
16111120221N	MS SOC STUDIES LIFE	100.00	105.61	100.00	10-1120-221-11-27	
16111120222N	MS SOC STUDIES HEALTH	55,000.00	52,195.07	59,000.00	10-1120-222-11-27	
	<b>200 Employee Benefits</b>	<b>55,100.00</b>	<b>52,300.68</b>	<b>59,100.00</b>	<b>Object</b>	
<b>Supplies And Materials</b>						
16111120410N	MS SOC STUDIES SUPPLIES	495.00	499.92	550.00	10-1120-410-11-27	
	<b>400 Supplies And Materials</b>	<b>495.00</b>	<b>499.92</b>	<b>550.00</b>	<b>Object</b>	
	<b>1120 Middle-Junior High</b>	<b>425,595.00</b>	<b>412,858.70</b>	<b>520,368.00</b>	<b>** Function</b>	
<b><u>High School</u></b>						
<b>Salaries</b>						
16111130110G	HS SOC STUDIES SAL (13.5)	750,000.00	727,139.20	726,413.00	10-1130-110-11-22	
16111130120G	HS SOC STUDIES SUB SAL	9,000.00	12,810.20	9,000.00	10-1130-120-11-22	
16111130140G	HS SOC STUDIES SAL REIMB	0.00	0.00	0.00	10-1130-140-11-22	
	<b>100 Salaries</b>	<b>759,000.00</b>	<b>739,949.40</b>	<b>735,413.00</b>	<b>Object</b>	
<b>Employee Benefits</b>						
16111130221G	HS SOC STUDIES LIFE	200.00	185.06	200.00	10-1130-221-11-22	
16111130222G	HS SOC SOC STUDIES HEALTH	99,000.00	97,299.06	89,000.00	10-1130-222-11-22	
	<b>200 Employee Benefits</b>	<b>99,200.00</b>	<b>97,484.12</b>	<b>89,200.00</b>	<b>Object</b>	

# Unit Budget FY17 Expenditure Report

Printed: 9/16/2016 9:08 AM  
COLLINSVILLE 10

Education Fund 10					
Account	Description	UNIT FY17 Budget Expenditure	UNIT FY16 YTD Expenditure	UNIT FY16 Budget Expenditure	State Account Number

**Supplies And Materials**

16111130410G	HS SOC STUDIES SUPPLIES	1,485.00	1,471.21	1,650.00	10-1130-410-11-22
	<b>400 Supplies And Materials</b>	1,485.00	1,471.21	1,650.00	Object
	<b>1130 High School</b>	859,685.00	838,904.73	826,263.00	** Function
	<b>11 SOCIAL STUDIES / CRIM JUSTICE</b>	1,285,280.00	1,251,763.43	1,346,631.00	* Department

**SPECIAL EDUCATION**

**Tmh Handicapped**

**Salaries**

16121202110U	LIFE SKILLS (TMH) TEACH (1)	59,731.00	68,152.76	57,824.00	10-1202-110-12-10
16121202115U	LIFE SKILLS (TMH) ASST SAL	0.00	0.00	0.00	10-1202-115-12-10
16121202116U	LIFE SKILLS (TMH) ASST SUB SAL	0.00	0.00	0.00	10-1202-116-12-10
16121202120U	LIFE SKILLS (TMH) TEAC SUB SAL	1,500.00	1,215.00	1,500.00	10-1202-120-12-10
	<b>100 Salaries</b>	61,231.00	69,367.76	59,324.00	Object

**Employee Benefits**

16121202221U	LIFE SKILLS (TMH) TEACH LIFE	45.00	18.98	45.00	10-1202-221-12-10
16121202222U	LIFE SKILLS (TMH) HEALTH	9,300.00	9,248.50	8,000.00	10-1202-222-12-10
	<b>200 Employee Benefits</b>	9,345.00	9,267.48	8,045.00	Object
	<b>1202 Tmh Handicapped</b>	70,576.00	78,635.24	67,369.00	** Function

**Visually Impaired (Vi)**

**Salaries**

16121206110U	VISION IMPAIRED SAL (1)	65,187.00	63,196.54	63,245.00	10-1206-110-12-10
	<b>100 Salaries</b>	65,187.00	63,196.54	63,245.00	Object

**Employee Benefits**

16121206221U	VISION IMPAIRED LIFE	23.00	15.18	23.00	10-1206-221-12-10
16121206222U	VISION IMPAIRED HEALTH	7,770.00	7,762.00	7,770.00	10-1206-222-12-10
	<b>200 Employee Benefits</b>	7,793.00	7,777.18	7,793.00	Object
	<b>1206 Visually Impaired (Vi)</b>	72,980.00	70,973.72	71,038.00	** Function

**Function 1210**

**Salaries**

16121210110U	SLP CORR SAL (10) plus 15 add days	550,000.00	531,608.02	539,222.00	10-1210-110-12-10
16121210111U	SLP extra hours	0.00	0.00	0.00	10-1210-111-12-10
16121210115U	COMMUNICATIONS Disorder (1)	23,727.00	24,132.34	23,727.00	10-1210-115-12-10

# Unit Budget FY17 Expenditure Report

Printed: 9/16/2016 9:08 AM  
COLLINSVILLE 10

Education Fund 10						
Department	12	SPECIAL EDUCATION				
Function	1210	Function 1210				
Object	100	Salaries				
Account	Description	UNIT FY17 Budget Expenditure	UNIT FY16 YTD Expenditure	UNIT FY16 Budget Expenditure	State Account Number	
16121210116U	COMM DISORDERS SUB SAL	100.00	0.00	100.00	10-1210-116-12-10	
	<b>100 Salaries</b>	<b>573,827.00</b>	<b>555,740.36</b>	<b>563,049.00</b>	<b>Object</b>	
<b>Employee Benefits</b>						
16121210221U	SLP CORR LIFE (11)	200.00	156.89	200.00	10-1210-221-12-10	
16121210222U	SLP CORR HEALTH (11)	84,500.00	81,734.70	84,500.00	10-1210-222-12-10	
	<b>200 Employee Benefits</b>	<b>84,700.00</b>	<b>81,891.59</b>	<b>84,700.00</b>	<b>Object</b>	
<b>Purchased Services</b>						
16121210323U	SLP CORR REPAIR & MAINT.	0.00	0.00	0.00	10-1210-323-12-10	
16121210332U	SLP CORR IN DIST TRAVEL	1,320.00	876.51	1,320.00	10-1210-332-12-10	
	<b>300 Purchased Services</b>	<b>1,320.00</b>	<b>876.51</b>	<b>1,320.00</b>	<b>Object</b>	
<b>Supplies And Materials</b>						
16121210410U	SLP CORR SUPPLIES	180.00	0.00	200.00	10-1210-410-12-10	
	<b>400 Supplies And Materials</b>	<b>180.00</b>	<b>0.00</b>	<b>200.00</b>	<b>Object</b>	
	<b>1210 Function 1210</b>	<b>660,027.00</b>	<b>638,508.46</b>	<b>649,269.00</b>	<b>** Function</b>	
<b>Behavior Disordered (Bd)</b>						
<b>Salaries</b>						
16121212110U	BD TEACH SAL (6)	300,967.00	281,150.62	283,699.00	10-1212-110-12-10	
16121212111U	BD TEACH Extra Hours	0.00	0.00	0.00	10-1212-111-12-10	
16121212115U	BD ASST SAL NA	0.00	0.00	0.00	10-1212-115-12-10	
16121212116U	BD ASST SUB SAL	0.00	0.00	0.00	10-1212-116-12-10	
16121212120U	BD TEACH SUB SAL	5,000.00	4,709.43	10,000.00	10-1212-120-12-10	
	<b>100 Salaries</b>	<b>305,967.00</b>	<b>285,860.05</b>	<b>293,699.00</b>	<b>Object</b>	
<b>Employee Benefits</b>						
16121212221U	BD TEACH LIFE	130.00	88.11	130.00	10-1212-221-12-10	
16121212222U	BD TEACH HEALTH	46,000.00	45,465.12	33,000.00	10-1212-222-12-10	
	<b>200 Employee Benefits</b>	<b>46,130.00</b>	<b>45,553.23</b>	<b>33,130.00</b>	<b>Object</b>	
<b>Purchased Services</b>						
16121212332U	BD TRAVEL	600.00	0.00	600.00	10-1212-332-12-10	
	<b>300 Purchased Services</b>	<b>600.00</b>	<b>0.00</b>	<b>600.00</b>	<b>Object</b>	
<b>Supplies And Materials</b>						
16121212410U	BD SUPPLIES	0.00	0.00	0.00	10-1212-410-12-10	
16121212420U	BD TEXTBOOKS	0.00	0.00	0.00	10-1212-420-12-10	
	<b>400 Supplies And Materials</b>	<b>0.00</b>	<b>0.00</b>	<b>0.00</b>	<b>Object</b>	

# Unit Budget FY17 Expenditure Report

Printed: 9/16/2016 9:08 AM  
COLLINSVILLE 10

Education Fund 10						
Account	Description	UNIT FY17 Budget Expenditure	UNIT FY16 YTD Expenditure	UNIT FY16 Budget Expenditure	State Account Number	
<b>1212</b>	<b>Behavior Disordered (Bd)</b>	352,697.00	331,413.28	327,429.00	** Function	
<b>Cross-Categorical (Cc)</b>						
<b>Salaries</b>						
16121220110U	CROSS CAT TEACH SAL (70) 45 add days	3,991,694.00	3,952,477.95	4,053,123.00	10-1220-110-12-10	
16121220110B	SPEC ED HOMEBOUND SAL (time)	33,000.00	28,293.26	33,000.00	10-1220-110-12-20	
16121220111U	CROSS CAT Extra Hours	0.00	0.00	0.00	10-1220-111-12-10	
16121220113U	ADAPTIVE P.E. SAL (1)	61,550.00	59,308.70	59,631.00	10-1220-113-12-10	
16121220115U	CROSS CAT ASST SAL (37)	811,752.00	817,793.76	811,752.00	10-1220-115-12-10	
16121220116U	CROSS CAT ASST SUB SAL	85,000.00	68,664.52	85,000.00	10-1220-116-12-10	
16121220120U	CROSS CAT TEACH SUB SAL	130,000.00	131,332.05	100,000.00	10-1220-120-12-10	
16121220121U	IEP Substitute Certified	60,000.00	53,190.02	60,000.00	10-1220-120-12-10	
<b>100</b>	<b>Salaries</b>	5,172,996.00	5,111,060.26	5,202,506.00	Object	
<b>Employee Benefits</b>						
16121220221U	CROSS CAT TEACH LIFE ()	2,000.00	1,493.19	2,000.00	10-1220-221-12-10	
16121220221B	SPEC ED HOMEBOUND LIFE	5.00	1.87	5.00	10-1220-221-12-20	
16121220222U	CROSS CAT HEALTH (112)	812,500.00	800,057.16	830,757.00	10-1220-222-12-10	
16121220222B	SPEC ED HOMEBOUND HEALTH	2,500.00	2,537.47	2,500.00	10-1220-222-12-20	
<b>200</b>	<b>Employee Benefits</b>	817,005.00	804,089.69	835,262.00	Object	
<b>Purchased Services</b>						
16121220323U	CROSS CAT REPAIR/MAINT SVC	1,000.00	0.00	1,000.00	10-1220-323-12-10	
16121220332B	SPEC ED HOMEBOUND TRAVEL	3,850.00	1,593.10	3,850.00	10-1220-332-12-20	
<b>300</b>	<b>Purchased Services</b>	4,850.00	1,593.10	4,850.00	Object	
<b>Supplies And Materials</b>						
16121220420U	CROSS CAT TEXTBOOKS thru Julie	0.00	0.00	0.00	10-1220-420-12-10	
<b>400</b>	<b>Supplies And Materials</b>	0.00	0.00	0.00	Object	
<b>Non-Capitalized Equipment</b>						
16121220700U	Sepcial ED Local for IDEA fix	0.00	0.00	0.00	10-1220-700-12-10	
<b>700</b>	<b>Non-Capitalized Equipment</b>	0.00	0.00	0.00	Object	
<b>1220</b>	<b>Cross-Categorical (Cc)</b>	5,994,851.00	5,916,743.05	6,042,618.00	** Function	
<b>PRE K Special Ed</b>						
<b>Salaries</b>						
16121225110U	EARLY CHILDHOOD TEACH (5)	285,000.00	275,983.12	325,260.00	10-1225-110-12-10	

# Unit Budget FY17 Expenditure Report

Printed: 9/16/2016 9:08 AM  
COLLINSVILLE 10

Education Fund 10						
Account	Description	UNIT FY17 Budget Expenditure	UNIT FY16 YTD Expenditure	UNIT FY16 Budget Expenditure	State Account Number	
16121225115U	EARLY CHILDHOOD ASST (3)	15,000.00	14,328.17	74,506.00	10-1225-115-12-10	
16121225116U	EARLY CHILDHOOD ASST SUBS	500.00	45.38	500.00	10-1225-116-12-10	
16121225120U	EARLY CHILDHOOD TEACH SUBS SAL	10,000.00	8,264.09	20,000.00	10-1225-120-12-10	
	<b>100 Salaries</b>	<b>310,500.00</b>	<b>298,620.76</b>	<b>420,266.00</b>	<b>Object</b>	
<b>Employee Benefits</b>						
16121225221U	EARLY CHILDHOOD LIFE ()	100.00	68.33	246.00	10-1225-221-12-10	
16121225222U	EARLY CHILDHOOD HEALTH ()	50,000.00	40,075.83	75,000.00	10-1225-222-12-10	
	<b>200 Employee Benefits</b>	<b>50,100.00</b>	<b>40,144.16</b>	<b>75,246.00</b>	<b>Object</b>	
	<b>1225 PRE K Special Ed</b>	<b>360,600.00</b>	<b>338,764.92</b>	<b>495,512.00</b>	<b>** Function</b>	
<b>Function 1600</b>						
<b>Salaries</b>						
16121600110G	SPEC ED SUM SCH SAL (time)	0.00	0.00	0.00	10-1600-110-12-22	
16121600115U	SPEC ED SUM SCH AIDE SAL (t)	0.00	0.00	0.00	10-1600-115-12-10	
	<b>100 Salaries</b>	<b>0.00</b>	<b>0.00</b>	<b>0.00</b>	<b>Object</b>	
<b>Employee Benefits</b>						
16121600211G	SPEC ED SUM SCH TRS	0.00	0.00	0.00	10-1600-211-12-22	
16121600221U	ADM SPEC ED SUM SCH LIFE	0.00	0.00	0.00	10-1600-221-12-10	
16121600221G	SPEC ED SUM SCH LIFE	0.00	0.00	0.00	10-1600-221-12-22	
16121600222U	ADM SPEC ED SUM SCH HEALTH	0.00	0.00	0.00	10-1600-222-12-10	
16121600222G	SPEC ED SUM SCH HEALTH	0.00	0.00	0.00	10-1600-222-12-22	
	<b>200 Employee Benefits</b>	<b>0.00</b>	<b>0.00</b>	<b>0.00</b>	<b>Object</b>	
<b>Supplies And Materials</b>						
161216004101	SPEC ED SUM SCH SUPPLIES	495.00	0.00	550.00	10-1600-410-12-01	
	<b>400 Supplies And Materials</b>	<b>495.00</b>	<b>0.00</b>	<b>550.00</b>	<b>Object</b>	
	<b>1600 Function 1600</b>	<b>495.00</b>	<b>0.00</b>	<b>550.00</b>	<b>** Function</b>	
<b>Function 2110</b>						
<b>Salaries</b>						
16122110110U	SOC WORK SAL (12)	765,000.00	741,367.82	726,774.00	10-2110-110-12-10	
16122110116U	SOC Work Non Cert overtime	0.00	0.00	0.00	10-2110-116-12-10	
	<b>100 Salaries</b>	<b>765,000.00</b>	<b>741,367.82</b>	<b>726,774.00</b>	<b>Object</b>	
<b>Employee Benefits</b>						
16122110211U	SOC WK TRS	0.00	0.00	0.00	10-2110-211-12-10	
16122110221U	SOC WK LIFE	200.00	151.78	200.00	10-2110-221-12-10	

# Unit Budget FY17 Expenditure Report

Printed: 9/16/2016 9:08 AM  
COLLINSVILLE 10

Education Fund 10						
Account	Description	UNIT FY17 Budget Expenditure	UNIT FY16 YTD Expenditure	UNIT FY16 Budget Expenditure	State Account Number	
16122110222U	SOC WK HEALTH	85,000.00	81,633.91	85,000.00	10-2110-222-12-10	
	200 Employee Benefits	85,200.00	81,785.69	85,200.00	Object	
	2110 Function 2110	850,200.00	823,153.51	811,974.00	** Function	
<b>Social Work Services</b>						
<b>Purchased Services</b>						
16122113332U	SPEC ED SOC WK TRAVEL	2,000.00	1,089.21	2,000.00	10-2113-332-12-10	
	300 Purchased Services	2,000.00	1,089.21	2,000.00	Object	
	2113 Social Work Services	2,000.00	1,089.21	2,000.00	** Function	
<b>Function 2130</b>						
<b>Salaries</b>						
16122130115U	HEALTH SERV ASST SAL (8.24)	175,000.00	172,029.58	171,474.00	10-2130-115-12-10	
	100 Salaries	175,000.00	172,029.58	171,474.00	Object	
<b>Employee Benefits</b>						
16122130221U	HEALTH SERVICES ASST LIFE	110.00	106.28	110.00	10-2130-221-12-10	
16122130222U	HEALTH SERVICES ASST HEALTH	55,000.00	51,585.49	60,000.00	10-2130-222-12-10	
	200 Employee Benefits	55,110.00	51,691.77	60,110.00	Object	
<b>Purchased Services</b>						
16122130316U	ST/LOCAL PORT IDEA FLO THRU PT	0.00	0.00	0.00	10-2130-316-12-10	
16122130332U	HEALTH CARE PROVIDER TRAVEL	5,500.00	4,601.91	5,500.00	10-2130-332-12-10	
	300 Purchased Services	5,500.00	4,601.91	5,500.00	Object	
	2130 Function 2130	235,610.00	228,323.26	237,084.00	** Function	
<b>Function 2140</b>						
<b>Salaries</b>						
16122140110U	PSYCHOLOGIST SAL (5)	314,669.00	307,719.92	308,100.00	10-2140-110-12-10	
	100 Salaries	314,669.00	307,719.92	308,100.00	Object	
<b>Employee Benefits</b>						
16122140221U	PSYCHOLOGIST LIFE (5)	112.00	75.90	112.00	10-2140-221-12-10	
16122140222U	PSYCHOLOGIST HEALTH (5)	45,000.00	40,378.40	50,000.00	10-2140-222-12-10	
	200 Employee Benefits	45,112.00	40,454.30	50,112.00	Object	
<b>Purchased Services</b>						
16122140314U	PSYCHOLOGIST/OCCUP THERAP SVC	0.00	0.00	0.00	10-2140-314-12-10	
16122140332U	PSYCHOLOGIST TRAVEL	2,500.00	1,744.29	2,500.00	10-2140-332-12-10	

# Unit Budget FY17 Expenditure Report

Printed: 9/16/2016 9:08 AM  
COLLINSVILLE 10

Education Fund 10						
Account	Description		UNIT FY17 Budget Expenditure	UNIT FY16 YTD Expenditure	UNIT FY16 Budget Expenditure	State Account Number

300	Purchased Services		2,500.00	1,744.29	2,500.00	Object
2140	Function 2140		362,281.00	349,918.51	360,712.00	** Function

**Function 2150**

**Salaries**

16122150110U	ST/LOCAL SPEECH SAL (1)		78,194.00	78,041.46	77,700.00	10-2150-110-12-10
100	Salaries		78,194.00	78,041.46	77,700.00	Object

**Employee Benefits**

16122150221U	ST/LOCAL LIFE		23.00	15.18	23.00	10-2150-221-12-10
16122150222U	ST/LOCAL HEALTH		8,667.00	8,478.22	8,667.00	10-2150-222-12-10
200	Employee Benefits		8,690.00	8,493.40	8,690.00	Object
2150	Function 2150		86,884.00	86,534.86	86,390.00	** Function

**Function 2210**

**Employee Benefits**

16122210222U	NA Special ED IDEA Fix		0.00	0.00	0.00	10-2210-222-12-10
200	Employee Benefits		0.00	0.00	0.00	Object

**Supplies And Materials**

16122210410U	NA Spec Ed IDEA fix		0.00	0.00	0.00	10-2210-410-12-10
400	Supplies And Materials		0.00	0.00	0.00	Object

**Capital Outlay**

16122210500U	NA Special ED IDEA fix		0.00	0.00	0.00	10-2210-500-12-10
500	Capital Outlay		0.00	0.00	0.00	Object
2210	Function 2210		0.00	0.00	0.00	** Function

**Special Area Adm. Serv**

**Non-Capitalized Equipment**

16122330700U	NA Spec ED IDEA fix		0.00	0.00	0.00	10-2330-700-12-10
700	Non-Capitalized Equipment		0.00	0.00	0.00	Object
2330	Special Area Adm. Serv		0.00	0.00	0.00	** Function

**Office Of Principal Serv**

**Salaries**

16122410110U	HOLLYWOOD HEIGHTS PRIN SAL		0.00	0.00	0.00	10-2410-110-12-23
100	Salaries		0.00	0.00	0.00	Object
2410	Office Of Principal Serv		0.00	0.00	0.00	** Function

# Unit Budget FY17 Expenditure Report

Printed: 9/16/2016 9:08 AM  
COLLINSVILLE 10

Education Fund 10						
Department	12	SPECIAL EDUCATION				
Function	2620	Function 2620				
Object	100	Salaries				
Account	Description		UNIT FY17 Budget Expenditure	UNIT FY16 YTD Expenditure	UNIT FY16 Budget Expenditure	State Account Number

**Function 2620**

**Salaries**

161226201101	SPEC ED DIR & SUPVR SAL (2) HELP		140,000.00	104,656.58	170,000.00	10-2620-110-12-01
161226201111	SPEC ED DIR SAL SUPPLEMENT		10,500.00	11,718.09	10,500.00	10-2620-111-12-01
161226201151	SPEC ED DIR SECTY SAL (3)		140,000.00	138,932.38	140,000.00	10-2620-115-12-01
161226201161	SPEC ED DIR SECTY SUB SAL		0.00	0.00	0.00	10-2620-116-12-01
<b>100</b>	<b>Salaries</b>		<b>290,500.00</b>	<b>255,307.05</b>	<b>320,500.00</b>	<b>Object</b>

**Employee Benefits**

161226202211	SPEC ED DIR & SUPVR LIFE (5)		96.00	60.96	96.00	10-2620-221-12-01
161226202221	SPEC ED DIR OFF HEALTH (5)		35,000.00	33,839.08	40,000.00	10-2620-222-12-01
<b>200</b>	<b>Employee Benefits</b>		<b>35,096.00</b>	<b>33,900.04</b>	<b>40,096.00</b>	<b>Object</b>

**Purchased Services**

161226203231	SPEC ED DIR OFF REPAIRS		2,750.00	0.00	2,750.00	10-2620-323-12-01
161226203321	SPEC ED DIR TRAVEL		4,500.00	1,788.07	4,500.00	10-2620-332-12-01
<b>300</b>	<b>Purchased Services</b>		<b>7,250.00</b>	<b>1,788.07</b>	<b>7,250.00</b>	<b>Object</b>

**Supplies And Materials**

161226204101	SPEC ED DIR OFF SUPPLIES		900.00	0.00	1,000.00	10-2620-410-12-01
161226204401	SPEC ED DIR PERIODICALS		0.00	0.00	0.00	10-2620-440-12-01
<b>400</b>	<b>Supplies And Materials</b>		<b>900.00</b>	<b>0.00</b>	<b>1,000.00</b>	<b>Object</b>
<b>2620</b>	<b>Function 2620</b>		<b>333,746.00</b>	<b>290,995.16</b>	<b>368,846.00</b>	<b>** Function</b>

**Tuition Spec Ed**

**Other Objects**

161242206801	TUIT TO GRANITE CITY SD		0.00	0.00	0.00	10-4220-680-12-01
161242206802	TUITION TO EDWARDSVILLE		0.00	0.00	0.00	10-4220-680-12-02
16124220681U	TUITION WILLIAM BEDELL		300,000.00	294,386.84	315,000.00	10-4220-680-12-10
16124220682U	NA TUITION MAMIE STOOKEY		0.00	0.00	0.00	10-4220-680-12-10
16124220683U	NA TUITION HOPE SCHOOL Room&Board		0.00	0.00	0.00	10-4220-680-12-10
16124220684U	NA TUITION HOPE SCHOOL Tuition		0.00	0.00	0.00	10-4220-680-12-10
16124220685U	BD TUITION CHILDREN CTR (CCBD)		0.00	0.00	0.00	10-4220-680-12-10
16124220686U	BD TUITION CATHLIC CHILD HOME		30,000.00	0.00	50,000.00	10-4220-680-12-10
16124220687U	ILLINOIS CENTER FOR AUTISM		120,000.00	119,960.54	140,000.00	10-4220-680-12-10
16124220688U	TUITION TO EDUC THERAPY CTR		80,000.00	78,930.00	50,000.00	10-4220-680-12-10
<b>600</b>	<b>Other Objects</b>		<b>530,000.00</b>	<b>493,277.38</b>	<b>555,000.00</b>	<b>Object</b>

# Unit Budget FY17 Expenditure Report

Printed: 9/16/2016 9:08 AM  
COLLINSVILLE 10

## Education Fund 10

Department 12 SPECIAL EDUCATION  
Function 4220 Tuition Spec Ed  
Object 600 Other Objects

Account	Description	UNIT FY17 Budget Expenditure	UNIT FY16 YTD Expenditure	UNIT FY16 Budget Expenditure	State Account Number
---------	-------------	------------------------------------	------------------------------	------------------------------------	----------------------

4220	Tuition Spec Ed	530,000.00	493,277.38	555,000.00	** Function
12	SPECIAL EDUCATION	9,912,947.00	9,648,330.54	10,075,791.00	* Department

### PHYSICAL EDUCATION

#### Elementary

##### Salaries

161311101104	ELEM PE SALARIES (5)	286,309.00	280,794.82	285,506.00	10-1110-110-13-04
161311101204	ELEM PE SUB SALARIES	3,500.00	3,533.49	3,500.00	10-1110-120-13-04
100	Salaries	289,809.00	284,328.31	289,006.00	Object

##### Employee Benefits

161311102214	ELEM PE LIFE (5)	99.00	82.73	99.00	10-1110-221-13-04
161311102224	ELEM PE HEALTH (5)	43,500.00	42,210.71	35,400.00	10-1110-222-13-04
200	Employee Benefits	43,599.00	42,293.44	35,499.00	Object

##### Supplies And Materials

161311104104	ELEM PE SUPPLIES	6,930.00	3,457.46	7,700.00	10-1110-410-13-04
161311104114	ELEM SPORT TOURNAMENT SUPPLIES	0.00	0.00	0.00	10-1110-411-13-04
400	Supplies And Materials	6,930.00	3,457.46	7,700.00	Object
1110	Elementary	340,338.00	330,079.21	332,205.00	** Function

#### Middle-Junior High

##### Salaries

16131120110N	MS PE SAL (10)	400,000.00	384,089.06	370,886.00	10-1120-110-13-27
16131120120N	MS PE SUB SAL	5,000.00	10,845.54	36,000.00	10-1120-120-13-27
100	Salaries	405,000.00	394,934.60	406,886.00	Object

##### Employee Benefits

16131120221N	MS PE LIFE	165.00	110.45	165.00	10-1120-221-13-27
16131120222N	MS PE HEALTH	60,000.00	58,413.41	55,000.00	10-1120-222-13-27
200	Employee Benefits	60,165.00	58,523.86	55,165.00	Object

##### Supplies And Materials

16131120410N	MS PE SUPPLIES	2,700.00	2,416.87	3,000.00	10-1120-410-13-27
400	Supplies And Materials	2,700.00	2,416.87	3,000.00	Object
1120	Middle-Junior High	467,865.00	455,875.33	465,051.00	** Function

#### High School

##### Salaries

# Unit Budget FY17 Expenditure Report

Printed: 9/16/2016 9:08 AM  
COLLINSVILLE 10

Education Fund 10						
Account	Description	UNIT FY17 Budget Expenditure	UNIT FY16 YTD Expenditure	UNIT FY16 Budget Expenditure	State Account Number	
16131130110G	HS PE/HEALTH SAL (11.5)	661,231.00	707,582.68	746,300.00	10-1130-110-13-22	
16131130120G	HS PE/HEALTH SUB SAL	15,000.00	16,291.91	15,000.00	10-1130-120-13-22	
	<b>100 Salaries</b>	<b>676,231.00</b>	<b>723,874.59</b>	<b>761,300.00</b>	<b>Object</b>	
<b>Employee Benefits</b>						
16131130221G	HS PE/HEALTH LIFE (11)	228.00	148.14	228.00	10-1130-221-13-22	
16131130222G	HS PE/HEALTH HEALTH (11.5)	85,000.00	78,201.41	95,000.00	10-1130-222-13-22	
	<b>200 Employee Benefits</b>	<b>85,228.00</b>	<b>78,349.55</b>	<b>95,228.00</b>	<b>Object</b>	
<b>Purchased Services</b>						
16131130323G	HS PE/HEALTH REPAIRS	1,400.00	1,415.00	1,400.00	10-1130-323-13-22	
	<b>300 Purchased Services</b>	<b>1,400.00</b>	<b>1,415.00</b>	<b>1,400.00</b>	<b>Object</b>	
<b>Supplies And Materials</b>						
16131130410G	HS PE/HEALTH SUPPLIES	1,881.00	2,213.45	2,090.00	10-1130-410-13-22	
	<b>400 Supplies And Materials</b>	<b>1,881.00</b>	<b>2,213.45</b>	<b>2,090.00</b>	<b>Object</b>	
	<b>1130 High School</b>	<b>764,740.00</b>	<b>805,852.59</b>	<b>860,018.00</b>	<b>** Function</b>	
	<b>13 PHYSICAL EDUCATION</b>	<b>1,572,943.00</b>	<b>1,591,807.13</b>	<b>1,657,274.00</b>	<b>* Department</b>	
<b>MUSIC/BAND</b>						
<b>Elementary</b>						
<b>Salaries</b>						
161411101104	ELEM MUSIC/BAND SAL (6)	302,015.00	296,989.56	290,000.00	10-1110-110-14-04	
161411101114	ELEM MUSIC/BAND STIPEND (3.5)	2,200.00	3,915.55	2,200.00	10-1110-111-14-04	
161411101204	ELEM MUSIC/BAND SUB SAL	6,000.00	11,426.98	4,000.00	10-1110-120-14-04	
	<b>100 Salaries</b>	<b>310,215.00</b>	<b>312,332.09</b>	<b>296,200.00</b>	<b>Object</b>	
<b>Employee Benefits</b>						
161411102214	ELEM MUSIC/BAND LIFE (6)	100.00	90.99	100.00	10-1110-221-14-04	
161411102224	ELEM MUSIC/BAND HEALTH (6)	48,000.00	46,806.73	48,000.00	10-1110-222-14-04	
	<b>200 Employee Benefits</b>	<b>48,100.00</b>	<b>46,897.72</b>	<b>48,100.00</b>	<b>Object</b>	
<b>Purchased Services</b>						
161411103234	ELEM MUSIC/BAND REPAIRS	2,200.00	1,369.13	2,200.00	10-1110-323-14-04	
161411103324	ELEM MUSIC/BAND TRAVEL	275.00	105.00	275.00	10-1110-332-14-04	
	<b>300 Purchased Services</b>	<b>2,475.00</b>	<b>1,474.13</b>	<b>2,475.00</b>	<b>Object</b>	
<b>Supplies And Materials</b>						
161411104104	ELEM MUSIC/BAND SUPPLIES	2,178.00	1,283.38	2,420.00	10-1110-410-14-04	

# Unit Budget FY17 Expenditure Report

Printed: 9/16/2016 9:08 AM  
COLLINSVILLE 10

Education Fund 10						
Account	Description	UNIT FY17 Budget Expenditure	UNIT FY16 YTD Expenditure	UNIT FY16 Budget Expenditure	State Account Number	
161411104105	ELEM VOCAL MUSIC SUPPLIES	1,188.00	299.41	1,320.00	10-1110-410-14-05	
161411104101	DORRIS (CIS) VOCAL MUSIC SUPP	495.00	552.65	550.00	10-1110-410-14-33	
	<b>400 Supplies And Materials</b>	<b>3,861.00</b>	<b>2,135.44</b>	<b>4,290.00</b>	<b>Object</b>	
<b>Other Objects</b>						
161411106404	ELEM MUSIC/BAND DUES AND FEES	510.00	0.00	510.00	10-1110-640-14-04	
	<b>600 Other Objects</b>	<b>510.00</b>	<b>0.00</b>	<b>510.00</b>	<b>Object</b>	
<b>Non-Capitalized Equipment</b>						
161411107004	ELEM MUSIC/BAND EQUI	5,700.00	3,699.36	5,700.00	10-1110-700-14-04	
	<b>700 Non-Capitalized Equipment</b>	<b>5,700.00</b>	<b>3,699.36</b>	<b>5,700.00</b>	<b>Object</b>	
	<b>1110 Elementary</b>	<b>370,861.00</b>	<b>366,538.74</b>	<b>357,275.00</b>	<b>** Function</b>	
<b>Middle-Junior High</b>						
<b>Salaries</b>						
16141120110N	MS BAND/MUSIC SAL (2)	130,234.00	124,936.58	125,580.00	10-1120-110-14-27	
16141120111N	MS BAND/MUSIC 1 extra month	6,224.00	6,188.63	6,224.00	10-1120-111-14-27	
16141120120N	MS BAND/MUSIC SUB SAL	2,000.00	2,137.85	2,000.00	10-1120-120-14-27	
	<b>100 Salaries</b>	<b>138,458.00</b>	<b>133,263.06</b>	<b>133,804.00</b>	<b>Object</b>	
<b>Employee Benefits</b>						
16141120221N	MS BAND/MUSIC LIFE (2)	46.00	29.55	46.00	10-1120-221-14-27	
16141120222N	MS BAND/MUSIC HEALTH (2)	15,550.00	15,104.32	15,550.00	10-1120-222-14-27	
	<b>200 Employee Benefits</b>	<b>15,596.00</b>	<b>15,133.87</b>	<b>15,596.00</b>	<b>Object</b>	
<b>Purchased Services</b>						
16141120323N	MS BAND/MUSIC REPAIRS	2,750.00	2,447.07	2,750.00	10-1120-323-14-27	
16141120332N	MS BAND/MUSIC TRAVEL	165.00	0.00	165.00	10-1120-332-14-27	
	<b>300 Purchased Services</b>	<b>2,915.00</b>	<b>2,447.07</b>	<b>2,915.00</b>	<b>Object</b>	
<b>Supplies And Materials</b>						
16141120410N	MS BAND/MUSIC SUPPLIES	1,485.00	884.48	1,650.00	10-1120-410-14-27	
16141120411N	MS VOCAL MUSIC SUPPLIES	1,440.00	571.00	1,600.00	10-1120-411-14-12-27	
	<b>400 Supplies And Materials</b>	<b>2,925.00</b>	<b>1,455.48</b>	<b>3,250.00</b>	<b>Object</b>	
<b>Capital Outlay</b>						
16141120540N	MS BAND/MUSIC EQUIP	2,000.00	1,779.00	0.00	10-1120-540-14-27	
	<b>500 Capital Outlay</b>	<b>2,000.00</b>	<b>1,779.00</b>	<b>0.00</b>	<b>Object</b>	
<b>Other Objects</b>						
16141120640N	MS BAND/MUSIC DUES AND FEES	4,500.00	4,303.00	4,500.00	10-1120-640-14-27	

# Unit Budget FY17 Expenditure Report

Printed: 9/16/2016 9:08 AM  
COLLINSVILLE 10

Education Fund 10						
Account	Description	UNIT FY17 Budget Expenditure	UNIT FY16 YTD Expenditure	UNIT FY16 Budget Expenditure	State Account Number	
	<b>600 Other Objects</b>	4,500.00	4,303.00	4,500.00	Object	
<b>Non-Capitalized Equipment</b>						
16141120700N	MS BAND/MUSIC EQUIP.	3,000.00	304.43	3,000.00	10-1120-700-14-27	
	<b>700 Non-Capitalized Equipment</b>	3,000.00	304.43	3,000.00	Object	
	<b>1120 Middle-Junior High</b>	169,394.00	158,685.91	163,065.00	** Function	
<b>High School</b>						
<b>Salaries</b>						
16141130110G	HS BAND/MUSIC SAL (3)	162,410.00	153,204.75	154,498.00	10-1130-110-14-22	
16141130111G	HS BAND/MUSIC 2 extra months?	9,300.00	9,167.22	9,236.00	10-1130-111-14-22	
16141130115U	NA HS BAND ASSIST SAL	0.00	0.00	0.00	10-1130-115-14-10	
16141130120G	HS BAND/MUSIC SUB SAL	2,000.00	1,739.43	2,000.00	10-1130-120-14-22	
	<b>100 Salaries</b>	173,710.00	164,111.40	165,734.00	Object	
<b>Employee Benefits</b>						
16141130221G	HS BAND/MUSIC Life (2)	46.00	43.38	46.00	10-1130-221-14-22	
16141130222G	HS BAND/MUSIC HEALTH (2)	17,334.00	22,218.09	17,334.00	10-1130-222-14-22	
	<b>200 Employee Benefits</b>	17,380.00	22,261.47	17,380.00	Object	
<b>Purchased Services</b>						
16141130322G	HS BAND Music Technician	0.00	0.00	0.00	10-1130-322-14-14-22	
16141130323G	HS BAND/MUSIC MAINT SVC	3,300.00	3,206.99	3,300.00	10-1130-323-14-22	
16141130332G	HS BAND/MUSIC TRAVEL	2,200.00	3,804.87	2,200.00	10-1130-332-14-22	
	<b>300 Purchased Services</b>	5,500.00	7,011.86	5,500.00	Object	
<b>Supplies And Materials</b>						
16141130410G	HS BAND/MUSIC SUPPLIES	5,445.00	5,707.64	6,050.00	10-1130-410-14-22	
16141130412G	HS BAND/MUSIC	8,197.00	9,108.00	9,108.00	10-1130-412-14-22	
16141130413G	HS BAND UNIFORMS some replace	2,970.00	3,226.92	3,300.00	10-1130-413-14-22	
	<b>400 Supplies And Materials</b>	16,612.00	18,042.56	18,458.00	Object	
<b>Capital Outlay</b>						
16141130540G	HS BAND/MUSIC EQUIP	15,000.00	14,746.53	15,000.00	10-1130-540-14-22	
	<b>500 Capital Outlay</b>	15,000.00	14,746.53	15,000.00	Object	
<b>Other Objects</b>						
16141130640G	HS BAND/MUSIC DUES AND FEES	6,000.00	5,369.60	10,500.00	10-1130-640-14-22	
	<b>600 Other Objects</b>	6,000.00	5,369.60	10,500.00	Object	
	<b>1130 High School</b>	234,202.00	231,543.42	232,572.00	** Function	

# Unit Budget FY17 Expenditure Report

Printed: 9/16/2016 9:08 AM  
COLLINSVILLE 10

Education Fund 10						
Account	Description	UNIT FY17 Budget Expenditure	UNIT FY16 YTD Expenditure	UNIT FY16 Budget Expenditure	State Account Number	
<b>Function 1131</b>						
<b>Purchased Services</b>						
161411313101	HS CHOIR ACCOMPANIST	500.00	0.00	500.00	10-1131-310-14-01	
	<b>300 Purchased Services</b>	<b>500.00</b>	<b>0.00</b>	<b>500.00</b>	<b>Object</b>	
<b>Supplies And Materials</b>						
161411314101	HS CHOIR SUPPLIES	2,525.00	2,316.84	2,805.00	10-1131-410-14-01	
161411314102	HS CHOIR MUSICAL	450.00	0.00	500.00	10-1131-410-14-02	
	<b>400 Supplies And Materials</b>	<b>2,975.00</b>	<b>2,316.84</b>	<b>3,305.00</b>	<b>Object</b>	
<b>Non-Capitalized Equipment</b>						
161411317001	HS CHOIR UNIFORMS	900.00	1,029.20	1,000.00	10-1131-700-14-01	
	<b>700 Non-Capitalized Equipment</b>	<b>900.00</b>	<b>1,029.20</b>	<b>1,000.00</b>	<b>Object</b>	
	<b>1131 Function 1131</b>	<b>4,375.00</b>	<b>3,346.04</b>	<b>4,805.00</b>	<b>** Function</b>	
	<b>14 MUSIC/BAND</b>	<b>778,832.00</b>	<b>760,114.11</b>	<b>757,717.00</b>	<b>* Department</b>	
<b>DRIVER EDUCATION (3370, 3825-01)</b>						
<b>Drivers ED</b>						
<b>Salaries</b>						
16151700110G	HS DR ED SAL (1)	54,276.00	78,585.10	26,201.00	10-1700-110-15-22	
16151700111G	HS DR ED HOURLY SAL (timecard)	65,000.00	71,973.75	65,000.00	10-1700-111-15-22	
16151700120G	HS DR ED SUB SAL	500.00	185.94	500.00	10-1700-120-15-22	
	<b>100 Salaries</b>	<b>119,776.00</b>	<b>150,744.79</b>	<b>91,701.00</b>	<b>Object</b>	
<b>Employee Benefits</b>						
16151700221G	HS DR ED LIFE	42.00	20.44	42.00	10-1700-221-15-22	
16151700222G	HS DR ED HEALTH	5,000.00	10,772.79	5,000.00	10-1700-222-15-22	
	<b>200 Employee Benefits</b>	<b>5,042.00</b>	<b>10,793.23</b>	<b>5,042.00</b>	<b>Object</b>	
<b>Purchased Services</b>						
16151700322G	HS DR ED CAR WASH	440.00	143.20	440.00	10-1700-322-15-22	
16151700323G	HS DR ED CAR REPAIRS	3,000.00	2,010.27	3,000.00	10-1700-323-15-22	
16151700332G	HS DR ED TRAVEL	200.00	0.00	200.00	10-1700-332-15-22	
	<b>300 Purchased Services</b>	<b>3,640.00</b>	<b>2,153.47</b>	<b>3,640.00</b>	<b>Object</b>	
<b>Supplies And Materials</b>						
16151700410G	HS DR ED SUPPLIES	585.00	10.00	650.00	10-1700-410-15-22	
16151700464G	HS DR ED GASOLINE	8,550.00	5,815.36	9,500.00	10-1700-464-15-22	

# Unit Budget FY17 Expenditure Report

Printed: 9/16/2016 9:08 AM  
COLLINSVILLE 10

## Education Fund 10

Department 15 DRIVER EDUCATION (3370, 3825-01)  
Function 1700 Drivers ED  
Object 400 Supplies And Materials

Account	Description	UNIT FY17 Budget Expenditure	UNIT FY16 YTD Expenditure	UNIT FY16 Budget Expenditure	State Account Number
<b>400</b>	<b>Supplies And Materials</b>	9,135.00	5,825.36	10,150.00	Object
<b>Capital Outlay</b>					
16151700540G	HS DR ED CAR ( FY15) No	0.00	0.00	0.00	10-1700-540-15-22
<b>500</b>	<b>Capital Outlay</b>	0.00	0.00	0.00	Object
<b>Other Objects</b>					
16151700680G	HS DRIVER ED TUITION	0.00	0.00	0.00	10-1700-680-15-22
<b>600</b>	<b>Other Objects</b>	0.00	0.00	0.00	Object
<b>1700</b>	<b>Drivers ED</b>	137,593.00	169,516.85	110,533.00	** Function
<b>Driver ED Summer</b>					
<b>Salaries</b>					
16151716110U	SUMMER SCHOOL SAL REG (timecd)	50,000.00	43,965.76	25,000.00	10-1716-110-15-10
16151716110G	HS SUM SCH DR ED SAL see U ending	0.00	0.00	30,000.00	10-1716-110-15-22
16151716110N	MS REMEDIAL/SUMMER see CHS tutoring	0.00	0.00	15,000.00	10-1716-110-15-27
<b>100</b>	<b>Salaries</b>	50,000.00	43,965.76	70,000.00	Object
<b>Employee Benefits</b>					
16151716221U	SUMMER SCHOOL LIFE	0.00	0.00	0.00	10-1716-221-15-10
16151716221G	HS SUM SCH DR ED LIFE	0.00	0.00	0.00	10-1716-221-15-22
16151716221N	MS REMEDIAL/SUMMER LIFE	0.00	0.00	0.00	10-1716-221-15-27
16151716222U	SUMMER SCHOOL HEALTH	0.00	3,614.18	0.00	10-1716-222-15-10
16151716222G	HS SUM SCH DR ED HEALTH	0.00	0.00	0.00	10-1716-222-15-22
16151716222N	MS REMEDIAL/SUMMER HEALTH	0.00	0.00	0.00	10-1716-222-15-27
<b>200</b>	<b>Employee Benefits</b>	0.00	3,614.18	0.00	Object
<b>Supplies And Materials</b>					
16151716410U	SUMMER SCHOOL SUPPLIES	2,500.00	0.00	5,000.00	10-1716-410-15-10
<b>400</b>	<b>Supplies And Materials</b>	2,500.00	0.00	5,000.00	Object
<b>1716</b>	<b>Driver ED Summer</b>	52,500.00	47,579.94	75,000.00	** Function
<b>15</b>	<b>DRIVER EDUCATION (3370, 3825-01)</b>	190,093.00	217,096.79	185,533.00	* Department
<b>GUIDANCE</b>					
<b>Function 2120</b>					
<b>Salaries</b>					
16162120110G	HS GUIDANCE SAL (4) o	248,017.00	239,040.36	240,000.00	10-2120-110-16-22
16162120110N	NA MS GUIDANCE SAL	0.00	0.00	0.00	10-2120-110-16-27

# Unit Budget FY17 Expenditure Report

Printed: 9/16/2016 9:08 AM  
COLLINSVILLE 10

Education Fund 10						
Account	Description	UNIT FY17 Budget Expenditure	UNIT FY16 YTD Expenditure	UNIT FY16 Budget Expenditure	State Account Number	
16162120111G	HS GUIDANCE each (4) extra 15 days	20,027.00	19,920.01	20,027.00	10-2120-111-16-22	
16162120120G	NA HS GUIDANCE SAL	0.00	0.00	0.00	10-2120-120-16-22	
<b>100</b>	<b>Salaries</b>	<b>268,044.00</b>	<b>258,960.37</b>	<b>260,027.00</b>	<b>Object</b>	
<b>Employee Benefits</b>						
16162120221G	HS GUIDANCE LIFE	89.00	58.92	89.00	10-2120-221-16-22	
16162120222G	HS GUIDANCE HEALTH	31,000.00	30,335.99	33,500.00	10-2120-222-16-22	
16162120222N	NA MS GUIDANCE HEALTH	0.00	0.00	0.00	10-2120-222-16-27	
<b>200</b>	<b>Employee Benefits</b>	<b>31,089.00</b>	<b>30,394.91</b>	<b>33,589.00</b>	<b>Object</b>	
<b>Purchased Services</b>						
16162120323G	HS GUIDANCE REPAIR/MAINT	2,200.00	0.00	2,200.00	10-2120-323-16-22	
<b>300</b>	<b>Purchased Services</b>	<b>2,200.00</b>	<b>0.00</b>	<b>2,200.00</b>	<b>Object</b>	
<b>Supplies And Materials</b>						
161621204104	ELEM GUIDANCE SUPPLIES	900.00	0.00	1,000.00	10-2120-410-16-04	
16162120410G	HS GUIDANCE TESTING	1,800.00	305.53	2,000.00	10-2120-410-16-22	
161621204114	ELEMENTARY TESTING	900.00	0.00	1,000.00	10-2120-411-16-04	
16162120411G	HS GUIDANCE SUPPLIES	1,980.00	2,368.42	2,200.00	10-2120-411-16-22	
16162120411N	MS TESTING	990.00	0.00	1,100.00	10-2120-411-16-27	
<b>400</b>	<b>Supplies And Materials</b>	<b>6,570.00</b>	<b>2,673.95</b>	<b>7,300.00</b>	<b>Object</b>	
<b>2120</b>	<b>Function 2120</b>	<b>307,903.00</b>	<b>292,029.23</b>	<b>303,116.00</b>	<b>** Function</b>	
<b>16</b>	<b>GUIDANCE</b>	<b>307,903.00</b>	<b>292,029.23</b>	<b>303,116.00</b>	<b>* Department</b>	
<b>HOME ECONOMICS</b>						
<b>Home Ec Occupations</b>						
<b>Salaries</b>						
16171421110G	HS FAM CONSUM SCI SAL (4)	229,833.00	216,906.02	222,261.00	10-1421-110-17-22	
16171421110N	MS HOME EC SAL (0)	0.00	0.00	0.00	10-1421-110-17-27	
16171421116G	HS FAM CONSUM SCI SAL NonCert	0.00	0.00	0.00	10-1421-116-17-22	
16171421120G	HS FAM CONSUM SCI SUB SAL	8,000.00	4,576.41	8,000.00	10-1421-120-17-22	
16171421120N	MS HOME EC SUB SAL	0.00	0.00	0.00	10-1421-120-17-27	
<b>100</b>	<b>Salaries</b>	<b>237,833.00</b>	<b>221,482.43</b>	<b>230,261.00</b>	<b>Object</b>	
<b>Employee Benefits</b>						
16171421221G	HS FAM CONSUM SCI LIFE (4)	89.00	60.63	89.00	10-1421-221-17-22	
16171421221N	MS HOME EC LIFE (0)	0.00	0.00	0.00	10-1421-221-17-27	
16171421222G	HS FAM CONSUM SCI HEALTH (4)	33,000.00	32,257.15	38,000.00	10-1421-222-17-22	

# Unit Budget FY17 Expenditure Report

Printed: 9/16/2016 9:08 AM  
COLLINSVILLE 10

Education Fund 10						
Account	Description	UNIT FY17 Budget Expenditure	UNIT FY16 YTD Expenditure	UNIT FY16 Budget Expenditure	State Account Number	
16171421222N	NA MS HOME EC HEALTH (0)	0.00	0.00	0.00	10-1421-222-17-27	
	<b>200 Employee Benefits</b>	33,089.00	32,317.78	38,089.00	Object	
<b>Purchased Services</b>						
16171421323G	HS FAM CONSUM SCI REPAIR/MAINT	0.00	0.00	0.00	10-1421-323-17-22	
	<b>300 Purchased Services</b>	0.00	0.00	0.00	Object	
<b>Supplies And Materials</b>						
16171421410G	HS SEE DEPT 95	0.00	0.00	0.00	10-1421-410-17-22	
16171421410N	MS HOME EC SUPPLIES	0.00	0.00	0.00	10-1421-410-17-22	
	<b>400 Supplies And Materials</b>	0.00	0.00	0.00	Object	
<b>Non-Capitalized Equipment</b>						
16171421700N	MS HOME EC CAPITAL OUTLAY	1,000.00	0.00	1,000.00	10-1421-700-17-27	
	<b>700 Non-Capitalized Equipment</b>	1,000.00	0.00	1,000.00	Object	
	<b>1421 Home Ec Occupations</b>	271,922.00	253,800.21	269,350.00	** Function	
	<b>17 HOME ECONOMICS</b>	271,922.00	253,800.21	269,350.00	* Department	
<b>SCIENCE</b>						
<b>Middle-Junior High</b>						
<b>Salaries</b>						
16181120110N	MS SCIENCE SAL (8)	540,000.00	518,964.76	503,248.00	10-1120-110-18-27	
16181120120N	MS SCIENCE SUB SAL	5,000.00	13,153.21	5,000.00	10-1120-120-18-27	
	<b>100 Salaries</b>	545,000.00	532,117.97	508,248.00	Object	
<b>Employee Benefits</b>						
16181120221N	MS SCIENCE LIFE (7.5)	167.00	117.47	167.00	10-1120-221-18-27	
16181120222N	MS SCIENCE HEALTH (7.5)	55,500.00	64,394.44	55,500.00	10-1120-222-18-27	
	<b>200 Employee Benefits</b>	55,667.00	64,511.91	55,667.00	Object	
<b>Purchased Services</b>						
16181120323N	MS SCIENCE REPAIRS	0.00	0.00	0.00	10-1120-323-18-27	
	<b>300 Purchased Services</b>	0.00	0.00	0.00	Object	
<b>Supplies And Materials</b>						
16181120410N	MS SCIENCE SUPPLIES	1,089.00	1,236.60	1,210.00	10-1120-410-18-27	
	<b>400 Supplies And Materials</b>	1,089.00	1,236.60	1,210.00	Object	
	<b>1120 Middle-Junior High</b>	601,756.00	597,866.48	565,125.00	** Function	
<b>High School</b>						

# Unit Budget FY17 Expenditure Report

Printed: 9/16/2016 9:08 AM  
COLLINSVILLE 10

Education Fund 10						
Account	Description	UNIT FY17 Budget Expenditure	UNIT FY16 YTD Expenditure	UNIT FY16 Budget Expenditure	State Account Number	
<b>Salaries</b>						
16181130110G	HS SCIENCE SAL (16)	1,005,000.00	973,918.52	977,135.00	10-1130-110-18-22	
16181130120G	HS SCIENCE SUB SAL	10,000.00	50,823.14	72,000.00	10-1130-120-18-22	
	<b>100 Salaries</b>	<b>1,015,000.00</b>	<b>1,024,741.66</b>	<b>1,049,135.00</b>	<b>Object</b>	
<b>Employee Benefits</b>						
16181130221G	HS SCIENCE LIFE	250.00	230.60	250.00	10-1130-221-18-22	
16181130222G	HS SCIENCE HEALTH	120,000.00	118,958.37	113,000.00	10-1130-222-18-22	
	<b>200 Employee Benefits</b>	<b>120,250.00</b>	<b>119,188.97</b>	<b>113,250.00</b>	<b>Object</b>	
<b>Purchased Services</b>						
16181130323G	HS SCIENCE REPAIRS	275.00	275.00	275.00	10-1130-323-18-22	
	<b>300 Purchased Services</b>	<b>275.00</b>	<b>275.00</b>	<b>275.00</b>	<b>Object</b>	
<b>Supplies And Materials</b>						
16181130410G	HS SCIENCE SUPPLIES	18,135.00	19,489.32	20,150.00	10-1130-410-18-22	
	<b>400 Supplies And Materials</b>	<b>18,135.00</b>	<b>19,489.32</b>	<b>20,150.00</b>	<b>Object</b>	
	<b>1130 High School</b>	<b>1,153,660.00</b>	<b>1,163,694.95</b>	<b>1,182,810.00</b>	<b>** Function</b>	
	<b>18 SCIENCE</b>	<b>1,755,416.00</b>	<b>1,761,561.43</b>	<b>1,747,935.00</b>	<b>* Department</b>	
<b>STATE/LOCAL IDEA FLO THRU</b>						
<b>Cross-Categorical (Cc)</b>						
<b>Salaries</b>						
16191220110U	ST/LOCAL IDEA FLO THRU SAL(~1)	0.00	33,974.86	0.00	10-1220-110-19-10	
16191220115U	ST/LOCAL IDEA FTH (notDep20,21)(~8 FTE)	136,105.00	131,127.84	136,105.00	10-1220-115-19-10	
16191220120U	IDEA FLO THRU SUBS	0.00	0.00	0.00	10-1220-120-19-10	
	<b>100 Salaries</b>	<b>136,105.00</b>	<b>165,102.70</b>	<b>136,105.00</b>	<b>Object</b>	
<b>Employee Benefits</b>						
16191220221U	ST/LOCAL IDEA FLO THRU LIFE	105.00	121.85	105.00	10-1220-221-19-10	
16191220222U	STATE/LOCAL IDEA FLO HEALTH	63,000.00	62,057.50	45,000.00	10-1220-222-19-10	
	<b>200 Employee Benefits</b>	<b>63,105.00</b>	<b>62,179.35</b>	<b>45,105.00</b>	<b>Object</b>	
	<b>1220 Cross-Categorical (Cc)</b>	<b>199,210.00</b>	<b>227,282.05</b>	<b>181,210.00</b>	<b>** Function</b>	
<b>Function 1600</b>						
<b>Salaries</b>						
16191600110U	SUM SCH SALARIES	0.00	0.00	0.00	10-1600-110-19-10	

# Unit Budget FY17 Expenditure Report

Printed: 9/16/2016 9:08 AM  
COLLINSVILLE 10

## Education Fund 10

Department 19 STATE/LOCAL IDEA FLO THRU  
Function 1600 Function 1600  
Object 100 Salaries

Account	Description	UNIT FY17 Budget Expenditure	UNIT FY16 YTD Expenditure	UNIT FY16 Budget Expenditure	State Account Number
100	Salaries	0.00	0.00	0.00	Object
1600	Function 1600	0.00	0.00	0.00	** Function
<b>Function 2110</b>					
<b>Salaries</b>					
16192110110U	ST/LOCAL IDEA FLO THRU SAL	0.00	(7,636.51)	8,000.00	10-2110-110-19-10
100	Salaries	0.00	(7,636.51)	8,000.00	Object
<b>Employee Benefits</b>					
16192110221U	ST/LOCAL IDEA FLO THRU SAL	0.00	(5.07)	3.00	10-2110-221-19-10
16192110222U	STATE/LOCAL IDEA FLO HEALTH	0.00	(1,296.95)	1,500.00	10-2110-222-19-10
200	Employee Benefits	0.00	(1,302.02)	1,503.00	Object
2110	Function 2110	0.00	(8,938.53)	9,503.00	** Function
<b>Function 2130</b>					
<b>Salaries</b>					
16192130115U	ST/LOCAL IDEA Flo (notDep20,21	7,000.00	5,782.04	7,000.00	10-2130-115-19-10
100	Salaries	7,000.00	5,782.04	7,000.00	Object
<b>Employee Benefits</b>					
16192130221U	ST/LOCAL IDEA Flo (notDep20,21	0.00	7.80	0.00	10-2130-221-19-10
16192130222U	STATE/LOCAL IDEA FLO HEALTH	0.00	4,406.16	0.00	10-2130-222-19-10
200	Employee Benefits	0.00	4,413.96	0.00	Object
2130	Function 2130	7,000.00	10,196.00	7,000.00	** Function
<b>Function 2210</b>					
<b>Employee Benefits</b>					
16192210222U	STATE/LOCAL IDEA FLO HEALTH	0.00	0.00	0.00	10-2210-222-19-10
200	Employee Benefits	0.00	0.00	0.00	Object
2210	Function 2210	0.00	0.00	0.00	** Function
<b>Function 2310</b>					
<b>Employee Benefits</b>					
16192310221U	ST/LOCAL IDEA FLO THRU SAL	0.00	0.00	0.00	10-2310-221-19-10
200	Employee Benefits	0.00	0.00	0.00	Object
2310	Function 2310	0.00	0.00	0.00	** Function
19	STATE/LOCAL IDEA FLO THRU	206,210.00	228,539.52	197,713.00	* Department

# Unit Budget FY17 Expenditure Report

Printed: 9/16/2016 9:08 AM  
COLLINSVILLE 10

Education Fund 10						
Account	Description		UNIT FY17 Budget Expenditure	UNIT FY16 YTD Expenditure	UNIT FY16 Budget Expenditure	State Account Number

**16-17 IDEA FLO THRU (4620, 4625)**

**Cross-Categorical (Cc)**

**Salaries**

16201220110U	16-17 IDEA FLO THRU SAL (3)		100,000.00	14,981.45	7,889.00	10-1220-110-20-10
16201220111U	14-15 IDEA FLO THRU STIPENDS		0.00	0.00	0.00	10-1220-111-20-10
16201220115U	16-17 IDEA FLO THRU 33.8 EFT		660,000.00	86,829.36	42,927.00	10-1220-115-20-10
16201220116U	14-15 IDEA FLO THRU		0.00	0.00	0.00	10-1220-116-20-10
16201220120U	16-17 IDEA FLO THRU SUBS		50,000.00	0.00	0.00	10-1220-120-20-10
	<b>100 Salaries</b>		<b>810,000.00</b>	<b>101,810.81</b>	<b>50,816.00</b>	<b>Object</b>

**Employee Benefits**

16201220210U	16-17 IDEA FLO THRU FED TRS		50,245.00	6,669.75	6,669.00	10-1220-210-20-10
16201220221U	16-17 IDEA FLO THRU LIFE		700.00	82.68	41.00	10-1220-221-20-10
16201220222U	16-17 IDEA FLO THRU HEALTH		310,000.00	37,685.63	19,419.00	10-1220-222-20-10
	<b>200 Employee Benefits</b>		<b>360,945.00</b>	<b>44,438.06</b>	<b>26,129.00</b>	<b>Object</b>

**Purchased Services**

16201220310U	16-17 IDEA FLO THRU Consulting		45,000.00	635.00	0.00	10-1220-310-20-10
16201220314U	16-17 IDEA Flo Thru		125,000.00	0.00	0.00	10-1220-314-20-10
	<b>300 Purchased Services</b>		<b>170,000.00</b>	<b>635.00</b>	<b>0.00</b>	<b>Object</b>

**Supplies And Materials**

162012204101	14-15 IDEA FLO THRU ELEMENTARY		0.00	0.00	0.00	10-1220-410-20-01
162012204102	NA IDEA FLO THRU JR HIGH		0.00	0.00	0.00	10-1220-410-20-02
162012204103	NA IDEA FLO THRU CHS		0.00	0.00	0.00	10-1220-410-20-03
16201220410U	16-17 IDEA FLO THRU SUPPLIES		60,000.00	224.92	10.00	10-1220-410-20-10
16201221410U	NA IDEA FLO THRU SUPPLIES		0.00	0.00	0.00	10-1220-410-20-10
162012204111	NA IDEA FLO THRU ELEM TEXT		0.00	0.00	0.00	10-1220-411-20-01
162012204112	NA IDEA FLO THRU DIS TEXT		0.00	0.00	0.00	10-1220-411-20-02
162012204113	NA IDEA FLO THRU CHS TEXTS		0.00	0.00	0.00	10-1220-411-20-03
16201220470U	16-17 IDEA FT MISC supplies		25,000.00	946.44	0.00	10-1220-470-20-10
	<b>400 Supplies And Materials</b>		<b>85,000.00</b>	<b>1,171.36</b>	<b>10.00</b>	<b>Object</b>

**Capital Outlay**

16201220540U	16-17 IDEA Flow thru Cap Outla		2,000.00	2,350.59	0.00	10-1220-540-20-10
16201220550U	NA IDEA		0.00	0.00	0.00	10-1220-550-20-10
	<b>500 Capital Outlay</b>		<b>2,000.00</b>	<b>2,350.59</b>	<b>0.00</b>	<b>Object</b>

**Non-Capitalized Equipment**

# Unit Budget FY17 Expenditure Report

Printed: 9/16/2016 9:08 AM  
COLLINSVILLE 10

Education Fund 10						
Account	Description	UNIT FY17 Budget Expenditure	UNIT FY16 YTD Expenditure	UNIT FY16 Budget Expenditure	State Account Number	
16201220700U	14-15 IDEA FLO THRU CAP OUTLAY	0.00	0.00	0.00	10-1220-700-20-10	
	<b>700 Non-Capitalized Equipment</b>	0.00	0.00	0.00	Object	
	<b>1220 Cross-Categorical (Cc)</b>	1,427,945.00	150,405.82	76,955.00	** Function	
<b>Function 2110</b>						
<b>Salaries</b>						
16202110110U	16-17 IDEA FLO THRU SALARY (1)	45,444.00	13,858.85	0.00	10-2110-110-20-10	
	<b>100 Salaries</b>	45,444.00	13,858.85	0.00	Object	
<b>Employee Benefits</b>						
16202110210U	16-17 IDEA FLO THRU FED TRS	17,515.00	507.83	0.00	10-2110-210-20-10	
16202110221U	16-17 IDEA FLO THRU SALARY	11.00	7.14	0.00	10-2110-221-20-10	
16202110222U	16-17 IDEA FLO THRU HEALTH	5,500.00	2,353.79	1,825.00	10-2110-222-20-10	
	<b>200 Employee Benefits</b>	23,026.00	2,868.76	1,825.00	Object	
<b>Supplies And Materials</b>						
16202110410U	14-15 IDEA FLO THRU SUPPLIES	0.00	0.00	0.00	10-2110-410-20-10	
	<b>400 Supplies And Materials</b>	0.00	0.00	0.00	Object	
	<b>2110 Function 2110</b>	68,470.00	16,727.61	1,825.00	** Function	
<b>Function 2130</b>						
<b>Salaries</b>						
16202130110U	16-17 IDEA FLO THRU SALARY	2,300.00	(1,635.90)	0.00	10-2130-110-20-10	
16202130115U	16-17 IDEA FLO THRU SALARY	18,500.00	2,249.79	2,250.00	10-2130-115-20-10	
	<b>100 Salaries</b>	20,800.00	613.89	2,250.00	Object	
<b>Employee Benefits</b>						
16202130210U	16-17 IDEA FLO THRU FED TRS	850.00	616.97	0.00	10-2130-210-20-10	
16202130221U	16-17 IDEA FLO THRU LIFE	20.00	0.00	0.00	10-2130-221-20-10	
16202130222U	16-17 IDEA FLO THRU INS	12,000.00	0.05	0.00	10-2130-222-20-10	
	<b>200 Employee Benefits</b>	12,870.00	617.02	0.00	Object	
<b>Purchased Services</b>						
16202130310U	16-16 IDEA Flow Thru Health Serv	43,000.00	0.00	0.00	10-2130-310-20-10	
16202130316U	NA IDEA FLO THRU PT SVCS	0.00	0.00	0.00	10-2130-316-20-10	
	<b>300 Purchased Services</b>	43,000.00	0.00	0.00	Object	
<b>Supplies And Materials</b>						
16202130410U	16-17 IDEA FLO THRU BLOODBORNE	2,000.00	131.00	0.00	10-2130-410-20-10	
16202130411U	NA IDEA FLO TRHU SUPPLIES	0.00	0.00	0.00	10-2130-411-20-10	

# Unit Budget FY17 Expenditure Report

Printed: 9/16/2016 9:08 AM  
COLLINSVILLE 10

## Education Fund 10

Department 20 16-17 IDEA FLO THRU (4620, 4625)  
Function 2130 Function 2130  
Object 400 Supplies And Materials

Account	Description	UNIT FY17 Budget Expenditure	UNIT FY16 YTD Expenditure	UNIT FY16 Budget Expenditure	State Account Number
---------	-------------	------------------------------------	------------------------------	------------------------------------	----------------------

	<b>400 Supplies And Materials</b>	2,000.00	131.00	0.00	Object
<b>Non-Capitalized Equipment</b>					
16202130700U	NA IDEA FLO THRU Equipment	0.00	0.00	0.00	10-2130-700-20-10
	<b>700 Non-Capitalized Equipment</b>	0.00	0.00	0.00	Object
	<b>2130 Function 2130</b>	78,670.00	1,361.91	2,250.00	** Function

### Function 2140

<b>Salaries</b>					
16202140110U	16-17 IDEA FLO THRU SAL (2)	3,200.00	2,003.15	2,003.00	10-2140-110-20-10
16202140115U	16-17 IDEA FLOW Intern	14,500.00	0.00	0.00	10-2140-114-20-10
	<b>100 Salaries</b>	17,700.00	2,003.15	2,003.00	Object

<b>Employee Benefits</b>					
16202140210U	16-17 IDEA FLO THRU FED TRS	1,110.00	805.92	805.00	10-2140-210-20-10
16202140221U	16-17 IDEA FLO THRU LIFE	13.00	0.00	0.00	10-2140-221-20-10
16202140222U	16-17 IDEA FLO THRU HEALTH	7,500.00	0.00	0.00	10-2140-222-20-10
	<b>200 Employee Benefits</b>	8,623.00	805.92	805.00	Object

<b>Purchased Services</b>					
16202140310U	14-15 IDEA FLO THRU EVALUATION	0.00	0.00	0.00	10-2140-310-20-10
16202140314U	14-15 IDEA FLO THRU SOFTWARE	0.00	0.00	0.00	10-2140-314-20-10
	<b>300 Purchased Services</b>	0.00	0.00	0.00	Object

<b>Supplies And Materials</b>					
16202140410U	16-17 IDEA FLO THRU SUPPLIES	2,000.00	0.00	0.00	10-2140-410-20-10
	<b>400 Supplies And Materials</b>	2,000.00	0.00	0.00	Object
	<b>2140 Function 2140</b>	28,323.00	2,809.07	2,808.00	** Function

### Function 2150

<b>Salaries</b>					
16202150110U	16-17 IDEA FLO THRU SAL	3,100.00	2,526.19	2,526.00	10-2150-110-20-10
	<b>100 Salaries</b>	3,100.00	2,526.19	2,526.00	Object

<b>Employee Benefits</b>					
16202150210U	16-17 IDEA FLO THRU FED TRS	1,000.00	645.89	645.00	10-2150-210-20-10
16202150221U	NA IDEA FLO THRU LIFE	0.00	0.00	0.00	10-2150-221-20-10
16202150222U	NA IDEA FLO THRU HEALTH	0.00	0.00	0.00	10-2150-222-20-10
	<b>200 Employee Benefits</b>	1,000.00	645.89	645.00	Object

# Unit Budget FY17 Expenditure Report

Printed: 9/16/2016 9:08 AM  
COLLINSVILLE 10

Education Fund 10						
Account	Description	UNIT FY17 Budget Expenditure	UNIT FY16 YTD Expenditure	UNIT FY16 Budget Expenditure	State Account Number	
<b>Purchased Services</b>						
16202150310U	NA IDEA FLO THRU	0.00	0.00	0.00	10-2150-310-20-10	
	<b>300 Purchased Services</b>	0.00	0.00	0.00	Object	
<b>Supplies And Materials</b>						
16202150410U	16-17 IDEA FLO THRU SUPPLIES	3,500.00	0.00	0.00	10-2150-410-20-10	
	<b>400 Supplies And Materials</b>	3,500.00	0.00	0.00	Object	
<b>Capital Outlay</b>						
16202150540U	14-15 IDEA FLOW THRU Cap Outla	0.00	0.00	0.00	10-2150-540-20-10	
	<b>500 Capital Outlay</b>	0.00	0.00	0.00	Object	
<b>Non-Capitalized Equipment</b>						
16202150700U	NA IDEA FLO THRU EQUIPMENT	0.00	0.00	0.00	10-2150-700-20-10	
	<b>700 Non-Capitalized Equipment</b>	0.00	0.00	0.00	Object	
	<b>2150 Function 2150</b>	7,600.00	3,172.08	3,171.00	** Function	
<b>Function 2210</b>						
<b>Salaries</b>						
16202210110U	16-17 IDEA FLO THRU SAL	9,000.00	9,850.00	0.00	10-2210-110-20-10	
16202210120U	NA IDEA FLO THRU SUBS	0.00	0.00	0.00	10-2210-120-20-10	
	<b>100 Salaries</b>	9,000.00	9,850.00	0.00	Object	
<b>Employee Benefits</b>						
16202210210U	16-17 IDEA FLO THRU FED TRS	3,300.00	759.00	0.00	10-2210-210-20-10	
16202210211U	NA IDEA FLO THRU TRS	0.00	0.00	0.00	10-2210-211-20-10	
16202210221U	NA IDEA FLO THRU LIFE	0.00	0.00	0.00	10-2210-221-20-10	
16202210222U	NA IDEA FLO THRU HEALTH	0.00	5.58	0.00	10-2210-222-20-10	
	<b>200 Employee Benefits</b>	3,300.00	764.58	0.00	Object	
<b>Purchased Services</b>						
16202210314U	NA IDEA FLO THRU CONSULT	0.00	0.00	0.00	10-2210-314-20-10	
16202210332U	16-17 IDEA FLO THRU TRAVEL	72,000.00	564.58	265.00	10-2210-332-20-10	
	<b>300 Purchased Services</b>	72,000.00	564.58	265.00	Object	
<b>Supplies And Materials</b>						
16202210410U	16-17 IDEA FLO THRU SUPPLIES	2,000.00	0.00	0.00	10-2210-410-20-10	
	<b>400 Supplies And Materials</b>	2,000.00	0.00	0.00	Object	
<b>Non-Capitalized Equipment</b>						
16202210700U	NA IDEA FLO THRU EQUIPMENT	0.00	0.00	0.00	10-2210-700-20-10	

# Unit Budget FY17 Expenditure Report

Printed: 9/16/2016 9:08 AM  
COLLINSVILLE 10

## Education Fund 10

Department 20 16-17 IDEA FLO THRU (4620, 4625)  
Function 2210 Function 2210  
Object 700 Non-Capitalized Equipment

Account	Description	UNIT FY17 Budget Expenditure	UNIT FY16 YTD Expenditure	UNIT FY16 Budget Expenditure	State Account Number
---------	-------------	------------------------------------	------------------------------	------------------------------------	----------------------

700	Non-Capitalized Equipment	0.00	0.00	0.00	Object
2210	Function 2210	86,300.00	11,179.16	265.00	** Function

### Function 2220

#### Salaries

16202220110U	NA IDEA Flow Thru	0.00	0.00	0.00	10-2220-110-20-10
16202220115U	16-17 IDEA FLO THRU Comp Tech	65,000.00	2,773.07	2,773.00	10-2220-115-20-10
100	Salaries	65,000.00	2,773.07	2,773.00	Object

#### Employee Benefits

16202220221U	16-17 IDEA FLO THRU LIFE	23.00	1.27	2.00	10-2220-221-20-10
16202220222U	16-17 IDEA FLO THRU HEALTH	12,500.00	646.00	646.00	10-2220-222-20-10
200	Employee Benefits	12,523.00	647.27	648.00	Object
2220	Function 2220	77,523.00	3,420.34	3,421.00	** Function

### Assessment/Testing

#### Purchased Services

16202230310U	NA IDEA FLO THRU	0.00	0.00	0.00	10-2230-310-20-10
300	Purchased Services	0.00	0.00	0.00	Object

#### Supplies And Materials

16202230410U	NA IDEA Flo Thru Supplies	0.00	0.00	0.00	10-2230-410-20-10
400	Supplies And Materials	0.00	0.00	0.00	Object
2230	Assessment/Testing	0.00	0.00	0.00	** Function

### Function 2300

#### Salaries

16202300115U	NA IDEA FLO THRU COOP Stu	0.00	0.00	0.00	10-2300-115-20-10
100	Salaries	0.00	0.00	0.00	Object
2300	Function 2300	0.00	0.00	0.00	** Function

### Special Area Adm. Serv

#### Salaries

16202330115U	16-17 IDEA FLO THRU COOP	12,000.00	0.00	0.00	10-2330-115-20-10
100	Salaries	12,000.00	0.00	0.00	Object

#### Employee Benefits

16202330221U	16-17 IDEA FLO THRU LIFE	3.00	0.00	0.00	10-2330-221-20-10
16202330222U	16-17 IDEA FLO THRU HEALTH	1,500.00	0.00	0.00	10-2330-222-20-10

# Unit Budget FY17 Expenditure Report

Printed: 9/16/2016 9:08 AM  
COLLINSVILLE 10

Education Fund 10						
Account	Description	UNIT FY17 Budget Expenditure	UNIT FY16 YTD Expenditure	UNIT FY16 Budget Expenditure	State Account Number	
	<b>200 Employee Benefits</b>	1,503.00	0.00	0.00	Object	
<b>Purchased Services</b>						
16202330314U	NA IDEA FLO THRU PURCH SERV	0.00	0.00	0.00	10-2330-314-20-10	
16202330317U	NA IDEA FLO THRU AUDIT	0.00	0.00	0.00	10-2330-317-20-10	
16202330318U	NA IDEA FLO THRU LEGAL	0.00	0.00	0.00	10-2330-318-20-10	
16202330340U	16-17 IDEA FLO THRU PHONE	2,000.00	(55.53)	0.00	10-2330-340-20-10	
16202330360U	16-17 IDEA FLO THRU Shredding/Printing	750.00	84.00	84.00	10-2330-360-20-10	
	<b>300 Purchased Services</b>	2,750.00	28.47	84.00	Object	
<b>Supplies And Materials</b>						
16202330410U	16-17 IDEA FLO THRU SUPPLIES	6,500.00	1,605.33	1,115.00	10-2330-410-20-10	
16202330470U	NA IDEA FLO THRU SOFTWARE	0.00	0.00	0.00	10-2330-470-20-462000-10	
	<b>400 Supplies And Materials</b>	6,500.00	1,605.33	1,115.00	Object	
<b>Capital Outlay</b>						
16202330540U	NA IDEA Flow Thru	0.00	0.00	0.00	10-2330-540-20-462000-10	
16202330550U	NA IDEA Flow Thru	0.00	0.00	0.00	10-2330-540-20-462000-10	
	<b>500 Capital Outlay</b>	0.00	0.00	0.00	Object	
<b>Other Objects</b>						
16202330640U	16-17 IDEA FLO THRU DUES/FEES	1,500.00	0.00	0.00	10-2330-640-20-462000-10	
	<b>600 Other Objects</b>	1,500.00	0.00	0.00	Object	
<b>Non-Capitalized Equipment</b>						
16202330700U	NA IDEA FLO THRU EQUIPMENT	0.00	0.00	0.00	10-2330-700-20-462000-10	
	<b>700 Non-Capitalized Equipment</b>	0.00	0.00	0.00	Object	
<b>2330</b>	<b>Special Area Adm. Serv</b>	24,253.00	1,633.80	1,199.00	** Function	
<b>Function 2400</b>						
<b>Salaries</b>						
16202400110U	16-17 IDEA Flow Cert Superviso	61,000.00	6,923.08	4,615.00	10-2400-110-20-462000-10	
16202400115U	16-17 IDEA FLOW HH Secretary (1)	30,000.00	1,202.73	3,266.00	10-2400-115-20-462000-10	
	<b>100 Salaries</b>	91,000.00	8,125.81	7,881.00	Object	
<b>Employee Benefits</b>						
16212400210U	15-16 IDEA Fed TRS SPED	0.00	21,846.75	21,636.00	10-2400-210-20-10	
16202400210U	16-17 IDEA Fed TRS SPED	0.00	761.54	762.00	10-2400-210-20-462000-10	
16202400221U	16-17 IDEA FLOW Thru Life	30.00	1.11	3.00	10-2400-221-20-462000-10	
16202400222U	16-17 IDEA FLOW, Health Insura	15,000.00	877.97	1,193.00	10-2400-222-20-462000-10	

# Unit Budget FY17 Expenditure Report

Printed: 9/16/2016 9:08 AM  
COLLINSVILLE 10

Education Fund 10		
Department	20	16-17 IDEA FLO THRU (4620, 4625)
Function	2400	Function 2400
Object	200	Employee Benefits

Account	Description	UNIT FY17 Budget Expenditure	UNIT FY16 YTD Expenditure	UNIT FY16 Budget Expenditure	State Account Number
---------	-------------	------------------------------------	------------------------------	------------------------------------	----------------------

200	Employee Benefits	15,030.00	23,487.37	23,594.00	Object
2400	Function 2400	106,030.00	31,613.18	31,475.00	** Function

## Function 2530

### Capital Outlay

16202530520U	16-17 IDEA Flow Thru Equipment	0.00	0.00	0.00	10-2530-520-20-462000-10
16202530540U	16-17 IDEA Flow Thru Equipment	22,500.00	8,842.00	6,027.00	10-2530-540-20-462000-10
500	Capital Outlay	22,500.00	8,842.00	6,027.00	Object
2530	Function 2530	22,500.00	8,842.00	6,027.00	** Function

## Function 2540

### Salaries

16202540115U	16-17 IDEA FLO THRU (2)	50,000.00	5,769.46	3,547.00	10-2540-115-20-462000-10
100	Salaries	50,000.00	5,769.46	3,547.00	Object

### Employee Benefits

1025402212010	14-15 IDEA FLO THRU (2) (L)	0.00	0.00	0.00	10-2540-221-20-10
16202540221U	16-17 IDEA FLOW Thru Life	27.00	3.80	3.00	10-2540-221-20-462000-10
1025402222010	14-15 IDEA FLO THRU (2) (DF3)	0.00	0.00	0.00	10-2540-222-20-10
16202540222U	16-17 IDEA FLOW Thru Health	14,100.00	413.75	414.00	10-2540-222-20-462000-10
200	Employee Benefits	14,127.00	417.55	417.00	Object

### Capital Outlay

16202540540U	16-17 IDEA FLOW Thru Equipment	8,800.00	0.00	0.00	10-2540-540-20-462000-10
500	Capital Outlay	8,800.00	0.00	0.00	Object

### Non-Capitalized Equipment

16202540700U	16-17 IDEA FLOW THRU Equipment	0.00	0.00	0.00	10-2540-700-20-462000-10
700	Non-Capitalized Equipment	0.00	0.00	0.00	Object
2540	Function 2540	72,927.00	6,187.01	3,964.00	** Function

## Dir Of Central Supp Serv

### Supplies And Materials

16202610410U	14-15 IDEA FLO THRU SUPPLY	0.00	0.00	0.00	10-2610-410-20-462000-10
400	Supplies And Materials	0.00	0.00	0.00	Object
2610	Dir Of Central Supp Serv	0.00	0.00	0.00	** Function

## Function 2620

### Purchased Services

# Unit Budget FY17 Expenditure Report

Printed: 9/16/2016 9:08 AM  
COLLINSVILLE 10

Education Fund 10						
Account	Description		UNIT FY17 Budget Expenditure	UNIT FY16 YTD Expenditure	UNIT FY16 Budget Expenditure	State Account Number
16202620310U	14-15 IDEA FLO THRU Prof Serv		0.00	0.00	0.00	10-2620-310-20-462000-10
	<b>300 Purchased Services</b>		0.00	0.00	0.00	Object
	<b>2620 Function 2620</b>		0.00	0.00	0.00	** Function
<b>Function 2630</b>						
<b>Purchased Services</b>						
16202660310U	14-15 IDEA fLO THRU Purchased		0.00	0.00	0.00	10-2630-310-20-462000-10
	<b>300 Purchased Services</b>		0.00	0.00	0.00	Object
	<b>2630 Function 2630</b>		0.00	0.00	0.00	** Function
<b>Other Support Services</b>						
<b>Purchased Services</b>						
16202900314U	16-17 IDEA FLO THRU CONSULTANT		30,000.00	0.00	0.00	10-2900-314-20-462000-10
	<b>300 Purchased Services</b>		30,000.00	0.00	0.00	Object
	<b>2900 Other Support Services</b>		30,000.00	0.00	0.00	** Function
<b>Nonpublic School Pupils</b>						
<b>Salaries</b>						
16203700110U	16-17 IDEA SLP Private Par		13,000.00	3,098.10	1,549.00	10-3700-110-20-462000-10
	<b>100 Salaries</b>		13,000.00	3,098.10	1,549.00	Object
<b>Employee Benefits</b>						
16203700210U	16-17 IDEA SLP Fed TRS		4,600.00	255.59	256.00	10-3700-210-20-462000-10
16203700221U	16-17 IDEA SLP Private Par (L)		3.00	1.32	1.00	10-3700-221-20-462000-10
16203700222U	16-17 IDEA SLP Private Pa (H)		2,000.00	452.25	226.00	10-3700-222-20-462000-10
	<b>200 Employee Benefits</b>		6,603.00	709.16	483.00	Object
	<b>3700 Nonpublic School Pupils</b>		19,603.00	3,807.26	2,032.00	** Function
<b>Payments Sp Ed Programs</b>						
<b>Purchased Services</b>						
16204120314U	NA IDEA FLO THRU PAYMENT (D		0.00	0.00	0.00	10-4120-314-20-462000-10
	<b>300 Purchased Services</b>		0.00	0.00	0.00	Object
	<b>4120 Payments Sp Ed Programs</b>		0.00	0.00	0.00	** Function
	<b>20 16-17 IDEA FLO THRU (4620, 4625)</b>		2,050,144.00	241,159.22	135,392.00	* Department
<b>15-16 IDEA FLO THRU (4620, 4625)</b>						
<b>Cross-Categorical (Cc)</b>						

# Unit Budget FY17 Expenditure Report

Printed: 9/16/2016 9:08 AM  
COLLINSVILLE 10

## Education Fund 10

Department 21 15-16 IDEA FLO THRU (4620, 4625)  
Function 1220 Cross-Categorical (Cc)  
Object 100 Salaries

Account	Description	UNIT FY17 Budget Expenditure	UNIT FY16 YTD Expenditure	UNIT FY16 Budget Expenditure	State Account Number
<b>Salaries</b>					
16211220110U	15-16 IDEA FLO THRU SALARIES (3)	9,500.00	93,802.92	125,000.00	10-1220-110-21-462000-10
16211220110H	NA IDEA FLO THRU SALARIES	0.00	0.00	0.00	10-1220-110-21-462000-23
16211220111U	IDEA FLO THRU CERT STIPE	150.00	0.00	0.00	10-1220-111-21-462000-10
16211220115U	15-16 IDEA FLO THRU ASST (33.8 FTE)	77,751.00	651,161.45	670,431.00	10-1220-115-21-10
16211220115H	NA IDEA FLO THRU SALARIES	0.00	0.00	0.00	10-1220-115-21-23
16211220115N	NA IDEA FLO THRU SALARIES	0.00	0.00	0.00	10-1220-115-21-27
16211220116U	NA IDEA FLO THRU SUBS	0.00	0.00	0.00	10-1220-116-21-10
16211220120U	15-16 IDEA FLO THRU SUBS	0.00	50,209.78	0.00	10-1220-120-21-10
<b>100</b>	<b>Salaries</b>	<b>87,401.00</b>	<b>795,174.15</b>	<b>795,431.00</b>	<b>Object</b>
<b>Employee Benefits</b>					
16211220210U	15-16 IDEA FLO THRU FED TRS	3,425.00	50,787.10	40,000.00	10-1220-210-21-10
16211220210H	NA IDEA FLO THRU FED TRS	0.00	0.00	0.00	10-1220-210-21-23
16211220221U	15-16 IDEA FLO THRU LIFE	99.00	681.58	759.00	10-1220-221-21-10
16211220221H	NA IDEA FLO THRU SALAR (L)	0.00	0.00	0.00	10-1220-221-21-23
16211220222U	15-16 IDEA FLO THRU HEALTH	38,279.00	306,977.63	387,600.00	10-1220-222-21-10
16211220222H	NA IDEA FLO THRU SALAR (DF3)	0.00	0.00	0.00	10-1220-222-21-23
<b>200</b>	<b>Employee Benefits</b>	<b>41,803.00</b>	<b>358,446.31</b>	<b>428,359.00</b>	<b>Object</b>
<b>Purchased Services</b>					
16211220310U	15-16 IDEA FLO THRU Consulting	0.00	53,025.00	45,000.00	10-1220-310-21-10
16211220314U	15-16 IDEA FLO THRU	0.00	128,610.32	125,000.00	10-1220-314-21-10
<b>300</b>	<b>Purchased Services</b>	<b>0.00</b>	<b>181,635.32</b>	<b>170,000.00</b>	<b>Object</b>
<b>Supplies And Materials</b>					
162112204101	NA IDEA FLO THRU ELEM Suppl	0.00	0.00	0.00	10-1220-410-21-01
162112204102	NA IDEA FLO THRU CMS	0.00	0.00	0.00	10-1220-410-21-02
162112204103	NA IDEA FLO THRU CHS	0.00	0.00	0.00	10-1220-410-21-03
16211220410U	15-16 IDEA FLO THRU SUPPLIES	0.00	58,778.18	125,000.00	10-1220-410-21-10
162112204112	NA IDEA FLO THRU CMS TEXTS	0.00	0.00	0.00	10-1220-411-21-02
162112204113	NA IDEA FLO THRU CHS TEXTS	0.00	0.00	0.00	10-1220-411-21-03
162112204111	NA IDEA FLO THRU ELEM TEXT	0.00	0.00	0.00	10-1220-411-21-10
16211220470U	15-16 IDEA Flow Thru Supplies Ink	0.00	24,776.10	25,000.00	10-1220-470-21-10
<b>400</b>	<b>Supplies And Materials</b>	<b>0.00</b>	<b>83,554.28</b>	<b>150,000.00</b>	<b>Object</b>
<b>Capital Outlay</b>					
16211220540U	15-16 IDEA FLOW THRU CAP EQUIP	0.00	1,265.02	5,000.00	10-1220-540-21-10

# Unit Budget FY17 Expenditure Report

Printed: 9/16/2016 9:08 AM  
COLLINSVILLE 10

Education Fund 10						
Account	Description	UNIT FY17 Budget Expenditure	UNIT FY16 YTD Expenditure	UNIT FY16 Budget Expenditure	State Account Number	
16211220590U	NA IDEA Flow Thru Cap Equip	0.00	0.00	0.00	10-1220-590-21-10	
	<b>500 Capital Outlay</b>	0.00	1,265.02	5,000.00	Object	
<b>Non-Capitalized Equipment</b>						
16211220700U	NA IDEA FLO THRU EQUIP	0.00	0.00	0.00	10-1220-700-21-10	
	<b>700 Non-Capitalized Equipment</b>	0.00	0.00	0.00	Object	
	<b>1220 Cross-Categorical (Cc)</b>	129,204.00	1,420,075.08	1,548,790.00	** Function	
<b>Function 2110</b>						
<b>Salaries</b>						
16212110110U	15-16 IDEA FLO THRU SALARIES	6,538.00	38,135.69	0.00	10-2110-110-21-10	
16212110110H	15-16 IDEA FLO THRU SALARIES (1)	0.00	0.00	44,000.00	10-2110-110-21-23	
	<b>100 Salaries</b>	6,538.00	38,135.69	44,000.00	Object	
<b>Employee Benefits</b>						
16212110210U	15-16 IDEA FLO THRU FED TRS	2,358.00	13,162.31	15,025.00	10-2110-210-21-10	
16212110210H	15-16 IDEA FLO THRU FED TRS	0.00	0.00	0.00	10-2110-210-21-23	
16212110221U	15-16 IDEA FLO THRU LIFE	16.00	10.45	16.00	10-2110-221-21-10	
16212110221H	NA IDEA FLO THRU LIFE	3.00	0.00	3.00	10-2110-221-21-23	
16212110222U	15-16 IDEA FLO THRU HEALTH	1,083.00	5,493.01	7,770.00	10-2110-222-21-10	
16212110222H	NA IDEA FLO THRU MEDICAL	0.00	0.00	0.00	10-2110-222-21-23	
	<b>200 Employee Benefits</b>	3,460.00	18,665.77	22,814.00	Object	
<b>Purchased Services</b>						
16212110310U	15-16 IDEA FLO TH Services	0.00	0.00	46,632.00	10-2110-310-21-10	
	<b>300 Purchased Services</b>	0.00	0.00	46,632.00	Object	
<b>Supplies And Materials</b>						
16212110410U	NA IDEA FLO THRU SUPPLIES	0.00	11,042.22	0.00	10-2110-410-21-10	
16212110410H	NA IDEA FLO THRU SUPPLIES	0.00	0.00	0.00	10-2110-410-21-23	
	<b>400 Supplies And Materials</b>	0.00	11,042.22	0.00	Object	
	<b>2110 Function 2110</b>	9,998.00	67,843.68	113,446.00	** Function	
<b>Function 2130</b>						
<b>Salaries</b>						
16212130110U	15-16 IDEA FLO THRU SALARIES (3)	0.00	2,298.95	0.00	10-2130-110-21-10	
16212130115U	15-16 IDEA FLO THRU SALARY (1.4)	2,345.00	18,167.51	15,610.00	10-2130-115-21-10	
	<b>100 Salaries</b>	2,345.00	20,466.46	15,610.00	Object	
<b>Employee Benefits</b>						

# Unit Budget FY17 Expenditure Report

Printed: 9/16/2016 9:08 AM  
COLLINSVILLE 10

Education Fund 10						
Account	Description	UNIT FY17 Budget Expenditure	UNIT FY16 YTD Expenditure	UNIT FY16 Budget Expenditure	State Account Number	
16212130210U	15-16 IDEA FLO THRU FED TRS	0.00	829.00	0.00	10-2130-210-21-10	
16212130221U	15-16 IDEA FLO THRU LIFE	4.00	20.03	31.00	10-2130-221-21-10	
16212130222U	15-16 IDEA FLO THRU HEALTH	1,812.00	11,709.42	12,000.00	10-2130-222-21-10	
	<b>200 Employee Benefits</b>	<b>1,816.00</b>	<b>12,558.45</b>	<b>12,031.00</b>	<b>Object</b>	
<b>Purchased Services</b>						
16212130310U	15-16 IDEA FLO TH Health Servi	0.00	42,485.00	46,632.00	10-2130-310-21-10	
	<b>300 Purchased Services</b>	<b>0.00</b>	<b>42,485.00</b>	<b>46,632.00</b>	<b>Object</b>	
<b>Supplies And Materials</b>						
16212130410U	15-16 IDEA FLO THRU SUPPLIES	0.00	777.77	2,500.00	10-2130-410-21-10	
	<b>400 Supplies And Materials</b>	<b>0.00</b>	<b>777.77</b>	<b>2,500.00</b>	<b>Object</b>	
<b>Non-Capitalized Equipment</b>						
16212130700U	NA IDEA FLO THRU Equipment	0.00	0.00	0.00	10-2130-700-21-10	
	<b>700 Non-Capitalized Equipment</b>	<b>0.00</b>	<b>0.00</b>	<b>0.00</b>	<b>Object</b>	
	<b>2130 Function 2130</b>	<b>4,161.00</b>	<b>76,287.68</b>	<b>76,773.00</b>	<b>** Function</b>	
<b>Function 2140</b>						
<b>Salaries</b>						
16212140110U	NA IDEA FLO THRU SALARY	0.00	3,067.18	0.00	10-2140-110-21-10	
16212140115U	15-16 IDEA FLO THRU Intern (1)	2,519.00	14,481.49	17,000.00	10-2140-115-21-10	
	<b>100 Salaries</b>	<b>2,519.00</b>	<b>17,548.67</b>	<b>17,000.00</b>	<b>Object</b>	
<b>Employee Benefits</b>						
16212140210U	NA IDEA FLO THRU FED TRS	0.00	1,106.03	0.00	10-2140-210-21-10	
16212140211U	15-16 IDEA FLO THRU TRS	0.00	0.00	0.00	10-2140-211-21-10	
16212140221U	15-16 IDEA FLO THRU	3.00	12.65	16.00	10-2140-221-21-10	
16212140222U	15-16 IDEA FLO THRU	1,312.00	7,347.60	7,770.00	10-2140-222-21-10	
	<b>200 Employee Benefits</b>	<b>1,315.00</b>	<b>8,466.28</b>	<b>7,786.00</b>	<b>Object</b>	
<b>Purchased Services</b>						
16212140310U	NA IDEA FLO THRU EVALUATION	0.00	0.00	0.00	10-2140-310-21-10	
	<b>300 Purchased Services</b>	<b>0.00</b>	<b>0.00</b>	<b>0.00</b>	<b>Object</b>	
<b>Supplies And Materials</b>						
16212140410U	15-16 IDEA FLO THRU SUPPLIES	0.00	2,329.35	1,000.00	10-2140-410-21-10	
	<b>400 Supplies And Materials</b>	<b>0.00</b>	<b>2,329.35</b>	<b>1,000.00</b>	<b>Object</b>	
	<b>2140 Function 2140</b>	<b>3,834.00</b>	<b>28,344.30</b>	<b>25,786.00</b>	<b>** Function</b>	
<b>Function 2150</b>						

# Unit Budget FY17 Expenditure Report

Printed: 9/16/2016 9:08 AM  
COLLINSVILLE 10

Education Fund 10						
Account	Description		UNIT FY17 Budget Expenditure	UNIT FY16 YTD Expenditure	UNIT FY16 Budget Expenditure	State Account Number

<b>Salaries</b>						
16212150110U		15-16 IDEA FLO THRU SALARIES	0.00	3,021.66	2,000.00	10-2150-110-21-10
	<b>100</b>	<b>Salaries</b>	0.00	3,021.66	2,000.00	Object
<b>Employee Benefits</b>						
16212150210U		NA IDEA FLO THRU FED TRS	0.00	1,089.61	0.00	10-2150-210-21-10
16212150211U		NA IDEA FLO THRU TRS	0.00	0.00	0.00	10-2150-211-21-10
16212150221U		NA IDEA FLO THRU LIFE	0.00	0.00	0.00	10-2150-221-21-10
16212150222U		NA IDEA FLO THRU HEALTH	0.00	183.78	0.00	10-2150-222-21-10
	<b>200</b>	<b>Employee Benefits</b>	0.00	1,273.39	0.00	Object
<b>Purchased Services</b>						
16212150310U		NA IDEA FLO THRU EVALUATION	0.00	0.00	0.00	10-2150-310-21-10
	<b>300</b>	<b>Purchased Services</b>	0.00	0.00	0.00	Object
<b>Supplies And Materials</b>						
16212150410U		15-16 IDEA FLO THRU SUPPLIES	5,000.00	3,205.84	5,000.00	10-2150-410-21-10
	<b>400</b>	<b>Supplies And Materials</b>	5,000.00	3,205.84	5,000.00	Object
<b>Capital Outlay</b>						
16212150540U		NA IDEA FLO Thru Equipment	0.00	0.00	0.00	10-2150-540-21-10
	<b>500</b>	<b>Capital Outlay</b>	0.00	0.00	0.00	Object
<b>Non-Capitalized Equipment</b>						
16212150700U		NA IDEA FLO Thru Equipment	0.00	0.00	0.00	10-2150-700-21-10
	<b>700</b>	<b>Non-Capitalized Equipment</b>	0.00	0.00	0.00	Object
	<b>2150</b>	<b>Function 2150</b>	5,000.00	7,500.89	7,000.00	** Function

<b>Function 2210</b>						
<b>Salaries</b>						
16212210110U		NA IDEA FLO THRU SALARY	0.00	9,000.00	0.00	10-2210-110-21-10
16212210111U		NA IDEA FLO THRU CERTIFIED	0.00	0.00	0.00	10-2210-111-21-10
16212210115U		NA IDEA FLO THRU SALARY	0.00	550.00	0.00	10-2210-115-21-10
16212210120U		NA IDEA FLO THRU SUBS	0.00	405.00	0.00	10-2210-120-21-10
	<b>100</b>	<b>Salaries</b>	0.00	9,955.00	0.00	Object
<b>Employee Benefits</b>						
16212210210U		NA IDEA FLO THRU FED TRS	0.00	3,207.39	0.00	10-2210-210-21-10
16212210211U		NA IDEA FLO THRU TRS	0.00	0.00	0.00	10-2210-211-21-10
16212210221U		NA IDEA FLO THRU LIFE	0.00	0.00	0.00	10-2210-221-21-10

# Unit Budget FY17 Expenditure Report

Printed: 9/16/2016 9:08 AM  
COLLINSVILLE 10

Education Fund 10						
Account	Description	UNIT FY17 Budget Expenditure	UNIT FY16 YTD Expenditure	UNIT FY16 Budget Expenditure	State Account Number	
16212210222U	200 NA IDEA FLO THRU HEALTH Employee Benefits	0.00	5.20	0.00	10-2210-222-21-10	
<b>Purchased Services</b>						
16212210332U	300 15-16 IDEA FLO THRU TRAVEL Purchased Services	2,550.00	71,713.02	75,000.00	10-2210-332-21-10	
<b>Supplies And Materials</b>						
16212210410U	400 15-16 IDEA FLO THRU SUPPLIES Supplies And Materials	0.00	1,333.56	2,000.00	10-2210-410-21-10	
<b>Capital Outlay</b>						
16212210500U	500 NA IDEA Flow Thru Capital Outlay	0.00	0.00	0.00	10-2210-500-21-10	
<b>Non-Capitalized Equipment</b>						
16212210700U	700 NA IDEA FLO THRU EQUIP Non-Capitalized Equipment	0.00	0.00	0.00	10-2210-700-21-10	
	2210 Function 2210	0.00	0.00	0.00	Object	
		2,550.00	86,214.17	77,000.00	** Function	
<b>Function 2220</b>						
<b>Salaries</b>						
16212220115U	100 15-16 IDEA FLO THRU COMP TECH Salaries	4,003.00	64,192.09	68,000.00	10-2220-115-21-10	
<b>Employee Benefits</b>						
16212220221U	15-16 IDEA FLO THRU COMP (L)	2.00	22.86	31.00	10-2220-221-21-10	
16212220222U	200 15-16 IDEA FLO THRU MEDICAL Employee Benefits	849.00	12,061.62	16,000.00	10-2220-222-21-10	
	2220 Function 2220	851.00	12,084.48	16,031.00	Object	
		4,854.00	76,276.57	84,031.00	** Function	
<b>Assessment/Testing</b>						
<b>Purchased Services</b>						
16212230310U	300 NA IDEA FLO THRU EVALUATION Purchased Services	0.00	0.00	0.00	10-2230-310-21-10	
	2230 Assessment/Testing	0.00	0.00	0.00	Object	
		0.00	0.00	0.00	** Function	
<b>Function 2300</b>						
<b>Salaries</b>						
16212300111U	NA IDEA FLO THRU STIPENDS	0.00	0.00	0.00	10-2300-111-21-10	

# Unit Budget FY17 Expenditure Report

Printed: 9/16/2016 9:08 AM  
COLLINSVILLE 10

## Education Fund 10

Department 21 15-16 IDEA FLO THRU (4620, 4625)  
Function 2300 Function 2300  
Object 100 Salaries

Account	Description	UNIT FY17 Budget Expenditure	UNIT FY16 YTD Expenditure	UNIT FY16 Budget Expenditure	State Account Number
---------	-------------	------------------------------------	------------------------------	------------------------------------	----------------------

100	Salaries	0.00	0.00	0.00	Object
2300	Function 2300	0.00	0.00	0.00	** Function

### Function 2310

#### Purchased Services

16212310310U	NA IDEA FLOW THR	0.00	0.00	0.00	10-2310-310-21-10
300	Purchased Services	0.00	0.00	0.00	Object
2310	Function 2310	0.00	0.00	0.00	** Function

### Special Area Adm. Serv

#### Salaries

16212330115U	15-16 IDEA FLO THRU SALARY (0.5)	0.00	11,454.95	26,000.00	10-2330-115-21-10
100	Salaries	0.00	11,454.95	26,000.00	Object

#### Employee Benefits

16212330221U	15-16 IDEA FLO THRU SALAR (L)	0.00	2.85	16.00	10-2330-221-21-10
16212330222U	15-16 IDEA FLO THRU SALARY	0.00	1,474.65	7,770.00	10-2330-222-21-10
200	Employee Benefits	0.00	1,477.50	7,786.00	Object

#### Purchased Services

16212330310U	NA IDEA FLO THRU	0.00	0.00	0.00	10-2330-310-21-10
16212330314U	IDEA FLO THRU Service	2,695.00	0.00	0.00	10-2330-314-21-10
16212330317U	NA IDEA FLO THRU AUDIT	0.00	0.00	0.00	10-2330-317-21-10
16212330318U	NA IDEA FLO THRU LEGAL	0.00	0.00	0.00	10-2330-318-21-10
16212330323U	NA IDEA FLO THRU REPAIRS	0.00	0.00	0.00	10-2330-323-21-10
16212330340U	NA IDEA FLO THRU TELEPHONE	0.00	1,837.87	0.00	10-2330-340-21-10
16212330360U	15-16 IDEA FLO THRU PRINTING	0.00	729.82	750.00	10-2330-360-21-10
300	Purchased Services	2,695.00	2,567.69	750.00	Object

#### Supplies And Materials

16212330410U	15-16 IDEA FLO THRU SUPPLIES	140.00	6,305.46	8,000.00	10-2330-410-21-10
16212330410H	NA IDEA FLO THRU SUPPLIES	0.00	0.00	0.00	10-2330-410-21-23
16212330470U	NA IDEA FLO THRU SOFTWARE	0.00	0.00	0.00	10-2330-470-21-10
400	Supplies And Materials	140.00	6,305.46	8,000.00	Object

#### Other Objects

16212330640U	NA IDEA FLO THRU DUES/FEES	0.00	1,429.00	0.00	10-2330-640-21-10
600	Other Objects	0.00	1,429.00	0.00	Object

#### Non-Capitalized Equipment

# Unit Budget FY17 Expenditure Report

Printed: 9/16/2016 9:08 AM  
COLLINSVILLE 10

## Education Fund 10

Department 21 15-16 IDEA FLO THRU (4620, 4625)  
Function 2330 Special Area Adm. Serv  
Object 700 Non-Capitalized Equipment

Account	Description	UNIT FY17 Budget Expenditure	UNIT FY16 YTD Expenditure	UNIT FY16 Budget Expenditure	State Account Number
16212330700U	NA IDEA FLO THRU EQUIPMENT	0.00	0.00	0.00	10-2330-700-21-10
	<b>700 Non-Capitalized Equipment</b>	0.00	0.00	0.00	Object
	<b>2330 Special Area Adm. Serv</b>	2,835.00	23,234.60	42,536.00	** Function
<b>Function 2400</b>					
<b>Salaries</b>					
16212400110U	15-16 IDEA Flow Cert Superviso	7,995.00	61,290.40	66,500.00	10-2400-110-21-10
16212400115U	15-16 IDEA FLO THRU (1 Sec)	1,132.00	29,718.53	29,000.00	10-2400-115-21-10
16212400116U	15-16 IDEA FLO THRU (Sub Sec)	0.00	38.25	0.00	10-2400-116-21-10
	<b>100 Salaries</b>	9,127.00	91,047.18	95,500.00	Object
<b>Employee Benefits</b>					
16212400221U	15-16 IDEA FLO THRU LIFE (2 )	4.00	29.08	31.00	10-2400-221-21-10
16212400222U	15-16 IDEA FLO THRU HEALTH (2)	1,312.00	14,554.90	16,000.00	10-2400-222-21-10
	<b>200 Employee Benefits</b>	1,316.00	14,583.98	16,031.00	Object
	<b>2400 Function 2400</b>	10,443.00	105,631.16	111,531.00	** Function
<b>Office Of Principal Serv</b>					
<b>Salaries</b>					
16212410115U	NA IDEA FLO THRU SALARIES	0.00	0.00	0.00	10-2410-115-21-10
16212410115H	NA IDEA FLO THRU SALARIES	0.00	0.00	0.00	10-2410-115-21-23
	<b>100 Salaries</b>	0.00	0.00	0.00	Object
<b>Employee Benefits</b>					
16212410221U	NA IDEA FLO THRU LIFE	0.00	0.00	0.00	10-2410-221-21-10
16212410221H	NA IDEA FLO THRU LIFE	0.00	0.00	0.00	10-2410-221-21-23
16212410222U	NA IDEA FLO THRU HEALTH	0.00	0.00	0.00	10-2410-222-21-10
16212410222H	NA IDEA FLO THRU MEDICAL	0.00	0.00	0.00	10-2410-222-21-23
	<b>200 Employee Benefits</b>	0.00	0.00	0.00	Object
	<b>2410 Office Of Principal Serv</b>	0.00	0.00	0.00	** Function
<b>Function 2520</b>					
<b>Purchased Services</b>					
16212520310U	NA IDEA FLO Thru Services	0.00	0.00	0.00	10-2520-310-21-10
	<b>300 Purchased Services</b>	0.00	0.00	0.00	Object
	<b>2520 Function 2520</b>	0.00	0.00	0.00	** Function
<b>Function 2530</b>					

# Unit Budget FY17 Expenditure Report

Printed: 9/16/2016 9:08 AM  
COLLINSVILLE 10

## Education Fund 10

Department 21 15-16 IDEA FLO THRU (4620, 4625)  
Function 2530 Function 2530  
Object 500 Capital Outlay

Account	Description	UNIT FY17 Budget Expenditure	UNIT FY16 YTD Expenditure	UNIT FY16 Budget Expenditure	State Account Number
<b>Capital Outlay</b>					
16212530540U	15-16 IDEA FLO THRU	0.00	22,444.00	22,444.00	10-2530-540-21-10
	500 Capital Outlay	0.00	22,444.00	22,444.00	Object
	2530 Function 2530	0.00	22,444.00	22,444.00	** Function
<b>Function 2540</b>					
<b>Salaries</b>					
16212540115U	15-16 IDEA FLO THRU SALARIES (2)	4,974.00	49,055.42	64,386.00	10-2540-115-21-10
16212540115H	NA IDEA FLO THRU SALARIES	0.00	0.00	0.00	10-2540-115-21-23
	100 Salaries	4,974.00	49,055.42	64,386.00	Object
<b>Employee Benefits</b>					
16212540221U	15-16 IDEA FLO THRU LIFE	4.00	26.57	31.00	10-2540-221-21-10
16212540221H	NA IDEA FLO THRU LIFE	0.00	0.00	0.00	10-2540-221-21-23
16212540222U	15-16 IDEA FLO THRU HEALTH	1,650.00	14,012.75	16,000.00	10-2540-222-21-10
16212540222H	NA IDEA FLO THRU MEDICAL	0.00	0.00	0.00	10-2540-222-21-23
	200 Employee Benefits	1,654.00	14,039.32	16,031.00	Object
<b>Purchased Services</b>					
16212540325U	NA IDEA FLO THRU SPEC ED LE	0.00	0.00	0.00	10-2540-325-21-10
16212540390U	15-16 IDEA FLO THRU SPEC ED	0.00	8,775.00	0.00	10-2540-390-21-10
	300 Purchased Services	0.00	8,775.00	0.00	Object
<b>Supplies And Materials</b>					
16212540466U	NA IDEA FLO THRU ELECTRICIT	0.00	0.00	0.00	10-2540-466-21-10
	400 Supplies And Materials	0.00	0.00	0.00	Object
<b>Capital Outlay</b>					
16212540540U	NA IDEA FLOW Thru	0.00	0.00	0.00	10-2540-540-21-10
16212540540H	NA IDEA FLO THRU CAP EQUIP	0.00	0.00	0.00	10-2540-540-21-23
	500 Capital Outlay	0.00	0.00	0.00	Object
	2540 Function 2540	6,628.00	71,869.74	80,417.00	** Function
<b>Function 2660</b>					
<b>Purchased Services</b>					
16212660310U	15-16 IDEA FLOW Thru Service	0.00	44,002.25	30,000.00	10-2660-310-21-10
	300 Purchased Services	0.00	44,002.25	30,000.00	Object
	2660 Function 2660	0.00	44,002.25	30,000.00	** Function

# Unit Budget FY17 Expenditure Report

Printed: 9/16/2016 9:08 AM  
COLLINSVILLE 10

## Education Fund 10

Department 21 15-16 IDEA FLO THRU (4620, 4625)  
Function 2900 Other Support Services  
Object 300 Purchased Services

Account	Description	UNIT FY17 Budget Expenditure	UNIT FY16 YTD Expenditure	UNIT FY16 Budget Expenditure	State Account Number
---------	-------------	------------------------------------	------------------------------	------------------------------------	----------------------

### Other Support Services

#### Purchased Services

16212900314U	NA IDEA FLO THRU CONSULTANT	0.00	0.00	0.00	10-2900-314-21-10
	<b>300 Purchased Services</b>	<u>0.00</u>	<u>0.00</u>	<u>0.00</u>	Object
	<b>2900 Other Support Services</b>	<u>0.00</u>	<u>0.00</u>	<u>0.00</u>	** Function

### Nonpublic School Pupils

#### Salaries

16213700110U	15-16 IDEA FLO THRU SALARIES (0.35)	2,250.00	12,610.40	20,870.00	10-3700-110-21-10
	<b>100 Salaries</b>	<u>2,250.00</u>	<u>12,610.40</u>	<u>20,870.00</u>	Object

#### Employee Benefits

16213700210U	15-16 IDEA FLO THRU FED TRS	811.00	4,547.23	5,247.00	10-3700-210-21-10
16213700221U	15-16 IDEA FLO THRU SALAR (L)	1.00	2.79	16.00	10-3700-221-21-10
16213700222U	15-16 IDEA FLO THRU MEDICAL	322.00	1,620.31	7,770.00	10-3700-222-21-10
	<b>200 Employee Benefits</b>	<u>1,134.00</u>	<u>6,170.33</u>	<u>13,033.00</u>	Object
	<b>3700 Nonpublic School Pupils</b>	<u>3,384.00</u>	<u>18,780.73</u>	<u>33,903.00</u>	** Function
	<b>21 15-16 IDEA FLO THRU (4620, 4625)</b>	<u>182,891.00</u>	<u>2,048,504.83</u>	<u>2,253,657.00</u>	* Department

### MATHEMATICS

#### Middle-Junior High

#### Salaries

16221120110N	MS MATH SAL (7)	410,000.00	396,812.52	399,000.00	10-1120-110-22-27
16221120120N	MS MATH SUB SAL	5,000.00	5,014.80	6,000.00	10-1120-120-22-27
	<b>100 Salaries</b>	<u>415,000.00</u>	<u>401,827.32</u>	<u>405,000.00</u>	Object

#### Employee Benefits

16221120221N	MS MATH LIFE (7)	100.00	101.30	100.00	10-1120-221-22-27
16221120222N	MS MATH HEALTH (7)	55,000.00	52,962.79	55,000.00	10-1120-222-22-27
	<b>200 Employee Benefits</b>	<u>55,100.00</u>	<u>53,064.09</u>	<u>55,100.00</u>	Object

#### Supplies And Materials

16221120410N	MS MATH SUPPLIES	792.00	716.40	880.00	10-1120-410-22-27
	<b>400 Supplies And Materials</b>	<u>792.00</u>	<u>716.40</u>	<u>880.00</u>	Object
	<b>1120 Middle-Junior High</b>	<u>470,892.00</u>	<u>455,607.81</u>	<u>460,980.00</u>	** Function

### High School

# Unit Budget FY17 Expenditure Report

Printed: 9/16/2016 9:08 AM  
COLLINSVILLE 10

Education Fund 10						
Account	Description	UNIT FY17 Budget Expenditure	UNIT FY16 YTD Expenditure	UNIT FY16 Budget Expenditure	State Account Number	
<b>Salaries</b>						
16221130110G	HS MATH SAL (15)	870,539.00	879,190.70	877,300.00	10-1130-110-22-22	
16221130120G	HS MATH SUB SAL	10,000.00	30,072.37	10,000.00	10-1130-120-22-22	
	<b>100 Salaries</b>	<b>880,539.00</b>	<b>909,263.07</b>	<b>887,300.00</b>	<b>Object</b>	
<b>Employee Benefits</b>						
16221130210G	NA HS MATH/Science Stip FED TRS	0.00	0.00	0.00	10-1130-210-22-22	
16221130221G	HS MATH LIFE (15)	321.00	221.45	321.00	10-1130-221-22-22	
16221130222G	HS MATH HEALTH (15)	118,000.00	116,328.96	118,000.00	10-1130-222-22-22	
	<b>200 Employee Benefits</b>	<b>118,321.00</b>	<b>116,550.41</b>	<b>118,321.00</b>	<b>Object</b>	
<b>Supplies And Materials</b>						
16221130410G	HS MATH SUPPLIES	990.00	1,117.71	1,100.00	10-1130-410-22-22	
	<b>400 Supplies And Materials</b>	<b>990.00</b>	<b>1,117.71</b>	<b>1,100.00</b>	<b>Object</b>	
	<b>1130 High School</b>	<b>999,850.00</b>	<b>1,026,931.19</b>	<b>1,006,721.00</b>	<b>** Function</b>	
	<b>22 MATHEMATICS</b>	<b>1,470,742.00</b>	<b>1,482,538.99</b>	<b>1,467,701.00</b>	<b>* Department</b>	
<b>HS BUSINESS/COMPUTER</b>						
<b>Business &amp; Office</b>						
<b>Salaries</b>						
16231407110G	HS BUS SAL (4.5)	282,609.00	290,962.35	264,725.00	10-1407-110-23-22	
16231407120G	HS BUS SUBS SAL	5,000.00	6,321.00	5,000.00	10-1407-120-23-22	
	<b>100 Salaries</b>	<b>287,609.00</b>	<b>297,283.35</b>	<b>269,725.00</b>	<b>Object</b>	
<b>Employee Benefits</b>						
16231407221G	HS BUS LIFE	120.00	75.15	120.00	10-1407-221-23-22	
16231407222G	HS BUS HEALTH	38,500.00	38,239.41	38,500.00	10-1407-222-23-22	
	<b>200 Employee Benefits</b>	<b>38,620.00</b>	<b>38,314.56</b>	<b>38,620.00</b>	<b>Object</b>	
<b>Supplies And Materials</b>						
16231407410G	Business dept. supplies	400.00	0.00	0.00	10-1407-410-23-22	
16231407411G	HS BUS REPAIR SUPPLIES	110.00	0.00	110.00	10-1407-411-23-22	
	<b>400 Supplies And Materials</b>	<b>510.00</b>	<b>0.00</b>	<b>110.00</b>	<b>Object</b>	
	<b>1407 Business &amp; Office</b>	<b>326,739.00</b>	<b>335,597.91</b>	<b>308,455.00</b>	<b>** Function</b>	
	<b>23 HS BUSINESS/COMPUTER</b>	<b>326,739.00</b>	<b>335,597.91</b>	<b>308,455.00</b>	<b>* Department</b>	

**LUNCH PROGRAM**

**Function 2560**

# Unit Budget FY17 Expenditure Report

Printed: 9/16/2016 9:08 AM  
COLLINSVILLE 10

Education Fund 10					
Account	Description	UNIT FY17 Budget Expenditure	UNIT FY16 YTD Expenditure	UNIT FY16 Budget Expenditure	State Account Number
<b>Purchased Services</b>					
16242560310U	LUNCH PROG CONT FOOD SVC CHGS	1,960,000.00	1,895,723.39	1,995,000.00	10-2560-310-24-10
16242560312U	REIMB MADISON CO CENTER FOR ED	0.00	0.00	0.00	10-2560-312-24-10
16242560313U	CONTRACTED LABOR CHARGES	0.00	0.00	0.00	10-2560-313-24-10
<b>300</b>	<b>Purchased Services</b>	<u>1,960,000.00</u>	<u>1,895,723.39</u>	<u>1,995,000.00</u>	Object
<b>2560</b>	<b>Function 2560</b>	<u>1,960,000.00</u>	<u>1,895,723.39</u>	<u>1,995,000.00</u>	** Function
<b>Food Preparation/Dispns Sv</b>					
<b>Purchased Services</b>					
16242562323U	LUNCH PROG REP MAINT SERV	40,000.00	45,183.28	40,000.00	10-2562-323-24-10
<b>300</b>	<b>Purchased Services</b>	<u>40,000.00</u>	<u>45,183.28</u>	<u>40,000.00</u>	Object
<b>Supplies And Materials</b>					
16242562410U	LUNCH PROG COMMODITY FREIGHT	10,000.00	252.29	25,000.00	10-2562-410-24-10
16242562411U	LUNCH PROG NON FOOD	4,320.00	3,171.59	4,800.00	10-2562-411-24-10
16242562412U	BULK FEEDING ITEMS (Fund 20)	0.00	0.00	0.00	10-2562-412-24-10
<b>400</b>	<b>Supplies And Materials</b>	<u>14,320.00</u>	<u>3,423.88</u>	<u>29,800.00</u>	Object
<b>2562</b>	<b>Food Preparation/Dispns Sv</b>	<u>54,320.00</u>	<u>48,607.16</u>	<u>69,800.00</u>	** Function
<b>Food Delivery Services</b>					
<b>Salaries</b>					
16242563110U	LUNCH Truck SALARIES (1)	53,500.00	49,829.41	53,500.00	10-2563-110-24-10
16242563120U	LUNCH PROG DIST SUB SALARIES	4,500.00	6,715.80	4,500.00	10-2563-120-24-10
16242563130U	LUNCH PROG DIST OT SALARIES	300.00	0.00	300.00	10-2563-130-24-10
<b>100</b>	<b>Salaries</b>	<u>58,300.00</u>	<u>56,545.21</u>	<u>58,300.00</u>	Object
<b>Employee Benefits</b>					
16242563221U	LUNCH PROG DIST LIFE	23.00	15.13	23.00	10-2563-221-24-10
16242563222U	LUNCH PROG DIST HEALTH	7,770.00	7,710.68	7,770.00	10-2563-222-24-10
16242563240U	LUNCH PROG DIST UNIFORMS	0.00	0.00	0.00	10-2563-240-24-10
<b>200</b>	<b>Employee Benefits</b>	<u>7,793.00</u>	<u>7,725.81</u>	<u>7,793.00</u>	Object
<b>Purchased Services</b>					
16242563323U	LUNCH PROG DIST REP MAINT SERV	7,907.00	4,238.89	7,907.00	10-2563-323-24-10
<b>300</b>	<b>Purchased Services</b>	<u>7,907.00</u>	<u>4,238.89</u>	<u>7,907.00</u>	Object
<b>Supplies And Materials</b>					
16242563410U	LUNCH PROG DIST SUPPLIES	200.00	95.42	200.00	10-2563-410-24-10
16242563464U	LUNCH PROG DIST GASOLINE	4,000.00	3,171.58	6,000.00	10-2563-464-24-10

# Unit Budget FY17 Expenditure Report

Printed: 9/16/2016 9:08 AM  
COLLINSVILLE 10

**Education Fund 10**

Department 24 LUNCH PROGRAM  
Function 2563 Food Delivery Services  
Object 400 Supplies And Materials

Account	Description	UNIT FY17 Budget Expenditure	UNIT FY16 YTD Expenditure	UNIT FY16 Budget Expenditure	State Account Number
---------	-------------	------------------------------------	------------------------------	------------------------------------	----------------------

400	Supplies And Materials	4,200.00	3,267.00	6,200.00	Object
2563	Food Delivery Services	78,200.00	71,776.91	80,200.00	** Function

**Other Food Services**

**Purchased Services**

16242569300U	Fed Fresh Fruit & Veg Grant	0.00	0.00	0.00	10-2569-300-24-10
300	Purchased Services	0.00	0.00	0.00	Object

**Supplies And Materials**

16242569400U	FED Fresh Fruit & Veg Grant	0.00	0.00	0.00	10-2569-400-24-10
400	Supplies And Materials	0.00	0.00	0.00	Object
2569	Other Food Services	0.00	0.00	0.00	** Function
24	LUNCH PROGRAM	2,092,520.00	2,016,107.46	2,145,000.00	* Department

**16-17 PRE-K AT RISK (3705-00)**

**Instruction**

**Capital Outlay**

16261000540U	14-15 PRE-K AT RISK CAPITAL	0.00	0.00	0.00	10-1000-540-26-370500-10
500	Capital Outlay	0.00	0.00	0.00	Object
1000	Instruction	0.00	0.00	0.00	** Function

**PRE K PROGRAM**

**Salaries**

16261125110U	16-17 PRE-K AT RISK INST (4)	155,000.00	26,244.59	13,122.00	10-1125-110-26-370500-10
16261125115U	16-17 PRE-K AT RISKINST AID(4)	48,000.00	8,999.22	4,500.00	10-1125-115-26-370500-10
16261125116U	16-17 PRE-K AT RISK SUBS	1,000.00	0.00	0.00	10-1125-116-26-370500-10
16261125120U	16-17 PRE-K AT RISK SUBS	16,000.00	2,700.00	0.00	10-1125-120-26-370500-10
100	Salaries	220,000.00	37,943.81	17,622.00	Object

**Employee Benefits**

16261125211U	NA PRE-K AT RISK TRS	0.00	0.00	0.00	10-1125-211-26-370500-10
16261125221U	16-17 PRE-K AT RISK LIFE	101.00	20.24	10.00	10-1125-221-26-370500-10
16261125222U	16-17 PRE-K AT RISK HEALTH	53,000.00	9,722.00	5,184.00	10-1125-222-26-370500-10
200	Employee Benefits	53,101.00	9,742.24	5,194.00	Object

**Purchased Services**

16261125314U	16-17 PRE-K AT RISK INSTR SVCS	0.00	0.00	0.00	10-1125-314-26-370500-10
16261125332U	16-17 PRE-K AT RISK TRAVEL	0.00	0.00	0.00	10-1125-332-26-370500-10

# Unit Budget FY17 Expenditure Report

Printed: 9/16/2016 9:08 AM  
COLLINSVILLE 10

Education Fund 10						
Account	Description	UNIT FY17 Budget Expenditure	UNIT FY16 YTD Expenditure	UNIT FY16 Budget Expenditure	State Account Number	
	<b>300 Purchased Services</b>	0.00	0.00	0.00	Object	
<b>Supplies And Materials</b>						
16261125410U	16-17 PRE-K AT RISK SUPPLIES	10,000.00	0.00	0.00	10-1125-410-26-370500-10	
	<b>400 Supplies And Materials</b>	10,000.00	0.00	0.00	Object	
	<b>1125 PRE K PROGRAM</b>	283,101.00	47,686.05	22,816.00	** Function	
<b>Function 2210</b>						
<b>Salaries</b>						
16262210116U	14-15 PRE-K AT RISK noncertsub	0.00	0.00	0.00	10-2210-116-26-370500-10	
16262210120U	14-15 PRE-K AT RISK SUBS	0.00	0.00	0.00	10-2210-120-26-370500-10	
	<b>100 Salaries</b>	0.00	0.00	0.00	Object	
<b>Purchased Services</b>						
16262210332U	16-17 PRE-K AT RISK TRAVEL	3,000.00	0.00	0.00	10-2210-332-26-370500-10	
	<b>300 Purchased Services</b>	3,000.00	0.00	0.00	Object	
	<b>2210 Function 2210</b>	3,000.00	0.00	0.00	** Function	
<b>Special Area Adm. Serv</b>						
<b>Salaries</b>						
16262330115U	16-17 PRE-K AT RISK CL SAL	12,000.00	2,087.07	0.00	10-2330-115-26-370500-10	
	<b>100 Salaries</b>	12,000.00	2,087.07	0.00	Object	
<b>Employee Benefits</b>						
16262330211U	14-15 PRE-K AT RISK TRS	0.00	0.00	0.00	10-2330-211-26-370500-10	
	<b>200 Employee Benefits</b>	0.00	0.00	0.00	Object	
<b>Supplies And Materials</b>						
16262330410U	14-15 PRE-K AT RISK SUPPLIES	0.00	0.00	0.00	10-2330-410-26-370500-10	
	<b>400 Supplies And Materials</b>	0.00	0.00	0.00	Object	
	<b>2330 Special Area Adm. Serv</b>	12,000.00	2,087.07	0.00	** Function	
<b>Function 2540</b>						
<b>Supplies And Materials</b>						
16262540410U	14-15 PRE-K AT RISK SUPPLIES	0.00	0.00	0.00	10-2540-410-26-370500-10	
	<b>400 Supplies And Materials</b>	0.00	0.00	0.00	Object	
<b>Capital Outlay</b>						
16262540590U	14-15 PRE-K AT RISK CAPITAL	0.00	0.00	0.00	10-2540-590-26-370500-10	
	<b>500 Capital Outlay</b>	0.00	0.00	0.00	Object	

# Unit Budget FY17 Expenditure Report

Printed: 9/16/2016 9:08 AM  
COLLINSVILLE 10

Education Fund 10					
Account	Description	UNIT FY17 Budget Expenditure	UNIT FY16 YTD Expenditure	UNIT FY16 Budget Expenditure	State Account Number
2540	Function 2540	0.00	0.00	0.00	** Function
<b>Function 2560</b>					
<b>Supplies And Materials</b>					
16262560410U	NA PRE-K AT RISK SUPPLIES	0.00	0.00	0.00	10-2560-410-26-370500-10
400	Supplies And Materials	0.00	0.00	0.00	Object
2560	Function 2560	0.00	0.00	0.00	** Function
<b>Civic Services</b>					
<b>Salaries</b>					
16263300115U	16-17 PRE-K AT RISK INSTR AIDE	35,000.00	5,602.06	2,801.00	10-3300-115-26-370500-10
16263300120U	NA PRE-K AT RISK SUBS	0.00	0.00	0.00	10-3300-120-26-370500-10
100	Salaries	35,000.00	5,602.06	2,801.00	Object
<b>Employee Benefits</b>					
16263300211U	NA PRE-K AT RISK TRS	0.00	0.00	0.00	10-3300-211-26-370500-10
16263300221U	16-17 PRE-K AT RISK INSTR LIFE	10.00	1.85	1.00	10-3300-221-26-370500-10
16263300222U	16-17 PRE-K AT RISK HEALTH	5,000.00	967.52	484.00	10-3300-222-26-370500-10
200	Employee Benefits	5,010.00	969.37	485.00	Object
<b>Purchased Services</b>					
16263300314U	14-15 PRE-K AT RISK Purchased	0.00	0.00	0.00	10-3300-314-26-370500-10
16263300332U	14-15 PRE-K AT RISK TRAVEL	0.00	0.00	0.00	10-3300-332-26-370500-10
16263300340U	NA PRE-K AT RISK TELEPHONE	0.00	0.00	0.00	10-3300-340-26-370500-10
300	Purchased Services	0.00	0.00	0.00	Object
<b>Supplies And Materials</b>					
16263300410U	14-15 PRE-K AT RISK SUPPLIES	0.00	0.00	0.00	10-3300-410-26-370500-10
400	Supplies And Materials	0.00	0.00	0.00	Object
3300	Civic Services	40,010.00	6,571.43	3,286.00	** Function
26	16-17 PRE-K AT RISK (3705-00)	338,111.00	56,344.55	26,102.00	* Department
<b>15-16 PRE-K AT RISK (3705-00)</b>					
<b>PRE K PROGRAM</b>					
<b>Salaries</b>					
16271125110U	15-16 PRE-K AT RISK SAL(4)	24,500.00	147,146.46	58,254.00	10-1125-110-27-370500-10
16271125115U	15-16 PRE-K AT RISK SAL (1.5 FTE)	8,650.00	46,746.19	36,414.00	10-1125-115-27-370500-10
16271125116U	15-16 PRE-K AT RISK ASST SUBS	500.00	4,373.69	500.00	10-1125-116-27-370500-10

# Unit Budget FY17 Expenditure Report

Printed: 9/16/2016 9:08 AM  
COLLINSVILLE 10

Education Fund 10						
Account	Description	UNIT FY17 Budget Expenditure	UNIT FY16 YTD Expenditure	UNIT FY16 Budget Expenditure	State Account Number	
16271125120U	15-16 PRE-K AT RISK (3705-00)	0.00	16,167.53	0.00	10-1125-120-27-370500-10	
	<b>100 Salaries</b>	33,650.00	214,433.87	95,168.00	Object	
<b>Employee Benefits</b>						
16271125221U	15-16 PRE-K AT RISK LIFE (8)	20.00	101.20	102.00	10-1125-221-27-370500-10	
16271125222U	15-16 PRE-K AT RISK HEALTH	10,534.00	51,922.50	54,000.00	10-1125-222-27-370500-10	
	<b>200 Employee Benefits</b>	10,554.00	52,023.70	54,102.00	Object	
<b>Purchased Services</b>						
16271125314U	15-16 PRE-K AT RISK INSTR SVCS	0.00	4,198.84	500.00	10-1125-314-27-370500-10	
	<b>300 Purchased Services</b>	0.00	4,198.84	500.00	Object	
<b>Supplies And Materials</b>						
16271125410U	15-16 PRE-K AT RISK SUPPLIES	0.00	8,110.06	2,000.00	10-1125-410-27-370500-10	
	<b>400 Supplies And Materials</b>	0.00	8,110.06	2,000.00	Object	
<b>Capital Outlay</b>						
16271125500U	15-16 PRE-K Capitalized Equipm	0.00	1,059.93	850.00	10-1125-500-27-370500-10	
	<b>500 Capital Outlay</b>	0.00	1,059.93	850.00	Object	
	<b>1125 PRE K PROGRAM</b>	44,204.00	279,826.40	152,620.00	** Function	
<b>Function 2210</b>						
<b>Salaries</b>						
16272210116U	15-16 PRE-K SUB NON CERT	0.00	0.00	100.00	10-2210-116-27-370500-10	
16272210120U	15-16 PRE-K SUBS SAL	0.00	0.00	1,500.00	10-2210-120-27-370500-10	
	<b>100 Salaries</b>	0.00	0.00	1,600.00	Object	
<b>Purchased Services</b>						
16272210332U	15-16 PRE-K AT RISK PRF Dev	0.00	3,456.79	2,000.00	10-2210-332-27-370500-10	
	<b>300 Purchased Services</b>	0.00	3,456.79	2,000.00	Object	
	<b>2210 Function 2210</b>	0.00	3,456.79	3,600.00	** Function	
<b>Special Area Adm. Serv</b>						
<b>Salaries</b>						
16272330115U	15-16 PRE-K AT RISK (50%of1)	2,154.00	12,118.45	12,000.00	10-2330-115-27-370500-10	
	<b>100 Salaries</b>	2,154.00	12,118.45	12,000.00	Object	
<b>Employee Benefits</b>						
16272330221U	NA PRE-K AT RISK LIFE	0.00	0.00	0.00	10-2330-221-27-370500-10	
16272330222U	NA PRE-K AT RISK HEALTH	0.00	0.00	0.00	10-2330-222-27-370500-10	

# Unit Budget FY17 Expenditure Report

Printed: 9/16/2016 9:08 AM  
COLLINSVILLE 10

Education Fund 10						
Account	Description	UNIT FY17 Budget Expenditure	UNIT FY16 YTD Expenditure	UNIT FY16 Budget Expenditure	State Account Number	
	<b>200 Employee Benefits</b>	0.00	0.00	0.00	Object	
<b>Supplies And Materials</b>						
16272330410U	15-16 PRE-K AT RISK SUPPLIES	0.00	0.00	500.00	10-2330-410-27-370500-10	
	<b>400 Supplies And Materials</b>	0.00	0.00	500.00	Object	
	<b>2330 Special Area Adm. Serv</b>	2,154.00	12,118.45	12,500.00	** Function	
<b>Function 2540</b>						
<b>Capital Outlay</b>						
16272540500U	NA PRE-K Capitalized Equipm	0.00	0.00	0.00	10-2540-500-27-370500-10	
	<b>500 Capital Outlay</b>	0.00	0.00	0.00	Object	
	<b>2540 Function 2540</b>	0.00	0.00	0.00	** Function	
<b>Function 2560</b>						
<b>Salaries</b>						
16272560115U	NA PRE-K AT RISK (timecard)	0.00	0.00	0.00	10-2560-115-27-370500-10	
	<b>100 Salaries</b>	0.00	0.00	0.00	Object	
<b>Supplies And Materials</b>						
16272560410U	15-16 PRE-K AT RISK SUPPLIES(F	0.00	0.00	900.00	10-2560-410-27-370500-10	
	<b>400 Supplies And Materials</b>	0.00	0.00	900.00	Object	
	<b>2560 Function 2560</b>	0.00	0.00	900.00	** Function	
<b>Civic Services</b>						
<b>Salaries</b>						
16273300110U	NA PRE-K AT RISK SAL	0.00	0.00	0.00	10-3300-110-27-370500-10	
16273300111U	NA PRE-K AT RISK STIPENDS	0.00	0.00	0.00	10-3300-111-27-370500-10	
16273300115U	15-16 PREK at Risk Allen0.75 plus 20 days	5,757.00	31,658.74	36,414.00	10-3300-115-27-370500-10	
16273300116U	NA PRE-K SUB NON CERT	0.00	0.00	0.00	10-3300-116-27-370500-10	
16273300120U	NA PRE-K AT RISK SUBS	0.00	0.00	0.00	10-3300-120-27-370500-10	
	<b>100 Salaries</b>	5,757.00	31,658.74	36,414.00	Object	
<b>Employee Benefits</b>						
16273300211U	NA PRE-K AT RISK TRS	0.00	0.00	0.00	10-3300-211-27-370500-10	
16273300221U	15-16 PRE-K AT RISK LIFE	2.00	9.25	15.00	10-3300-221-27-370500-10	
16273300222U	15-16 PRE-K AT RISK HEALTH	990.00	4,846.72	6,000.00	10-3300-222-27-370500-10	
	<b>200 Employee Benefits</b>	992.00	4,855.97	6,015.00	Object	
<b>Purchased Services</b>						

# Unit Budget FY17 Expenditure Report

Printed: 9/16/2016 9:08 AM  
COLLINSVILLE 10

Education Fund 10						
Account	Description	UNIT FY17 Budget Expenditure	UNIT FY16 YTD Expenditure	UNIT FY16 Budget Expenditure	State Account Number	
16273300314U	15-16 PRE-K Community Activity	500.00	0.00	500.00	10-3300-314-27-370500-10	
16273300329U	15-16 Pre K at R community new	500.00	0.00	500.00	10-3300-329-27-370500-10	
16273300332U	NA PRE-K Travel for Home vi	0.00	202.38	0.00	10-3300-332-27-370500-10	
	<b>300 Purchased Services</b>	<b>1,000.00</b>	<b>202.38</b>	<b>1,000.00</b>	<b>Object</b>	
<b>Supplies And Materials</b>						
16273300410U	NA PRE-K AT RISK SUP (commu	0.00	0.00	0.00	10-3300-410-27-370500-10	
	<b>400 Supplies And Materials</b>	<b>0.00</b>	<b>0.00</b>	<b>0.00</b>	<b>Object</b>	
	<b>3300 Civic Services</b>	<b>7,749.00</b>	<b>36,717.09</b>	<b>43,429.00</b>	<b>** Function</b>	
<b>Function 4100</b>						
<b>Purchased Services</b>						
16274100314U	NA PRE-K AT RISK CONSULTANT	0.00	0.00	0.00	10-4100-314-27-370500-10	
	<b>300 Purchased Services</b>	<b>0.00</b>	<b>0.00</b>	<b>0.00</b>	<b>Object</b>	
	<b>4100 Function 4100</b>	<b>0.00</b>	<b>0.00</b>	<b>0.00</b>	<b>** Function</b>	
	<b>27 15-16 PRE-K AT RISK (3705-00)</b>	<b>54,107.00</b>	<b>332,118.73</b>	<b>213,049.00</b>	<b>* Department</b>	
<b>LIBRARY</b>						
<b>Function 2220</b>						
<b>Salaries</b>						
16282220110G	HS MEDIA CENTER SAL (1)	65,465.00	64,725.54	100,000.00	10-2220-110-28-22	
16282220110N	MS MEDIA CENTER SAL (1)	72,460.00	70,142.38	70,500.00	10-2220-110-28-27	
16282220115G	HS MEDIA CENTER AIDE SAL (1)	26,000.00	25,402.46	25,000.00	10-2220-115-28-22	
16282220116G	HS LIB MEDIA CENTER SUBS SAL	400.00	0.00	400.00	10-2220-116-28-22	
16282220120G	HS MEDIA CENTER SUB SAL	500.00	225.00	500.00	10-2220-120-28-22	
16282220120N	MS MEDIA CENTER SUB SAL	0.00	0.00	0.00	10-2220-120-28-27	
	<b>100 Salaries</b>	<b>164,825.00</b>	<b>160,495.38</b>	<b>196,400.00</b>	<b>Object</b>	
<b>Employee Benefits</b>						
16282220221G	HS MEDIA CENTER LIFE (3)	31.00	28.98	46.00	10-2220-221-28-22	
16282220221N	MS MEDIA CENTER LIFE (1)	16.00	14.72	16.00	10-2220-221-28-27	
16282220222G	HS MEDIA CENTER HEALTH (3)	23,000.00	15,426.78	23,000.00	10-2220-222-28-22	
16282220222N	MS MEDIA CENTER HEALTH (1)	8,670.00	8,440.16	8,670.00	10-2220-222-28-27	
	<b>200 Employee Benefits</b>	<b>31,717.00</b>	<b>23,910.64</b>	<b>31,732.00</b>	<b>Object</b>	
<b>Purchased Services</b>						
16282220319U	UNIT MEDIA PURCHASED SVCS	25,000.00	11,380.80	25,000.00	10-2220-319-28-10	
162822203234	ELEM MEDIA PURCHASED SVCS	3,300.00	1,735.00	3,300.00	10-2220-323-28-04	

# Unit Budget FY17 Expenditure Report

Printed: 9/16/2016 9:08 AM  
COLLINSVILLE 10

Education Fund 10						
Account	Description	UNIT FY17 Budget Expenditure	UNIT FY16 YTD Expenditure	UNIT FY16 Budget Expenditure	State Account Number	
16282220323G	HS MEDIA PURCHASED SVCS	1,650.00	1,519.00	1,650.00	10-2220-323-28-22	
16282220323N	MS MEDIA PURCHASED SVCS	1,925.00	1,039.00	1,925.00	10-2220-323-28-27	
	<b>300 Purchased Services</b>	<b>31,875.00</b>	<b>15,673.80</b>	<b>31,875.00</b>	<b>Object</b>	
<b>Supplies And Materials</b>						
162822204104	ELEM MEDIA CENTER BOOKS	1,287.00	463.22	1,430.00	10-2220-410-28-04	
16282220410U	UNIT MEDIA CENTER SUPPLIES	13,500.00	15,194.64	15,000.00	10-2220-410-28-10	
16282220410G	HS MEDIA CENTER BOOKS	1,080.00	1,248.59	1,200.00	10-2220-410-28-22	
16282220410N	MS MEDIA CENTER BOOKS	4,500.00	4,460.41	5,000.00	10-2220-410-28-27	
162822204304	ELEM MEDIA CENTER MATLS	9,000.00	9,783.53	10,000.00	10-2220-430-28-04	
16282220430G	HS MEDIA CENTER MATLS	13,000.00	12,944.07	13,000.00	10-2220-430-28-22	
16282220430N	MS MEDIA CENTER MATLS	7,200.00	6,896.57	8,000.00	10-2220-430-28-27	
162822204404	ELEM PERIODICALS	1,350.00	2,562.53	1,500.00	10-2220-440-28-04	
16282220440G	HS PERIODICALS	1,350.00	1,431.95	1,500.00	10-2220-440-28-22	
16282220440N	MS PERIODICALS	1,350.00	1,747.03	1,500.00	10-2220-440-28-27	
	<b>400 Supplies And Materials</b>	<b>53,617.00</b>	<b>56,732.54</b>	<b>58,130.00</b>	<b>Object</b>	
<b>Non-Capitalized Equipment</b>						
16282220700G	HS MEDIA CENTER CAPITAL	1,000.00	999.79	1,000.00	10-2220-700-28-22	
	<b>700 Non-Capitalized Equipment</b>	<b>1,000.00</b>	<b>999.79</b>	<b>1,000.00</b>	<b>Object</b>	
	<b>2220 Function 2220</b>	<b>283,034.00</b>	<b>257,812.15</b>	<b>319,137.00</b>	<b>** Function</b>	
<b>Audio-Visual Services</b>						
<b>Purchased Services</b>						
16282223323U	MEDIA CENTER REPAIRS	275.00	0.00	275.00	10-2223-323-28-10	
	<b>300 Purchased Services</b>	<b>275.00</b>	<b>0.00</b>	<b>275.00</b>	<b>Object</b>	
<b>Supplies And Materials</b>						
16282223410U	UNIT MEDIA CENTER SUPPLIES	297.00	0.00	330.00	10-2223-410-28-10	
	<b>400 Supplies And Materials</b>	<b>297.00</b>	<b>0.00</b>	<b>330.00</b>	<b>Object</b>	
	<b>2223 Audio-Visual Services</b>	<b>572.00</b>	<b>0.00</b>	<b>605.00</b>	<b>** Function</b>	
	<b>28 LIBRARY</b>	<b>283,606.00</b>	<b>257,812.15</b>	<b>319,742.00</b>	<b>* Department</b>	
<b>ENGLISH</b>						
<b>Middle-Junior High</b>						
<b>Salaries</b>						
16291120110N	MS ENGLISH SAL (9)	484,492.00	489,864.90	465,500.00	10-1120-110-29-27	
16291120120N	MS ENGLISH SUB SAL	4,000.00	6,467.75	4,000.00	10-1120-120-29-27	

# Unit Budget FY17 Expenditure Report

Printed: 9/16/2016 9:08 AM  
COLLINSVILLE 10

Education Fund 10						
Account	Description	UNIT FY17 Budget Expenditure	UNIT FY16 YTD Expenditure	UNIT FY16 Budget Expenditure	State Account Number	
	<b>100 Salaries</b>	488,492.00	496,332.65	469,500.00	Object	
<b>Employee Benefits</b>						
16291120221N	MS ENGLISH LIFE	213.00	137.41	213.00	10-1120-221-29-27	
16291120222N	MS ENGLISH HEALTH	76,024.00	73,586.29	76,024.00	10-1120-222-29-27	
	<b>200 Employee Benefits</b>	76,237.00	73,723.70	76,237.00	Object	
<b>Supplies And Materials</b>						
16291120410N	MS ENGLISH SUPPLIES	495.00	543.98	550.00	10-1120-410-29-27	
	<b>400 Supplies And Materials</b>	495.00	543.98	550.00	Object	
	<b>1120 Middle-Junior High</b>	565,224.00	570,600.33	546,287.00	** Function	
<b>High School</b>						
<b>Salaries</b>						
16291130110G	HS ENGLISH SAL (16)	915,000.00	885,867.96	860,000.00	10-1130-110-29-22	
16291130120G	HS ENGLISH SUB SAL	20,000.00	19,595.58	20,000.00	10-1130-120-29-22	
	<b>100 Salaries</b>	935,000.00	905,463.54	880,000.00	Object	
<b>Employee Benefits</b>						
16291130221G	HS ENGLISH LIFE (15)	334.00	231.99	334.00	10-1130-221-29-22	
16291130222G	HS ENGLISH HEALTH (14.5)	112,142.00	123,455.33	112,142.00	10-1130-222-29-22	
	<b>200 Employee Benefits</b>	112,476.00	123,687.32	112,476.00	Object	
<b>Supplies And Materials</b>						
16291130410G	HS ENGLISH SUPPLIES	990.00	585.08	1,100.00	10-1130-410-29-22	
16291130411G	HS SPEECH/DRAMA	2,426.00	94.59	2,695.00	10-1130-411-29-22	
	<b>400 Supplies And Materials</b>	3,416.00	679.67	3,795.00	Object	
	<b>1130 High School</b>	1,050,892.00	1,029,830.53	996,271.00	** Function	
	<b>29 ENGLISH</b>	1,616,116.00	1,600,430.85	1,542,558.00	* Department	
<b>GIFTED</b>						
<b>Gifted Programs</b>						
<b>Salaries</b>						
16311650111U	GIFTED Stip	500.00	0.00	500.00	10-1650-111-31-10	
16311650120U	GIFTED SUBS	500.00	0.00	500.00	10-1650-120-31-10	
	<b>100 Salaries</b>	1,000.00	0.00	1,000.00	Object	
<b>Employee Benefits</b>						
16311650221U	NA ROE GIFTED	0.00	0.00	0.00	10-1650-221-31-10	

# Unit Budget FY17 Expenditure Report

Printed: 9/16/2016 9:08 AM  
COLLINSVILLE 10

Education Fund 10						
Account	Description		UNIT FY17 Budget Expenditure	UNIT FY16 YTD Expenditure	UNIT FY16 Budget Expenditure	State Account Number
16311650222U	NA GIFTED HEALTH		0.00	0.00	0.00	10-1650-222-31-10
	<b>200 Employee Benefits</b>		0.00	0.00	0.00	Object
<b>Supplies And Materials</b>						
16311650410U	GIFTED SUPPLY		1,800.00	156.56	2,000.00	10-1650-410-31-10
	<b>400 Supplies And Materials</b>		1,800.00	156.56	2,000.00	Object
	<b>1650 Gifted Programs</b>		2,800.00	156.56	3,000.00	** Function
	<b>31 GIFTED</b>		2,800.00	156.56	3,000.00	* Department
<b>FY11 ARRA Title I (4851)</b>						
<b>Regular Programs</b>						
<b>Supplies And Materials</b>						
16321100410U	10-11 ARRA TITLE I SUPPLIES		0.00	0.00	0.00	10-1100-410-32-10
	<b>400 Supplies And Materials</b>		0.00	0.00	0.00	Object
	<b>1100 Regular Programs</b>		0.00	0.00	0.00	** Function
<b>Function 2210</b>						
<b>Purchased Services</b>						
16322210332U	10-11 ARRA TITLE I PURCH SERV		0.00	0.00	0.00	10-2210-332-32-10
	<b>300 Purchased Services</b>		0.00	0.00	0.00	Object
	<b>2210 Function 2210</b>		0.00	0.00	0.00	** Function
	<b>32 FY11 ARRA Title I (4851)</b>		0.00	0.00	0.00	* Department
<b>09-10 ARRA Title I (4851)</b>						
<b>Regular Programs</b>						
<b>Purchased Services</b>						
16331100332U	10-11 ARRA Title I		0.00	0.00	0.00	10-1100-332-33-10
	<b>300 Purchased Services</b>		0.00	0.00	0.00	Object
<b>Supplies And Materials</b>						
16331100410U	10-11 ARRA Title I Materials		0.00	0.00	0.00	10-1100-410-33-10
	<b>400 Supplies And Materials</b>		0.00	0.00	0.00	Object
<b>Non-Capitalized Equipment</b>						
16331100740U	09-10 ARRA Title I Equipment		0.00	0.00	0.00	10-1100-740-33-10
	<b>700 Non-Capitalized Equipment</b>		0.00	0.00	0.00	Object
	<b>1100 Regular Programs</b>		0.00	0.00	0.00	** Function

# Unit Budget FY17 Expenditure Report

Printed: 9/16/2016 9:08 AM  
COLLINSVILLE 10

## Education Fund 10

Department 33 09-10 ARRA Title I (4851)  
Function 2210 Function 2210  
Object 300 Purchased Services

Account	Description	UNIT FY17 Budget Expenditure	UNIT FY16 YTD Expenditure	UNIT FY16 Budget Expenditure	State Account Number
---------	-------------	------------------------------------	------------------------------	------------------------------------	----------------------

### Function 2210

#### Purchased Services

16332210332U	09-10 ARRA Title I Purch Serv	0.00	0.00	0.00	10-2210-332-33-10
<b>300</b>	<b>Purchased Services</b>	<b>0.00</b>	<b>0.00</b>	<b>0.00</b>	Object

#### Supplies And Materials

16332210410U	09-10 ARRA Title I Materials	0.00	0.00	0.00	10-2210-410-33-10
<b>400</b>	<b>Supplies And Materials</b>	<b>0.00</b>	<b>0.00</b>	<b>0.00</b>	Object

#### Non-Capitalized Equipment

16332210740U	09-10 ARRA Title I	0.00	0.00	0.00	10-2210-740-33-10
<b>700</b>	<b>Non-Capitalized Equipment</b>	<b>0.00</b>	<b>0.00</b>	<b>0.00</b>	Object
<b>2210</b>	<b>Function 2210</b>	<b>0.00</b>	<b>0.00</b>	<b>0.00</b>	** Function

### Function 2220

#### Purchased Services

16332220332U	09-10 ARRA Title I Purch Serv	0.00	0.00	0.00	10-2220-332-33-10
<b>300</b>	<b>Purchased Services</b>	<b>0.00</b>	<b>0.00</b>	<b>0.00</b>	Object

#### Supplies And Materials

16332220410U	09-10 ARRA Title I Materials	0.00	0.00	0.00	10-2220-410-33-10
<b>400</b>	<b>Supplies And Materials</b>	<b>0.00</b>	<b>0.00</b>	<b>0.00</b>	Object

#### Non-Capitalized Equipment

16332220710U	09-10 ARRA Title I Equip	0.00	0.00	0.00	10-2220-740-33-10
<b>700</b>	<b>Non-Capitalized Equipment</b>	<b>0.00</b>	<b>0.00</b>	<b>0.00</b>	Object
<b>2220</b>	<b>Function 2220</b>	<b>0.00</b>	<b>0.00</b>	<b>0.00</b>	** Function

### Community Services

#### Salaries

16333000111U	09-10 ARRA Title I Equip	0.00	0.00	0.00	10-3000-111-33-10
<b>100</b>	<b>Salaries</b>	<b>0.00</b>	<b>0.00</b>	<b>0.00</b>	Object
<b>3000</b>	<b>Community Services</b>	<b>0.00</b>	<b>0.00</b>	<b>0.00</b>	** Function

### Nonpublic School Pupils

#### Purchased Services

16333700332U	09-10 ARRA TITLE I Travel	0.00	0.00	0.00	10-3700-332-33-10
<b>300</b>	<b>Purchased Services</b>	<b>0.00</b>	<b>0.00</b>	<b>0.00</b>	Object

# Unit Budget FY17 Expenditure Report

Printed: 9/16/2016 9:08 AM  
COLLINSVILLE 10

## Education Fund 10

Department 33 09-10 ARRA Title I (4851)  
Function 3700 Nonpublic School Pupils  
Object 400 Supplies And Materials

Account	Description	UNIT FY17 Budget Expenditure	UNIT FY16 YTD Expenditure	UNIT FY16 Budget Expenditure	State Account Number
---------	-------------	------------------------------------	------------------------------	------------------------------------	----------------------

### Supplies And Materials

16333700410U	09-10 ARRA TITLE I Supplies	0.00	0.00	0.00	10-3700-410-33-10
	<b>400 Supplies And Materials</b>	0.00	0.00	0.00	Object
	<b>3700 Nonpublic School Pupils</b>	0.00	0.00	0.00	** Function
	<b>33 09-10 ARRA Title I (4851)</b>	0.00	0.00	0.00	* Department

### SATURDAY/TRANSITION

#### Function 1121

#### Salaries

16341121111N	NA TRANSITION TEACHER SAL (0)	0.00	0.00	0.00	10-1121-111-34-27
16341121115N	NA TRANSITION TEACHER ASST SAL	0.00	0.00	0.00	10-1121-115-34-27
16341121116N	NA TRANSITION ASST SUB SAL	0.00	0.00	0.00	10-1121-116-34-27
16341121120N	NA TRANSITION SUBSTITUTE	0.00	0.00	0.00	10-1121-120-34-27
	<b>100 Salaries</b>	0.00	0.00	0.00	Object

#### Employee Benefits

16341121221N	TRANSITION TEACHER ASST LIFE	0.00	0.00	0.00	10-1121-221-34-27
16341121222N	TRANSITION CLASS HEALTH	0.00	0.00	0.00	10-1121-222-34-27
	<b>200 Employee Benefits</b>	0.00	0.00	0.00	Object
	<b>1121 Function 1121</b>	0.00	0.00	0.00	** Function
	<b>34 SATURDAY/TRANSITION</b>	0.00	0.00	0.00	* Department

### INDUSTRIAL ARTS / ELECTRONICS

#### Precision Production

#### Salaries

16351448110G	HS IND/TECH EDUCAT SAL (2.5)	184,817.00	185,420.59	156,757.00	10-1448-110-35-22
16351448110N	MS IND/TECH EDUCAT SAL (1)	72,738.00	72,624.62	72,280.00	10-1448-110-35-27
16351448120G	HS IND/TECH EDUCAT SUBS	1,000.00	2,341.98	1,000.00	10-1448-120-35-22
16351448120N	MS IND/TECH EDUCAT SUBS	500.00	900.00	500.00	10-1448-120-35-27
	<b>100 Salaries</b>	259,055.00	261,287.19	230,537.00	Object

#### Employee Benefits

16351448221G	HS IND/TECH EDUCAT LIFE (2.5)	53.00	45.50	53.00	10-1448-221-35-22
16351448221N	MS IND/TECH EDUCAT LIFE (1)	23.00	15.18	23.00	10-1448-221-35-27
16351448222G	HS IND/TECH EDUCA HEALTH (2.5)	25,000.00	24,106.29	25,000.00	10-1448-222-35-22
16351448222N	MS IND/TECH EDUCAT HEALTH (1)	7,770.00	7,762.00	7,770.00	10-1448-222-35-27

# Unit Budget FY17 Expenditure Report

Printed: 9/16/2016 9:08 AM  
COLLINSVILLE 10

Education Fund 10						
Account	Description	UNIT FY17 Budget Expenditure	UNIT FY16 YTD Expenditure	UNIT FY16 Budget Expenditure	State Account Number	
	<b>200 Employee Benefits</b>	32,846.00	31,928.97	32,846.00	Object	
<b>Purchased Services</b>						
16351448323G	HS IND/TECH EDUCA REPAIR/MAINT	275.00	0.00	275.00	10-1448-323-35-22	
16351448323N	MS IND/TECH EDUCA REPAIR/MAINT	0.00	0.00	0.00	10-1448-323-35-27	
	<b>300 Purchased Services</b>	275.00	0.00	275.00	Object	
<b>Supplies And Materials</b>						
16351448410G	HS SEE DEPT 95	0.00	0.00	0.00	10-1448-410-35-22	
16351448410N	MS IND/TECH EDUCAT SUPPLIES	2,952.00	(227.59)	3,280.00	10-1448-410-35-27	
	<b>400 Supplies And Materials</b>	2,952.00	(227.59)	3,280.00	Object	
<b>Capital Outlay</b>						
16351448540N	MS IND/TECH EDUCAT EQUIP	0.00	0.00	0.00	10-1448-540-35-27	
	<b>500 Capital Outlay</b>	0.00	0.00	0.00	Object	
<b>Non-Capitalized Equipment</b>						
16351448700G	IND/TECH EDUCAT CAPITAL OUTLAY	0.00	0.00	0.00	10-1448-700-35-22	
	<b>700 Non-Capitalized Equipment</b>	0.00	0.00	0.00	Object	
	<b>1448 Precision Production</b>	295,128.00	292,988.57	266,938.00	** Function	
	<b>35 INDUSTRIAL ARTS / ELECTRONICS</b>	295,128.00	292,988.57	266,938.00	* Department	
<b>15-16 IDEA PRE-SCHOOL (4600)</b>						
<b>Elementary</b>						
<b>Supplies And Materials</b>						
16371110410U	NA IDEA PRESCHOOL SUPPLIES	0.00	0.00	0.00	10-1110-410-37-10	
	<b>400 Supplies And Materials</b>	0.00	0.00	0.00	Object	
<b>Non-Capitalized Equipment</b>						
16371110700U	NA IDEA PRESCH CAP OUTLAY	0.00	0.00	0.00	10-1110-700-37-10	
	<b>700 Non-Capitalized Equipment</b>	0.00	0.00	0.00	Object	
	<b>1110 Elementary</b>	0.00	0.00	0.00	** Function	
<b>Cross-Categorical (Cc)</b>						
<b>Salaries</b>						
16371220120U	NA IDEA PRESCHOOL SUBS SAL	0.00	1,440.00	0.00	10-1220-120-37-10	
	<b>100 Salaries</b>	0.00	1,440.00	0.00	Object	
<b>Employee Benefits</b>						
16371220210U	NA IDEA PRESCHOOL FED RS	0.00	259.63	0.00	10-1220-210-37-10	

# Unit Budget FY17 Expenditure Report

Printed: 9/16/2016 9:08 AM  
COLLINSVILLE 10

Education Fund 10						
Account	Description	UNIT FY17 Budget Expenditure	UNIT FY16 YTD Expenditure	UNIT FY16 Budget Expenditure	State Account Number	
16371220211U	NA IDEA PRESCHOOL TRS	0.00	0.00	0.00	10-1220-211-37-10	
	<b>200 Employee Benefits</b>	0.00	259.63	0.00	Object	
<b>Supplies And Materials</b>						
16371220410U	15-16 IDEA PRESCHOOL SUPPLIES	9,000.00	1,898.61	10,000.00	10-1220-410-37-10	
	<b>400 Supplies And Materials</b>	9,000.00	1,898.61	10,000.00	Object	
<b>Capital Outlay</b>						
16371220550U	NA IDEA Preschool vehicles	0.00	0.00	0.00	10-1220-550-37-10	
	<b>500 Capital Outlay</b>	0.00	0.00	0.00	Object	
	<b>1220 Cross-Categorical (Cc)</b>	9,000.00	3,598.24	10,000.00	** Function	
<b>Function 2110</b>						
<b>Employee Benefits</b>						
16372110210U	NA IDEA PRESCHOOL FED TRS	0.00	0.00	0.00	10-2110-210-37-10	
16372110222U	NA IDEA PRESCHOOL HEALTH	0.00	0.00	0.00	10-2110-222-37-10	
	<b>200 Employee Benefits</b>	0.00	0.00	0.00	Object	
<b>Supplies And Materials</b>						
16372110410U	NA-IDEA PRESCHOOL SUPPLIES	0.00	0.00	0.00	10-2110-410-37-10	
	<b>400 Supplies And Materials</b>	0.00	0.00	0.00	Object	
	<b>2110 Function 2110</b>	0.00	0.00	0.00	** Function	
<b>Function 2130</b>						
<b>Salaries</b>						
16372130110U	15-16 IDEA PRESCHOOL SAL	0.00	51,499.50	0.00	10-2130-110-37-10	
16372130115U	15-16 IDEA PRESCHOOL SAL (2)	6,021.00	27,863.53	90,440.00	10-2130-115-37-10	
	<b>100 Salaries</b>	6,021.00	79,363.03	90,440.00	Object	
<b>Employee Benefits</b>						
16372130210U	NA IDEA PRSCH FED TRS	0.00	18,570.73	0.00	10-2130-210-37-10	
16372130221U	15-16 IDEA PRESCHOOL LIFE	10.00	68.28	31.00	10-2130-221-37-10	
16372130222U	15-16 IDEA PRESCHOOL HEALTH	4,000.00	19,822.55	16,000.00	10-2130-222-37-10	
	<b>200 Employee Benefits</b>	4,010.00	38,461.56	16,031.00	Object	
	<b>2130 Function 2130</b>	10,031.00	117,824.59	106,471.00	** Function	
<b>Function 2140</b>						
<b>Salaries</b>						
16372140110U	NA IDEA PRSCH Sal	0.00	0.00	0.00	10-2140-110-37-10	

# Unit Budget FY17 Expenditure Report

Printed: 9/16/2016 9:08 AM  
COLLINSVILLE 10

Education Fund 10						
Account	Description	UNIT FY17 Budget Expenditure	UNIT FY16 YTD Expenditure	UNIT FY16 Budget Expenditure	State Account Number	
	<b>100 Salaries</b>	0.00	0.00	0.00	Object	
<b>Employee Benefits</b>						
16372140210U	NA IDEA PRSCH FED TRS	0.00	0.00	0.00	10-2140-210-37-10	
	<b>200 Employee Benefits</b>	0.00	0.00	0.00	Object	
	<b>2140 Function 2140</b>	0.00	0.00	0.00	** Function	
<b>Function 2150</b>						
<b>Supplies And Materials</b>						
16372150410U	NA IDEA PRESCHOOL SUPPLIES	0.00	0.00	0.00	10-2150-410-37-10	
	<b>400 Supplies And Materials</b>	0.00	0.00	0.00	Object	
	<b>2150 Function 2150</b>	0.00	0.00	0.00	** Function	
<b>Function 2210</b>						
<b>Purchased Services</b>						
16372210332U	15-16 IDEA PRESCHOOL TRAVEL	0.00	361.84	2,000.00	10-2210-332-37-10	
	<b>300 Purchased Services</b>	0.00	361.84	2,000.00	Object	
<b>Supplies And Materials</b>						
16372210410U	NA IDEA PRESCHOOL SUPPLIES	0.00	0.00	0.00	10-2210-410-37-10	
	<b>400 Supplies And Materials</b>	0.00	0.00	0.00	Object	
	<b>2210 Function 2210</b>	0.00	361.84	2,000.00	** Function	
<b>Function 2300</b>						
<b>Supplies And Materials</b>						
16372300410U	NA IDEA PRESCHOOL SUPPLIES	0.00	0.00	0.00	10-2300-410-37-10	
	<b>400 Supplies And Materials</b>	0.00	0.00	0.00	Object	
	<b>2300 Function 2300</b>	0.00	0.00	0.00	** Function	
<b>Special Area Adm. Serv</b>						
<b>Purchased Services</b>						
16372330317U	NA IDEA PRESCHOOL AUDIT	0.00	0.00	0.00	10-2330-317-37-10	
	<b>300 Purchased Services</b>	0.00	0.00	0.00	Object	
	<b>2330 Special Area Adm. Serv</b>	0.00	0.00	0.00	** Function	
<b>Community Services</b>						
<b>Salaries</b>						
16373000115U	NA LIPLPS Salary	0.00	0.00	0.00	10-3000-115-37-10	

# Unit Budget FY17 Expenditure Report

Printed: 9/16/2016 9:08 AM  
COLLINSVILLE 10

Education Fund 10						
Account	Description	UNIT FY17 Budget Expenditure	UNIT FY16 YTD Expenditure	UNIT FY16 Budget Expenditure	State Account Number	
100	Salaries	0.00	0.00	0.00	Object	
<b>Employee Benefits</b>						
16373000221U	NA LIPLEPS	0.00	0.00	0.00	10-3000-221-37-10	
16373000222U	NA LIPLEPS	0.00	0.00	0.00	10-3000-222-37-10	
200	Employee Benefits	0.00	0.00	0.00	Object	
3000	Community Services	0.00	0.00	0.00	** Function	
<b>Nonpublic School Pupils</b>						
<b>Salaries</b>						
16373700110U	15-16 IDEA PRESCHOOL SALARY	413.00	2,291.30	2,680.00	10-3700-110-37-10	
100	Salaries	413.00	2,291.30	2,680.00	Object	
<b>Employee Benefits</b>						
16373700210U	15-16 IDEA PRESCHOOL FED TRS	149.00	826.30	0.00	10-3700-210-37-10	
16373700221U	15-156IDEA PRESCHOOL SALA (L)	0.00	0.54	0.00	10-3700-221-37-10	
16373700222U	15-16 IDEA SLP Private Pa (H)	0.00	293.80	0.00	10-3700-222-37-10	
200	Employee Benefits	149.00	1,120.64	0.00	Object	
3700	Nonpublic School Pupils	562.00	3,411.94	2,680.00	** Function	
37	15-16 IDEA PRE-SCHOOL (4600)	19,593.00	125,196.61	121,151.00	* Department	
<b>16-17 IDEA PRE-SCHOOL (4600)</b>						
<b>Elementary</b>						
<b>Supplies And Materials</b>						
16381110410U	14-15 IDEA PRESCHOOL SUPPLIES	0.00	0.00	0.00	10-1110-410-38-10	
400	Supplies And Materials	0.00	0.00	0.00	Object	
<b>Non-Capitalized Equipment</b>						
16381110700U	14-15 IDEA PRESCH CAP OUTLAY	0.00	0.00	0.00	10-1110-700-38-10	
700	Non-Capitalized Equipment	0.00	0.00	0.00	Object	
1110	Elementary	0.00	0.00	0.00	** Function	
<b>Cross-Categorical (Cc)</b>						
<b>Salaries</b>						
16381220111U	14-15 IDEA PRESCHOOL STIPEND	0.00	0.00	0.00	10-1220-111-38-10	
16381220115U	14-15 IDEA PRESCHOOL ASST SAL	0.00	1,960.01	980.00	10-1220-115-38-10	
16381220116U	16-17 IDEA PRESCHOOL ASST SUB	0.00	0.00	0.00	10-1220-116-38-10	
16381220120U	16-17 IDEA PRESCHOOL SUBS	1,450.00	450.00	0.00	10-1220-120-38-10	

# Unit Budget FY17 Expenditure Report

Printed: 9/16/2016 9:08 AM  
COLLINSVILLE 10

Education Fund 10						
Account	Description	UNIT FY17 Budget Expenditure	UNIT FY16 YTD Expenditure	UNIT FY16 Budget Expenditure	State Account Number	
Department	38	16-17 IDEA PRE-SCHOOL (4600)				
Function	1220	Cross-Categorical (Cc)				
Object	100	Salaries				
<b>100</b>	<b>Salaries</b>	1,450.00	2,410.01	980.00	Object	
<b>Employee Benefits</b>						
16381220210U	16-17 IDEA PRESCHOOL FED TRS	300.00	294.81	165.00	10-1220-210-38-10	
16381220221U	16-17 IDEA PRESCHOOL ASST (L)	3.00	2.53	3.00	10-1220-221-38-10	
16381220222U	16-17 IDEA PRESCH ASST HEALTH	646.00	1,292.00	646.00	10-1220-222-38-10	
<b>200</b>	<b>Employee Benefits</b>	949.00	1,589.34	814.00	Object	
<b>Supplies And Materials</b>						
16381220410U	16-17 IDEA PRESCHOOL SUPPLIES	3,000.00	(1,999.00)	0.00	10-1220-410-38-10	
<b>400</b>	<b>Supplies And Materials</b>	3,000.00	(1,999.00)	0.00	Object	
<b>Capital Outlay</b>						
16381220550u	14-15 IDEA Preschool vehicles	0.00	0.00	0.00	10-1220-550-38-10	
<b>500</b>	<b>Capital Outlay</b>	0.00	0.00	0.00	Object	
<b>Non-Capitalized Equipment</b>						
16381220700U	14-15 IDEA PRESCHOOL EQUIPMENT	0.00	0.00	0.00	10-1220-700-38-10	
<b>700</b>	<b>Non-Capitalized Equipment</b>	0.00	0.00	0.00	Object	
<b>1220</b>	<b>Cross-Categorical (Cc)</b>	5,399.00	2,000.35	1,794.00	** Function	
<b>Function 2110</b>						
<b>Salaries</b>						
16382110110U	16-17 IDEA PRESCHOOL SALARY	52,000.00	0.00	0.00	10-2110-110-38-10	
16382110115U	16-17 IDEA PRESCHOOL ASST SA	30,000.00	0.00	0.00	10-2110-115-38-10	
16382110116U	14-15 IDEA PRESCHOOL SUBS	0.00	0.00	0.00	10-2110-116-38-10	
<b>100</b>	<b>Salaries</b>	82,000.00	0.00	0.00	Object	
<b>Employee Benefits</b>						
16382110210U	16-17 IDEA PRESCHOOL FED TRS	19,000.00	0.00	0.00	10-2110-210-38-10	
16382110222U	16-17 IDEA PRESCHOOL HEALTH	20,000.00	0.00	0.00	10-2110-222-38-10	
<b>200</b>	<b>Employee Benefits</b>	39,000.00	0.00	0.00	Object	
<b>Purchased Services</b>						
16382110332U	16-17 IDEA PRESCHOOL TRAVEL	1,000.00	0.00	0.00	10-2110-332-38-10	
<b>300</b>	<b>Purchased Services</b>	1,000.00	0.00	0.00	Object	
<b>Supplies And Materials</b>						
16382110410U	14-15 IDEA PRESCHOOL SUPPLIES	0.00	0.00	0.00	10-2110-410-38-10	
<b>400</b>	<b>Supplies And Materials</b>	0.00	0.00	0.00	Object	
<b>2110</b>	<b>Function 2110</b>	122,000.00	0.00	0.00	** Function	

# Unit Budget FY17 Expenditure Report

Printed: 9/16/2016 9:08 AM  
COLLINSVILLE 10

Education Fund 10						
Department	38	16-17 IDEA PRE-SCHOOL (4600)				
Function	2140	Function 2140				
Object	400	Supplies And Materials				
Account	Description	UNIT FY17 Budget Expenditure	UNIT FY16 YTD Expenditure	UNIT FY16 Budget Expenditure	State Account Number	

**Function 2140**

**Supplies And Materials**

16382140410U	14-15 IDEA PRESCHOOL SUPPLIES	0.00	0.00	0.00	10-2140-410-38-10	
	<b>400 Supplies And Materials</b>	<u>0.00</u>	<u>0.00</u>	<u>0.00</u>	Object	
	<b>2140 Function 2140</b>	0.00	0.00	0.00	** Function	

**Function 2150**

**Supplies And Materials**

16382150410U	14-15 IDEA PRESCHOOL SUPPLIES	0.00	0.00	0.00	10-2150-410-38-10	
	<b>400 Supplies And Materials</b>	<u>0.00</u>	<u>0.00</u>	<u>0.00</u>	Object	
	<b>2150 Function 2150</b>	0.00	0.00	0.00	** Function	

**Function 2210**

**Salaries**

16382210120U	14-15 IDEA PRESCHOOL SUBS SAL	0.00	0.00	0.00	10-2210-120-38-10	
	<b>100 Salaries</b>	<u>0.00</u>	<u>0.00</u>	<u>0.00</u>	Object	

**Employee Benefits**

16382210210U	14-15 IDEA PRESCHOOL FED TRS	0.00	0.00	0.00	10-2210-210-38-10	
16382210211U	14-15 IDEA PRESCHOOL TRS	0.00	0.00	0.00	10-2210-211-38-10	
	<b>200 Employee Benefits</b>	<u>0.00</u>	<u>0.00</u>	<u>0.00</u>	Object	

**Purchased Services**

16382210332U	14-15 IDEA PRESCHOOL TRAVEL	0.00	0.00	0.00	10-2210-332-38-10	
	<b>300 Purchased Services</b>	<u>0.00</u>	<u>0.00</u>	<u>0.00</u>	Object	

**Supplies And Materials**

16382210410U	14-15 IDEA PRESCHOOL SUPPLIES	0.00	0.00	0.00	10-2210-410-38-10	
	<b>400 Supplies And Materials</b>	<u>0.00</u>	<u>0.00</u>	<u>0.00</u>	Object	
	<b>2210 Function 2210</b>	0.00	0.00	0.00	** Function	

**Assessment/Testing**

**Supplies And Materials**

16382230410U	14-15 IDEA PRESCHOOL SUPPLIES	0.00	0.00	0.00	10-2230-410-38-02	
	<b>400 Supplies And Materials</b>	<u>0.00</u>	<u>0.00</u>	<u>0.00</u>	Object	
	<b>2230 Assessment/Testing</b>	0.00	0.00	0.00	** Function	

**Special Area Adm. Serv**

# Unit Budget FY17 Expenditure Report

Printed: 9/16/2016 9:08 AM  
COLLINSVILLE 10

Education Fund 10						
Account	Description	UNIT FY17 Budget Expenditure	UNIT FY16 YTD Expenditure	UNIT FY16 Budget Expenditure	State Account Number	
<b>Purchased Services</b>						
16382330317U	14-15 IDEA PRESCHOOL AUDIT	0.00	0.00	0.00	10-2330-317-38-10	
<b>300</b>	<b>Purchased Services</b>	0.00	0.00	0.00	Object	
<b>Supplies And Materials</b>						
16382330410U	14-15 IDEA PRESCHOOL SUPPLIES	0.00	0.00	0.00	10-2330-410-38-10	
<b>400</b>	<b>Supplies And Materials</b>	0.00	0.00	0.00	Object	
<b>2330</b>	<b>Special Area Adm. Serv</b>	0.00	0.00	0.00	** Function	
<b>Nonpublic School Pupils</b>						
<b>Salaries</b>						
16383700110U	16-17 IDEA PRESCHOOL SALARY	2,500.00	489.50	245.00	10-3700-110-38-10	
<b>100</b>	<b>Salaries</b>	2,500.00	489.50	245.00	Object	
<b>Employee Benefits</b>						
16383700210U	16-17 IDEA PRESCHOOL FED TRS	900.00	40.37	40.00	10-3700-210-38-10	
16383700221U	14-15 IDEA PRESCHOOL SALA (L)	0.00	0.21	0.00	10-3700-221-38-10	
16383700222U	14-15 IDEA SLP Private Pa (H)	36.00	71.49	36.00	10-3700-222-38-10	
<b>200</b>	<b>Employee Benefits</b>	936.00	112.07	76.00	Object	
<b>3700</b>	<b>Nonpublic School Pupils</b>	3,436.00	601.57	321.00	** Function	
<b>38</b>	<b>16-17 IDEA PRE-SCHOOL (4600)</b>	130,835.00	2,601.92	2,115.00	* Department	
<b>Grant TITLE IV DRUG FREE (4400)</b>						
<b>Ed Deprived/Remidial Prog</b>						
<b>Supplies And Materials</b>						
16391250410U	12-13 DRUG FREE SUPPLIES	0.00	0.00	0.00	10-1250-410-39-10	
<b>400</b>	<b>Supplies And Materials</b>	0.00	0.00	0.00	Object	
<b>1250</b>	<b>Ed Deprived/Remidial Prog</b>	0.00	0.00	0.00	** Function	
<b>Function 2210</b>						
<b>Salaries</b>						
16392210111U	NA DRUG FREE STIP NA FY12	0.00	0.00	0.00	10-2210-111-39-10	
16392210115U	NA DRUG FREE NONCERT STIPEN	0.00	0.00	0.00	10-2210-115-39-10	
16392210120U	NA DRUG FREE SUBS SAL	0.00	0.00	0.00	10-2210-120-39-10	
<b>100</b>	<b>Salaries</b>	0.00	0.00	0.00	Object	
<b>Employee Benefits</b>						
16392210210U	NA DRUG FREE FED TRS	0.00	0.00	0.00	10-2210-210-39-10	

# Unit Budget FY17 Expenditure Report

Printed: 9/16/2016 9:08 AM  
COLLINSVILLE 10

Education Fund 10						
Account	Description	UNIT FY17 Budget Expenditure	UNIT FY16 YTD Expenditure	UNIT FY16 Budget Expenditure	State Account Number	
	<b>200 Employee Benefits</b>	0.00	0.00	0.00	Object	
<b>Purchased Services</b>						
16392210314U	NA DRUG FREE CONSULTANTS	0.00	0.00	0.00	10-2210-314-39-10	
16392210332U	NA DRUG FREE TRAVEL	0.00	0.00	0.00	10-2210-332-39-10	
	<b>300 Purchased Services</b>	0.00	0.00	0.00	Object	
<b>Supplies And Materials</b>						
16392210410U	NA DRUG FREE SUPPLIES	0.00	0.00	0.00	10-2210-410-39-10	
	<b>400 Supplies And Materials</b>	0.00	0.00	0.00	Object	
	<b>2210 Function 2210</b>	0.00	0.00	0.00	** Function	
<b>Special Area Adm. Serv</b>						
<b>Purchased Services</b>						
16392330317U	NA DRUG FREE AUDIT	0.00	0.00	0.00	10-2330-317-39-10	
	<b>300 Purchased Services</b>	0.00	0.00	0.00	Object	
	<b>2330 Special Area Adm. Serv</b>	0.00	0.00	0.00	** Function	
<b>Function 2550</b>						
<b>Purchased Services</b>						
16392550332U	NA DRUG FREE TRANS SVCS	0.00	0.00	0.00	10-2550-332-39-10	
	<b>300 Purchased Services</b>	0.00	0.00	0.00	Object	
	<b>2550 Function 2550</b>	0.00	0.00	0.00	** Function	
<b>Other Support Services</b>						
<b>Salaries</b>						
16392900111U	NA DRUG FREE STIPENDS	0.00	0.00	0.00	10-2900-111-39-10	
16392900115U	NA DRUG FREE STIP NON CERT	0.00	0.00	0.00	10-2900-115-39-10	
16392900120U	NA DRUG FREE SUBS	0.00	0.00	0.00	10-2900-120-39-10	
	<b>100 Salaries</b>	0.00	0.00	0.00	Object	
<b>Employee Benefits</b>						
16392900210U	NA DRUG FREE FED TRS	0.00	0.00	0.00	10-2900-210-39-10	
16392900211U	NA DRUG FREE TRS	0.00	0.00	0.00	10-2900-211-39-10	
16392900222U	NA DRUG FREE STIPENDS	0.00	0.00	0.00	10-2900-222-39-10	
	<b>200 Employee Benefits</b>	0.00	0.00	0.00	Object	
	<b>2900 Other Support Services</b>	0.00	0.00	0.00	** Function	
<b>Civic Services</b>						

# Unit Budget FY17 Expenditure Report

Printed: 9/16/2016 9:08 AM  
COLLINSVILLE 10

## Education Fund 10

Department 39 Grant TITLE IV DRUG FREE (4400)  
Function 3300 Civic Services  
Object 100 Salaries

Account	Description	UNIT FY17 Budget Expenditure	UNIT FY16 YTD Expenditure	UNIT FY16 Budget Expenditure	State Account Number
---------	-------------	------------------------------------	------------------------------	------------------------------------	----------------------

### Salaries

16393300115U	NA Title IV Stipend	0.00	0.00	0.00	10-3300-115-39-10
<b>100</b>	<b>Salaries</b>	<b>0.00</b>	<b>0.00</b>	<b>0.00</b>	<b>Object</b>

### Purchased Services

16393300314U	NA Title IV Parent Consult	0.00	0.00	0.00	10-3300-314-39-10
16393300340U	NA DRUG FREE POSTAGE	0.00	0.00	0.00	10-3300-340-39-10
<b>300</b>	<b>Purchased Services</b>	<b>0.00</b>	<b>0.00</b>	<b>0.00</b>	<b>Object</b>

### Supplies And Materials

16393300410U	NA TITLE IV Parent Materi	0.00	0.00	0.00	10-3300-410-39-10
<b>400</b>	<b>Supplies And Materials</b>	<b>0.00</b>	<b>0.00</b>	<b>0.00</b>	<b>Object</b>
<b>3300</b>	<b>Civic Services</b>	<b>0.00</b>	<b>0.00</b>	<b>0.00</b>	<b>** Function</b>

### Nonpublic School Pupils

#### Purchased Services

16393700314U	NA DRUG FREE NON PUB CONSUL	0.00	0.00	0.00	10-3700-314-39-10
16393700332U	NA DRUG FREE NON PUB TRAVEL	0.00	0.00	0.00	10-3700-332-39-10
<b>300</b>	<b>Purchased Services</b>	<b>0.00</b>	<b>0.00</b>	<b>0.00</b>	<b>Object</b>

#### Supplies And Materials

16393700410U	NA DRUG FREE NON PUB SUPPLI	0.00	0.00	0.00	10-3700-410-39-10
<b>400</b>	<b>Supplies And Materials</b>	<b>0.00</b>	<b>0.00</b>	<b>0.00</b>	<b>Object</b>
<b>3700</b>	<b>Nonpublic School Pupils</b>	<b>0.00</b>	<b>0.00</b>	<b>0.00</b>	<b>** Function</b>

### Other Pymnts Gov In State

#### Purchased Services

16394190314U	NA DRUG FREE OTH GOVT UNIT	0.00	0.00	0.00	10-4190-314-39-10
16394190332U	NA DRUG FREE TRAVEL	0.00	0.00	0.00	10-4190-332-39-10
<b>300</b>	<b>Purchased Services</b>	<b>0.00</b>	<b>0.00</b>	<b>0.00</b>	<b>Object</b>
<b>4190</b>	<b>Other Pymnts Gov In State</b>	<b>0.00</b>	<b>0.00</b>	<b>0.00</b>	<b>** Function</b>
<b>39</b>	<b>Grant TITLE IV DRUG FREE (4400)</b>	<b>0.00</b>	<b>0.00</b>	<b>0.00</b>	<b>* Department</b>

### FY11 ARRA IDEA Flo Thru (4857)

#### Regular Programs

#### Purchased Services

16401100310U	10-11 ARRA IDEA	0.00	0.00	0.00	10-1100-310-40-10
<b>300</b>	<b>Purchased Services</b>	<b>0.00</b>	<b>0.00</b>	<b>0.00</b>	<b>Object</b>

# Unit Budget FY17 Expenditure Report

Printed: 9/16/2016 9:08 AM  
COLLINSVILLE 10

Education Fund 10						
Account	Description	UNIT FY17 Budget Expenditure	UNIT FY16 YTD Expenditure	UNIT FY16 Budget Expenditure	State Account Number	
<b>1100</b>	<b>Regular Programs</b>	0.00	0.00	0.00	** Function	
<b>Elementary</b>						
<b>Purchased Services</b>						
16401110300U	10-11 ARRA IDEA FT	0.00	0.00	0.00	10-1110-300-40-10	
<b>300</b>	<b>Purchased Services</b>	0.00	0.00	0.00	Object	
<b>Supplies And Materials</b>						
16401110400U	10-11 ARRA IDEA FT	0.00	0.00	0.00	10-1110-400-40-10	
16401110470U	10-11 ARRA IDEA FT	0.00	0.00	0.00	10-1110-470-40-10	
<b>400</b>	<b>Supplies And Materials</b>	0.00	0.00	0.00	Object	
<b>Capital Outlay</b>						
16401110500U	10-11 ARRA IDEA FT	0.00	0.00	0.00	10-1110-500-40-10	
16401110550U	10-11 ARRA IDEA FT	0.00	0.00	0.00	10-1110-550-40-10	
<b>500</b>	<b>Capital Outlay</b>	0.00	0.00	0.00	Object	
<b>Non-Capitalized Equipment</b>						
16401110700U	10-11 ARRA IDEA FT	0.00	0.00	0.00	10-1110-700-40-10	
<b>700</b>	<b>Non-Capitalized Equipment</b>	0.00	0.00	0.00	Object	
<b>1110</b>	<b>Elementary</b>	0.00	0.00	0.00	** Function	
<b>Cross-Categorical (Cc)</b>						
<b>Purchased Services</b>						
16401220300U	10-11 ARRA IDEA FT	0.00	0.00	0.00	10-1220-300-40-10	
<b>300</b>	<b>Purchased Services</b>	0.00	0.00	0.00	Object	
<b>Supplies And Materials</b>						
16401220410U	10-11 ARRA IDEA FT	0.00	0.00	0.00	10-1220-410-40-10	
<b>400</b>	<b>Supplies And Materials</b>	0.00	0.00	0.00	Object	
<b>Capital Outlay</b>						
16401220540U	10-11 ARRA IDEA FT	0.00	0.00	0.00	10-1220-540-40-10	
<b>500</b>	<b>Capital Outlay</b>	0.00	0.00	0.00	Object	
<b>Non-Capitalized Equipment</b>						
16401220700U	10-11 ARRA IDEA FT	0.00	0.00	0.00	10-1220-700-40-10	
<b>700</b>	<b>Non-Capitalized Equipment</b>	0.00	0.00	0.00	Object	
<b>1220</b>	<b>Cross-Categorical (Cc)</b>	0.00	0.00	0.00	** Function	
<b>Function 2210</b>						

# Unit Budget FY17 Expenditure Report

Printed: 9/16/2016 9:08 AM  
COLLINSVILLE 10

Education Fund 10					
Account	Description	UNIT FY17 Budget Expenditure	UNIT FY16 YTD Expenditure	UNIT FY16 Budget Expenditure	State Account Number
<b>Purchased Services</b>					
16402210332U	10-11 ARRA IDEA FT	0.00	0.00	0.00	10-2210-332-40-10
	300 Purchased Services	0.00	0.00	0.00	Object
	2210 Function 2210	0.00	0.00	0.00	** Function
<b>Function 2530</b>					
<b>Capital Outlay</b>					
16402530500U	10-11 ARRA IDEA elevator	0.00	0.00	0.00	10-2530-500-40-10
	500 Capital Outlay	0.00	0.00	0.00	Object
	2530 Function 2530	0.00	0.00	0.00	** Function
	40 FY11 ARRA IDEA Flo Thru (4857)	0.00	0.00	0.00	* Department
<b>09-10 ARRA IDEA FLo Thru (4857)</b>					
<b>Regular Programs</b>					
<b>Purchased Services</b>					
16411100310U	09-10ARRA IDEA Flo Contract	0.00	0.00	0.00	10-1100-310-41-10
16411100311U	09-10ARRA IDEA FLo Occ Therap	0.00	0.00	0.00	10-1100-311-41-10
	300 Purchased Services	0.00	0.00	0.00	Object
	1100 Regular Programs	0.00	0.00	0.00	** Function
<b>Elementary</b>					
<b>Purchased Services</b>					
16411110310U	09-10 ARRA IDEA FT Prof Serv	0.00	0.00	0.00	10-1110-310-41-10
	300 Purchased Services	0.00	0.00	0.00	Object
<b>Supplies And Materials</b>					
16411110410U	09-10ARRA IDEA Flo Material	0.00	0.00	0.00	10-1110-410-41-10
	400 Supplies And Materials	0.00	0.00	0.00	Object
<b>Capital Outlay</b>					
16411110540U	09-10ARRA IDEA Flo Equip	0.00	0.00	0.00	10-1110-540-41-10
	500 Capital Outlay	0.00	0.00	0.00	Object
	1110 Elementary	0.00	0.00	0.00	** Function
<b>Function 2210</b>					
<b>Purchased Services</b>					
16412210332U	09-10 ARRA IDEA Flo Prof Dev	0.00	0.00	0.00	10-2210-332-41-10

# Unit Budget FY17 Expenditure Report

Printed: 9/16/2016 9:08 AM  
COLLINSVILLE 10

## Education Fund 10

Department 41 09-10 ARRA IDEA FLo Thru (4857)  
Function 2210 Function 2210  
Object 300 Purchased Services

Account	Description	UNIT FY17 Budget Expenditure	UNIT FY16 YTD Expenditure	UNIT FY16 Budget Expenditure	State Account Number
	<b>300 Purchased Services</b>	0.00	0.00	0.00	Object
<b>Capital Outlay</b>					
16412210540U	09-10 ARRA IDEA Flo Thru	0.00	0.00	0.00	10-2210-540-41-10
	<b>500 Capital Outlay</b>	0.00	0.00	0.00	Object
	<b>2210 Function 2210</b>	0.00	0.00	0.00	** Function
	<b>41 09-10 ARRA IDEA FLo Thru (4857)</b>	0.00	0.00	0.00	* Department
<b>09-10 ARRA IDEA Pre school (4856)</b>					
<b><u>Cross-Categorical (Cc)</u></b>					
<b>Purchased Services</b>					
16431220332U	09-10 ARRA IDEA Preschool	0.00	0.00	0.00	10-1220-332-43-10
	<b>300 Purchased Services</b>	0.00	0.00	0.00	Object
<b>Supplies And Materials</b>					
16431220410U	09-10 ARRA IDEA Preschool	0.00	0.00	0.00	10-1220-410-43-10
	<b>400 Supplies And Materials</b>	0.00	0.00	0.00	Object
<b>Capital Outlay</b>					
16431220500U	09-10 ARRA PreSchool	0.00	0.00	0.00	10-1220-500-43-10
	<b>500 Capital Outlay</b>	0.00	0.00	0.00	Object
	<b>1220 Cross-Categorical (Cc)</b>	0.00	0.00	0.00	** Function
	<b>43 09-10 ARRA IDEA Pre school (4856)</b>	0.00	0.00	0.00	* Department
<b>Grant MISC LIBRARY GRANTS (3800)</b>					
<b><u>Function 2220</u></b>					
<b>Salaries</b>					
16442220115G	STATE LIBRARY HS	1,500.00	1,410.50	1,500.00	10-2220-115-44-22
	<b>100 Salaries</b>	1,500.00	1,410.50	1,500.00	Object
<b>Employee Benefits</b>					
16442220221G	STATE LIBRARY HS (L)	0.00	0.34	0.00	10-2220-221-44-22
16442220222G	NA Health	0.00	350.78	0.00	10-2220-222-44-22
	<b>200 Employee Benefits</b>	0.00	351.12	0.00	Object
<b>Supplies And Materials</b>					
16442220410U	FY16? STATE LIBRARY HS SUPPL	1,500.00	1,283.70	2,700.00	10-2220-410-44-380000-10
16442220411U	FY16? Grant "Back to Books"	0.00	0.00	0.00	10-2220-411-44-380001-10

# Unit Budget FY17 Expenditure Report

Printed: 9/16/2016 9:08 AM  
COLLINSVILLE 10

## Education Fund 10

Department 44 Grant MISC LIBRARY GRANTS (3800)  
Function 2220 Function 2220  
Object 400 Supplies And Materials

Account	Description	UNIT FY17 Budget Expenditure	UNIT FY16 YTD Expenditure	UNIT FY16 Budget Expenditure	State Account Number
400	Supplies And Materials	1,500.00	1,283.70	2,700.00	Object
2220	Function 2220	3,000.00	3,045.32	4,200.00	** Function
44	Grant MISC LIBRARY GRANTS (3800)	3,000.00	3,045.32	4,200.00	* Department
<b>BOYS ATHLETIC</b>					
<b>High School</b>					
<b>Purchased Services</b>					
26451130320G	Rental CC Sports Complex	0.00	2,405.00	0.00	10-1130-320-45-22
300	Purchased Services	0.00	2,405.00	0.00	Object
1130	High School	0.00	2,405.00	0.00	** Function
<b>Interscholastic Programs</b>					
<b>Salaries</b>					
16451500110G	HS BOYS ATH SAL STIP (28) +0.5 C	195,000.00	192,798.29	175,032.00	10-1500-110-45-22
16451500110N	MS BOYS ATH SAL STIP (7)	20,000.00	19,623.70	17,889.00	10-1500-110-45-27
16451500110I	DORRIS BOYS ATHLETICS (5)	5,000.00	3,917.01	5,000.00	10-1500-110-45-33
16451500111G	X-mas basketball tourn salary	1,525.00	0.00	1,525.00	10-1500-111-45-22
16451500120G	HS BOYS ATH SUBS SAL	2,000.00	3,735.00	2,000.00	10-1500-120-45-22
16451500120N	MS BOYS ATH SUBS SAL	0.00	270.00	0.00	10-1500-120-45-27
16451500131G	HS BOYS ATH WORKERS SAL	11,500.00	12,410.00	11,500.00	10-1500-131-45-22
16451500131N	MS BOYS ATH WORKERS SAL	2,600.00	2,461.00	2,600.00	10-1500-131-45-27
100	Salaries	237,625.00	235,215.00	215,546.00	Object
<b>Employee Benefits</b>					
16451500221G	HS ATH TRAIN LIFE	62.00	45.09	62.00	10-1500-221-45-22
16451500221N	MS BOYS ATH WORKER LIFE	10.00	6.37	10.00	10-1500-221-45-27
16451500221I	DORRIS BOYS ATHLETICS LIFE	0.00	1.01	0.00	10-1500-221-45-33
16451500222G	HS ATH HEALTH (prorated stip)	21,000.00	22,722.71	21,000.00	10-1500-222-45-22
16451500222N	MS BOYS ATH HEALTH prorated	3,157.00	2,472.30	3,157.00	10-1500-222-45-27
16451500222I	DORRIS BOYS ATHLETICS HEALTH	771.00	412.75	771.00	10-1500-222-45-33
200	Employee Benefits	25,000.00	25,660.23	25,000.00	Object
<b>Purchased Services</b>					
16451500323G	HS BOYS ATH REPR/MAINT	110.00	0.00	110.00	10-1500-323-45-22
16451500332G	HS ATH TRAVEL (FOOD & LODGE)	6,500.00	7,240.61	6,500.00	10-1500-332-45-22
16451500332N	MS BOYS ATHLETIC TRAVEL	110.00	0.00	110.00	10-1500-332-45-27
16451500333G	HS BOYS TICKETS STATE BSKT TOU	0.00	0.00	0.00	10-1500-333-45-22

# Unit Budget FY17 Expenditure Report

Printed: 9/16/2016 9:08 AM  
COLLINSVILLE 10

Education Fund 10						
Department	45	BOYS ATHLETIC				
Function	1500	Interscholastic Programs				
Object	300	Purchased Services				
Account	Description		UNIT FY17 Budget Expenditure	UNIT FY16 YTD Expenditure	UNIT FY16 Budget Expenditure	State Account Number
16451500338G	X-mas BSKT TOURN purchased ser		8,000.00	15,320.00	8,000.00	10-1500-338-45-22
16451500339G	X-mas BSKT TOURN GUARANTEES		17,500.00	15,600.00	17,500.00	10-1500-339-45-22
16451500391G	HS GOLF GREEN FEES		2,500.00	0.00	2,500.00	10-1500-391-45-22
	<b>300 Purchased Services</b>		<b>34,720.00</b>	<b>38,160.61</b>	<b>34,720.00</b>	<b>Object</b>
<b>Supplies And Materials</b>						
16451500410G	HS BSKT SUPPLY TOURN PROFIT LI		450.00	0.00	500.00	10-1500-410-45-22
16451500411G	HS BOYS BSKT SUPPLIES		1,440.00	110.40	1,600.00	10-1500-411-45-22
16451500411N	MS BOYS BSKT SUPPLIES		540.00	547.15	600.00	10-1500-411-45-27
16451500412G	HS BOYS FB SUPPLIES		9,900.00	8,108.50	11,000.00	10-1500-412-45-22
16451500413G	HS BOYS SOCCER SUPPLIES		1,350.00	1,500.00	1,500.00	10-1500-413-45-22
16451500414G	HS BOYS WREST SUPPLIES		990.00	673.00	1,100.00	10-1500-414-45-22
16451500414N	MS BOYS WRESTLING SUPPLIES		540.00	535.95	600.00	10-1500-414-45-27
16451500415G	HS BOYS GOLF SUPPLIES		540.00	506.50	600.00	10-1500-415-45-22
16451500416G	NA HS BOYS INVITATIONAL AWARDS		0.00	0.00	0.00	10-1500-416-45-22
16451500417G	HS BOYS BASEBALL SUPPLIES		1,350.00	1,494.00	1,500.00	10-1500-417-45-22
16451500417N	MS BOYS BASEBALL SUPPLIES		540.00	196.39	600.00	10-1500-417-45-27
16451500419G	HS Boys Bowling Supplies		540.00	660.85	600.00	10-1500-419-45-22
16451500421G	X-mas BSKT TOURN Supplies & Ma		10,800.00	5,595.20	12,000.00	10-1500-421-45-22
16451500421N	MS BSKT INV AWARDS		0.00	0.00	0.00	10-1500-421-45-27
16451500423G	HS ATHL TICKETS		450.00	383.81	500.00	10-1500-423-45-22
16451500424G	HS BOYS TENNIS SUPPLIES		630.00	349.00	700.00	10-1500-424-45-22
16451500425G	HS BOYS TRACK SUPPLIES		1,260.00	1,400.00	1,400.00	10-1500-425-45-22
	<b>400 Supplies And Materials</b>		<b>31,320.00</b>	<b>22,060.75</b>	<b>34,800.00</b>	<b>Object</b>
<b>Capital Outlay</b>						
16451500540G	HS BOYS Cap Outlay		10,000.00	5,114.28	16,499.00	10-1500-540-45-22
	<b>500 Capital Outlay</b>		<b>10,000.00</b>	<b>5,114.28</b>	<b>16,499.00</b>	<b>Object</b>
<b>Other Objects</b>						
16451500640G	HS (SOUTHWEST) CONF DUES		1,000.00	850.00	1,000.00	10-1500-640-45-22
16451500640N	MS CONF DUES		745.00	600.00	745.00	10-1500-640-45-27
16451500641G	HS BOYS TOURNEY ENTRY FEES		5,000.00	4,282.97	2,500.00	10-1500-641-45-22
	<b>600 Other Objects</b>		<b>6,745.00</b>	<b>5,732.97</b>	<b>4,245.00</b>	<b>Object</b>
<b>Non-Capitalized Equipment</b>						
16451500700G	HS BOYS Non Cap Equip		0.00	1,159.98	0.00	10-1500-700-45-22
	<b>700 Non-Capitalized Equipment</b>		<b>0.00</b>	<b>1,159.98</b>	<b>0.00</b>	<b>Object</b>

# Unit Budget FY17 Expenditure Report

Printed: 9/16/2016 9:08 AM  
COLLINSVILLE 10

Education Fund 10					
Account	Description	UNIT FY17 Budget Expenditure	UNIT FY16 YTD Expenditure	UNIT FY16 Budget Expenditure	State Account Number
<b>1500</b>	<b>Interscholastic Programs</b>	345,410.00	333,103.82	330,810.00	** Function
<b>Function 1501</b>					
<b>Purchased Services</b>					
16451501311G	HS BOYS ATH CONT SVC Referees	23,000.00	22,108.25	23,000.00	10-1501-311-45-22
16451501311N	MS BOYS CONT SVC Referees	5,422.00	3,327.00	5,422.00	10-1501-311-45-27
16451501332G	HS ATH DIR IN DIST TRAV Miles	200.00	76.72	200.00	10-1501-332-45-22
<b>300</b>	<b>Purchased Services</b>	28,622.00	25,511.97	28,622.00	Object
<b>Supplies And Materials</b>					
16451501414G	WRESTLING TOURNAMENT AWARDS	0.00	0.00	0.00	10-1501-414-45-22
<b>400</b>	<b>Supplies And Materials</b>	0.00	0.00	0.00	Object
<b>1501</b>	<b>Function 1501</b>	28,622.00	25,511.97	28,622.00	** Function
<b>45</b>	<b>BOYS ATHLETIC</b>	374,032.00	361,020.79	359,432.00	* Department
<b>GIRLS ATHLETIC</b>					
<b>High School</b>					
<b>Other Objects</b>					
16461130640G	Added per evaluation	0.00	0.00	0.00	10-1130-640-46-22
<b>600</b>	<b>Other Objects</b>	0.00	0.00	0.00	Object
<b>1130</b>	<b>High School</b>	0.00	0.00	0.00	** Function
<b>Interscholastic Programs</b>					
<b>Salaries</b>					
16461500110G	HS GIRLS ATH SAL STIP (18)	123,000.00	123,243.76	115,000.00	10-1500-110-46-22
16461500110N	MS GIRL ATH SAL STIP (9)	25,500.00	25,322.48	24,000.00	10-1500-110-46-27
16461500110I	DORRIS GIRLS ATHLETICS (6)	5,000.00	3,868.42	5,000.00	10-1500-110-46-33
16461500120G	HS GIRLS ATHLETIC SUBS SAL	1,000.00	1,305.00	1,000.00	10-1500-120-46-22
16461500120N	MS GIRLS ATHLETIC SUBS SAL	0.00	90.00	0.00	10-1500-120-46-27
16461500121G	HS GIRLS ATHL WORKERS SAL	5,000.00	4,665.00	3,000.00	10-1500-121-46-22
16461500121N	MS GIRLS ATHL WORKERS SAL	4,000.00	3,348.00	3,000.00	10-1500-121-46-27
<b>100</b>	<b>Salaries</b>	163,500.00	161,842.66	151,000.00	Object
<b>Employee Benefits</b>					
16461500221G	HS GIRLS ATH SAL STIP LIFE	36.00	24.90	36.00	10-1500-221-46-22
16461500221N	MS GIRLS ATHL WORKER LIFE	6.00	6.70	6.00	10-1500-221-46-27
16461500221I	DORRIS GIRLS ATHLETICS LIFE	3.00	1.01	3.00	10-1500-221-46-33

# Unit Budget FY17 Expenditure Report

Printed: 9/16/2016 9:08 AM  
COLLINSVILLE 10

Education Fund 10						
Account	Description	UNIT FY17 Budget Expenditure	UNIT FY16 YTD Expenditure	UNIT FY16 Budget Expenditure	State Account Number	
16461500222G	HS GIRLS ATH SAL STIP HEALTH	13,000.00	12,753.49	12,420.00	10-1500-222-46-22	
16461500222N	MS GIRLS ATHL WORKER HEALTH	2,500.00	2,659.24	1,850.00	10-1500-222-46-27	
16461500222I	DORRIS GIRLS ATHLETICS HEALTH	757.00	432.03	757.00	10-1500-222-46-33	
	<b>200 Employee Benefits</b>	<b>16,302.00</b>	<b>15,877.37</b>	<b>15,072.00</b>	<b>Object</b>	
<b>Purchased Services</b>						
16461500332G	HS GIRLS ATH TRAVEL Food, lodg	7,000.00	16,398.27	7,000.00	10-1500-332-46-22	
16461500332N	MS GIRLS ATH TRAVEL EXPENSE	330.00	0.00	330.00	10-1500-332-46-27	
	<b>300 Purchased Services</b>	<b>7,330.00</b>	<b>16,398.27</b>	<b>7,330.00</b>	<b>Object</b>	
<b>Supplies And Materials</b>						
16461500411G	HS GIRLS BSKT SUPPLIES	1,440.00	1,600.00	1,600.00	10-1500-411-46-22	
16461500411N	MS GIRLS BSKT SUPPLIES	540.00	0.00	600.00	10-1500-411-46-27	
16461500412G	HS Girls Dance Team Supplies	540.00	402.76	600.00	10-1500-412-46-22	
16461500412N	MS Girls Dance Team Supplies	270.00	0.00	300.00	10-1500-412-46-27	
16461500413G	HS GIRLS SOCCER SUPPLIES	1,350.00	1,492.85	1,500.00	10-1500-413-46-22	
16461500414G	HS Girls Cheerleading Supplie	540.00	500.00	600.00	10-1500-414-46-22	
16461500414N	MS Girls Cheerleading Supplies	270.00	0.00	300.00	10-1500-414-46-27	
16461500415G	HS GIRLS GOLF SUPPLIES	540.00	600.00	600.00	10-1500-415-46-22	
16461500416G	HS GIRLS INVITATIONAL AWARDS	0.00	0.00	0.00	10-1500-416-46-22	
16461500417G	HS GIRLS SOFTBALL SUPPLIES	1,350.00	1,500.00	1,500.00	10-1500-417-46-22	
16461500417N	MS GIRLS SOFTBALL SUPPLIES	540.00	600.00	600.00	10-1500-417-46-27	
16461500418G	HS Girls Bowling Supplies	540.00	600.00	600.00	10-1500-418-46-22	
16461500420G	HS GIRLS VOLLEYBALL SUPPLIES	1,350.00	694.00	1,500.00	10-1500-420-46-22	
16461500420N	MS GIRLS VOLLEY SUPPLIES	540.00	0.00	600.00	10-1500-420-46-27	
16461500424G	HS GIRLS TENNIS SUPPLIES	630.00	700.00	700.00	10-1500-424-46-22	
16461500425G	HS GIRLS TRACK SUPPLIES	1,260.00	1,400.00	1,400.00	10-1500-425-46-22	
	<b>400 Supplies And Materials</b>	<b>11,700.00</b>	<b>10,089.61</b>	<b>13,000.00</b>	<b>Object</b>	
<b>Other Objects</b>						
16461500640G	HS GIRLS TOURNEY ENTRY FEES	4,050.00	3,757.00	4,500.00	10-1500-640-46-22	
16461500640N	MS GIRLS TOURNEY ENTRY FEES	950.00	899.00	950.00	10-1500-640-46-27	
	<b>600 Other Objects</b>	<b>5,000.00</b>	<b>4,656.00</b>	<b>5,450.00</b>	<b>Object</b>	
	<b>1500 Interscholastic Programs</b>	<b>203,832.00</b>	<b>208,863.91</b>	<b>191,852.00</b>	<b>** Function</b>	
<b>Function 1501</b>						
<b>Purchased Services</b>						
16461501311G	HS GIRLS ATHL CONT SVC	10,500.00	10,844.50	10,500.00	10-1501-311-46-22	

# Unit Budget FY17 Expenditure Report

Printed: 9/16/2016 9:08 AM  
COLLINSVILLE 10

Education Fund 10						
Account	Description	UNIT FY17 Budget Expenditure	UNIT FY16 YTD Expenditure	UNIT FY16 Budget Expenditure	State Account Number	
16461501311N	MS GIRLS ATHL CONT SVC	3,700.00	5,127.00	3,700.00	10-1501-311-46-27	
	<b>300 Purchased Services</b>	<b>14,200.00</b>	<b>15,971.50</b>	<b>14,200.00</b>	Object	
	<b>1501 Function 1501</b>	<b>14,200.00</b>	<b>15,971.50</b>	<b>14,200.00</b>	** Function	
	<b>46 GIRLS ATHLETIC</b>	<b>218,032.00</b>	<b>224,835.41</b>	<b>206,052.00</b>	* Department	
<b>MISC ATHLETICS(10) ROOFS (20)</b>						
<b><u>Interscholastic Programs</u></b>						
<b>Purchased Services</b>						
16471500332G	BOYS/GIRLS ATH TRAVEL food	8,000.00	7,640.70	8,300.00	10-1500-332-47-22	
	<b>300 Purchased Services</b>	<b>8,000.00</b>	<b>7,640.70</b>	<b>8,300.00</b>	Object	
<b>Supplies And Materials</b>						
16471500410G	MISC ATH DIR SUPPLIES	3,600.00	3,217.94	4,000.00	10-1500-410-47-22	
16471500410N	MS TRACK SUPPLIES	540.00	0.00	600.00	10-1500-410-47-27	
16471500411G	HS CROSS COUNTRY SUPPLIES	1,080.00	1,196.00	1,200.00	10-1500-411-47-22	
16471500411N	MS Cross Country	270.00	0.00	300.00	10-1500-411-47-27	
16471500412G	HS Athletic Awards/Trophy	5,850.00	6,643.10	6,500.00	10-1500-412-47-22	
16471500412N	MS ATHLETIC AWARDS	1,800.00	646.76	2,000.00	10-1500-412-47-27	
16471500413G	HS TENNIS SUPPLIES	630.00	700.00	700.00	10-1500-413-47-22	
16471500413N	MS B/G Bowling supplies	540.00	0.00	600.00	10-1500-413-47-27	
16471500417G	ATHLETIC TRAINER SUPPLIES	4,050.00	4,438.75	4,500.00	10-1500-417-47-22	
16471500418G	ATHLETIC DRUG TESTING	2,700.00	2,244.00	3,000.00	10-1500-418-47-22	
	<b>400 Supplies And Materials</b>	<b>21,060.00</b>	<b>19,086.55</b>	<b>23,400.00</b>	Object	
<b>Other Objects</b>						
16471500640U	BOYS/GIRLS TOURNEY ENTRY FEES	11,000.00	9,974.00	11,000.00	10-1500-640-47-10	
	<b>600 Other Objects</b>	<b>11,000.00</b>	<b>9,974.00</b>	<b>11,000.00</b>	Object	
	<b>1500 Interscholastic Programs</b>	<b>40,060.00</b>	<b>36,701.25</b>	<b>42,700.00</b>	** Function	
	<b>47 MISC ATHLETICS(10) ROOFS (20)</b>	<b>40,060.00</b>	<b>36,701.25</b>	<b>42,700.00</b>	* Department	
<b>MISC CMS (10) PORTABLE (20)</b>						
<b><u>Middle-Junior High</u></b>						
<b>Employee Benefits</b>						
16481120222U	NA MS HEALTH INSU (temp)	0.00	0.00	0.00	10-1120-222-48-10	
	<b>200 Employee Benefits</b>	<b>0.00</b>	<b>0.00</b>	<b>0.00</b>	Object	
<b>Purchased Services</b>						

# Unit Budget FY17 Expenditure Report

Printed: 9/16/2016 9:08 AM  
COLLINSVILLE 10

Education Fund 10						
Account	Description	UNIT FY17 Budget Expenditure	UNIT FY16 YTD Expenditure	UNIT FY16 Budget Expenditure	State Account Number	
16481120332N	MS PROF TRAVEL	300.00	0.00	300.00	10-1120-332-48-27	
	<b>300 Purchased Services</b>	300.00	0.00	300.00	Object	
<b>Supplies And Materials</b>						
16481120410U	CHS MS RTI Materials (2ndary)	18,000.00	10,003.70	20,000.00	10-1120-410-48-10	
16481120410N	MS MISC SUPPLIES	990.00	665.55	1,100.00	10-1120-410-48-27	
16481120411N	MS WAREHOUSE Paper	15,840.00	8,476.10	17,600.00	10-1120-411-48-27	
16481120414N	MS WORKBOOKS	900.00	0.00	1,000.00	10-1120-414-48-27	
16481120415N	MS STUDENT HANDBOOK	5,940.00	5,878.13	6,600.00	10-1120-415-48-27	
16481120420N	MS TEXTBOOKS	9,000.00	4,129.70	10,000.00	10-1120-420-48-27	
16481120421N	MS TEXT REBIND	1,305.00	518.75	1,450.00	10-1120-421-48-27	
16481120440N	MS PERIODICALS	135.00	0.00	150.00	10-1120-440-48-27	
	<b>400 Supplies And Materials</b>	52,110.00	29,671.93	57,900.00	Object	
<b>Other Objects</b>						
16481120640N	MS DUES AND FEES	100.00	0.00	100.00	10-1120-640-48-27	
	<b>600 Other Objects</b>	100.00	0.00	100.00	Object	
<b>Non-Capitalized Equipment</b>						
16481120700N	MS CAPITAL OUTLAY	30,000.00	0.00	42,000.00	10-1120-700-48-27	
	<b>700 Non-Capitalized Equipment</b>	30,000.00	0.00	42,000.00	Object	
	<b>1120 Middle-Junior High</b>	82,510.00	29,671.93	100,300.00	** Function	
<b>Interscholastic Programs</b>						
<b>Salaries</b>						
16481500110N	MS ACTIVITY SPONSOR (9)CIS4	7,336.00	7,659.28	7,336.00	10-1500-110-48-27	
	<b>100 Salaries</b>	7,336.00	7,659.28	7,336.00	Object	
<b>Employee Benefits</b>						
16481500221N	MS ACTIVITY SPONSOR LIFE	0.00	1.84	0.00	10-1500-221-48-27	
16481500222N	MS ACTIVITY SPONSOR HEALTH	800.00	908.10	800.00	10-1500-222-48-27	
	<b>200 Employee Benefits</b>	800.00	909.94	800.00	Object	
	<b>1500 Interscholastic Programs</b>	8,136.00	8,569.22	8,136.00	** Function	
<b>Office Of Principal Serv</b>						
<b>Salaries</b>						
16482410110N	MS DEPT CHAIRS Stip (8)	7,662.00	7,687.59	7,662.00	10-2410-110-48-27	
	<b>100 Salaries</b>	7,662.00	7,687.59	7,662.00	Object	
<b>Employee Benefits</b>						

# Unit Budget FY17 Expenditure Report

Printed: 9/16/2016 9:08 AM  
COLLINSVILLE 10

Education Fund 10						
Account	Description	UNIT FY17 Budget Expenditure	UNIT FY16 YTD Expenditure	UNIT FY16 Budget Expenditure	State Account Number	
16482410221N	MS DEPT CHAIRS LIFE	2.00	1.96	2.00	10-2410-221-48-27	
16482410222N	MS SUB DEPT CHAIRS HEALTH	900.00	1,060.15	900.00	10-2410-222-48-27	
	<b>200 Employee Benefits</b>	902.00	1,062.11	902.00	Object	
	<b>2410 Office Of Principal Serv</b>	8,564.00	8,749.70	8,564.00	** Function	
	<b>48 MISC CMS (10) PORTABLE (20)</b>	99,210.00	46,990.85	117,000.00	* Department	
<b>MISC HS (10) CONTINGENCY (20)</b>						
<u>High School</u>						
<b>Purchased Services</b>						
16491130300G	HS Instructional Software (NEW	5,000.00	2,000.00	5,000.00	10-1130-300-49-22	
16491130332G	HS PROF TRAV (Admin Ac)	2,200.00	633.74	2,200.00	10-1130-332-49-22	
16491130333G	HS CONTEST TRAVEL	15,000.00	19,186.37	15,000.00	10-1130-333-49-22	
	<b>300 Purchased Services</b>	22,200.00	21,820.11	22,200.00	Object	
<b>Supplies And Materials</b>						
16491130410G	HS MISC SUPPLIES	1,890.00	566.81	2,100.00	10-1130-410-49-22	
16491130411G	HS INST NON CAP	990.00	557.86	1,100.00	10-1130-411-49-22	
16491130412G	HS WAREHOUSE SUPPLIES (paper)	36,000.00	37,614.45	40,000.00	10-1130-412-49-22	
16491130414G	HS WORKBOOKS	5,805.00	6,220.50	6,450.00	10-1130-414-49-22	
16491130415G	HS STUDENT/PARENT HANDBOOKS	12,870.00	16,995.00	14,300.00	10-1130-415-49-22	
16491130420G	HS TEXTBOOKS	54,000.00	27,674.69	60,000.00	10-1130-420-49-22	
16491130421G	HS TEXTBOOK BINDING	4,500.00	3,534.75	5,000.00	10-1130-421-49-22	
16491130440G	HS PERIODICALS	495.00	0.00	550.00	10-1130-440-49-22	
	<b>400 Supplies And Materials</b>	116,550.00	93,164.06	129,500.00	Object	
<b>Other Objects</b>						
16491130640G	HS NORTH CENTRAL DUES	625.00	0.00	625.00	10-1130-640-49-22	
16491130641G	HS IHSA DUES	0.00	0.00	0.00	10-1130-641-49-22	
	<b>600 Other Objects</b>	625.00	0.00	625.00	Object	
<b>Non-Capitalized Equipment</b>						
16491130700G	HS CAPITAL OUTLAY	6,000.00	1,143.68	6,000.00	10-1130-700-49-22	
	<b>700 Non-Capitalized Equipment</b>	6,000.00	1,143.68	6,000.00	Object	
	<b>1130 High School</b>	145,375.00	116,127.85	158,325.00	** Function	
<u>Interscholastic Programs</u>						
<b>Salaries</b>						
16491500110G	HS ACT DIR see asst. princ.d03	0.00	0.00	0.00	10-1500-110-49-22	

# Unit Budget FY17 Expenditure Report

Printed: 9/16/2016 9:08 AM  
COLLINSVILLE 10

Education Fund 10						
Account	Description	UNIT FY17 Budget Expenditure	UNIT FY16 YTD Expenditure	UNIT FY16 Budget Expenditure	State Account Number	
16491500115G	HS ACTIVITY SPONSOR SAL (36.5)	38,000.00	39,401.98	38,000.00	10-1500-115-49-22	
16491500120G	HS ACT DIR SUB SAL	0.00	0.00	0.00	10-1500-120-49-22	
	<b>100 Salaries</b>	<b>38,000.00</b>	<b>39,401.98</b>	<b>38,000.00</b>	<b>Object</b>	
<b>Employee Benefits</b>						
16491500221G	HS ACTIVITY SPONSOR LIFE	11.00	8.66	11.00	10-1500-221-49-22	
16491500222G	HS ACT DIR HEALTH	5,000.00	4,435.75	5,000.00	10-1500-222-49-22	
	<b>200 Employee Benefits</b>	<b>5,011.00</b>	<b>4,444.41</b>	<b>5,011.00</b>	<b>Object</b>	
<b>Purchased Services</b>						
16491500314G	HS STUDENT ACT PURCHASED SERV	0.00	0.00	0.00	10-1500-314-49-22	
16491500332G	HS ACT DIR CONF & TRVL	0.00	0.00	0.00	10-1500-332-49-22	
	<b>300 Purchased Services</b>	<b>0.00</b>	<b>0.00</b>	<b>0.00</b>	<b>Object</b>	
<b>Supplies And Materials</b>						
16491500410G	HS ACTIVITY SUPPLIES	0.00	0.00	0.00	10-1500-410-49-22	
	<b>400 Supplies And Materials</b>	<b>0.00</b>	<b>0.00</b>	<b>0.00</b>	<b>Object</b>	
	<b>1500 Interscholastic Programs</b>	<b>43,011.00</b>	<b>43,846.39</b>	<b>43,011.00</b>	<b>** Function</b>	
<b>Office Of Principal Serv</b>						
<b>Salaries</b>						
16492410110G	HS DEPT CHAIRS SAL (12)	12,500.00	11,290.73	12,500.00	10-2410-110-49-22	
	<b>100 Salaries</b>	<b>12,500.00</b>	<b>11,290.73</b>	<b>12,500.00</b>	<b>Object</b>	
<b>Employee Benefits</b>						
16492410221G	HS DEPT CHAIRS LIFE	2.00	2.12	2.00	10-2410-221-49-22	
16492410222G	HS DEPT CHAIRS HEALTH	1,000.00	1,057.91	1,000.00	10-2410-222-49-22	
	<b>200 Employee Benefits</b>	<b>1,002.00</b>	<b>1,060.03</b>	<b>1,002.00</b>	<b>Object</b>	
<b>Purchased Services</b>						
16492410340G	HS OFFICE POSTAGE/RENTAL	11,800.00	1,540.72	11,800.00	10-2410-340-49-22	
	<b>300 Purchased Services</b>	<b>11,800.00</b>	<b>1,540.72</b>	<b>11,800.00</b>	<b>Object</b>	
<b>Supplies And Materials</b>						
16492410411G	HS MAIN OFF STUDENT SUPPLIES	3,465.00	4,118.97	3,850.00	10-2410-411-49-22	
	<b>400 Supplies And Materials</b>	<b>3,465.00</b>	<b>4,118.97</b>	<b>3,850.00</b>	<b>Object</b>	
<b>Non-Capitalized Equipment</b>						
16492410700G	HS PRIN OFF STUDENT CAP OUTLAY	3,500.00	0.00	3,500.00	10-2410-700-49-22	
	<b>700 Non-Capitalized Equipment</b>	<b>3,500.00</b>	<b>0.00</b>	<b>3,500.00</b>	<b>Object</b>	
	<b>2410 Office Of Principal Serv</b>	<b>32,267.00</b>	<b>18,010.45</b>	<b>32,652.00</b>	<b>** Function</b>	

# Unit Budget FY17 Expenditure Report

Printed: 9/16/2016 9:08 AM  
COLLINSVILLE 10

## Education Fund 10

Department 49 MISC HS (10) CONTINGENCY (20)  
Function 2410 Office Of Principal Serv  
Object 700 Non-Capitalized Equipment

Account	Description	UNIT FY17 Budget Expenditure	UNIT FY16 YTD Expenditure	UNIT FY16 Budget Expenditure	State Account Number
49	<b>MISC HS (10) CONTINGENCY (20)</b>	220,653.00	177,984.69	233,988.00	* Department
<b>COOP Student Program (Davidson)</b>					
<b>Function 1400</b>					
<b>Salaries</b>					
16501400110G	COOP STAFF SAL (1)	77,916.00	75,559.22	75,894.00	10-1400-110-50-22
16501400115G	COOP STUDENTS see dep84	40,000.00	35,199.51	40,000.00	10-1400-115-50-22
16501400120G	COOP SUBS SAL	500.00	794.43	500.00	10-1400-120-50-22
100	<b>Salaries</b>	118,416.00	111,553.16	116,394.00	Object
<b>Employee Benefits</b>					
16501400221G	COOP STAFF Life (1)	23.00	14.99	23.00	10-1400-221-50-22
16501400222G	COOP HEALTH (1)	7,770.00	7,685.28	7,770.00	10-1400-222-50-22
200	<b>Employee Benefits</b>	7,793.00	7,700.27	7,793.00	Object
<b>Purchased Services</b>					
16501400332G	COOP TRAVEL	330.00	0.00	330.00	10-1400-332-50-22
300	<b>Purchased Services</b>	330.00	0.00	330.00	Object
<b>Supplies And Materials</b>					
16501400410G	COOP SUPPLY	360.00	377.27	400.00	10-1400-410-50-22
400	<b>Supplies And Materials</b>	360.00	377.27	400.00	Object
1400	<b>Function 1400</b>	126,899.00	119,630.70	124,917.00	** Function
50	<b>COOP Student Program (Davidson)</b>	126,899.00	119,630.70	124,917.00	* Department
<b>ADULT EDUCATION</b>					
<b>Office Of Principal Serv</b>					
<b>Employee Benefits</b>					
16512410221G	ADULT ED LIFE	0.00	0.00	0.00	10-2410-221-51-22
200	<b>Employee Benefits</b>	0.00	0.00	0.00	Object
2410	<b>Office Of Principal Serv</b>	0.00	0.00	0.00	** Function
51	<b>ADULT EDUCATION</b>	0.00	0.00	0.00	* Department
<b>10-11 CHARACTER PLUS DEVELOPMENT</b>					
<b>Function 2210</b>					
<b>Salaries</b>					
16532210111U	10-11 CHARACTER PLUS	0.00	0.00	0.00	10-2210-111-53-10

# Unit Budget FY17 Expenditure Report

Printed: 9/16/2016 9:08 AM  
COLLINSVILLE 10

## Education Fund 10

Department 53 10-11 CHARACTER PLUS DEVELOPMENT  
Function 2210 Function 2210  
Object 100 Salaries

Account	Description	UNIT FY17 Budget Expenditure	UNIT FY16 YTD Expenditure	UNIT FY16 Budget Expenditure	State Account Number
---------	-------------	------------------------------------	------------------------------	------------------------------------	----------------------

16532210120U	10-11 CHARACTER PLUS	0.00	0.00	0.00	10-2210-120-53-10
	<b>100 Salaries</b>	0.00	0.00	0.00	Object

**Employee Benefits**

16532210221U	10-11 CHARACTER PLUS LIFE	0.00	0.00	0.00	10-2210-221-53-10
16532210222U	10-11 CHARACTER PLUS HEALTH	0.00	0.00	0.00	10-2210-222-53-10
	<b>200 Employee Benefits</b>	0.00	0.00	0.00	Object

**Purchased Services**

16532210314U	11-12 CHARACTER PLUS CONS	0.00	0.00	0.00	10-2210-314-53-10
16532210332U	10-11 CHARACTERE PLUS TRAV	0.00	0.00	0.00	10-2210-332-53-10
	<b>300 Purchased Services</b>	0.00	0.00	0.00	Object

**Supplies And Materials**

16532210410U	09-10 CHARACTER PLUS SUPPLIES	0.00	0.00	0.00	10-2210-410-53-10
	<b>400 Supplies And Materials</b>	0.00	0.00	0.00	Object
	<b>2210 Function 2210</b>	0.00	0.00	0.00	** Function
	<b>53 10-11 CHARACTER PLUS DEVELOPMENT</b>	0.00	0.00	0.00	* Department

**NA FY11 READ IMP (3715)**

Elementary

**Salaries**

16541110110U	08-09 READ IMP SAL	0.00	0.00	0.00	10-1110-110-54-10
16541110111U	08-09 READING IMP STIPENDS	0.00	0.00	0.00	10-1110-111-54-10
16541110115U	NA READ IMP CL SAL	0.00	0.00	0.00	10-1110-115-54-10
	<b>100 Salaries</b>	0.00	0.00	0.00	Object

**Employee Benefits**

16541110221U	NA READ IMP STIP LIFE	0.00	0.00	0.00	10-1110-221-54-10
16541110222U	NA READ IMP HEALTH	0.00	0.00	0.00	10-1110-222-54-10
	<b>200 Employee Benefits</b>	0.00	0.00	0.00	Object

**Supplies And Materials**

16541110410U	NA READ IMP SUPPLIES	0.00	0.00	0.00	10-1110-410-54-10
	<b>400 Supplies And Materials</b>	0.00	0.00	0.00	Object
	<b>1110 Elementary</b>	0.00	0.00	0.00	** Function

**Function 2300**

**Employee Benefits**

# Unit Budget FY17 Expenditure Report

Printed: 9/16/2016 9:08 AM  
COLLINSVILLE 10

## Education Fund 10

Department 54 NA FY11 READ IMP (3715)  
Function 2300 Function 2300  
Object 200 Employee Benefits

Account	Description	UNIT FY17 Budget Expenditure	UNIT FY16 YTD Expenditure	UNIT FY16 Budget Expenditure	State Account Number
16542300222U	NA READ IMP HEALTH	0.00	0.00	0.00	10-2300-222-54-10
	200 Employee Benefits	0.00	0.00	0.00	Object
	2300 Function 2300	0.00	0.00	0.00	** Function
	54 NA FY11 READ IMP (3715)	0.00	0.00	0.00	* Department
<b>09-10 READ IMP (3715)</b>					
<b>Elementary</b>					
<b>Salaries</b>					
16551110110U	NA READ IMP SAL NA	0.00	0.00	0.00	10-1110-110-55-10
16551110111U	NA READING IMP STIP	0.00	0.00	0.00	10-1110-111-55-10
16551110115U	NA READ IMP CLER SAL NA	0.00	0.00	0.00	10-1110-115-55-10
	100 Salaries	0.00	0.00	0.00	Object
<b>Employee Benefits</b>					
16551110221U	NA READ IMP LIFE	0.00	0.00	0.00	10-1110-221-55-10
16551110222U	NA READ IMP HEALTH	0.00	0.00	0.00	10-1110-222-55-10
	200 Employee Benefits	0.00	0.00	0.00	Object
<b>Supplies And Materials</b>					
16551110410U	NA READ IMP SUPPLIES	0.00	0.00	0.00	10-1110-410-55-10
	400 Supplies And Materials	0.00	0.00	0.00	Object
	1110 Elementary	0.00	0.00	0.00	** Function
	55 09-10 READ IMP (3715)	0.00	0.00	0.00	* Department
<b>10-11 FED TECH PREP</b>					
<b>Function 1400</b>					
<b>Salaries</b>					
16581400120U	NA FED TECH PREP SUBS SAL	0.00	0.00	0.00	10-1400-120-58-10
	100 Salaries	0.00	0.00	0.00	Object
	1400 Function 1400	0.00	0.00	0.00	** Function
<b>Function 2210</b>					
<b>Purchased Services</b>					
16582210333U	NA FED TECH PREP TRAV/FOOD	0.00	0.00	0.00	10-2210-333-58-10
	300 Purchased Services	0.00	0.00	0.00	Object
<b>Supplies And Materials</b>					

# Unit Budget FY17 Expenditure Report

Printed: 9/16/2016 9:08 AM  
COLLINSVILLE 10

Education Fund 10						
Account	Description	UNIT FY17 Budget Expenditure	UNIT FY16 YTD Expenditure	UNIT FY16 Budget Expenditure	State Account Number	
16582210410U	NA FED TECH PREP SUPPLIES	0.00	0.00	0.00	10-2210-410-58-10	
	400 Supplies And Materials	0.00	0.00	0.00	Object	
	2210 Function 2210	0.00	0.00	0.00	** Function	
	58 10-11 FED TECH PREP	0.00	0.00	0.00	* Department	
<b>16-17 Title III (IEP) (4905)</b>						
<b><u>LIPLEPS GRANT</u></b>						
<b>Supplies And Materials</b>						
16641802410U	NAFY13 Title III IEP (4905)	0.00	0.00	0.00	10-1802-410-64-10	
	400 Supplies And Materials	0.00	0.00	0.00	Object	
<b>Non-Capitalized Equipment</b>						
16641802700U	NAFY13 LIPLEPS GRANT (4905)	0.00	0.00	0.00	10-1802-700-64-10	
	700 Non-Capitalized Equipment	0.00	0.00	0.00	Object	
	1802 LIPLEPS GRANT	0.00	0.00	0.00	** Function	
<b><u>Community Recreation Srv</u></b>						
<b>Salaries</b>						
16643200115U	NAFY13 Title III IEP Sal (4905)	0.00	0.00	0.00	10-3200-115-64-10	
	100 Salaries	0.00	0.00	0.00	Object	
<b>Employee Benefits</b>						
16643200221U	NA Title III IEP	0.00	0.00	0.00	10-3200-221-64-10	
16643200222U	NA Title III IEP	0.00	0.00	0.00	10-3200-222-64-10	
	200 Employee Benefits	0.00	0.00	0.00	Object	
	3200 Community Recreation Srv	0.00	0.00	0.00	** Function	
	64 16-17 Title III (IEP) (4905)	0.00	0.00	0.00	* Department	
<b>BILINGUAL Local</b>						
<b><u>Ed Deprived/Remidial Prog</u></b>						
<b>Employee Benefits</b>						
16651250221U	NA BILINGUAL LIFE	0.00	0.00	0.00	10-1250-221-65-10	
16651250222U	NA BILINGUAL HEALTH	0.00	0.00	0.00	10-1250-222-65-10	
	200 Employee Benefits	0.00	0.00	0.00	Object	
	1250 Ed Deprived/Remidial Prog	0.00	0.00	0.00	** Function	

**Bilingual Programs**

# Unit Budget FY17 Expenditure Report

Printed: 9/16/2016 9:08 AM  
COLLINSVILLE 10

Education Fund 10						
Account	Description	UNIT FY17 Budget Expenditure	UNIT FY16 YTD Expenditure	UNIT FY16 Budget Expenditure	State Account Number	
<b>Salaries</b>						
16651800110U	BILINGUAL Salary (Local)(9) was 9	516,946.00	571,862.56	575,175.00	10-1800-110-65-10	
16651800115U	Bilingual Sal n-cert (1)	5,000.00	76.77	5,000.00	10-1800-115-65-10	
16651800120U	Bilingual Local State Sub	5,000.00	23,490.39	5,000.00	10-1800-120-65-10	
<b>100</b>	<b>Salaries</b>	<b>526,946.00</b>	<b>595,429.72</b>	<b>585,175.00</b>	<b>Object</b>	
<b>Employee Benefits</b>						
16651800221U	Bilingual Life (Local)	200.00	154.74	200.00	10-1800-221-65-10	
16651800222U	Bilingual Health (10.28) (Local)	80,500.00	78,247.72	80,500.00	10-1800-222-65-10	
<b>200</b>	<b>Employee Benefits</b>	<b>80,700.00</b>	<b>78,402.46</b>	<b>80,700.00</b>	<b>Object</b>	
<b>Purchased Services</b>						
16651800332U	Bilingual travel(Local)	2,600.00	2,346.62	2,600.00	10-1800-332-65-10	
<b>300</b>	<b>Purchased Services</b>	<b>2,600.00</b>	<b>2,346.62</b>	<b>2,600.00</b>	<b>Object</b>	
<b>Supplies And Materials</b>						
16651800410U	Bilingual materials (Local)	100.00	0.00	100.00	10-1800-410-65-10	
<b>400</b>	<b>Supplies And Materials</b>	<b>100.00</b>	<b>0.00</b>	<b>100.00</b>	<b>Object</b>	
<b>1800</b>	<b>Bilingual Programs</b>	<b>610,346.00</b>	<b>676,178.80</b>	<b>668,575.00</b>	<b>** Function</b>	
<b>Special Area Adm. Serv</b>						
<b>Salaries</b>						
16652330110U	Bilingual Admin (Local/State) (1) 20 add days?	78,194.00	47,848.64	47,484.00	10-2330-110-65-10	
<b>100</b>	<b>Salaries</b>	<b>78,194.00</b>	<b>47,848.64</b>	<b>47,484.00</b>	<b>Object</b>	
<b>Employee Benefits</b>						
16652330221U	Bilingual Admin Life	10.00	8.40	10.00	10-2330-221-65-10	
16652330222U	BILINGUAL ADMIN HEALTH	4,800.00	4,764.19	4,800.00	10-2330-222-65-10	
<b>200</b>	<b>Employee Benefits</b>	<b>4,810.00</b>	<b>4,772.59</b>	<b>4,810.00</b>	<b>Object</b>	
<b>2330</b>	<b>Special Area Adm. Serv</b>	<b>83,004.00</b>	<b>52,621.23</b>	<b>52,294.00</b>	<b>** Function</b>	
<b>Civic Services</b>						
<b>Salaries</b>						
16653300115U	Bilingual Salaries	0.00	0.00	0.00	10-3300-115-65-10	
<b>100</b>	<b>Salaries</b>	<b>0.00</b>	<b>0.00</b>	<b>0.00</b>	<b>Object</b>	
<b>3300</b>	<b>Civic Services</b>	<b>0.00</b>	<b>0.00</b>	<b>0.00</b>	<b>** Function</b>	
<b>65</b>	<b>BILINGUAL Local</b>	<b>693,350.00</b>	<b>728,800.02</b>	<b>720,869.00</b>	<b>* Department</b>	

# Unit Budget FY17 Expenditure Report

Printed: 9/16/2016 9:08 AM  
COLLINSVILLE 10

Education Fund 10						
Account	Description		UNIT FY17 Budget Expenditure	UNIT FY16 YTD Expenditure	UNIT FY16 Budget Expenditure	State Account Number

**15-16 BILINGUAL (3305)**

**Ed Deprived/Remidial Prog**

**Salaries**

16661250110U	15-16 Bilingual Grant Sal (4)		27,528.00	151,401.56	0.00	10-1250-110-66-10
	<b>100 Salaries</b>		<b>27,528.00</b>	<b>151,401.56</b>	<b>0.00</b>	<b>Object</b>

**Employee Benefits**

16661250221U	15-16 Bilingual Grant Life		8.00	57.04	0.00	10-1250-221-66-10
16661250222U	15-16 Bilingual Grant Health		3,517.00	18,501.35	0.00	10-1250-222-66-10
	<b>200 Employee Benefits</b>		<b>3,525.00</b>	<b>18,558.39</b>	<b>0.00</b>	<b>Object</b>

**Purchased Services**

16661250310U	BILINGUAL GRANT SUPPLY		0.00	5,000.00	0.00	10-1250-310-66-10
	<b>300 Purchased Services</b>		<b>0.00</b>	<b>5,000.00</b>	<b>0.00</b>	<b>Object</b>

**Supplies And Materials**

16661250410U	BILINGUAL GRANT SUPPLY		2,961.00	0.00	2,961.00	10-1250-410-66-10
	<b>400 Supplies And Materials</b>		<b>2,961.00</b>	<b>0.00</b>	<b>2,961.00</b>	<b>Object</b>
	<b>1250 Ed Deprived/Remidial Prog</b>		<b>34,014.00</b>	<b>174,959.95</b>	<b>2,961.00</b>	<b>** Function</b>

**Bilingual Programs**

**Salaries**

16661800110U	15-16 BILINGUAL SAL 3305		0.00	0.00	0.00	10-1800-110-66-10
16661800115U	15-16 BILIN INST AIDE (3)3305		0.00	0.00	0.00	10-1800-115-66-10
16661800120U	NA BILINGUAL SUBS SAL		0.00	0.00	0.00	10-1800-120-66-10
	<b>100 Salaries</b>		<b>0.00</b>	<b>0.00</b>	<b>0.00</b>	<b>Object</b>

**Employee Benefits**

16661800221U	15-16 BILINGUAL LIFE (9)3305		0.00	0.00	0.00	10-1800-221-66-10
16661800222U	15-16 BILING HEALTH (9)3305		0.00	0.00	0.00	10-1800-222-66-10
	<b>200 Employee Benefits</b>		<b>0.00</b>	<b>0.00</b>	<b>0.00</b>	<b>Object</b>

**Purchased Services**

16661800332U	15-16 BILINGUAL TRAVEL 3305		0.00	0.00	0.00	10-1800-332-66-10
	<b>300 Purchased Services</b>		<b>0.00</b>	<b>0.00</b>	<b>0.00</b>	<b>Object</b>

**Supplies And Materials**

16661800410U	15-16 BILIN SUPPLIES 3305		0.00	0.00	0.00	10-1800-410-66-10
	<b>400 Supplies And Materials</b>		<b>0.00</b>	<b>0.00</b>	<b>0.00</b>	<b>Object</b>

# Unit Budget FY17 Expenditure Report

Printed: 9/16/2016 9:08 AM  
COLLINSVILLE 10

## Education Fund 10

Department 66 15-16 BILINGUAL (3305)  
Function 1800 Bilingual Programs  
Object 400 Supplies And Materials

Account	Description	UNIT FY17 Budget Expenditure	UNIT FY16 YTD Expenditure	UNIT FY16 Budget Expenditure	State Account Number
---------	-------------	------------------------------------	------------------------------	------------------------------------	----------------------

1800	Bilingual Programs	0.00	0.00	0.00	** Function
------	--------------------	------	------	------	-------------

### Function 2210

#### Salaries

16662210111U	15-16 BILINGUAL SAL	0.00	720.00	0.00	10-2210-111-66-10
16662210120U	15-16 BILINGUAL SUBS SAL	0.00	2,205.00	0.00	10-2210-120-66-10

100	Salaries	0.00	2,925.00	0.00	Object
-----	----------	------	----------	------	--------

#### Purchased Services

16662210332U	15-16 BILINGUAL GRANT SERVICES	0.00	9,447.14	0.00	10-2210-332-66-10
--------------	--------------------------------	------	----------	------	-------------------

300	Purchased Services	0.00	9,447.14	0.00	Object
-----	--------------------	------	----------	------	--------

2210	Function 2210	0.00	12,372.14	0.00	** Function
------	---------------	------	-----------	------	-------------

### Civic Services

#### Salaries

16663300115U	15-16 BILING SALARY NCERT .5	0.00	0.00	0.00	10-3300-115-66-10
--------------	------------------------------	------	------	------	-------------------

100	Salaries	0.00	0.00	0.00	Object
-----	----------	------	------	------	--------

#### Employee Benefits

16663300221U	15-16 BILINGUAL LIFE	0.00	0.00	0.00	10-3300-221-66-10
16663300222U	15-16 BILINGUAL HEALTH	0.00	0.00	0.00	10-3300-222-66-10

200	Employee Benefits	0.00	0.00	0.00	Object
-----	-------------------	------	------	------	--------

3300	Civic Services	0.00	0.00	0.00	** Function
------	----------------	------	------	------	-------------

66	15-16 BILINGUAL (3305)	34,014.00	187,332.09	2,961.00	* Department
----	------------------------	-----------	------------	----------	--------------

### 15-16 LIPLEPS (4909)

#### Instruction

#### Salaries

16671000110U	15-16 LIPLEP 4909 Grant	0.00	0.00	0.00	10-1000-110-67-10
--------------	-------------------------	------	------	------	-------------------

100	Salaries	0.00	0.00	0.00	Object
-----	----------	------	------	------	--------

#### Supplies And Materials

16671000410U	15-16 Grant 4909	0.00	0.00	0.00	10-1000-410-67-10
--------------	------------------	------	------	------	-------------------

400	Supplies And Materials	0.00	0.00	0.00	Object
-----	------------------------	------	------	------	--------

#### Capital Outlay

16671000500U	15-16 LIP LEP Capt. Equipment	0.00	0.00	11,008.00	10-1000-500-67-10
--------------	-------------------------------	------	------	-----------	-------------------

500	Capital Outlay	0.00	0.00	11,008.00	Object
-----	----------------	------	------	-----------	--------

# Unit Budget FY17 Expenditure Report

Printed: 9/16/2016 9:08 AM  
COLLINSVILLE 10

## Education Fund 10

Department 67 15-16 LIPLEPS (4909)  
Function 1000 Instruction  
Object 500 Capital Outlay

Account	Description	UNIT FY17 Budget Expenditure	UNIT FY16 YTD Expenditure	UNIT FY16 Budget Expenditure	State Account Number
<b>1000</b>	<b>Instruction</b>	0.00	0.00	11,008.00	** Function
<b>Regular Programs</b>					
<b>Purchased Services</b>					
16671100314U	NA LipLep Instru Service	0.00	0.00	0.00	10-1100-314-67-10
<b>300</b>	<b>Purchased Services</b>	0.00	0.00	0.00	Object
<b>1100</b>	<b>Regular Programs</b>	0.00	0.00	0.00	** Function
<b>Ed Deprived/Remidial Prog</b>					
<b>Salaries</b>					
16671250115U	15-16 LIPLP Sal n-cert	4,219.00	0.00	4,005.00	10-1250-115-67-10
<b>100</b>	<b>Salaries</b>	4,219.00	0.00	4,005.00	Object
<b>Employee Benefits</b>					
16671250221U	15-16 LIPLP LIFE	0.00	0.00	3.00	10-1250-221-67-10
16671250222U	15-16 LIPLP HEALTH	0.00	0.00	626.00	10-1250-222-67-10
<b>200</b>	<b>Employee Benefits</b>	0.00	0.00	629.00	Object
<b>Supplies And Materials</b>					
16671250410U	15-16 LIPLP SUPPLIES	0.00	845.95	74.00	10-1250-410-67-10
<b>400</b>	<b>Supplies And Materials</b>	0.00	845.95	74.00	Object
<b>1250</b>	<b>Ed Deprived/Remidial Prog</b>	4,219.00	845.95	4,708.00	** Function
<b>IEP GRANT</b>					
<b>Salaries</b>					
16671801115U	15-16 LIPLP Salary (1)4909	0.00	0.00	0.00	10-1801-115-67-10
<b>100</b>	<b>Salaries</b>	0.00	0.00	0.00	Object
<b>Employee Benefits</b>					
16671801221U	15-16 LIPLP LIFE 4909	0.00	0.00	0.00	10-1801-221-67-10
16671801222U	15-16 LIPLP Health 4909	0.00	0.00	0.00	10-1801-222-67-10
<b>200</b>	<b>Employee Benefits</b>	0.00	0.00	0.00	Object
<b>Supplies And Materials</b>					
16671801410U	15-16 IEP GRANT SUPPLIES	0.00	0.00	0.00	10-1801-410-67-10
<b>400</b>	<b>Supplies And Materials</b>	0.00	0.00	0.00	Object
<b>1801</b>	<b>IEP GRANT</b>	0.00	0.00	0.00	** Function

## LIPLEPS GRANT

# Unit Budget FY17 Expenditure Report

Printed: 9/16/2016 9:08 AM  
COLLINSVILLE 10

Education Fund 10						
Account	Description	UNIT FY17 Budget Expenditure	UNIT FY16 YTD Expenditure	UNIT FY16 Budget Expenditure	State Account Number	
<b>Supplies And Materials</b>						
16671802410U	15-16 LIPLEPS GRANT SUPPLIES	0.00	0.00	0.00	10-1802-410-67-10	
	<b>400 Supplies And Materials</b>	0.00	0.00	0.00	Object	
	<b>1802 LIPLEPS GRANT</b>	0.00	0.00	0.00	** Function	
<b>Function 2210</b>						
<b>Purchased Services</b>						
16672210332U	15-16 LIPLEP (4909) services	0.00	0.00	0.00	10-2210-332-67-10	
	<b>300 Purchased Services</b>	0.00	0.00	0.00	Object	
<b>Supplies And Materials</b>						
16672210410U	15-16 LIPLEPS GRANT Material	0.00	0.00	0.00	10-2210-410-67-10	
	<b>400 Supplies And Materials</b>	0.00	0.00	0.00	Object	
	<b>2210 Function 2210</b>	0.00	0.00	0.00	** Function	
<b>IEP GRANT</b>						
<b>Purchased Services</b>						
16672211332U	15-16 IEP GRANT TRAVEL	0.00	0.00	0.00	10-2211-332-67-10	
	<b>300 Purchased Services</b>	0.00	0.00	0.00	Object	
<b>Supplies And Materials</b>						
16672211410U	15-16 IEP GRANT SUPPLIES	0.00	0.00	0.00	10-2211-410-67-10	
	<b>400 Supplies And Materials</b>	0.00	0.00	0.00	Object	
	<b>2211 IEP GRANT</b>	0.00	0.00	0.00	** Function	
<b>LIPLEPS GRANT</b>						
<b>Salaries</b>						
16672212111U	NA LIPLEPS STIPENDS	0.00	0.00	0.00	10-2212-111-67-10	
	<b>100 Salaries</b>	0.00	0.00	0.00	Object	
<b>Employee Benefits</b>						
16672212210U	NA LIPLEP FED TRS	0.00	0.00	0.00	10-2212-210-67-10	
16672212222U	NA LIPLEPS STIPENDS	0.00	0.00	0.00	10-2212-222-67-10	
	<b>200 Employee Benefits</b>	0.00	0.00	0.00	Object	
<b>Purchased Services</b>						
16672212332U	NA LIPLEPS GRANT TRAVEL	0.00	0.00	0.00	10-2212-332-67-10	
	<b>300 Purchased Services</b>	0.00	0.00	0.00	Object	
	<b>2212 LIPLEPS GRANT</b>	0.00	0.00	0.00	** Function	

# Unit Budget FY17 Expenditure Report

Printed: 9/16/2016 9:08 AM  
COLLINSVILLE 10

## Education Fund 10

Department 67 15-16 LIPLEPS (4909)  
Function 2300 Function 2300  
Object 100 Salaries

Account	Description	UNIT FY17 Budget Expenditure	UNIT FY16 YTD Expenditure	UNIT FY16 Budget Expenditure	State Account Number
---------	-------------	------------------------------------	------------------------------	------------------------------------	----------------------

### Function 2300

#### Salaries

16672300110U	NA 4909 Grant LIPLEPS	0.00	0.00	0.00	10-2300-110-67-10
<b>100</b>	<b>Salaries</b>	<b>0.00</b>	<b>0.00</b>	<b>0.00</b>	<b>Object</b>

#### Employee Benefits

16672300210U	NA 4909 Grant	0.00	0.00	0.00	10-2300-210-67-10
16672300221U	15-16 4909 GRANT LIFE	0.00	0.00	0.00	10-2300-221-67-10
16672300222U	15-16 4909 GRANT HEALTH	0.00	0.00	0.00	10-2300-222-67-10
<b>200</b>	<b>Employee Benefits</b>	<b>0.00</b>	<b>0.00</b>	<b>0.00</b>	<b>Object</b>
<b>2300</b>	<b>Function 2300</b>	<b>0.00</b>	<b>0.00</b>	<b>0.00</b>	<b>** Function</b>

### IEP GRANT

#### Non-Capitalized Equipment

16672301700U	NA IEP GRANT EQUIPMENT	0.00	0.00	0.00	10-2301-700-67-10
<b>700</b>	<b>Non-Capitalized Equipment</b>	<b>0.00</b>	<b>0.00</b>	<b>0.00</b>	<b>Object</b>
<b>2301</b>	<b>IEP GRANT</b>	<b>0.00</b>	<b>0.00</b>	<b>0.00</b>	<b>** Function</b>

### Function 2550

#### Supplies And Materials

16672550410U	NA LIPLEPS	0.00	0.00	0.00	10-2550-410-67-10
<b>400</b>	<b>Supplies And Materials</b>	<b>0.00</b>	<b>0.00</b>	<b>0.00</b>	<b>Object</b>
<b>2550</b>	<b>Function 2550</b>	<b>0.00</b>	<b>0.00</b>	<b>0.00</b>	<b>** Function</b>

### Community Services

#### Salaries

16673000110U	NA 4909 Grant	0.00	0.00	0.00	10-3000-110-67-10
<b>100</b>	<b>Salaries</b>	<b>0.00</b>	<b>0.00</b>	<b>0.00</b>	<b>Object</b>

#### Supplies And Materials

16673000410U	15-16 LIPLEPS	0.00	0.00	0.00	10-3000-410-67-10
<b>400</b>	<b>Supplies And Materials</b>	<b>0.00</b>	<b>0.00</b>	<b>0.00</b>	<b>Object</b>
<b>3000</b>	<b>Community Services</b>	<b>0.00</b>	<b>0.00</b>	<b>0.00</b>	<b>** Function</b>

### Civic Services

#### Salaries

16673300115U	15-16 LIPLEP (4909) Sal n-cert	3,162.00	43,894.21	3,162.00	10-3300-115-67-10
<b>100</b>	<b>Salaries</b>	<b>3,162.00</b>	<b>43,894.21</b>	<b>3,162.00</b>	<b>Object</b>

# Unit Budget FY17 Expenditure Report

Printed: 9/16/2016 9:08 AM  
COLLINSVILLE 10

Education Fund 10					
Account	Description	UNIT FY17 Budget Expenditure	UNIT FY16 YTD Expenditure	UNIT FY16 Budget Expenditure	State Account Number

**Employee Benefits**

16673300221U	15-16 LIPLP (4909) LIFE	4.00	17.70	4.00	10-3300-221-67-10
16673300222U	15-16 LIPLP (4909) HEALTH	1,192.00	9,174.75	1,192.00	10-3300-222-67-10
<b>200</b>	<b>Employee Benefits</b>	1,196.00	9,192.45	1,196.00	Object
<b>3300</b>	<b>Civic Services</b>	4,358.00	53,086.66	4,358.00	** Function
<b>67</b>	<b>15-16 LIPLP (4909)</b>	8,577.00	53,932.61	20,074.00	* Department

**16-17 BILINGUAL (3305)**

**Ed Deprived/Remidial Prog**

**Salaries**

16681250110U	16-17 BILINGUAL (3305) (2.5)	200,000.00	22,825.88	151,470.00	10-1250-110-68-10
<b>100</b>	<b>Salaries</b>	200,000.00	22,825.88	151,470.00	Object

**Employee Benefits**

16681250211U	NA BILINGUAL (3305)	0.00	0.00	0.00	10-1250-211-68-10
16681250221U	16-17 BILINGUAL (3305)	45.00	(6.30)	45.00	10-1250-221-68-10
16681250222U	16-17 BILINGUAL (3305)	20,000.00	1,938.10	20,000.00	10-1250-222-68-10
<b>200</b>	<b>Employee Benefits</b>	20,045.00	1,931.80	20,045.00	Object

**Supplies And Materials**

16681250410U	16-17 BILINGUAL (3305)	4,000.00	0.00	17,000.00	10-1250-410-68-10
<b>400</b>	<b>Supplies And Materials</b>	4,000.00	0.00	17,000.00	Object
<b>1250</b>	<b>Ed Deprived/Remidial Prog</b>	224,045.00	24,757.68	188,515.00	** Function

**Function 2210**

**Salaries**

16682210120U	16-17 BILINGUAL (3305)	0.00	180.00	1,000.00	10-2210-120-68-10
<b>100</b>	<b>Salaries</b>	0.00	180.00	1,000.00	Object

**Purchased Services**

16682210332U	16-17 BILINGUAL (3305)	4,000.00	0.00	4,000.00	10-2210-332-68-10
<b>300</b>	<b>Purchased Services</b>	4,000.00	0.00	4,000.00	Object
<b>2210</b>	<b>Function 2210</b>	4,000.00	180.00	5,000.00	** Function

**Civic Services**

**Salaries**

16683300115U	16-17 BILINGUAL (3305)	2,000.00	1,305.44	7,000.00	10-3300-115-68-10
<b>100</b>	<b>Salaries</b>	2,000.00	1,305.44	7,000.00	Object

# Unit Budget FY17 Expenditure Report

Printed: 9/16/2016 9:08 AM  
COLLINSVILLE 10

Education Fund 10					
Account	Description	UNIT FY17 Budget Expenditure	UNIT FY16 YTD Expenditure	UNIT FY16 Budget Expenditure	State Account Number

**Employee Benefits**

16683300221U	16-17 BILINGUAL (3305)	10.00	0.64	10.00	10-3300-221-68-10
16683300222U	16-17 BILINGUAL (3305)	2,000.00	360.52	2,000.00	10-3300-222-68-10
	<b>200 Employee Benefits</b>	2,010.00	361.16	2,010.00	Object
	<b>3300 Civic Services</b>	4,010.00	1,666.60	9,010.00	** Function
	<b>68 16-17 BILINGUAL (3305)</b>	232,055.00	26,604.28	202,525.00	* Department

**16-17 LIPLP (4909)**

Elementary

**Salaries**

16691110111U	NA TitleIII LIPLP (4909)	0.00	0.00	0.00	10-1110-111-69-10
	<b>100 Salaries</b>	0.00	0.00	0.00	Object

**Employee Benefits**

16691110222U	NA	0.00	0.00	0.00	10-1110-222-69-10
	<b>200 Employee Benefits</b>	0.00	0.00	0.00	Object
	<b>1110 Elementary</b>	0.00	0.00	0.00	** Function

Middle-Junior High

**Salaries**

16691120111U	16-17 LIPLP (4909)	0.00	0.00	0.00	10-1120-111-69-10
	<b>100 Salaries</b>	0.00	0.00	0.00	Object

**Employee Benefits**

16691120210N	NA FED TRS	0.00	0.00	0.00	10-1120-210-69-10
16691120222U	NA	0.00	0.00	0.00	10-1120-222-69-10
	<b>200 Employee Benefits</b>	0.00	0.00	0.00	Object
	<b>1120 Middle-Junior High</b>	0.00	0.00	0.00	** Function

High School

**Salaries**

16691130111G	NA	0.00	0.00	0.00	10-1130-111-69-22
	<b>100 Salaries</b>	0.00	0.00	0.00	Object

**Employee Benefits**

16691130210G	NA FED TRS	0.00	0.00	0.00	10-1130-210-69-22
16691130221G	NA LIFE	0.00	0.00	0.00	10-1130-221-69-22
16691130222G	NA HEALTH	0.00	0.00	0.00	10-1130-222-69-22

# Unit Budget FY17 Expenditure Report

Printed: 9/16/2016 9:08 AM  
COLLINSVILLE 10

Education Fund 10						
Account	Description	UNIT FY17 Budget Expenditure	UNIT FY16 YTD Expenditure	UNIT FY16 Budget Expenditure	State Account Number	
	<b>200 Employee Benefits</b>	0.00	0.00	0.00	Object	
<b>Purchased Services</b>						
16691130332G	NA TRAVEL/PUR SVC	0.00	0.00	0.00	10-1130-332-69-22	
	<b>300 Purchased Services</b>	0.00	0.00	0.00	Object	
<b>Supplies And Materials</b>						
16691130410G	NA SUPPLIES	0.00	0.00	0.00	10-1130-410-69-22	
	<b>400 Supplies And Materials</b>	0.00	0.00	0.00	Object	
	<b>1130 High School</b>	0.00	0.00	0.00	** Function	
<b>Ed Deprived/Remidial Prog</b>						
<b>Salaries</b>						
16691250110U	NA TitleIII LIPEP (4909)	0.00	3,911.78	0.00	10-1250-110-69-10	
16691250115U	16-17 TitleIII LIPEP (4909)	27,500.00	0.00	27,500.00	10-1250-115-69-10	
	<b>100 Salaries</b>	27,500.00	3,911.78	27,500.00	Object	
<b>Employee Benefits</b>						
16691250210U	16-17 Fed TRS TitleIII LIPEP	7,000.00	322.75	7,000.00	10-1250-210-69-10	
16691250221U	16-17 TitleIII LIPEP (4909)	13.00	(1.83)	13.00	10-1250-221-69-10	
16691250222U	16-17 LIPEP (4909) HEALTH	8,000.00	701.29	8,000.00	10-1250-222-69-10	
	<b>200 Employee Benefits</b>	15,013.00	1,022.22	15,013.00	Object	
<b>Purchased Services</b>						
16691250314U	NA TitleIII LIPEP	0.00	0.00	0.00	10-1250-314-69-10	
16691250332U	16-17 TITLEIII LIPEP (4909)	200.00	0.00	200.00	10-1250-332-69-10	
	<b>300 Purchased Services</b>	200.00	0.00	200.00	Object	
<b>Supplies And Materials</b>						
16691250410U	16-17 TitleIII LIPEP(4909)	0.00	0.00	10,000.00	10-1250-410-69-10	
	<b>400 Supplies And Materials</b>	0.00	0.00	10,000.00	Object	
<b>Non-Capitalized Equipment</b>						
16691250700U	NA TitleIII LIPEP(4909)	0.00	0.00	0.00	10-1250-700-69-10	
	<b>700 Non-Capitalized Equipment</b>	0.00	0.00	0.00	Object	
	<b>1250 Ed Deprived/Remidial Prog</b>	42,713.00	4,934.00	52,713.00	** Function	
<b>Function 2210</b>						
<b>Purchased Services</b>						
16692210332U	16-17 TitleIII LIPEP (4909)	0.00	0.00	5,000.00	10-2210-332-69-10	

# Unit Budget FY17 Expenditure Report

Printed: 9/16/2016 9:08 AM  
COLLINSVILLE 10

## Education Fund 10

Department 69 16-17 LIPLEP (4909)  
Function 2210 Function 2210  
Object 300 Purchased Services

Account	Description	UNIT FY17 Budget Expenditure	UNIT FY16 YTD Expenditure	UNIT FY16 Budget Expenditure	State Account Number
---------	-------------	------------------------------------	------------------------------	------------------------------------	----------------------

300	Purchased Services	0.00	0.00	5,000.00	Object
2210	Function 2210	0.00	0.00	5,000.00	** Function

### Civic Services

#### Salaries

16693300115U	16-17 TITLEIII LIPLEP (4909)	5,000.00	5,221.78	31,000.00	10-3300-115-69-10
100	Salaries	5,000.00	5,221.78	31,000.00	Object

#### Employee Benefits

16693300221U	16-17 TitleIII LIPLEP (4909)	15.00	2.53	15.00	10-3300-221-69-10
16693300222U	16-17 TitleIII LIPLEP (4909)	0.00	1,292.00	8,660.00	10-3300-222-69-10
200	Employee Benefits	15.00	1,294.53	8,675.00	Object
3300	Civic Services	5,015.00	6,516.31	39,675.00	** Function
69	16-17 LIPLEP (4909)	47,728.00	11,450.31	97,388.00	* Department

#### Grant: Title III IEP

#### Ed Deprived/Remidial Prog

#### Supplies And Materials

16701250410U	16-17 TITLE III IEP	500.00	4,489.78	500.00	10-1250-410-70-10
400	Supplies And Materials	500.00	4,489.78	500.00	Object
1250	Ed Deprived/Remidial Prog	500.00	4,489.78	500.00	** Function

### LIPLEPS GRANT

#### Supplies And Materials

16701802410U	NA Grant 4905	0.00	0.00	0.00	10-1802-410-70-10
400	Supplies And Materials	0.00	0.00	0.00	Object
1802	LIPLEPS GRANT	0.00	0.00	0.00	** Function

### Community Services

#### Purchased Services

16703000332U	15-16 TITLE III IEP	1,500.00	1,040.70	1,500.00	10-3000-332-70-10
300	Purchased Services	1,500.00	1,040.70	1,500.00	Object
3000	Community Services	1,500.00	1,040.70	1,500.00	** Function
70	Grant: Title III IEP	2,000.00	5,530.48	2,000.00	* Department

#### 14-15 PERKINS GRANT

### Elementary

# Unit Budget FY17 Expenditure Report

Printed: 9/16/2016 9:08 AM  
COLLINSVILLE 10

Education Fund 10						
Account	Description		UNIT FY17 Budget Expenditure	UNIT FY16 YTD Expenditure	UNIT FY16 Budget Expenditure	State Account Number

<b>Salaries</b>						
16721110120U		15-16 PERKINS GRANT SUBS SAL	2,502.00	835.20	2,502.00	10-1110-120-72-10
	<b>100</b>	<b>Salaries</b>	2,502.00	835.20	2,502.00	Object

<b>Employee Benefits</b>						
16721110210U		15-16 FED TRS PERKINS GRANT	0.00	389.34	0.00	10-1110-210-72-10
16721110222U		NA Perkins Health	0.00	0.00	0.00	10-1110-222-72-10
	<b>200</b>	<b>Employee Benefits</b>	0.00	389.34	0.00	Object

<b>Purchased Services</b>						
16721110323U		NA PERKINS Purch Serv	0.00	0.00	0.00	10-1110-323-72-10
16721110332U		NA PERKINS GRANT TRAVEL	0.00	0.00	0.00	10-1110-332-72-10
	<b>300</b>	<b>Purchased Services</b>	0.00	0.00	0.00	Object

<b>Supplies And Materials</b>						
16721110410U		16-17 PERKINS GRANT SUPPLIES	30,000.00	13,795.47	30,000.00	10-1110-410-72-10
	<b>400</b>	<b>Supplies And Materials</b>	30,000.00	13,795.47	30,000.00	Object

<b>Capital Outlay</b>						
16721110540U		16-17 PERKINS GRANT EQUIPMENT	30,000.00	41,601.48	30,000.00	10-1110-540-72-10
	<b>500</b>	<b>Capital Outlay</b>	30,000.00	41,601.48	30,000.00	Object
	<b>1110</b>	<b>Elementary</b>	62,502.00	56,621.49	62,502.00	** Function

<b>Function 2110</b>						
<b>Supplies And Materials</b>						
1672110410U		NA Perkins Supply	0.00	309.69	0.00	10-2110-410-72-10
	<b>400</b>	<b>Supplies And Materials</b>	0.00	309.69	0.00	Object
	<b>2110</b>	<b>Function 2110</b>	0.00	309.69	0.00	** Function

<b>Function 2120</b>						
<b>Purchased Services</b>						
16722120332U		NA PERKINS GRANT TRAVEL	0.00	0.00	0.00	10-2120-332-72-10
16722120333U		NA PERKINS GRANT FOOD	0.00	0.00	0.00	10-2120-333-72-10
16722120340U		NA PERKINS GRANT POSTAGE	0.00	0.00	0.00	10-2120-340-72-10
	<b>300</b>	<b>Purchased Services</b>	0.00	0.00	0.00	Object
<b>Supplies And Materials</b>						
16722120410U		NA PERKINS GRANT SUPPLIES	0.00	0.00	0.00	10-2120-410-72-10
	<b>400</b>	<b>Supplies And Materials</b>	0.00	0.00	0.00	Object

# Unit Budget FY17 Expenditure Report

Printed: 9/16/2016 9:08 AM  
COLLINSVILLE 10

Education Fund 10					
Account	Description	UNIT FY17 Budget Expenditure	UNIT FY16 YTD Expenditure	UNIT FY16 Budget Expenditure	State Account Number
2120	Function 2120	0.00	0.00	0.00	** Function
<b>Function 2210</b>					
<b>Salaries</b>					
16722210110U	NA PERKINS GRANT SALARIES	0.00	0.00	0.00	10-2210-110-72-10
100	Salaries	0.00	0.00	0.00	Object
<b>Purchased Services</b>					
16722210300U	NA Perkins Purchased Servic	0.00	0.00	0.00	10-2210-300-72-10
16722210332U	15-16 PERKINS GRANT TRAVEL	1,000.00	258.94	1,000.00	10-2210-332-72-10
16722210360U	NA PERKINS GRANT PRINTING	0.00	0.00	0.00	10-2210-360-72-10
300	Purchased Services	1,000.00	258.94	1,000.00	Object
2210	Function 2210	1,000.00	258.94	1,000.00	** Function
72	14-15 PERKINS GRANT	63,502.00	57,190.12	63,502.00	* Department
<b>15-16 CLASS-SIZE RED (part T II) (4932)</b>					
<b>Elementary</b>					
<b>Salaries</b>					
16761110110U	15-16 CLASS-SIZE REDUC (3)	20,016.00	110,088.00	130,000.00	10-1110-110-76-10
16761110120U	15-16 CLASS-SIZE REDUCTION SUB	0.00	1,103.49	0.00	10-1110-120-76-10
100	Salaries	20,016.00	111,191.49	130,000.00	Object
<b>Employee Benefits</b>					
16761110210U	15-16 CLASS-SIZE REDUC FED TRS	10,000.00	39,933.33	10,000.00	10-1110-210-76-10
16761110221U	15-16 CLASS-SIZE RED LIFE	15.00	37.95	15.00	10-1110-221-76-10
16761110222U	15-16 CLASS-SIZE REDUC HEALTH	24,000.00	20,162.65	24,000.00	10-1110-222-76-10
200	Employee Benefits	34,015.00	60,133.93	34,015.00	Object
1110	Elementary	54,031.00	171,325.42	164,015.00	** Function
<b>Function 2210</b>					
<b>Salaries</b>					
16762210110U	NA TITLE II SALARIES (4932)	0.00	0.00	0.00	10-2210-110-76-10
16762210111U	NA TITLE II SAL STIP (4932)	0.00	11,559.00	0.00	10-2210-111-76-10
16762210115U	NA TITLE II SAL/NONCERT STI	0.00	0.00	0.00	10-2210-115-76-10
16762210116U	NA TITLE II SUBS SAL(4932)	0.00	0.00	0.00	10-2210-116-76-10
16762210120U	NA TITLE II SUBS SAL(4932)	0.00	21,581.68	0.00	10-2210-120-76-10
100	Salaries	0.00	33,140.68	0.00	Object

# Unit Budget FY17 Expenditure Report

Printed: 9/16/2016 9:08 AM  
COLLINSVILLE 10

Education Fund 10						
Account	Description	UNIT FY17 Budget Expenditure	UNIT FY16 YTD Expenditure	UNIT FY16 Budget Expenditure	State Account Number	
<b>Employee Benefits</b>						
16762210210U	NA TITLE II FED TRS(4932)	0.00	10,165.55	0.00	10-2210-210-76-10	
16762210211U	NA TITLE II TRS	0.00	0.00	0.00	10-2210-211-76-10	
16762210221U	NA TITLE II LIFE	0.00	3.83	0.00	10-2210-221-76-10	
16762210222U	NA TITLE II HEALTH	0.00	310.63	0.00	10-2210-222-76-10	
<b>200</b>	<b>Employee Benefits</b>	<b>0.00</b>	<b>10,480.01</b>	<b>0.00</b>	<b>Object</b>	
<b>Purchased Services</b>						
16762210314U	NA TITLE II CONSULT (4932)	0.00	7,817.43	0.00	10-2210-314-76-10	
16762210332U	15-16 TITLE II PROF D, TRAVEL	1,695.00	7,543.65	1,695.00	10-2210-332-76-10	
<b>300</b>	<b>Purchased Services</b>	<b>1,695.00</b>	<b>15,361.08</b>	<b>1,695.00</b>	<b>Object</b>	
<b>Supplies And Materials</b>						
16762210410U	NA TITLE II SUPPLIES (4932)	0.00	117.33	0.00	10-2210-410-76-10	
<b>400</b>	<b>Supplies And Materials</b>	<b>0.00</b>	<b>117.33</b>	<b>0.00</b>	<b>Object</b>	
<b>2210</b>	<b>Function 2210</b>	<b>1,695.00</b>	<b>59,099.10</b>	<b>1,695.00</b>	<b>** Function</b>	
<b>Special Area Adm. Serv</b>						
<b>Salaries</b>						
16762330110U	NA TITLE II ADM SALARY	0.00	0.00	0.00	10-2330-110-76-10	
<b>100</b>	<b>Salaries</b>	<b>0.00</b>	<b>0.00</b>	<b>0.00</b>	<b>Object</b>	
<b>Employee Benefits</b>						
16762330210U	NA TITLE II FED TRS	0.00	0.00	0.00	10-2330-210-76-10	
16762330221U	NA TITLE II ADM SALARY	0.00	0.00	0.00	10-2330-221-76-10	
16762330222U	NA TITLE II ADM SALARY	0.00	0.00	0.00	10-2330-222-76-10	
<b>200</b>	<b>Employee Benefits</b>	<b>0.00</b>	<b>0.00</b>	<b>0.00</b>	<b>Object</b>	
<b>2330</b>	<b>Special Area Adm. Serv</b>	<b>0.00</b>	<b>0.00</b>	<b>0.00</b>	<b>** Function</b>	
<b>Nonpublic School Pupils</b>						
<b>Purchased Services</b>						
16763700314U	NA TITLE II NON PUBLIC CONS	0.00	2,892.00	0.00	10-3700-314-76-10	
16763700332U	15-16 TITLE II NON PUB TRAVEL	0.00	5,300.55	0.00	10-3700-332-76-10	
<b>300</b>	<b>Purchased Services</b>	<b>0.00</b>	<b>8,192.55</b>	<b>0.00</b>	<b>Object</b>	
<b>Supplies And Materials</b>						
16763700410U	15-16 TITLE II NON PUBLIC SUPP	0.00	0.00	0.00	10-3700-410-76-10	
<b>400</b>	<b>Supplies And Materials</b>	<b>0.00</b>	<b>0.00</b>	<b>0.00</b>	<b>Object</b>	
<b>3700</b>	<b>Nonpublic School Pupils</b>	<b>0.00</b>	<b>8,192.55</b>	<b>0.00</b>	<b>** Function</b>	

# Unit Budget FY17 Expenditure Report

Printed: 9/16/2016 9:08 AM  
COLLINSVILLE 10

## Education Fund 10

Department 76 15-16 CLASS-SIZE RED (part T II) (4932)  
Function 4190 Other Pymnts Gov In State  
Object 300 Purchased Services

Account	Description	UNIT FY17 Budget Expenditure	UNIT FY16 YTD Expenditure	UNIT FY16 Budget Expenditure	State Account Number
---------	-------------	------------------------------------	------------------------------	------------------------------------	----------------------

### Other Pymnts Gov In State

#### Purchased Services

16764190332U	15-16 TITLE II PAY OTH GOVT	0.00	5,453.50	0.00	10-4190-332-76-10
	<b>300 Purchased Services</b>	0.00	5,453.50	0.00	Object
	<b>4190 Other Pymnts Gov In State</b>	0.00	5,453.50	0.00	** Function
	<b>76 15-16 CLASS-SIZE RED (part T II) (4932)</b>	55,726.00	244,070.57	165,710.00	* Department

#### Grant: PARENTAL TRAINING 3-5

#### Civic Services

#### Employee Benefits

16773300222U	NA PARENTAL TRAIN 3-5 HEALT	0.00	0.00	0.00	10-3300-222-77-10
	<b>200 Employee Benefits</b>	0.00	0.00	0.00	Object
	<b>3300 Civic Services</b>	0.00	0.00	0.00	** Function
	<b>77 Grant: PARENTAL TRAINING 3-5</b>	0.00	0.00	0.00	* Department

#### 15-16 Prev Initiative 0-3 (3705-01)

#### Function 2210

#### Purchased Services

16792210310U	15-16 Pre In	0.00	8,150.00	0.00	10-2210-310-79-10
16792210332U	15-16 Pre In (new)	0.00	3,120.40	0.00	10-2210-332-79-10
	<b>300 Purchased Services</b>	0.00	11,270.40	0.00	Object
	<b>2210 Function 2210</b>	0.00	11,270.40	0.00	** Function

#### Function 2300

#### Salaries

16792300115U	15-16 Pre Initiative (0.335 R Filges)	6,834.00	6,104.86	6,834.00	10-2300-115-79-10
	<b>100 Salaries</b>	6,834.00	6,104.86	6,834.00	Object

#### Purchased Services

16792300332U	15-16 Prev Initiative	0.00	725.00	0.00	10-2300-390-79-10
	<b>300 Purchased Services</b>	0.00	725.00	0.00	Object

#### Supplies And Materials

16792300410U	15-16 Prev Initiative	0.00	(417.21)	0.00	10-2300-410-79-10
16792330410U	15-16 Prev Initiative	0.00	2,467.79	0.00	10-2300-410-79-10
	<b>400 Supplies And Materials</b>	0.00	2,050.58	0.00	Object

# Unit Budget FY17 Expenditure Report

Printed: 9/16/2016 9:08 AM  
COLLINSVILLE 10

## Education Fund 10

Department 79 15-16 Prev Initiative 0-3 (3705-01)  
Function 2300 Function 2300  
Object 400 Supplies And Materials

Account	Description	UNIT FY17 Budget Expenditure	UNIT FY16 YTD Expenditure	UNIT FY16 Budget Expenditure	State Account Number
---------	-------------	------------------------------------	------------------------------	------------------------------------	----------------------

<b>2300</b>	<b>Function 2300</b>	6,834.00	8,880.44	6,834.00	** Function
-------------	----------------------	----------	----------	----------	-------------

### Civic Services

#### Salaries

16793300110U	NA Prev In 0-3 SAL (0)	0.00	0.00	0.00	10-3300-110-79-10
16793300115U	15-16 Pre In 0-3 NO (2.5)60 add days	95,560.00	83,176.81	95,560.00	10-3300-115-79-10
<b>100</b>	<b>Salaries</b>	95,560.00	83,176.81	95,560.00	Object

#### Employee Benefits

16793300221U	15-16 Pre In 0-3 LIFE	31.00	28.70	31.00	10-3300-221-79-10
16793300222U	15-16 Pre In 0-3 HEALT	16,000.00	15,400.78	16,000.00	10-3300-222-79-10
<b>200</b>	<b>Employee Benefits</b>	16,031.00	15,429.48	16,031.00	Object

#### Purchased Services

16793300332U	15-16 Pre In 0-3 Travel	300.00	1,321.85	300.00	10-3300-332-79-10
16793300340U	NA Pre In 0-3 Teleph	0.00	0.00	0.00	10-3300-340-79-10
16793300390U	NA PREV INITIA Crisis	0.00	0.00	0.00	10-3300-390-79-10
<b>300</b>	<b>Purchased Services</b>	300.00	1,321.85	300.00	Object

#### Supplies And Materials

16793300410U	NA PRe In 0-3 Supply	0.00	4,609.17	0.00	10-3300-410-79-10
<b>400</b>	<b>Supplies And Materials</b>	0.00	4,609.17	0.00	Object
<b>3300</b>	<b>Civic Services</b>	111,891.00	104,537.31	111,891.00	** Function

### Early Learning Partners Grant

#### Salaries

16793301115U	NA EARLY LRNG PARTNERS NON	0.00	0.00	0.00	10-3301-115-79-10
<b>100</b>	<b>Salaries</b>	0.00	0.00	0.00	Object

#### Employee Benefits

16793301221U	NA Early Lrng Partners Non	0.00	0.00	0.00	10-3301-221-79-10
16793301222U	NA Early Lrng Partners (DS)	0.00	0.00	0.00	10-3301-222-79-10
<b>200</b>	<b>Employee Benefits</b>	0.00	0.00	0.00	Object
<b>3301</b>	<b>Early Learning Partners Grant</b>	0.00	0.00	0.00	** Function
<b>79</b>	<b>15-16 Prev Initiative 0-3 (3705-01)</b>	118,725.00	124,688.15	118,725.00	* Department

### TERMINATION BENEFITS

#### Elementary

#### Employee Benefits

# Unit Budget FY17 Expenditure Report

Printed: 9/16/2016 9:08 AM  
COLLINSVILLE 10

Education Fund 10						
Account	Description	UNIT FY17 Budget Expenditure	UNIT FY16 YTD Expenditure	UNIT FY16 Budget Expenditure	State Account Number	
16801110221U	TERMINATION BENEFITS	0.00	0.00	0.00	10-1110-221-80-10	
16801110222U	TERMINATION BENEFITS	0.00	0.00	0.00	10-1110-222-80-10	
	<b>200 Employee Benefits</b>	0.00	0.00	0.00	Object	
<b>Termination Benefits</b>						
16801110800U	TERMINATION BENEFITS	50,000.00	31,252.83	100,000.00	10-1110-800-80-10	
	<b>800 Termination Benefits</b>	50,000.00	31,252.83	100,000.00	Object	
	<b>1110 Elementary</b>	50,000.00	31,252.83	100,000.00	** Function	
<b>Middle-Junior High</b>						
<b>Employee Benefits</b>						
16801120221U	TERMINATION BENEFITS	0.00	0.00	0.00	10-1120-221-80-10	
16801120222U	TERMINATION BENEFITS	0.00	0.00	0.00	10-1120-222-80-10	
	<b>200 Employee Benefits</b>	0.00	0.00	0.00	Object	
<b>Termination Benefits</b>						
16801120800U	TERMINATION BENEFITS	0.00	5,116.80	0.00	10-1120-800-80-10	
	<b>800 Termination Benefits</b>	0.00	5,116.80	0.00	Object	
	<b>1120 Middle-Junior High</b>	0.00	5,116.80	0.00	** Function	
<b>PRE K PROGRAM</b>						
<b>Termination Benefits</b>						
16801125800U	TERMINATION BENEFITS	0.00	0.00	0.00	10-1125-800-80-10	
	<b>800 Termination Benefits</b>	0.00	0.00	0.00	Object	
	<b>1125 PRE K PROGRAM</b>	0.00	0.00	0.00	** Function	
<b>High School</b>						
<b>Employee Benefits</b>						
16801130221U	TERMINATION BENEFITS	0.00	0.00	0.00	10-1130-221-80-10	
16801130222U	TERMINATION BENEFITS	0.00	0.00	0.00	10-1130-222-80-10	
	<b>200 Employee Benefits</b>	0.00	0.00	0.00	Object	
<b>Termination Benefits</b>						
16801130800U	TERMINATION BENEFITS	0.00	6,005.84	0.00	10-1130-800-80-10	
	<b>800 Termination Benefits</b>	0.00	6,005.84	0.00	Object	
	<b>1130 High School</b>	0.00	6,005.84	0.00	** Function	
<b>Behavior Disordered (Bd)</b>						
<b>Employee Benefits</b>						

# Unit Budget FY17 Expenditure Report

Printed: 9/16/2016 9:08 AM  
COLLINSVILLE 10

Education Fund 10						
Account	Description		UNIT FY17 Budget Expenditure	UNIT FY16 YTD Expenditure	UNIT FY16 Budget Expenditure	State Account Number
16801212221U	TERMINATION BENEFITS		0.00	0.00	0.00	10-1212-221-80-10
16801212222U	TERMINATION BENEFITS		0.00	0.00	0.00	10-1212-222-80-10
	<b>200 Employee Benefits</b>		0.00	0.00	0.00	Object
<b>Termination Benefits</b>						
16801212800U	TERMINATION BENEFITS		0.00	0.00	0.00	10-1212-800-80-10
	<b>800 Termination Benefits</b>		0.00	0.00	0.00	Object
	<b>1212 Behavior Disordered (Bd)</b>		0.00	0.00	0.00	** Function
<b>Cross-Categorical (Cc)</b>						
<b>Employee Benefits</b>						
16801220221U	TERMINATION BENEFITS		0.00	0.00	0.00	10-1220-221-80-10
16801220222U	TERMINATION BENEFITS		0.00	22.11	0.00	10-1220-222-80-10
	<b>200 Employee Benefits</b>		0.00	22.11	0.00	Object
<b>Termination Benefits</b>						
16801220800U	TERMINATION BENEFITS		0.00	10,718.67	0.00	10-1220-800-80-10
	<b>800 Termination Benefits</b>		0.00	10,718.67	0.00	Object
	<b>1220 Cross-Categorical (Cc)</b>		0.00	10,740.78	0.00	** Function
<b>Ed Deprived/Remidial Prog</b>						
<b>Employee Benefits</b>						
16801250221U	TERMINATION BENEFITS		0.00	0.00	0.00	10-1250-221-80-10
16801250222U	TERMINATION BENEFITS		0.00	0.00	0.00	10-1250-222-80-10
	<b>200 Employee Benefits</b>		0.00	0.00	0.00	Object
<b>Termination Benefits</b>						
16801250800U	TERMINATION BENEFITS		0.00	5,294.15	0.00	10-1250-800-80-10
	<b>800 Termination Benefits</b>		0.00	5,294.15	0.00	Object
	<b>1250 Ed Deprived/Remidial Prog</b>		0.00	5,294.15	0.00	** Function
<b>Home Ec Occupations</b>						
<b>Employee Benefits</b>						
16801421221U	TERMINATION BENEFITS LIFE		0.00	0.00	0.00	10-1421-221-80-10
	<b>200 Employee Benefits</b>		0.00	0.00	0.00	Object
<b>Termination Benefits</b>						
16801421800U	TERMINATION BENEFITS		0.00	0.00	0.00	10-1421-800-80-10
	<b>800 Termination Benefits</b>		0.00	0.00	0.00	Object

# Unit Budget FY17 Expenditure Report

Printed: 9/16/2016 9:08 AM  
COLLINSVILLE 10

Education Fund 10						
Account	Description	UNIT FY17 Budget Expenditure	UNIT FY16 YTD Expenditure	UNIT FY16 Budget Expenditure	State Account Number	
Department 80	TERMINATION BENEFITS					
Function 1421	Home Ec Occupations					
Object 800	Termination Benefits					
<b>1421</b>	<b>Home Ec Occupations</b>	0.00	0.00	0.00	** Function	
<b>Precision Production</b>						
<b>Termination Benefits</b>						
16801448800U	TERMINATION BENEFITS	0.00	7,116.64	0.00	10-1448-800-80-10	
<b>800</b>	<b>Termination Benefits</b>	0.00	7,116.64	0.00	Object	
<b>1448</b>	<b>Precision Production</b>	0.00	7,116.64	0.00	** Function	
<b>Bilingual Programs</b>						
<b>Termination Benefits</b>						
16801800800U	Termination Benefits	0.00	0.00	0.00	10-1800-800-80-10	
<b>800</b>	<b>Termination Benefits</b>	0.00	0.00	0.00	Object	
<b>1800</b>	<b>Bilingual Programs</b>	0.00	0.00	0.00	** Function	
<b>Function 2110</b>						
<b>Termination Benefits</b>						
16802110800U	TERMINATION BENEFITS	0.00	0.00	0.00	10-2110-800-80-10	
<b>800</b>	<b>Termination Benefits</b>	0.00	0.00	0.00	Object	
<b>2110</b>	<b>Function 2110</b>	0.00	0.00	0.00	** Function	
<b>Function 2120</b>						
<b>Termination Benefits</b>						
16802120800U	TERMINATION BENEFITS	0.00	0.00	0.00	10-2120-800-80-10	
<b>800</b>	<b>Termination Benefits</b>	0.00	0.00	0.00	Object	
<b>2120</b>	<b>Function 2120</b>	0.00	0.00	0.00	** Function	
<b>Nurse Services</b>						
<b>Employee Benefits</b>						
1021342228010	TERMINATION BENEFITS (DS)	0.00	23.13	0.00	10-2134-222-80-10	
<b>200</b>	<b>Employee Benefits</b>	0.00	23.13	0.00	Object	
<b>Termination Benefits</b>						
16802134800U	TERMINATION BENEFITS	0.00	100.00	0.00	10-2134-800-80-10	
<b>800</b>	<b>Termination Benefits</b>	0.00	100.00	0.00	Object	
<b>2134</b>	<b>Nurse Services</b>	0.00	123.13	0.00	** Function	
<b>Function 2140</b>						
<b>Employee Benefits</b>						

# Unit Budget FY17 Expenditure Report

Printed: 9/16/2016 9:08 AM  
COLLINSVILLE 10

Education Fund 10						
Account	Description	UNIT FY17 Budget Expenditure	UNIT FY16 YTD Expenditure	UNIT FY16 Budget Expenditure	State Account Number	
16802140221U	TERMINATION BENEFITS	0.00	0.00	0.00	10-2140-221-80-10	
16802140222U	TERMINATION BENEFITS	0.00	0.00	0.00	10-2140-222-80-10	
	<b>200 Employee Benefits</b>	0.00	0.00	0.00	Object	
<b>Termination Benefits</b>						
16802140800U	TERMINATION BENEFITS	0.00	0.00	0.00	10-2140-800-80-10	
	<b>800 Termination Benefits</b>	0.00	0.00	0.00	Object	
	<b>2140 Function 2140</b>	0.00	0.00	0.00	** Function	
<b>Function 2310</b>						
<b>Employee Benefits</b>						
16802310221U	TERMINATION BENEFITS	0.00	0.00	0.00	10-2310-221-80-10	
16802310222U	TERMINATION BENEFITS	0.00	0.00	0.00	10-2310-222-80-10	
	<b>200 Employee Benefits</b>	0.00	0.00	0.00	Object	
<b>Termination Benefits</b>						
16802310800U	TERMINATION BENEFITS	0.00	0.00	0.00	10-2310-800-80-10	
	<b>800 Termination Benefits</b>	0.00	0.00	0.00	Object	
	<b>2310 Function 2310</b>	0.00	0.00	0.00	** Function	
<b>Function 2320</b>						
<b>Employee Benefits</b>						
16802320221U	TERMINATION BENEFITS	0.00	0.00	0.00	10-2320-221-80-10	
16802320222U	TERMINATION BENEFITS	0.00	0.00	0.00	10-2320-222-80-10	
	<b>200 Employee Benefits</b>	0.00	0.00	0.00	Object	
<b>Capital Outlay</b>						
16802320500U	Termination Records Storage	0.00	0.00	0.00	10-2320-500-80-10	
	<b>500 Capital Outlay</b>	0.00	0.00	0.00	Object	
	<b>2320 Function 2320</b>	0.00	0.00	0.00	** Function	
<b>Special Area Adm. Serv</b>						
<b>Employee Benefits</b>						
1023302228010	TERMINATION BENEFITS (DS)	0.00	113.74	0.00	10-2330-222-80-10	
	<b>200 Employee Benefits</b>	0.00	113.74	0.00	Object	
<b>Termination Benefits</b>						
16802330800U	TERMINATION BENEFITS	0.00	900.00	0.00	10-2330-800-80-10	
	<b>800 Termination Benefits</b>	0.00	900.00	0.00	Object	

# Unit Budget FY17 Expenditure Report

Printed: 9/16/2016 9:08 AM  
COLLINSVILLE 10

Education Fund 10					
Account	Description	UNIT FY17 Budget Expenditure	UNIT FY16 YTD Expenditure	UNIT FY16 Budget Expenditure	State Account Number
2330	Special Area Adm. Serv	0.00	1,013.74	0.00	** Function
<b>Office Of Principal Serv</b>					
<b>Employee Benefits</b>					
16802410221U	TERMINATION BENEFITS	0.00	0.00	0.00	10-2410-221-80-10
16802410222U	TERMINATION BENEFITS	0.00	0.00	0.00	10-2410-222-80-10
200	Employee Benefits	0.00	0.00	0.00	Object
<b>Termination Benefits</b>					
16802410800U	TERMINATION BENEFITS	0.00	5,973.50	0.00	10-2410-800-80-10
800	Termination Benefits	0.00	5,973.50	0.00	Object
2410	Office Of Principal Serv	0.00	5,973.50	0.00	** Function
<b>Function 2520</b>					
<b>Termination Benefits</b>					
16802520800U	TERMINATION BENEFITS	0.00	3,161.20	0.00	10-2520-800-80-10
800	Termination Benefits	0.00	3,161.20	0.00	Object
2520	Function 2520	0.00	3,161.20	0.00	** Function
<b>Function 2540</b>					
<b>Employee Benefits</b>					
16802540221U	TERMINATION BENEFITS	0.00	0.00	0.00	10-2540-221-80-10
16802540222U	TERMINATION BENEFITS	0.00	100.31	0.00	10-2540-222-80-10
200	Employee Benefits	0.00	100.31	0.00	Object
<b>Termination Benefits</b>					
16802540800U	TERMINATION BENEFITS	0.00	900.00	0.00	10-2540-800-80-10
800	Termination Benefits	0.00	900.00	0.00	Object
2540	Function 2540	0.00	1,000.31	0.00	** Function
<b>Function 2620</b>					
<b>Termination Benefits</b>					
16802620800U	TERMINATION BENEFITS	0.00	0.00	0.00	10-2620-800-80-10
800	Termination Benefits	0.00	0.00	0.00	Object
2620	Function 2620	0.00	0.00	0.00	** Function
<b>Function 2640</b>					
<b>Termination Benefits</b>					

# Unit Budget FY17 Expenditure Report

Printed: 9/16/2016 9:08 AM  
COLLINSVILLE 10

Education Fund 10						
Account	Description		UNIT FY17 Budget Expenditure	UNIT FY16 YTD Expenditure	UNIT FY16 Budget Expenditure	State Account Number
16802640800U	80	TERMINATION BENEFITS	0.00	3,645.00	0.00	10-2640-800-80-10
	800	Termination Benefits	0.00	3,645.00	0.00	Object
	2640	Function 2640	0.00	3,645.00	0.00	** Function
<b>Service Area Dir</b>						
<b>Employee Benefits</b>						
16802641221U		TERMINATION BENEFITS	0.00	0.00	0.00	10-2641-221-80-10
16802641222U		TERMINATION BENEFITS	0.00	0.00	0.00	10-2641-222-80-10
	200	Employee Benefits	0.00	0.00	0.00	Object
<b>Termination Benefits</b>						
16802641800U		TERMINATION BENEFITS	0.00	0.00	0.00	10-2641-800-80-10
	800	Termination Benefits	0.00	0.00	0.00	Object
	2641	Service Area Dir	0.00	0.00	0.00	** Function
<b>Function 2660</b>						
<b>Termination Benefits</b>						
16802660800U		TERMINATION BENEFITS	0.00	0.00	0.00	10-2660-800-80-10
	800	Termination Benefits	0.00	0.00	0.00	Object
	2660	Function 2660	0.00	0.00	0.00	** Function
	80	TERMINATION BENEFITS	50,000.00	80,443.92	100,000.00	* Department
<b>NA for FY11 TITLE V (ended)</b>						
<b>Function 2210</b>						
<b>Supplies And Materials</b>						
16812210410U		NA TITLE V SUPPLIES NA	0.00	0.00	0.00	10-2210-410-81-10
	400	Supplies And Materials	0.00	0.00	0.00	Object
	2210	Function 2210	0.00	0.00	0.00	** Function
<b>Function 2220</b>						
<b>Purchased Services</b>						
16812220314U		NA TITLE V CONSULT NA	0.00	0.00	0.00	10-2220-314-81-10
	300	Purchased Services	0.00	0.00	0.00	Object
	2220	Function 2220	0.00	0.00	0.00	** Function
<b>Special Area Adm. Serv</b>						
<b>Purchased Services</b>						

# Unit Budget FY17 Expenditure Report

Printed: 9/16/2016 9:08 AM  
COLLINSVILLE 10

Education Fund 10						
Account	Description	UNIT FY17 Budget Expenditure	UNIT FY16 YTD Expenditure	UNIT FY16 Budget Expenditure	State Account Number	
16812330317U	NA TITLE V AUDIT	0.00	0.00	0.00	10-2330-317-81-10	
	<b>300 Purchased Services</b>	0.00	0.00	0.00	Object	
	<b>2330 Special Area Adm. Serv</b>	0.00	0.00	0.00	** Function	
<b>Nonpublic School Pupils</b>						
<b>Purchased Services</b>						
16813700314U	NA TITLE V CONSULTANT	0.00	0.00	0.00	10-3700-314-81-10	
16813700332U	NA TITLE V TRAVEL	0.00	0.00	0.00	10-3700-332-81-10	
	<b>300 Purchased Services</b>	0.00	0.00	0.00	Object	
<b>Supplies And Materials</b>						
16813700410U	NA TITLE V SUPPLIES	0.00	0.00	0.00	10-3700-410-81-10	
	<b>400 Supplies And Materials</b>	0.00	0.00	0.00	Object	
<b>Non-Capitalized Equipment</b>						
16813700700U	NA TITLE V EQUIPMENT	0.00	0.00	0.00	10-3700-700-81-10	
	<b>700 Non-Capitalized Equipment</b>	0.00	0.00	0.00	Object	
	<b>3700 Nonpublic School Pupils</b>	0.00	0.00	0.00	** Function	
	<b>81 NA for FY11 TITLE V (ended)</b>	0.00	0.00	0.00	* Department	
<b>15-16 Prev Initiative 0-3 (3705-01)</b>						
<b>Function 2210</b>						
<b>Purchased Services</b>						
16822210332U	14-15 Prev Initiative Prof Tra	0.00	0.00	0.00	10-2210-332-82-10	
	<b>300 Purchased Services</b>	0.00	0.00	0.00	Object	
	<b>2210 Function 2210</b>	0.00	0.00	0.00	** Function	
<b>Function 2300</b>						
<b>Salaries</b>						
16822300115U	14-15 Pre Initiative prog coor	525.00	1,051.36	525.00	10-2300-115-82-10	
	<b>100 Salaries</b>	525.00	1,051.36	525.00	Object	
<b>Employee Benefits</b>						
16822300221U	NA Pre Initiative prog Life	0.00	0.00	0.00	10-2300-221-82-10	
16822300222U	NA Pre Initiative Health	0.00	0.00	0.00	10-2300-222-82-10	
	<b>200 Employee Benefits</b>	0.00	0.00	0.00	Object	
<b>Purchased Services</b>						
16822300332U	NA Prev Initiative	0.00	0.00	0.00	10-2300-332-82-10	

# Unit Budget FY17 Expenditure Report

Printed: 9/16/2016 9:08 AM  
COLLINSVILLE 10

## Education Fund 10

Department 82 15-16 Prev Initiative 0-3 (3705-01)  
Function 2300 Function 2300  
Object 300 Purchased Services

Account	Description	UNIT FY17 Budget Expenditure	UNIT FY16 YTD Expenditure	UNIT FY16 Budget Expenditure	State Account Number
16822300340U	NA Prev Initiative Telephon	0.00	0.00	0.00	10-2300-340-82-10
	<b>300 Purchased Services</b>	0.00	0.00	0.00	Object
	<b>2300 Function 2300</b>	525.00	1,051.36	525.00	** Function
<b>Special Area Adm. Serv</b>					
<b>Supplies And Materials</b>					
16822330410U	14-15 Pre Initiative	0.00	0.00	0.00	10-2330-410-82-10
	<b>400 Supplies And Materials</b>	0.00	0.00	0.00	Object
	<b>2330 Special Area Adm. Serv</b>	0.00	0.00	0.00	** Function
<b>Civic Services</b>					
<b>Salaries</b>					
16823300115U	14-15 Prev Initiative Parent E	7,350.00	14,701.14	7,350.00	10-3300-115-82-10
16823300116U	14-15 Prev Initiative Translat	0.00	1,305.44	0.00	10-3300-116-82-10
	<b>100 Salaries</b>	7,350.00	16,006.58	7,350.00	Object
<b>Employee Benefits</b>					
16823300221U	14-15 Pre Initiative Par Life	0.00	6.38	0.00	10-3300-221-82-10
16823300222U	14-15 Prev Initiative Health	1,650.00	3,301.00	1,650.00	10-3300-222-82-10
	<b>200 Employee Benefits</b>	1,650.00	3,307.38	1,650.00	Object
<b>Purchased Services</b>					
16823300332U	14-15 Prev Initiative Prof Tr	0.00	71.30	0.00	10-3300-332-82-10
16823300340U	NA Prev Initiative Telephon	0.00	0.00	0.00	10-3300-340-82-10
16823300390U	NA Prev Initiative	0.00	0.00	0.00	10-3300-390-82-10
	<b>300 Purchased Services</b>	0.00	71.30	0.00	Object
<b>Supplies And Materials</b>					
16823300410U	14-15 Pre Initiative Supply	0.00	0.00	0.00	10-3300-410-82-10
	<b>400 Supplies And Materials</b>	0.00	0.00	0.00	Object
	<b>3300 Civic Services</b>	9,000.00	19,385.26	9,000.00	** Function
	<b>82 15-16 Prev Initiative 0-3 (3705-01)</b>	9,525.00	20,436.62	9,525.00	* Department
<b>15-16 DORS STEP Program (White)</b>					
<b>Cross-Categorical (Cc)</b>					
<b>Salaries</b>					
16841220115G	FY14 DORS/STEP Coop (White)	0.00	8,877.88	0.00	10-1220-115-84-22
	<b>100 Salaries</b>	0.00	8,877.88	0.00	Object

# Unit Budget FY17 Expenditure Report

Printed: 9/16/2016 9:08 AM  
COLLINSVILLE 10

Education Fund 10						
Account	Description	UNIT FY17 Budget Expenditure	UNIT FY16 YTD Expenditure	UNIT FY16 Budget Expenditure	State Account Number	
<b>Purchased Services</b>						
16841220332G	FY14 DORS/STEP Travel ProfD	0.00	306.59	0.00	10-1220-332-84-22	
16841220390G	DORS TRAINING PROVIDERS	0.00	0.00	0.00	10-1220-390-84-22	
<b>300</b>	<b>Purchased Services</b>	0.00	306.59	0.00	Object	
<b>Supplies And Materials</b>						
16841220410G	FY14 DORS/STEP Store Supplies	0.00	1,967.54	0.00	10-1220-410-84-22	
<b>400</b>	<b>Supplies And Materials</b>	0.00	1,967.54	0.00	Object	
<b>1220</b>	<b>Cross-Categorical (Cc)</b>	0.00	11,152.01	0.00	** Function	
<b>Function 2550</b>						
<b>Purchased Services</b>						
16842550332G	FY14 DORS STUDENT TRVL	0.00	0.00	0.00	10-2550-332-84-22	
<b>300</b>	<b>Purchased Services</b>	0.00	0.00	0.00	Object	
<b>2550</b>	<b>Function 2550</b>	0.00	0.00	0.00	** Function	
<b>84</b>	<b>15-16 DORS STEP Program (White)</b>	0.00	11,152.01	0.00	* Department	
<b>DORS MATCH</b>						
<b>Cross-Categorical (Cc)</b>						
<b>Salaries</b>						
16851220110G	DORS MATCH TEACHER SAL (1)	72,043.00	94,784.36	67,762.00	10-1220-110-85-22	
16851220120G	DORS MATCH SUB SAL	30,000.00	226.98	30,000.00	10-1220-120-85-22	
16851220140G	DORS MATCH SAL REIMB	0.00	0.00	0.00	10-1220-140-85-22	
<b>100</b>	<b>Salaries</b>	102,043.00	95,011.34	97,762.00	Object	
<b>Employee Benefits</b>						
16851220221G	DORS MATCH TEACHER LIFE	28.00	14.65	28.00	10-1220-221-85-22	
16851220222G	DORS MATCH HEALTH	7,770.00	6,786.74	7,770.00	10-1220-222-85-22	
<b>200</b>	<b>Employee Benefits</b>	7,798.00	6,801.39	7,798.00	Object	
<b>1220</b>	<b>Cross-Categorical (Cc)</b>	109,841.00	101,812.73	105,560.00	** Function	
<b>85</b>	<b>DORS MATCH</b>	109,841.00	101,812.73	105,560.00	* Department	
<b>ARRA</b>						
<b>Elementary</b>						
<b>Salaries</b>						
16881110110U	ARRA FUNCTION 1110	0.00	0.00	0.00	10-1110-110-88-10	

# Unit Budget FY17 Expenditure Report

Printed: 9/16/2016 9:08 AM  
COLLINSVILLE 10

Education Fund 10						
Account	Description	UNIT FY17 Budget Expenditure	UNIT FY16 YTD Expenditure	UNIT FY16 Budget Expenditure	State Account Number	
	<b>100 Salaries</b>	0.00	0.00	0.00	Object	
	<b>1110 Elementary</b>	0.00	0.00	0.00	** Function	
<b>Middle-Junior High</b>						
<b>Salaries</b>						
16881120110U	ARRA FUNCTION 1120	0.00	0.00	0.00	10-1120-110-88-10	
	<b>100 Salaries</b>	0.00	0.00	0.00	Object	
	<b>1120 Middle-Junior High</b>	0.00	0.00	0.00	** Function	
<b>High School</b>						
<b>Salaries</b>						
16881130110U	ARRA FUNCTION 1130	0.00	0.00	0.00	10-1130-110-88-10	
	<b>100 Salaries</b>	0.00	0.00	0.00	Object	
	<b>1130 High School</b>	0.00	0.00	0.00	** Function	
<b>Cross-Categorical (Cc)</b>						
<b>Salaries</b>						
16881220110U	ARRA Accounting for FY10	0.00	0.00	0.00	10-1220-110-88-10	
	<b>100 Salaries</b>	0.00	0.00	0.00	Object	
	<b>1220 Cross-Categorical (Cc)</b>	0.00	0.00	0.00	** Function	
<b>Business &amp; Office</b>						
<b>Salaries</b>						
16881407110U	ARRA FUNCTION 1407	0.00	0.00	0.00	10-1407-110-88-10	
	<b>100 Salaries</b>	0.00	0.00	0.00	Object	
	<b>1407 Business &amp; Office</b>	0.00	0.00	0.00	** Function	
<b>Home Ec Occupations</b>						
<b>Salaries</b>						
16881421110U	ARRA FUNCTION 1421	0.00	0.00	0.00	10-1421-110-88-10	
	<b>100 Salaries</b>	0.00	0.00	0.00	Object	
	<b>1421 Home Ec Occupations</b>	0.00	0.00	0.00	** Function	
<b>Precision Production</b>						
<b>Salaries</b>						
16881448110U	ARRA FUNCTION 1448	0.00	0.00	0.00	10-1448-110-88-10	
	<b>100 Salaries</b>	0.00	0.00	0.00	Object	

# Unit Budget FY17 Expenditure Report

Printed: 9/16/2016 9:08 AM  
COLLINSVILLE 10

## Education Fund 10

Department 88 ARRA  
Function 1448 Precision Production  
Object 100 Salaries

Account	Description	UNIT FY17 Budget Expenditure	UNIT FY16 YTD Expenditure	UNIT FY16 Budget Expenditure	State Account Number
<b>1448</b>	<b>Precision Production</b>	0.00	0.00	0.00	** Function
<b>Function 2120</b>					
<b>Salaries</b>					
16882120110U	ARRA FUNCTION 2120	0.00	0.00	0.00	10-2120-110-88-10
	<b>100 Salaries</b>	0.00	0.00	0.00	Object
	<b>2120 Function 2120</b>	0.00	0.00	0.00	** Function
<b>Nurse Services</b>					
<b>Salaries</b>					
16882134110U	ARRA FUNCTION 2134	0.00	0.00	0.00	10-2134-100-88-10
	<b>100 Salaries</b>	0.00	0.00	0.00	Object
<b>Employee Benefits</b>					
16882134222U	ARRA Health Insurance	0.00	0.00	0.00	10-2134-222-88-10
	<b>200 Employee Benefits</b>	0.00	0.00	0.00	Object
	<b>2134 Nurse Services</b>	0.00	0.00	0.00	** Function
<b>Function 2320</b>					
<b>Salaries</b>					
16882320110U	ARRA FUNCTION 2320 CERT	0.00	0.00	0.00	10-2320-110-88-10
16882320115U	ARRA FUNCTION 2320	0.00	0.00	0.00	10-2320-115-88-10
	<b>100 Salaries</b>	0.00	0.00	0.00	Object
	<b>2320 Function 2320</b>	0.00	0.00	0.00	** Function
<b>Office Of Principal Serv</b>					
<b>Salaries</b>					
16882410110U	ARRA FUNCTION 2410 CERT	0.00	0.00	0.00	10-2410-110-88-10
16882410115U	ARRA FUNCTION 2410	0.00	0.00	0.00	10-2410-115-88-10
	<b>100 Salaries</b>	0.00	0.00	0.00	Object
	<b>2410 Office Of Principal Serv</b>	0.00	0.00	0.00	** Function
<b>Dirctn Business Suppt Ser</b>					
<b>Salaries</b>					
16882510110U	ARRA FUNCTION 2510 CERT	0.00	0.00	0.00	10-2510-110-88-10
16882510115U	ARRA FUNCTION 2510	0.00	0.00	0.00	10-2510-115-88-10
	<b>100 Salaries</b>	0.00	0.00	0.00	Object

# Unit Budget FY17 Expenditure Report

Printed: 9/16/2016 9:08 AM  
COLLINSVILLE 10

Education Fund 10						
Department	88	ARRA				
Function	2510	Dirctn Business Suppt Ser				
Object	100	Salaries				
Account	Description		UNIT FY17 Budget Expenditure	UNIT FY16 YTD Expenditure	UNIT FY16 Budget Expenditure	State Account Number
	<b>2510 Dirctn Business Suppt Ser</b>		0.00	0.00	0.00	** Function
<b>Receiving &amp; Dist Fnd Sv</b>						
<b>Salaries</b>						
16882523115U	ARRA FUNCTION 2523		0.00	0.00	0.00	10-2523-115-88-10
	<b>100 Salaries</b>		0.00	0.00	0.00	Object
	<b>2523 Receiving &amp; Dist Fnd Sv</b>		0.00	0.00	0.00	** Function
<b>Payroll Services</b>						
<b>Salaries</b>						
16882524115U	ARRA FUNCTION 2524		0.00	0.00	0.00	10-2524-115-88-10
	<b>100 Salaries</b>		0.00	0.00	0.00	Object
	<b>2524 Payroll Services</b>		0.00	0.00	0.00	** Function
<b>Function 2540</b>						
<b>Salaries</b>						
16882540115U	ARRA FUNCTION 2540		0.00	0.00	0.00	10-2540-115-88-10
	<b>100 Salaries</b>		0.00	0.00	0.00	Object
	<b>2540 Function 2540</b>		0.00	0.00	0.00	** Function
<b>Function 2570</b>						
<b>Salaries</b>						
16882570115U	ARRA FUNCTION 2570		0.00	0.00	0.00	10-2570-115-88-10
	<b>100 Salaries</b>		0.00	0.00	0.00	Object
	<b>2570 Function 2570</b>		0.00	0.00	0.00	** Function
<b>Printing/Publ/Dupl Serv</b>						
<b>Salaries</b>						
16882574115U	ARRA FUNCTION 2574		0.00	0.00	0.00	10-2574-115-88-10
	<b>100 Salaries</b>		0.00	0.00	0.00	Object
	<b>2574 Printing/Publ/Dupl Serv</b>		0.00	0.00	0.00	** Function
<b>Function 2640</b>						
<b>Salaries</b>						
16882640110U	ARRA FUNCTION 2640		0.00	0.00	0.00	10-2640-110-88-10
	<b>100 Salaries</b>		0.00	0.00	0.00	Object
	<b>2640 Function 2640</b>		0.00	0.00	0.00	** Function

# Unit Budget FY17 Expenditure Report

Printed: 9/16/2016 9:08 AM  
COLLINSVILLE 10

## Education Fund 10

Department 88 ARRA  
Function 2641 Service Area Dir  
Object 100 Salaries

Account	Description	UNIT FY17 Budget Expenditure	UNIT FY16 YTD Expenditure	UNIT FY16 Budget Expenditure	State Account Number
---------	-------------	------------------------------------	------------------------------	------------------------------------	----------------------

### Service Area Dir

#### Salaries

16882641110U	ARRA FUNCTION 2641 CERT	0.00	0.00	0.00	10-2641-110-88-10
16882641115U	ARRA FUNCTION 2641	0.00	0.00	0.00	10-2641-115-88-10
<b>100</b>	<b>Salaries</b>	<b>0.00</b>	<b>0.00</b>	<b>0.00</b>	Object
<b>2641</b>	<b>Service Area Dir</b>	<b>0.00</b>	<b>0.00</b>	<b>0.00</b>	** Function

### Recruitment/Placement Ser

#### Salaries

16882642110U	ARRA FUNCTION 2642	0.00	0.00	0.00	10-2642-110-88-10
<b>100</b>	<b>Salaries</b>	<b>0.00</b>	<b>0.00</b>	<b>0.00</b>	Object
<b>2642</b>	<b>Recruitment/Placement Ser</b>	<b>0.00</b>	<b>0.00</b>	<b>0.00</b>	** Function

### Function 2660

#### Salaries

16882660110U	ARRA FUNCTION 2660	0.00	0.00	0.00	10-2660-110-88-10
<b>100</b>	<b>Salaries</b>	<b>0.00</b>	<b>0.00</b>	<b>0.00</b>	Object
<b>2660</b>	<b>Function 2660</b>	<b>0.00</b>	<b>0.00</b>	<b>0.00</b>	** Function

### Other Pymnts Gov In State

#### Other Objects

168841906001	ARRA RETURN FUNDS	0.00	0.00	0.00	10-4190-600-88-01
<b>600</b>	<b>Other Objects</b>	<b>0.00</b>	<b>0.00</b>	<b>0.00</b>	Object
<b>4190</b>	<b>Other Pymnts Gov In State</b>	<b>0.00</b>	<b>0.00</b>	<b>0.00</b>	** Function
<b>88</b>	<b>ARRA</b>	<b>0.00</b>	<b>0.00</b>	<b>0.00</b>	* Department

### Project Lead the Way

#### High School

#### Purchased Services

16901130332U	Project Lead the Way Tra	10,000.00	0.00	10,000.00	10-1130-332-90-10
<b>300</b>	<b>Purchased Services</b>	<b>10,000.00</b>	<b>0.00</b>	<b>10,000.00</b>	Object

#### Supplies And Materials

16901130410U	Project Lead the Way Mat ??	200.00	168.63	10,000.00	10-1130-410-90-10
<b>400</b>	<b>Supplies And Materials</b>	<b>200.00</b>	<b>168.63</b>	<b>10,000.00</b>	Object
<b>1130</b>	<b>High School</b>	<b>10,200.00</b>	<b>168.63</b>	<b>20,000.00</b>	** Function

# Unit Budget FY17 Expenditure Report

Printed: 9/16/2016 9:08 AM  
COLLINSVILLE 10

## Education Fund 10

Department 90 Project Lead the Way  
Function 1130 High School  
Object 400 Supplies And Materials

Account	Description	UNIT FY17 Budget Expenditure	UNIT FY16 YTD Expenditure	UNIT FY16 Budget Expenditure	State Account Number
<b>90</b>	<b>Project Lead the Way</b>	<u>10,200.00</u>	<u>168.63</u>	<u>20,000.00</u>	* Department
<b>MEDICAID ( old MECCA TECH)</b>					
<b><u>Receiving &amp; Dist Fnd Sv</u></b>					
<b>Purchased Services</b>					
1692252311U	NA MEDICAID ADM OUTREACH	0.00	0.00	0.00	10-2523-311-92-10
<b>300</b>	<b>Purchased Services</b>	<u>0.00</u>	<u>0.00</u>	<u>0.00</u>	Object
<b>Supplies And Materials</b>					
16922523410U	16-17 MEDICAID SUPPLIES	17,000.00	17,742.96	5,000.00	10-2523-410-92-10
<b>400</b>	<b>Supplies And Materials</b>	<u>17,000.00</u>	<u>17,742.96</u>	<u>5,000.00</u>	Object
<b>Capital Outlay</b>					
16922523540U	16-17 Medicaid equipment	57,000.00	57,353.89	33,000.00	10-2523-540-92-10
<b>500</b>	<b>Capital Outlay</b>	<u>57,000.00</u>	<u>57,353.89</u>	<u>33,000.00</u>	Object
<b>Non-Capitalized Equipment</b>					
16922523700U	16-17 MEDICAID EQUIPMENT	0.00	0.00	0.00	10-2523-700-92-10
<b>700</b>	<b>Non-Capitalized Equipment</b>	<u>0.00</u>	<u>0.00</u>	<u>0.00</u>	Object
<b>2523</b>	<b>Receiving &amp; Dist Fnd Sv</b>	<u>74,000.00</u>	<u>75,096.85</u>	<u>38,000.00</u>	** Function
<b><u>Tuition Spec Ed</u></b>					
<b>Other Objects</b>					
16924220680U	15-16 MEDICAID TUITION	360,000.00	357,483.50	400,000.00	10-4220-680-92-10
<b>600</b>	<b>Other Objects</b>	<u>360,000.00</u>	<u>357,483.50</u>	<u>400,000.00</u>	Object
<b>4220</b>	<b>Tuition Spec Ed</b>	<u>360,000.00</u>	<u>357,483.50</u>	<u>400,000.00</u>	** Function
<b>92</b>	<b>MEDICAID ( old MECCA TECH)</b>	<u>434,000.00</u>	<u>432,580.35</u>	<u>438,000.00</u>	* Department
<b>TECHNOLOGY/COMPUTER</b>					
<b><u>Function 2660</u></b>					
<b>Salaries</b>					
16932660110U	TECHNOLOGY Supervisors (1.4)	92,300.00	6,392.24	92,300.00	10-2660-110-93-10
16932660111U	ECHNOLOGY SUPPLEMENT	2,000.00	0.00	2,000.00	10-2660-111-93-10
16932660112U	NETWORK MANAGER SAL (1)	56,850.00	93,659.10	56,850.00	10-2660-112-93-10
169326601151	NA TECH SECRETARY SALARY	0.00	0.00	0.00	10-2660-115-93-01
16932660115U	COMPUTER TECH SAL (11)	346,851.00	352,392.55	346,851.00	10-2660-115-93-10
16932660116U	COMPUTER TECH SAL SUB	0.00	12,307.01	0.00	10-2660-116-93-10

# Unit Budget FY17 Expenditure Report

Printed: 9/16/2016 9:08 AM  
COLLINSVILLE 10

Education Fund 10						
Account	Description	UNIT FY17 Budget Expenditure	UNIT FY16 YTD Expenditure	UNIT FY16 Budget Expenditure	State Account Number	
	<b>100 Salaries</b>	498,001.00	464,750.90	498,001.00	Object	
<b>Employee Benefits</b>						
169326602211	TECH SECRETARY SALARY	0.00	0.00	0.00	10-2660-221-93-01	
16932660221U	TECH/NETWORK LIFE ( )	285.00	187.92	285.00	10-2660-221-93-10	
169326602221	TECH SECRETARY HEALTH	0.00	0.00	0.00	10-2660-222-93-01	
16932660222U	TECHNOLOGY HEALTH ( )	105,000.00	96,692.27	105,000.00	10-2660-222-93-10	
	<b>200 Employee Benefits</b>	105,285.00	96,880.19	105,285.00	Object	
<b>Purchased Services</b>						
16932660310U	NETWORK ADMIN CONTRACT? School master	115,000.00	114,748.65	115,000.00	10-2660-310-93-10	
16932660323U	TECHNOLOGY REPAIRS/MAINTENANCE	93,000.00	33,614.80	38,000.00	10-2660-323-93-10	
16932660332U	TECHNOLOGY Prof TRAVEL	1,500.00	1,365.45	1,500.00	10-2660-332-93-10	
16932660340U	TECHNOLOGY TELEPHONE	30,000.00	29,699.67	30,000.00	10-2660-340-93-10	
	<b>300 Purchased Services</b>	239,500.00	179,428.57	184,500.00	Object	
<b>Supplies And Materials</b>						
16932660410U	TECHNOLOGY GENERAL SUPPLIES	70,000.00	71,854.14	70,000.00	10-2660-410-93-10	
16932660411U	TECHNOLOGY SOFTWARE	80,000.00	51,123.37	80,000.00	10-2660-411-93-10	
	<b>400 Supplies And Materials</b>	150,000.00	122,977.51	150,000.00	Object	
<b>Capital Outlay</b>						
16932660540U	(go 30)IBM LEASE PAYMENTS	0.00	0.00	0.00	10-2660-540-93-10	
16932660541U	TECHNOLOGY PLAN EQUIPMEN	200,000.00	189,985.63	240,000.00	10-2660-541-93-10	
	<b>500 Capital Outlay</b>	200,000.00	189,985.63	240,000.00	Object	
<b>Other Objects</b>						
16932660640U	TECH DUES/MEMBERSHIPS	100.00	105.00	100.00	10-2660-640-93-10	
	<b>600 Other Objects</b>	100.00	105.00	100.00	Object	
<b>Non-Capitalized Equipment</b>						
16932660700U	TECHNOLOGY NON-CAP all in 500	0.00	0.00	0.00	10-2660-700-93-10	
	<b>700 Non-Capitalized Equipment</b>	0.00	0.00	0.00	Object	
	<b>2660 Function 2660</b>	1,192,886.00	1,054,127.80	1,177,886.00	** Function	
	<b>93 TECHNOLOGY/COMPUTER</b>	1,192,886.00	1,054,127.80	1,177,886.00	* Department	

10-11 DCEO Health Occ Grant NAFY12

**Function 2210**

**Salaries**

# Unit Budget FY17 Expenditure Report

Printed: 9/16/2016 9:08 AM  
COLLINSVILLE 10

Education Fund 10						
Account	Description	UNIT FY17 Budget Expenditure	UNIT FY16 YTD Expenditure	UNIT FY16 Budget Expenditure	State Account Number	
16942210110U	NA DCEO HEALTH GRANT NAFY12	0.00	0.00	0.00	10-2210-110-94-10	
16942210120U	NA DCEO HEALTH GRANT SUBS	0.00	0.00	0.00	10-2210-120-94-10	
	<b>100 Salaries</b>	0.00	0.00	0.00	Object	
<b>Employee Benefits</b>						
16942210210U	NA DCEO HEALTH GRANT FED TRS	0.00	0.00	0.00	10-2210-210-94-10	
	<b>200 Employee Benefits</b>	0.00	0.00	0.00	Object	
<b>Purchased Services</b>						
16942210332U	NA DCEO HEALTH GRANT TRAVEL	0.00	0.00	0.00	10-2210-332-94-10	
	<b>300 Purchased Services</b>	0.00	0.00	0.00	Object	
	<b>2210 Function 2210</b>	0.00	0.00	0.00	** Function	
	<b>94 10-11 DCEO Health Occ Grant NAFY12</b>	0.00	0.00	0.00	* Department	
<b>Grant: CTE Grant STATE PROG IMPR</b>						
<b>Function 1400</b>						
<b>Salaries</b>						
16951400120U	14-15 CTE GRANT SUBS	500.00	270.00	500.00	10-1400-120-95-10	
	<b>100 Salaries</b>	500.00	270.00	500.00	Object	
<b>Purchased Services</b>						
16951400332U	14-15 CTE GRANT TRAVEL	3,000.00	421.08	3,000.00	10-1400-332-95-10	
	<b>300 Purchased Services</b>	3,000.00	421.08	3,000.00	Object	
<b>Supplies And Materials</b>						
16951400410U	14-15 CTE GRANT SUPPLIES	0.00	0.00	0.00	10-1400-410-95-10	
	<b>400 Supplies And Materials</b>	0.00	0.00	0.00	Object	
<b>Capital Outlay</b>						
169514005401	14-15 CTE GRANT EQUIP	20,000.00	27,369.90	20,000.00	10-1400-540-95-01	
16951400540U	NA CTE Equipment	0.00	0.00	0.00	10-1400-540-95-10	
	<b>500 Capital Outlay</b>	20,000.00	27,369.90	20,000.00	Object	
	<b>1400 Function 1400</b>	23,500.00	28,060.98	23,500.00	** Function	
<b>Business &amp; Office</b>						
<b>Supplies And Materials</b>						
16951407410G	14-15 CTE GRANTBUSINESS DEP	6,000.00	3,694.16	6,000.00	10-1407-410-95-22	
	<b>400 Supplies And Materials</b>	6,000.00	3,694.16	6,000.00	Object	
	<b>1407 Business &amp; Office</b>	6,000.00	3,694.16	6,000.00	** Function	

# Unit Budget FY17 Expenditure Report

Printed: 9/16/2016 9:08 AM  
COLLINSVILLE 10

Education Fund 10						
Account	Description		UNIT FY17 Budget Expenditure	UNIT FY16 YTD Expenditure	UNIT FY16 Budget Expenditure	State Account Number

**Home Ec Occupations**

**Supplies And Materials**

16951421410G	14-15 CTE GRANT FAM CONSUMER		6,000.00	6,823.47	6,000.00	10-1421-410-95-22
	<b>400 Supplies And Materials</b>		6,000.00	6,823.47	6,000.00	Object
	<b>1421 Home Ec Occupations</b>		6,000.00	6,823.47	6,000.00	** Function

**Precision Production**

**Supplies And Materials**

16951448410G	14-15 CTE GRANT IND		15,000.00	11,506.75	15,000.00	10-1448-410-95-22
	<b>400 Supplies And Materials</b>		15,000.00	11,506.75	15,000.00	Object
	<b>1448 Precision Production</b>		15,000.00	11,506.75	15,000.00	** Function

**Function 2120**

**Supplies And Materials**

16952120410U	14-15 CTE GRANT SUPPLIES		550.00	0.00	550.00	10-2120-410-95-10
	<b>400 Supplies And Materials</b>		550.00	0.00	550.00	Object
	<b>2120 Function 2120</b>		550.00	0.00	550.00	** Function

**Function 2210**

**Salaries**

16952210120U	NA CTE GRANT SUBS		0.00	0.00	0.00	10-2210-120-95-10
	<b>100 Salaries</b>		0.00	0.00	0.00	Object

**Purchased Services**

16952210332U	NA CTE GRANT TRAVEL		0.00	0.00	0.00	10-2210-332-95-10
16952210333U	NA CTE GRANT FOOD		0.00	0.00	0.00	10-2210-333-95-10
	<b>300 Purchased Services</b>		0.00	0.00	0.00	Object

**Supplies And Materials**

16952210410U	14-15 CTE PROG IMPROV SUPPLIES		10,000.00	15,375.21	10,000.00	10-2210-410-95-10
	<b>400 Supplies And Materials</b>		10,000.00	15,375.21	10,000.00	Object
	<b>2210 Function 2210</b>		10,000.00	15,375.21	10,000.00	** Function
	<b>95 Grant: CTE Grant STATE PROG IMPR</b>		61,050.00	65,460.57	61,050.00	* Department

not used

**Function 2210**

**Salaries**

# Unit Budget FY17 Expenditure Report

Printed: 9/16/2016 9:08 AM  
COLLINSVILLE 10

Education Fund 10						
Department	96	not used				
Function	2210	Function 2210				
Object	100	Salaries				
Account	Description		UNIT FY17 Budget Expenditure	UNIT FY16 YTD Expenditure	UNIT FY16 Budget Expenditure	State Account Number
16962210110U		NA DCEO Health Occ (Grant)	0.00	0.00	0.00	10-2210-110-96-10
16962210120U		NA DCEO Health Occ (Grant)	0.00	0.00	0.00	10-2210-120-96-10
	<b>100</b>	<b>Salaries</b>	0.00	0.00	0.00	Object
<b>Employee Benefits</b>						
16962210222U		NA DCEO Health Occ (Grant)	0.00	0.00	0.00	10-2210-222-96-10
	<b>200</b>	<b>Employee Benefits</b>	0.00	0.00	0.00	Object
<b>Purchased Services</b>						
16962210332U		NA DCEO Health Occ (Grant)	0.00	0.00	0.00	10-2210-332-96-10
	<b>300</b>	<b>Purchased Services</b>	0.00	0.00	0.00	Object
	<b>2210</b>	<b>Function 2210</b>	0.00	0.00	0.00	** Function
	<b>96</b>	<b>not used</b>	0.00	0.00	0.00	* Department
<b>11-12 ELEM CAREER DEV</b>						
<b>Elementary</b>						
<b>Salaries</b>						
16981110111U		NA ELEM CAREER DEV. STIPEND	0.00	0.00	0.00	10-1110-111-98-10
16981110120U		NA ELEM CAREER DEV SUBS SAL	0.00	0.00	0.00	10-1110-120-98-10
	<b>100</b>	<b>Salaries</b>	0.00	0.00	0.00	Object
	<b>1110</b>	<b>Elementary</b>	0.00	0.00	0.00	** Function
<b>Function 2210</b>						
<b>Purchased Services</b>						
16982210332U		NA ELEM CAREER DEV TRAVEL	0.00	0.00	0.00	10-2210-332-98-10
	<b>300</b>	<b>Purchased Services</b>	0.00	0.00	0.00	Object
<b>Supplies And Materials</b>						
16982210410U		NA ELEM CAREER DEV SUPPLIES	0.00	0.00	0.00	10-2210-410-98-10
	<b>400</b>	<b>Supplies And Materials</b>	0.00	0.00	0.00	Object
	<b>2210</b>	<b>Function 2210</b>	0.00	0.00	0.00	** Function
	<b>98</b>	<b>11-12 ELEM CAREER DEV</b>	0.00	0.00	0.00	* Department
<b>Grant: Title IID (Tech Grant)</b>						
<b>Function 2210</b>						
<b>Purchased Services</b>						
16992210332U		NA Title IID Tech Grant	0.00	0.00	0.00	10-2210-332-99-10

# Unit Budget FY17 Expenditure Report

Printed: 9/16/2016 9:08 AM  
COLLINSVILLE 10

Education Fund 10						
Account	Description	UNIT FY17 Budget Expenditure	UNIT FY16 YTD Expenditure	UNIT FY16 Budget Expenditure	State Account Number	
	<b>300 Purchased Services</b>	0.00	0.00	0.00	Object	
	<b>2210 Function 2210</b>	0.00	0.00	0.00	** Function	
<b>Service Area Direction</b>						
<b>Salaries</b>						
16992661115U	NA TECH GRANT STIP SA	0.00	0.00	0.00	10-2661-115-99-10	
	<b>100 Salaries</b>	0.00	0.00	0.00	Object	
<b>Employee Benefits</b>						
16992661222U	NA TECH GRANT HEALTH	0.00	0.00	0.00	10-2661-222-99-10	
	<b>200 Employee Benefits</b>	0.00	0.00	0.00	Object	
	<b>2661 Service Area Direction</b>	0.00	0.00	0.00	** Function	
<b>Nonpublic School Pupils</b>						
<b>Purchased Services</b>						
16993700314U	NA TITLE II D Travel	0.00	0.00	0.00	10-3700-314-99-10	
	<b>300 Purchased Services</b>	0.00	0.00	0.00	Object	
<b>Supplies And Materials</b>						
16993700410U	NA TECH GRANT (TITLE II D) MAT	0.00	0.00	0.00	10-3700-400-99-10	
	<b>400 Supplies And Materials</b>	0.00	0.00	0.00	Object	
	<b>3700 Nonpublic School Pupils</b>	0.00	0.00	0.00	** Function	
<b>Other Pymnts Gov In State</b>						
<b>Purchased Services</b>						
16994190314U	NA TITLE II D CONSULTANT	0.00	0.00	0.00	10-4190-314-99-10	
	<b>300 Purchased Services</b>	0.00	0.00	0.00	Object	
	<b>4190 Other Pymnts Gov In State</b>	0.00	0.00	0.00	** Function	
	<b>99 Grant: Title IID (Tech Grant)</b>	0.00	0.00	0.00	* Department	
	<b>10 Education Fund</b>	<u>51,218,761.00</u>	<u>50,285,383.61</u>	<u>51,715,302.00</u>	Fund	

# Unit Budget FY17 Expenditure Report

Printed: 9/16/2016 9:08 AM  
COLLINSVILLE 10

Oper, Build, & Maint Fund 20						
Account	Description	UNIT FY17 Budget Expenditure	UNIT FY16 YTD Expenditure	UNIT FY16 Budget Expenditure	State Account Number	
<b>OTHER</b>						
<u>Archtre Engineering Serv</u>						
<b>Purchased Services</b>						
26012533311U	ARCH/ENG SVCS	40,000.00	26,646.43	50,000.00	20-2533-311-01-10	
	<b>300 Purchased Services</b>	40,000.00	26,646.43	50,000.00	Object	
	<b>2533 Archtre Engineering Serv</b>	40,000.00	26,646.43	50,000.00	** Function	
<u>Bldg Acquistn Cons Impr</u>						
<b>Capital Outlay</b>						
26012535500U	MEDIA ROOM	0.00	0.00	0.00	20-2535-500-01-10	
	<b>500 Capital Outlay</b>	0.00	0.00	0.00	Object	
	<b>2535 Bldg Acquistn Cons Impr</b>	0.00	0.00	0.00	** Function	
<u>Other Oper/Maint Plnt Ser</u>						
<b>Purchased Services</b>						
26012549323U	FIBER WAN NETWORK	60,000.00	58,906.24	56,000.00	20-2549-323-01-10	
26012549324U	CHS Audio Visual Support Serve	0.00	1,432.50	0.00	20-2549-324-01-10	
26012549325U	COPIER/PRINTER COMP Oper LEASE	60,000.00	59,802.00	75,000.00	20-2549-325-01-10	
	<b>300 Purchased Services</b>	120,000.00	120,140.74	131,000.00	Object	
	<b>2549 Other Oper/Maint Plnt Ser</b>	120,000.00	120,140.74	131,000.00	** Function	
<u>Transfer</u>						
<b>Other Objects</b>						
26014160660B	Transfer to Capital Projects	1,500,000.00	1,000,000.00	1,400,000.00	20-4160-660-01-20	
26014160661B	Transfer to DEBT SERVICE	230,000.00	230,000.00	230,000.00	20-4160-661-01-20	
	<b>600 Other Objects</b>	1,730,000.00	1,230,000.00	1,630,000.00	Object	
	<b>4160 Transfer</b>	1,730,000.00	1,230,000.00	1,630,000.00	** Function	
<u>Tuition CTE</u>						
<b>Other Objects</b>						
26014240680B	TUITION TO VOC (CTE)	36,000.00	35,888.93	60,000.00	20-4240-680-01-20	
	<b>600 Other Objects</b>	36,000.00	35,888.93	60,000.00	Object	
	<b>4240 Tuition CTE</b>	36,000.00	35,888.93	60,000.00	** Function	
	<b>01 OTHER</b>	1,926,000.00	1,412,676.10	1,871,000.00	* Department	
<b>SUPERINTENDENT AND ADMIN</b>						

# Unit Budget FY17 Expenditure Report

Printed: 9/16/2016 9:08 AM  
COLLINSVILLE 10

## Oper, Build, & Maint Fund 20

Department 02 SUPERINTENDENT AND ADMIN  
Function 2525 Financial Acct Services  
Object 600 Other Objects

Account	Description	UNIT FY17 Budget Expenditure	UNIT FY16 YTD Expenditure	UNIT FY16 Budget Expenditure	State Account Number
---------	-------------	------------------------------------	------------------------------	------------------------------------	----------------------

### Financial Acct Services

#### Other Objects

26022525690U	ACCOUNTING ADJ	0.00	295.00	0.00	20-2525-690-02-10
	<b>600 Other Objects</b>	<b>0.00</b>	<b>295.00</b>	<b>0.00</b>	Object
	<b>2525 Financial Acct Services</b>	<b>0.00</b>	<b>295.00</b>	<b>0.00</b>	** Function

### Function 2540

#### Salaries

26022540110U	WHSE SUPV SALARY (0)	0.00	0.00	0.00	20-2540-110-02-10
	<b>100 Salaries</b>	<b>0.00</b>	<b>0.00</b>	<b>0.00</b>	Object

#### Employee Benefits

26022540221U	WHSE SUPV LIFE	0.00	0.00	0.00	20-2540-221-02-10
26022540222U	WHSE SUPV HEALTH	0.00	0.00	0.00	20-2540-222-02-10
	<b>200 Employee Benefits</b>	<b>0.00</b>	<b>0.00</b>	<b>0.00</b>	Object

#### Other Objects

26022540640U	DIR BLDG GRDS DUES AND FEES	0.00	0.00	0.00	20-2540-640-02-10
	<b>600 Other Objects</b>	<b>0.00</b>	<b>0.00</b>	<b>0.00</b>	Object
	<b>2540 Function 2540</b>	<b>0.00</b>	<b>0.00</b>	<b>0.00</b>	** Function
	<b>02 SUPERINTENDENT AND ADMIN</b>	<b>0.00</b>	<b>295.00</b>	<b>0.00</b>	* Department

### CUSTODIAN

### Function 2540

#### Salaries

260725401101	CUSTODIAL SALARIES ADMIN/DELIV	53,000.00	51,010.56	55,000.00	20-2540-110-07-01
260725401201	CUSTODIAL ADMIN/DELIVERY SUB S	0.00	0.00	0.00	20-2540-120-07-01
260725401301	CUSTODIAL ADMIN/DELIVERY OT SA	500.00	0.00	500.00	20-2540-130-07-01
	<b>100 Salaries</b>	<b>53,500.00</b>	<b>51,010.56</b>	<b>55,500.00</b>	Object

#### Employee Benefits

260725402211	CUSTODIAL DELIVERY LIFE	23.00	15.12	23.00	20-2540-221-07-01
260725402221	CUSTODIAL ADMIN/DELIV HEALTH	8,000.00	7,746.09	7,770.00	20-2540-222-07-01
26072540240U	CUSTODIAL UNIFORMS	0.00	8,309.12	0.00	20-2540-240-07-10
	<b>200 Employee Benefits</b>	<b>8,023.00</b>	<b>16,070.33</b>	<b>7,793.00</b>	Object

#### Purchased Services

26072540321U	TRASH REMOVAL & PEST CONTROL	45,000.00	45,238.26	41,000.00	20-2540-321-07-10
--------------	------------------------------	-----------	-----------	-----------	-------------------

# Unit Budget FY17 Expenditure Report

Printed: 9/16/2016 9:08 AM  
COLLINSVILLE 10

Oper, Build, & Maint Fund 20						
Department	07	CUSTODIAN				
Function	2540	Function 2540				
Object	300	Purchased Services				
Account	Description		UNIT FY17 Budget Expenditure	UNIT FY16 YTD Expenditure	UNIT FY16 Budget Expenditure	State Account Number
26072540322U	DUST MOP TREATMENT		2,000.00	1,078.14	2,000.00	20-2540-322-07-10
260725403231	DIST & CUST REPR & MAINT		0.00	0.00	0.00	20-2540-323-07-01
26072540323U	TELEPHONE MAINT SERV		5,000.00	4,757.90	5,000.00	20-2540-323-07-10
26072540340U	TELEPHONE CHARGES		55,000.00	47,251.73	55,000.00	20-2540-340-07-10
260725403701	WATER & SEWER ADMIN		2,000.00	1,733.74	3,000.00	20-2540-370-07-01
260725403703	NA WATER & SEWER SPEC ED BUILDING		0.00	0.00	0.00	20-2540-370-07-03
26072540370C	WATER & SEWER CASEYVILLE		8,200.00	8,161.50	6,550.00	20-2540-370-07-21
26072540370G	WATER /SEWER HS		33,000.00	29,281.23	35,000.00	20-2540-370-07-22
26072540370H	WATER/SEWER HOLLY HGTS		1,500.00	801.77	1,500.00	20-2540-370-07-23
26072540370J	WATER & SEWER JEFFERSON		1,500.00	752.05	1,500.00	20-2540-370-07-24
26072540370K	WATER & SEWER KREITNER		5,000.00	4,983.76	5,000.00	20-2540-370-07-25
26072540370M	WATER/SEWER MARYVILLE		6,000.00	3,857.56	7,000.00	20-2540-370-07-26
26072540370N	WATER/SEWER MS		17,000.00	15,725.12	17,500.00	20-2540-370-07-27
26072540370R	WATER & SEWER RENFRO		6,500.00	6,064.91	6,500.00	20-2540-370-07-28
26072540370S	WATER & SEWER SUMMIT		1,500.00	1,299.59	1,500.00	20-2540-370-07-29
26072540370T	WATER & SEWER TWIN ECHO		6,500.00	4,951.14	6,500.00	20-2540-370-07-30
26072540370X	WATER & SEWER WEBSTER		17,500.00	14,540.93	17,500.00	20-2540-370-07-31
26072540370I	WATER & SEWER CIS		10,000.00	7,336.14	10,500.00	20-2540-370-07-33
26072540371G	WATER HS ATHL FIELD		1,500.00	948.04	1,500.00	20-2540-371-07-22
	<b>300 Purchased Services</b>		<b>224,700.00</b>	<b>198,763.51</b>	<b>224,050.00</b>	<b>Object</b>
<b>Supplies And Materials</b>						
260725404101	CUSTODIAL SUPPLIES ADMIN BLDG		1,000.00	266.06	1,000.00	20-2540-410-07-01
26072540410U	CUSTODIAL SUPPLIES UNIT		35,000.00	31,732.73	35,000.00	20-2540-410-07-10
26072540410C	CUSTODIAL SUPPLIES CASEYVILLE		10,000.00	9,654.27	10,000.00	20-2540-410-07-21
26072540410G	CUSTODIAL SUPPLIES HS		65,000.00	60,254.35	65,000.00	20-2540-410-07-22
26072540410H	CUSTODIAL SUPPLIES HOLLY HGTS		3,500.00	4,455.47	3,500.00	20-2540-410-07-23
26072540410J	CUSTODIAL SUPPLIES JEFFERSON		3,500.00	3,147.01	3,500.00	20-2540-410-07-24
26072540410K	CUSTODIAL SUPPLIES KREITNER		12,000.00	12,433.07	12,000.00	20-2540-410-07-25
26072540410M	CUSTODIAL SUPPLIES MARYVILLE		13,200.00	12,599.35	13,200.00	20-2540-410-07-26
26072540410N	CUSTODIAL SUPPLIES MS		28,000.00	22,353.11	28,000.00	20-2540-410-07-27
26072540410R	CUSTODIAL SUPPLIES RENFRO		14,300.00	11,945.26	14,300.00	20-2540-410-07-28
26072540410S	CUSTODIAL SUPPLIES SUMMIT		3,500.00	3,275.99	3,500.00	20-2540-410-07-29
26072540410T	CUSTODIAL SUPPLIES TWIN ECHO		5,000.00	7,492.89	5,000.00	20-2540-410-07-30
26072540410X	CUSTODIAL SUPPLIES WEBSTER		15,000.00	15,205.49	15,000.00	20-2540-410-07-31
26072540410I	CUSTODIAL SUPPLIES DORRIS		22,500.00	22,529.74	22,500.00	20-2540-410-07-33
26072540411U	FURNITURE		40,000.00	24,291.81	40,000.00	20-2540-411-07-10

# Unit Budget FY17 Expenditure Report

Printed: 9/16/2016 9:08 AM  
COLLINSVILLE 10

**Oper, Build, & Maint Fund 20**

Department 07 CUSTODIAN  
Function 2540 Function 2540  
Object 400 Supplies And Materials

Account	Description	UNIT FY17 Budget Expenditure	UNIT FY16 YTD Expenditure	UNIT FY16 Budget Expenditure	State Account Number
260725404641	DISTRIB TRK GASOLINE	2,500.00	1,056.77	2,500.00	20-2540-464-07-01
260725404651	NATURAL GAS ADMIN BLDG	10,000.00	6,781.45	16,500.00	20-2540-465-07-01
26072540465C	NATURAL GAS CASEYVILLE	10,000.00	7,879.02	16,500.00	20-2540-465-07-21
26072540465G	NATURAL GAS HIGH SCHOOL	50,000.00	44,635.55	80,000.00	20-2540-465-07-22
26072540465H	NATURAL GAS HOLLYWOOD HEIGHTS	6,000.00	4,401.93	6,000.00	20-2540-465-07-23
26072540465J	NATURAL GAS JEFFERSON	5,000.00	3,804.68	7,700.00	20-2540-465-07-24
26072540465K	NATURAL GAS KREITNER	10,000.00	7,011.95	16,500.00	20-2540-465-07-25
26072540465M	NATURAL GAS MARYVILLE	10,000.00	6,763.07	20,000.00	20-2540-465-07-26
26072540465N	NATURAL GAS MS	25,000.00	18,103.49	40,000.00	20-2540-465-07-27
26072540465R	NATURAL GAS RENFRO	15,000.00	9,087.02	30,000.00	20-2540-465-07-28
26072540465S	NATURAL GAS SUMMIT	5,000.00	3,428.84	8,000.00	20-2540-465-07-29
26072540465T	NATURAL GAS TWIN ECHO	7,000.00	4,775.49	11,550.00	20-2540-465-07-30
26072540465X	NATURAL GAS WEBSTER	35,000.00	23,104.67	49,000.00	20-2540-465-07-31
26072540465I	NATURAL GAS DORRIS	25,000.00	17,959.12	30,000.00	20-2540-465-07-33
260725404661	ELECTRICITY ADMIN BLDG & ANNEX	20,000.00	18,695.25	25,000.00	20-2540-466-07-01
260725404663	NA ELECTRICITY SP ED BLDG	0.00	0.00	0.00	20-2540-466-07-03
26072540466C	ELECTRICITY CASEYVILLE	30,000.00	22,498.63	35,000.00	20-2540-466-07-21
26072540466G	ELECTRICITY HS	400,000.00	389,925.19	305,000.00	20-2540-466-07-22
26072540466H	ELECTRICITY HOLLY HGTS	12,000.00	11,628.45	10,000.00	20-2540-466-07-23
26072540466J	ELECTRICITY JEFFERSON	10,000.00	8,776.84	15,000.00	20-2540-466-07-24
26072540466K	ELECTRICITY KREITNER	40,000.00	39,838.58	40,000.00	20-2540-466-07-25
26072540466M	ELECTRICITY MARYVILLE	40,000.00	32,192.07	40,000.00	20-2540-466-07-26
26072540466N	ELECTRICITY MS	140,000.00	125,972.28	150,000.00	20-2540-466-07-27
26072540466R	ELECTRICITY RENFRO	60,000.00	47,451.71	70,000.00	20-2540-466-07-28
26072540466S	ELECTRICITY SUMMIT	10,000.00	8,953.22	16,000.00	20-2540-466-07-29
26072540466T	ELECTRICITY TWIN ECHO	25,000.00	18,872.87	30,000.00	20-2540-466-07-30
26072540466X	ELECTRICITY WEBSTER	105,000.00	104,927.55	71,000.00	20-2540-466-07-31
26072540466I	ELECTRICITY DORRIS	100,000.00	95,558.10	80,000.00	20-2540-466-07-33
<b>400</b>	<b>Supplies And Materials</b>	<b>1,479,000.00</b>	<b>1,325,720.39</b>	<b>1,492,750.00</b>	<b>Object</b>
<b>Non-Capitalized Equipment</b>					
26072540700U	CUSTODIAL EQUIPMENT	35,000.00	27,399.44	35,000.00	20-2540-700-07-10
<b>700</b>	<b>Non-Capitalized Equipment</b>	<b>35,000.00</b>	<b>27,399.44</b>	<b>35,000.00</b>	<b>Object</b>
<b>2540</b>	<b>Function 2540</b>	<b>1,800,223.00</b>	<b>1,618,964.23</b>	<b>1,815,093.00</b>	<b>** Function</b>
<b>07</b>	<b>CUSTODIAN</b>	<b>1,800,223.00</b>	<b>1,618,964.23</b>	<b>1,815,093.00</b>	<b>* Department</b>

**MAINTENANCE**

# Unit Budget FY17 Expenditure Report

Printed: 9/16/2016 9:08 AM  
COLLINSVILLE 10

## Oper, Build, & Maint Fund 20

Department 08 MAINTENANCE  
Function 2540 Function 2540  
Object 100 Salaries

Account	Description	UNIT FY17 Budget Expenditure	UNIT FY16 YTD Expenditure	UNIT FY16 Budget Expenditure	State Account Number
---------	-------------	------------------------------------	------------------------------	------------------------------------	----------------------

### Function 2540

#### Salaries

26082540110U	MAINTANCE SALARIES (5)	244,300.00	237,147.44	230,000.00	20-2540-110-08-10
26082540111U	DIR BLDG/GROUNDS (1)	95,000.00	90,397.00	95,000.00	20-2540-111-08-10
26082540115U	BLDG/GROUNDS SECY SAL	42,000.00	41,271.37	42,000.00	20-2540-115-08-10
26082540116U	BLDG/GROUNDS SECY SUB	1,000.00	63.75	1,000.00	20-2540-116-08-10
26082540120U	MAINT SUB SAL	0.00	0.00	0.00	20-2540-120-08-10
26082540130U	MAINTANCE OT SALARIES	3,000.00	342.09	3,000.00	20-2540-130-08-10
26082540140U	REIMB OF MAINT SALARY	0.00	0.00	0.00	20-2540-140-08-10
<b>100</b>	<b>Salaries</b>	<b>385,300.00</b>	<b>369,221.65</b>	<b>371,000.00</b>	<b>Object</b>

#### Employee Benefits

26082540221U	MAINTANCE LIFE	178.00	91.13	178.00	20-2540-221-08-10
26082540222U	MAINT HEALTH (7people)	50,000.00	47,510.49	50,000.00	20-2540-222-08-10
26082540240U	MAINT UNIFORMS (every 2 years)	1,200.00	0.00	1,200.00	20-2540-240-08-10
<b>200</b>	<b>Employee Benefits</b>	<b>51,378.00</b>	<b>47,601.62</b>	<b>51,378.00</b>	<b>Object</b>

#### Purchased Services

260825403231	REP/MAINT SVC ADMIN	10,000.00	10,874.23	7,250.00	20-2540-323-08-01
26082540323U	BLDGS/GRDS MAINT SVC	30,000.00	17,030.17	30,000.00	20-2540-323-08-10
26082540323C	REP/MAINT SVC CASEYVILLE	10,000.00	9,159.70	16,500.00	20-2540-323-08-21
26082540323G	REP/MAINT SVC HS	120,000.00	69,211.08	120,000.00	20-2540-323-08-22
26082540323H	REP/MAINT SVC HOLLY HGTS	5,000.00	4,413.36	5,000.00	20-2540-323-08-23
26082540323J	REP/MAINT SVC JEFFERSON	5,500.00	2,380.93	5,500.00	20-2540-323-08-24
26082540323K	REP/MAINT SVC KREITNER	10,000.00	9,222.70	10,000.00	20-2540-323-08-25
26082540323M	REP/MAINT SVC MARYVILLE	10,000.00	7,030.24	10,000.00	20-2540-323-08-26
26082540323N	REP/MAINT SVC MS	40,000.00	40,038.09	35,000.00	20-2540-323-08-27
26082540323R	REP/MAINT SVC RENFRO	10,000.00	3,416.20	11,000.00	20-2540-323-08-28
26082540323S	REP/MAINT SVC SUMMIT	7,300.00	1,962.43	7,300.00	20-2540-323-08-29
26082540323T	REP/MAINT SVC TWIN ECHO	8,600.00	499.10	8,600.00	20-2540-323-08-30
26082540323X	REP/MAINT SVC WEB ELEM	30,000.00	38,192.08	30,000.00	20-2540-323-08-31
26082540323I	REPAIRS/MAINT DORRIS	25,000.00	20,247.30	25,000.00	20-2540-323-08-33
26082540324U	MISC ASPHALT/BLACKTOP WORK	25,000.00	0.00	25,000.00	20-2540-324-08-10
26082540324G	REP/MAINT HS ATHL	35,000.00	18,134.87	35,000.00	20-2540-324-08-22
260825403251	SECURITY SYSTEM ADM/WHSE	500.00	434.50	500.00	20-2540-325-08-01
26082540325U	MISC PAINTING WORK	60,000.00	34,092.68	60,000.00	20-2540-325-08-10
26082540325C	SECURITY SYSTEM CASEYVILLE	350.00	168.00	550.00	20-2540-325-08-21

# Unit Budget FY17 Expenditure Report

Printed: 9/16/2016 9:08 AM  
COLLINSVILLE 10

Oper, Build, & Maint Fund 20						
Department	08	MAINTENANCE				
Function	2540	Function 2540				
Object	300	Purchased Services				
Account	Description		UNIT FY17 Budget Expenditure	UNIT FY16 YTD Expenditure	UNIT FY16 Budget Expenditure	State Account Number
26082540325G	SECURITY SYSTEM HS		750.00	708.00	550.00	20-2540-325-08-22
26082540325H	SECURITY SYSTEM HOLLY HGTS		220.00	168.00	220.00	20-2540-325-08-23
26082540325J	SECURITY SYSTEM JEFFERSON		300.00	266.50	220.00	20-2540-325-08-24
26082540325K	SECURITY SYSTEM KREITNER		220.00	168.00	220.00	20-2540-325-08-25
26082540325M	SECURITY SYSTEM MARYVILLE		220.00	168.00	220.00	20-2540-325-08-26
26082540325N	SECURITY SYSTEM MS		220.00	168.00	220.00	20-2540-325-08-27
26082540325R	SECURITY SYSTEM RENFRO		220.00	168.00	220.00	20-2540-325-08-28
26082540325S	SECURITY SYSTEM SUMMIT		220.00	168.00	220.00	20-2540-325-08-29
26082540325T	SECURITY SYSTEM TWIN ECHO		220.00	168.00	220.00	20-2540-325-08-30
26082540325X	SECURITY SYSTEM WEBSTER		220.00	168.00	220.00	20-2540-325-08-31
26082540325I	SECURITY SYSTEM DORRIS		550.00	168.00	550.00	20-2540-325-08-33
26082540332U	MAINT TRAVEL		1,700.00	2,326.25	1,700.00	20-2540-332-08-10
26082540339U	MAINT TRUCK New Truck		60,000.00	0.00	60,000.00	20-2540-339-08-10
	<b>300 Purchased Services</b>		<b>507,310.00</b>	<b>291,320.41</b>	<b>506,980.00</b>	<b>Object</b>
<b>Supplies And Materials</b>						
260825404101	MAINT SUPPLIES ADMIN BLDG		7,000.00	2,335.32	8,000.00	20-2540-410-08-01
26082540410U	MAINT SUPPLIES UNIT		44,000.00	29,806.41	44,000.00	20-2540-410-08-10
26082540410C	MAINT SUPPLIES CASEYVILLE		5,500.00	2,537.52	6,000.00	20-2540-410-08-21
26082540410G	MAINT SUPPLIES HS		25,000.00	23,914.41	27,000.00	20-2540-410-08-22
26082540410H	MAINT SUPPLIES HOLLY HGHTS		4,000.00	54.31	4,000.00	20-2540-410-08-23
26082540410J	MAINT SUPPLIES JEFFERSON		2,000.00	285.22	2,000.00	20-2540-410-08-24
26082540410K	MAINT SUPPLIES KREITNER		6,000.00	3,651.75	6,000.00	20-2540-410-08-25
26082540410M	MAINT SUPPLIES MARYVILLE		6,000.00	2,077.59	6,000.00	20-2540-410-08-26
26082540410N	MAINT SUPPLIES MS		8,000.00	12,356.77	8,000.00	20-2540-410-08-27
26082540410R	MAINT SUPPLIES RENFRO		4,000.00	3,305.55	4,000.00	20-2540-410-08-28
26082540410S	MAINT SUPPLIES SUMMIT		3,000.00	1,405.82	3,000.00	20-2540-410-08-29
26082540410T	MAINT SUPPLIES TWIN ECHO		3,000.00	1,897.33	3,000.00	20-2540-410-08-30
26082540410X	MAINT SUPPLIES WEBSTER		5,000.00	4,022.57	5,000.00	20-2540-410-08-31
26082540410I	MAINT SUPPLIES CIS		9,000.00	7,339.75	9,000.00	20-2540-410-08-33
26082540411G	HS ATH MAINT SUPPLIES		8,000.00	7,366.51	8,000.00	20-2540-411-08-22
26082540464U	MAINTENANCE GASOLINE		22,000.00	13,384.51	22,000.00	20-2540-464-08-10
	<b>400 Supplies And Materials</b>		<b>161,500.00</b>	<b>115,741.34</b>	<b>165,000.00</b>	<b>Object</b>
<b>Non-Capitalized Equipment</b>						
26082540700U	MAINTENANCE EQUIPMENT		30,000.00	17,877.44	30,000.00	20-2540-700-08-10
	<b>700 Non-Capitalized Equipment</b>		<b>30,000.00</b>	<b>17,877.44</b>	<b>30,000.00</b>	<b>Object</b>

# Unit Budget FY17 Expenditure Report

Printed: 9/16/2016 9:08 AM  
COLLINSVILLE 10

Oper, Build, & Maint Fund 20						
Department	08	MAINTENANCE				
Function	2540	Function 2540				
Object	700	Non-Capitalized Equipment				
Account	Description		UNIT FY17 Budget Expenditure	UNIT FY16 YTD Expenditure	UNIT FY16 Budget Expenditure	State Account Number
	<b>2540</b>	<b>Function 2540</b>	1,135,488.00	841,762.46	1,124,358.00	** Function
	<b>08</b>	<b>MAINTENANCE</b>	1,135,488.00	841,762.46	1,124,358.00	* Department
<b>LUNCH PROGRAM</b>						
<b>Function 2560</b>						
<b>Capital Outlay</b>						
26242560540U		LUNCH PROG EQUIP	35,000.00	50,206.86	35,000.00	20-2560-540-24-10
26242560541U		CAFETERIA FURNITURE	20,000.00	0.00	20,000.00	20-2560-541-24-10
	<b>500</b>	<b>Capital Outlay</b>	55,000.00	50,206.86	55,000.00	Object
<b>Non-Capitalized Equipment</b>						
262425607004		BULK FEEDING EQUIP	2,000.00	453.50	2,000.00	20-2560-700-24-04
	<b>700</b>	<b>Non-Capitalized Equipment</b>	2,000.00	453.50	2,000.00	Object
	<b>2560</b>	<b>Function 2560</b>	57,000.00	50,660.36	57,000.00	** Function
	<b>24</b>	<b>LUNCH PROGRAM</b>	57,000.00	50,660.36	57,000.00	* Department
<b>MISC ATHLETICS(10) ROOFS (20)</b>						
<b>Care &amp; Upkeep Bldg Serv</b>						
<b>Purchased Services</b>						
26472542323U		ROOF Maintenance	35,000.00	1,815.12	35,000.00	20-2542-323-47-10
	<b>300</b>	<b>Purchased Services</b>	35,000.00	1,815.12	35,000.00	Object
	<b>2542</b>	<b>Care &amp; Upkeep Bldg Serv</b>	35,000.00	1,815.12	35,000.00	** Function
	<b>47</b>	<b>MISC ATHLETICS(10) ROOFS (20)</b>	35,000.00	1,815.12	35,000.00	* Department
<b>MISC HS (10) CONTINGENCY (20)</b>						
<b>Function 2540</b>						
<b>Capital Outlay</b>						
26492540540U		CONTINGENCY	100,100.00	83,593.89	100,100.00	20-2540-540-49-10
26492540541U		UNIT Wide Security	45,000.00	15,707.21	45,000.00	20-2540-541-49-10
	<b>500</b>	<b>Capital Outlay</b>	145,100.00	99,301.10	145,100.00	Object
	<b>2540</b>	<b>Function 2540</b>	145,100.00	99,301.10	145,100.00	** Function
	<b>49</b>	<b>MISC HS (10) CONTINGENCY (20)</b>	145,100.00	99,301.10	145,100.00	* Department
	<b>20</b>	<b>Oper, Build, &amp; Maint Fund</b>	<u>5,098,811.00</u>	<u>4,025,474.37</u>	<u>5,047,551.00</u>	Fund

# Unit Budget FY17 Expenditure Report

Printed: 9/16/2016 9:08 AM  
COLLINSVILLE 10

Debt Service Fund 30						
Account	Description	UNIT FY17 Budget Expenditure	UNIT FY16 YTD Expenditure	UNIT FY16 Budget Expenditure	State Account Number	
<b>OTHER</b>						
<b>Bonds</b>						
<b>Other Objects</b>						
36015140620B	BOND INTEREST PAYMENTS	355,650.00	468,050.00	468,100.00	30-5140-620-01-20	
	600 Other Objects	355,650.00	468,050.00	468,100.00	Object	
	5140 Bonds	355,650.00	468,050.00	468,100.00	** Function	
<b>Debt Serv Bnd Prnpl Retrd</b>						
<b>Other Objects</b>						
36015200610B	BOND PRINCIPAL PAYMENTS	3,060,000.00	2,880,000.00	2,880,000.00	30-5200-610-01-20	
36015200611B	BOND PRINCIPAL ESCROW ACCT	0.00	0.00	0.00	30-5200-611-01-20	
	600 Other Objects	3,060,000.00	2,880,000.00	2,880,000.00	Object	
	5200 Debt Serv Bnd Prnpl Retrd	3,060,000.00	2,880,000.00	2,880,000.00	** Function	
<b>Debt Serv Other</b>						
<b>Other Objects</b>						
36015900690B	BOND PROCESSING SERVICE CHARGE	4,530.00	1,950.00	4,530.00	30-5900-690-01-20	
36015900691B	Bond Consulting Refinancing	0.00	0.00	0.00	30-5900-691-01-20	
	600 Other Objects	4,530.00	1,950.00	4,530.00	Object	
	5900 Debt Serv Other	4,530.00	1,950.00	4,530.00	** Function	
	01 OTHER	3,420,180.00	3,350,000.00	3,352,630.00	* Department	
<b>TECHNOLOGY/COMPUTER</b>						
<b>Function 5000</b>						
<b>Capital Outlay</b>						
36935000500U	Computer LEASE (New for FY14)	0.00	0.00	160,000.00	30-5000-500-93-10	
36935000501U	Dell Lease FY16 1:1 1 year (FY16)	250,000.00	242,656.96	0.00	30-5000-500-93-10	
36935000502U	Dell Lease (-003 3 y OCT2012)	0.00	0.00	0.00	30-5000-500-93-10	
36935000503U	Dell Lease, 810-6451952-004	0.00	0.00	0.00	30-5000-500-93-10	
36935000504U	Chromebook Dell lease (~200)	0.00	0.00	87,000.00	30-5000-500-93-10	
36935000505U	Chromebook (Kansas State Bank)	0.00	231,702.10	220,000.00	30-5000-500-93-10	
36935000506U	Chromebook	0.00	0.00	10,000.00	30-5000-500-93-10	
	500 Capital Outlay	250,000.00	474,359.06	477,000.00	Object	
	5000 Function 5000	250,000.00	474,359.06	477,000.00	** Function	

# Unit Budget FY17 Expenditure Report

Printed: 9/16/2016 9:08 AM  
COLLINSVILLE 10

## Debt Service Fund 30

Department 93 TECHNOLOGY/COMPUTER  
Function 5000 Function 5000  
Object 500 Capital Outlay

Account	Description	UNIT FY17 Budget Expenditure	UNIT FY16 YTD Expenditure	UNIT FY16 Budget Expenditure	State Account Number
93	TECHNOLOGY/COMPUTER	250,000.00	474,359.06	477,000.00	* Department
30	Debt Service Fund	3,670,180.00	3,824,359.06	3,829,630.00	Fund

# Unit Budget FY17 Expenditure Report

Printed: 9/16/2016 9:08 AM  
COLLINSVILLE 10

Transportation Fund 40					
Account	Description	UNIT FY17 Budget Expenditure	UNIT FY16 YTD Expenditure	UNIT FY16 Budget Expenditure	State Account Number

**OTHER**

**Dirctn Business Suppt Ser**

**Purchased Services**

46012510339U	Transp Cost Reduction Consulting	5,000.00	4,294.00	10,000.00	40-2510-339-01-10
	<b>300 Purchased Services</b>	<b>5,000.00</b>	<b>4,294.00</b>	<b>10,000.00</b>	Object
	<b>2510 Dirctn Business Suppt Ser</b>	<b>5,000.00</b>	<b>4,294.00</b>	<b>10,000.00</b>	** Function

**Function 2550**

**Purchased Services**

460125503321	REG TRANSP Bus Monitor First Student	156,000.00	0.00	0.00	40-2550-332-01-01
46012550332U	FIELD TRIPS FS (\$9 @ student)	58,500.00	50,032.63	71,000.00	40-2550-332-01-10
46012550332B	REG TRANSP FIRST STUDENT 11% increase	2,172,811.00	1,957,488.14	1,800,000.00	40-2550-332-01-20
46012550333U	Regular/Homeless using public buses	0.00	0.00	100,000.00	40-2550-333-01-10
46012550333B	SUMMER SCHOOL TRANSPORTATION FS	60,000.00	54,885.02	0.00	40-2550-333-01-20
	<b>300 Purchased Services</b>	<b>2,447,311.00</b>	<b>2,062,405.79</b>	<b>1,971,000.00</b>	Object
	<b>2550 Function 2550</b>	<b>2,447,311.00</b>	<b>2,062,405.79</b>	<b>1,971,000.00</b>	** Function

**Paymnts Voc Ed Prog**

**Other Objects**

46014140600B	TUITION TO AVC	20,000.00	20,809.20	15,000.00	40-4140-600-01-20
	<b>600 Other Objects</b>	<b>20,000.00</b>	<b>20,809.20</b>	<b>15,000.00</b>	Object
	<b>4140 Paymnts Voc Ed Prog</b>	<b>20,000.00</b>	<b>20,809.20</b>	<b>15,000.00</b>	** Function
	<b>01 OTHER</b>	<b>2,472,311.00</b>	<b>2,087,508.99</b>	<b>1,996,000.00</b>	* Department

**SUPERINTENDENT AND ADMIN**

**Financial Accnt Services**

**Other Objects**

46022525690U	ACCOUNTING ADJUSTMENT	0.00	0.00	0.00	40-2525-690-02-10
	<b>600 Other Objects</b>	<b>0.00</b>	<b>0.00</b>	<b>0.00</b>	Object
	<b>2525 Financial Accnt Services</b>	<b>0.00</b>	<b>0.00</b>	<b>0.00</b>	** Function

**Function 2550**

**Supplies And Materials**

46022550464B	GASOLINE FIRST STUDENT	0.00	0.00	135,000.00	40-2550-464-02-20
	<b>400 Supplies And Materials</b>	<b>0.00</b>	<b>0.00</b>	<b>135,000.00</b>	Object

# Unit Budget FY17 Expenditure Report

Printed: 9/16/2016 9:08 AM  
COLLINSVILLE 10

## Transportation Fund 40

Department 02 SUPERINTENDENT AND ADMIN  
Function 2550 Function 2550  
Object 400 Supplies And Materials

Account	Description	UNIT FY17 Budget Expenditure	UNIT FY16 YTD Expenditure	UNIT FY16 Budget Expenditure	State Account Number
---------	-------------	------------------------------------	------------------------------	------------------------------------	----------------------

2550	Function 2550	0.00	0.00	135,000.00	** Function
02	SUPERINTENDENT AND ADMIN	0.00	0.00	135,000.00	* Department

### SPECIAL EDUCATION

#### Function 2550

##### Purchased Services

46122550330B	SPEC ED TRASP Bus monitor	469,828.00	564,359.19	450,000.00	40-2550-330-12-20
461225503311	TRANSP SPEC ED OUT OF DISTRICT	220.00	0.00	220.00	40-2550-331-12-01
46122550332U	SPEC ED FIELD TRIPS in Grant	1,700.00	1,727.24	1,000.00	40-2550-332-12-10
46122550332B	SPEC ED TRANSP FIRST STUDENT	1,235,703.00	1,113,246.23	1,075,000.00	40-2550-332-12-20
46122550333B	SPEC ED TRANS NON FIRST STU	2,000.00	1,044.00	112,000.00	40-2550-333-12-20
300	Purchased Services	1,709,451.00	1,680,376.66	1,638,220.00	Object
2550	Function 2550	1,709,451.00	1,680,376.66	1,638,220.00	** Function
12	SPECIAL EDUCATION	1,709,451.00	1,680,376.66	1,638,220.00	* Department

### MUSIC/BAND

#### Function 2550

##### Purchased Services

46142550332G	HS BAND TRAVEL 10% cut for FY17	27,000.00	27,473.89	30,000.00	40-2550-332-14-22
46142550332N	CMS Band,Choir Travel performa	3,000.00	1,433.37	6,000.00	40-2550-332-14-27
300	Purchased Services	30,000.00	28,907.26	36,000.00	Object
2550	Function 2550	30,000.00	28,907.26	36,000.00	** Function
14	MUSIC/BAND	30,000.00	28,907.26	36,000.00	* Department

### BOYS ATHLETIC

#### Function 2550

##### Purchased Services

46452550332G	HS BOYS ATH TRAVEL FIRST STU	22,500.00	22,149.21	25,000.00	40-2550-332-45-22
46452550332N	MS BOYS ATH TRAVEL FIRST STU	6,300.00	5,165.71	7,000.00	40-2550-332-45-27
46452550333G	HS BOYS ATH TRVL OTHER	8,000.00	4,576.29	10,000.00	40-2550-333-45-22
300	Purchased Services	36,800.00	31,891.21	42,000.00	Object
2550	Function 2550	36,800.00	31,891.21	42,000.00	** Function
45	BOYS ATHLETIC	36,800.00	31,891.21	42,000.00	* Department

### GIRLS ATHLETIC

# Unit Budget FY17 Expenditure Report

Printed: 9/16/2016 9:08 AM  
COLLINSVILLE 10

Transportation Fund 40						
Account	Description	UNIT FY17 Budget Expenditure	UNIT FY16 YTD Expenditure	UNIT FY16 Budget Expenditure	State Account Number	
<b>Function 2550</b>						
<b>Purchased Services</b>						
46462550332G	HS GIRLS ATH TRAVL FIRST STU	9,900.00	9,247.41	11,000.00	40-2550-332-46-22	
46462550332N	MS GIRLS ATH TRVL FIRST STU	8,000.00	9,103.20	8,000.00	40-2550-332-46-22	
46462550333G	HS GIRLS ATH TRVL OTHER	6,000.00	10,350.16	6,000.00	40-2550-333-46-22	
<b>300</b>	<b>Purchased Services</b>	<b>23,900.00</b>	<b>28,700.77</b>	<b>25,000.00</b>	Object	
<b>2550</b>	<b>Function 2550</b>	<b>23,900.00</b>	<b>28,700.77</b>	<b>25,000.00</b>	** Function	
<b>Service Area Direction</b>						
<b>Purchased Services</b>						
46462551332G	HS CHEERLEADER TRAVEL	6,000.00	4,833.47	8,000.00	40-2551-332-46-22	
<b>300</b>	<b>Purchased Services</b>	<b>6,000.00</b>	<b>4,833.47</b>	<b>8,000.00</b>	Object	
<b>2551</b>	<b>Service Area Direction</b>	<b>6,000.00</b>	<b>4,833.47</b>	<b>8,000.00</b>	** Function	
<b>46</b>	<b>GIRLS ATHLETIC</b>	<b>29,900.00</b>	<b>33,534.24</b>	<b>33,000.00</b>	* Department	
<b>MISC ATHLETICS(10) ROOFS (20)</b>						
<b>Function 2550</b>						
<b>Purchased Services</b>						
46472550332G	HS ATH TRAVEL FIRST STUDENT	22,500.00	20,451.40	25,000.00	40-2550-332-47-22	
46472550332N	MS ATH TRAVEL FIRST STUDENT	4,500.00	3,978.22	5,000.00	40-2550-332-47-22	
46472550333G	HS ATH TRAVEL OTHER	6,000.00	6,987.13	6,000.00	40-2550-333-47-22	
<b>300</b>	<b>Purchased Services</b>	<b>33,000.00</b>	<b>31,416.75</b>	<b>36,000.00</b>	Object	
<b>2550</b>	<b>Function 2550</b>	<b>33,000.00</b>	<b>31,416.75</b>	<b>36,000.00</b>	** Function	
<b>47</b>	<b>MISC ATHLETICS(10) ROOFS (20)</b>	<b>33,000.00</b>	<b>31,416.75</b>	<b>36,000.00</b>	* Department	
<b>15-16 DORS STEP Program (White)</b>						
<b>Function 2550</b>						
<b>Purchased Services</b>						
46842550332G	15-16 DORS STUDENT TRAVEL	0.00	0.00	0.00	40-2550-332-84-22	
<b>300</b>	<b>Purchased Services</b>	<b>0.00</b>	<b>0.00</b>	<b>0.00</b>	Object	
<b>2550</b>	<b>Function 2550</b>	<b>0.00</b>	<b>0.00</b>	<b>0.00</b>	** Function	
<b>84</b>	<b>15-16 DORS STEP Program (White)</b>	<b>0.00</b>	<b>0.00</b>	<b>0.00</b>	* Department	
<b>40</b>	<b>Transportation Fund</b>	<b>4,311,462.00</b>	<b>3,893,635.11</b>	<b>3,916,220.00</b>	Fund	

# Unit Budget FY17 Expenditure Report

Printed: 9/16/2016 9:08 AM  
COLLINSVILLE 10

I.M.R.F./Soc. Sec. Fund 50						
Department						
Function	1110	Elementary				
Object	200	Employee Benefits				
Account	Description		UNIT FY17 Budget Expenditure	UNIT FY16 YTD Expenditure	UNIT FY16 Budget Expenditure	State Account Number
<b>Elementary</b>						
<b>Employee Benefits</b>						
56751110214U	14-15 CLASS SIZE RED TITLE II		1,770.00	283.24	1,770.00	50-1110-214-75-10
	<b>200 Employee Benefits</b>		1,770.00	283.24	1,770.00	Object
	<b>1110 Elementary</b>		1,770.00	283.24	1,770.00	** Function
<b>Function 2210</b>						
<b>Employee Benefits</b>						
56752210213U	NA Title II (4932) (FR)		0.00	0.00	0.00	50-2210-213-75-10
56752210214U	NA Title II (4932) (MR)		0.00	0.72	0.00	50-2210-214-75-10
	<b>200 Employee Benefits</b>		0.00	0.72	0.00	Object
	<b>2210 Function 2210</b>		0.00	0.72	0.00	** Function
<b>Civic Services</b>						
<b>Employee Benefits</b>						
56693300213U	14-15 TitleIII LIPLEP (4909)		950.00	0.00	950.00	50-3300-213-10
	<b>200 Employee Benefits</b>		950.00	0.00	950.00	Object
	<b>3300 Civic Services</b>		950.00	0.00	950.00	** Function
<b>OTHER</b>						
<b>High School</b>						
<b>Employee Benefits</b>						
5011302120122	HS TUTORING (MRF)		50.00	26.82	0.00	50-1130-212-01-22
5011302130122	HS TUTORING (FR)		15.00	12.59	0.00	50-1130-213-01-22
5011302140122	HS TUTORING (MR)		45.00	40.38	0.00	50-1130-214-01-22
	<b>200 Employee Benefits</b>		110.00	79.79	0.00	Object
	<b>1130 High School</b>		110.00	79.79	0.00	** Function
<b>Function 2110</b>						
<b>Employee Benefits</b>						
56012110212U	TRUANT OFF IMRF		6,100.00	5,805.27	6,100.00	50-2110-212-01-10
56012110213U	TRUANT OFF FICA		4,000.00	3,706.99	3,650.00	50-2110-213-01-10
56012110214U	TRUANT OFF MEDICARE		0.00	0.00	0.00	50-2110-214-01-10
	<b>200 Employee Benefits</b>		10,100.00	9,512.26	9,750.00	Object
	<b>2110 Function 2110</b>		10,100.00	9,512.26	9,750.00	** Function
<b>Nurse Services</b>						

# Unit Budget FY17 Expenditure Report

Printed: 9/16/2016 9:08 AM  
COLLINSVILLE 10

I.M.R.F./Soc. Sec. Fund 50						
Account	Description	UNIT FY17 Budget Expenditure	UNIT FY16 YTD Expenditure	UNIT FY16 Budget Expenditure	State Account Number	
<b>Employee Benefits</b>						
56012134212U	NURSE AIDES IMRF	24,000.00	16,921.28	24,000.00	50-2134-212-01-10	
56012134213U	NURSES AIDES FICA	17,000.00	11,663.21	17,000.00	50-2134-213-01-10	
56012134214U	NURSE MEDICARE	5,000.00	4,656.22	4,500.00	50-2134-214-01-10	
	<b>200 Employee Benefits</b>	<u>46,000.00</u>	<u>33,240.71</u>	<u>45,500.00</u>	Object	
	<b>2134 Nurse Services</b>	<u>46,000.00</u>	<u>33,240.71</u>	<u>45,500.00</u>	** Function	
<b>Function 2210</b>						
<b>Employee Benefits</b>						
56012210214U	MENTOR STIPEND	600.00	344.85	600.00	50-2210-214-01-10	
	<b>200 Employee Benefits</b>	<u>600.00</u>	<u>344.85</u>	<u>600.00</u>	Object	
	<b>2210 Function 2210</b>	<u>600.00</u>	<u>344.85</u>	<u>600.00</u>	** Function	
<b>LIPLEPS GRANT</b>						
<b>Employee Benefits</b>						
56012212214U	ROE STIPENDS	100.00	0.00	100.00	50-2212-214-01-10	
	<b>200 Employee Benefits</b>	<u>100.00</u>	<u>0.00</u>	<u>100.00</u>	Object	
	<b>2212 LIPLEPS GRANT</b>	<u>100.00</u>	<u>0.00</u>	<u>100.00</u>	** Function	
<b>Function 2220</b>						
<b>Employee Benefits</b>						
560122202123	EDUC CTR SECTY IMRF	6,500.00	6,338.53	6,500.00	50-2220-212-01-03	
560122202133	EDUC CTR SECTY FICA	4,000.00	4,047.87	4,000.00	50-2220-213-01-03	
	<b>200 Employee Benefits</b>	<u>10,500.00</u>	<u>10,386.40</u>	<u>10,500.00</u>	Object	
	<b>2220 Function 2220</b>	<u>10,500.00</u>	<u>10,386.40</u>	<u>10,500.00</u>	** Function	
<b>Function 2310</b>						
<b>Employee Benefits</b>						
56012310212U	Safety Personnel (1 +1/2) & PR LIASON (MRF)	10,000.00	9,258.37	0.00	50-2310-212-01-10	
56012310212B	HALL MONITOR,ATH SUPER IMRF	20,000.00	13,113.04	18,400.00	50-2310-212-01-20	
56012310213U	Safety Personnel (1 +1/2) & PR LIASON (FR)	7,000.00	5,855.53	0.00	50-2310-213-01-10	
56012310213B	BD SEC,HALL MONITOR,ATH FICA	12,500.00	9,451.01	12,500.00	50-2310-213-01-20	
56012310214U	Substitutes for OSHA MEDICARE	5.00	4.35	5.00	50-2310-214-01-10	
56012310214B	BD SEC,HALL MONOTOR,ATH MR	100.00	4.35	100.00	50-2310-214-01-20	
56012310214G	HS ATHLETIC SUPER SAL (MR)	0.00	0.00	0.00	50-2310-214-01-22	

# Unit Budget FY17 Expenditure Report

Printed: 9/16/2016 9:08 AM  
COLLINSVILLE 10

I.M.R.F./Soc. Sec. Fund 50					
Account	Description	UNIT FY17 Budget Expenditure	UNIT FY16 YTD Expenditure	UNIT FY16 Budget Expenditure	State Account Number
Department	01 OTHER				
Function	2310 Function 2310				
Object	200 Employee Benefits				
	<b>200 Employee Benefits</b>	49,605.00	37,686.65	31,005.00	Object
	<b>2310 Function 2310</b>	49,605.00	37,686.65	31,005.00	** Function
<b><u>Risk Mgmt &amp; Claims Svc Pymt</u></b>					
<b>Employee Benefits</b>					
5023652120110	Safety Personnel (1 ) (MRF)	0.00	0.00	0.00	50-2365-212-01-10
5023652130110	Safety Personnel (1 ) (FR)	0.00	0.00	0.00	50-2365-213-01-10
	<b>200 Employee Benefits</b>	0.00	0.00	0.00	Object
	<b>2365 Risk Mgmt &amp; Claims Svc Pymt</b>	0.00	0.00	0.00	** Function
	<b>01 OTHER</b>	117,015.00	91,250.66	97,455.00	* Department
<b>SUPERINTENDENT AND ADMIN</b>					
<b><u>Pupil Accounting Services</u></b>					
<b>Employee Benefits</b>					
560221142121	PUPIL ACCTG AIDE IMRF	4,090.00	0.00	4,090.00	50-2114-212-02-01
560221142131	PUPIL ACCTG AIDE FICA	2,500.00	0.00	2,500.00	50-2114-213-02-01
	<b>200 Employee Benefits</b>	6,590.00	0.00	6,590.00	Object
	<b>2114 Pupil Accounting Services</b>	6,590.00	0.00	6,590.00	** Function
<b><u>Function 2210</u></b>					
<b>Employee Benefits</b>					
560222102131	PROF DEVEL SUB RTI	0.00	0.00	0.00	50-2210-213-02-01
56022210213U	PROF DEVEL SUB (NOT RTI) FICA	0.00	0.00	0.00	50-2210-213-02-10
560222102141	PROF DEVEL SUB RTI MEDICARE	0.00	0.00	0.00	50-2210-214-02-01
56022210214U	PROF DEVEL SUB (NOT RTI) MED	140.00	78.39	140.00	50-2210-214-02-10
	<b>200 Employee Benefits</b>	140.00	78.39	140.00	Object
	<b>2210 Function 2210</b>	140.00	78.39	140.00	** Function
<b><u>Function 2320</u></b>					
<b>Employee Benefits</b>					
560223202121	SUPT SECTRY IMRF	10,000.00	7,509.72	7,540.00	50-2320-212-02-01
560223202131	SUPT SECTRY FICA	4,500.00	4,224.16	3,940.00	50-2320-213-02-01
560223202141	SUPERINTENDENT SAL (MR)	3,000.00	2,325.27	0.00	50-2320-214-02-01
	<b>200 Employee Benefits</b>	17,500.00	14,059.15	11,480.00	Object
	<b>2320 Function 2320</b>	17,500.00	14,059.15	11,480.00	** Function
<b><u>Other Supp. Serv Sch Adm</u></b>					

# Unit Budget FY17 Expenditure Report

Printed: 9/16/2016 9:08 AM  
COLLINSVILLE 10

I.M.R.F./Soc. Sec. Fund 50						
Account	Description	UNIT FY17 Budget Expenditure	UNIT FY16 YTD Expenditure	UNIT FY16 Budget Expenditure	State Account Number	
<b>Department 02 SUPERINTENDENT AND ADMIN</b>						
<b>Function 2490 Other Supp. Serv Sch Adm</b>						
<b>Object 200 Employee Benefits</b>						
<b>Employee Benefits</b>						
560224902121	HEARING OFFICER SALARY (MRF)	0.00	0.00	0.00	50-2490-212-02-01	
560224902131	HEARING OFFICER FICA	300.00	218.03	300.00	50-2490-213-02-01	
560224902141	HEARING OFFICER MEDICARE	0.00	0.00	0.00	50-2490-214-02-01	
56022490214U	HEARING OFFICER MEDICARE	0.00	0.00	0.00	50-2490-214-02-10	
<b>200</b>	<b>Employee Benefits</b>	<b>300.00</b>	<b>218.03</b>	<b>300.00</b>	Object	
<b>2490</b>	<b>Other Supp. Serv Sch Adm</b>	<b>300.00</b>	<b>218.03</b>	<b>300.00</b>	<b>** Function</b>	
<b>Dirctn Business Suppt Ser</b>						
<b>Employee Benefits</b>						
560225102121	DIR OF BUS SEC IMRF	5,500.00	5,290.47	5,250.00	50-2510-212-02-01	
56022510212U	WHSE IMRF	0.00	0.00	0.00	50-2510-212-02-10	
560225102131	DIR OF BUS FICA	3,500.00	3,378.25	3,120.00	50-2510-213-02-01	
56022510213U	WHSE FICA	0.00	0.00	0.00	50-2510-213-02-10	
560225102141	DIR OF BUS MEDICARE	2,000.00	1,606.05	1,480.00	50-2510-214-02-01	
<b>200</b>	<b>Employee Benefits</b>	<b>11,000.00</b>	<b>10,274.77</b>	<b>9,850.00</b>	Object	
<b>2510</b>	<b>Dirctn Business Suppt Ser</b>	<b>11,000.00</b>	<b>10,274.77</b>	<b>9,850.00</b>	<b>** Function</b>	
<b>Receiving &amp; Dist Fnd Sv</b>						
<b>Employee Benefits</b>						
560225232121	ACCTS PAY & ACT FUND IMRF	7,000.00	6,338.53	6,357.00	50-2523-212-02-01	
560225232131	ACCTS PAY & ACT FUND FICA	4,500.00	4,037.77	3,800.00	50-2523-213-02-01	
560225232141	ACCTS PAY & ACT FUND MEDICARE	0.00	0.00	0.00	50-2523-214-02-01	
<b>200</b>	<b>Employee Benefits</b>	<b>11,500.00</b>	<b>10,376.30</b>	<b>10,157.00</b>	Object	
<b>2523</b>	<b>Receiving &amp; Dist Fnd Sv</b>	<b>11,500.00</b>	<b>10,376.30</b>	<b>10,157.00</b>	<b>** Function</b>	
<b>Payroll Services</b>						
<b>Employee Benefits</b>						
560225242121	PAYROLL OFF IMRF	5,967.00	5,320.07	5,967.00	50-2524-212-02-01	
560225242131	PAYROLL OFF FICA	3,530.00	3,030.26	3,530.00	50-2524-213-02-01	
<b>200</b>	<b>Employee Benefits</b>	<b>9,497.00</b>	<b>8,350.33</b>	<b>9,497.00</b>	Object	
<b>2524</b>	<b>Payroll Services</b>	<b>9,497.00</b>	<b>8,350.33</b>	<b>9,497.00</b>	<b>** Function</b>	
<b>Financial Acct Services</b>						
<b>Other Objects</b>						
56022525690U	ACCOUNTING ADJUSTMENT	1,300.00	(13.09)	1,300.00	50-2525-690-02-10	
<b>600</b>	<b>Other Objects</b>	<b>1,300.00</b>	<b>(13.09)</b>	<b>1,300.00</b>	Object	

# Unit Budget FY17 Expenditure Report

Printed: 9/16/2016 9:08 AM  
COLLINSVILLE 10

I.M.R.F./Soc. Sec. Fund 50					
Account	Description	UNIT FY17 Budget Expenditure	UNIT FY16 YTD Expenditure	UNIT FY16 Budget Expenditure	State Account Number
2525	Financial Acct Services	1,300.00	(13.09)	1,300.00	** Function
<b>Function 2540</b>					
<b>Employee Benefits</b>					
56022540212U	WHSE SUPV IMRF	0.00	0.00	9,400.00	50-2540-212-02-10
56022540213U	WHSE SUPV FICA	5,115.00	0.00	5,115.00	50-2540-213-02-10
200	Employee Benefits	5,115.00	0.00	14,515.00	Object
2540	Function 2540	5,115.00	0.00	14,515.00	** Function
<b>Function 2570</b>					
<b>Employee Benefits</b>					
560225702121	SWITCHBOARD IMRF	7,000.00	6,486.78	6,279.00	50-2570-212-02-01
560225702131	SWITCHBOARD FICA	5,000.00	4,221.37	3,927.00	50-2570-213-02-01
200	Employee Benefits	12,000.00	10,708.15	10,206.00	Object
2570	Function 2570	12,000.00	10,708.15	10,206.00	** Function
<b>Printing/Publ/Dupl Serv</b>					
<b>Employee Benefits</b>					
560225742121	CENT DUP IMRF	3,000.00	2,486.19	2,570.00	50-2574-212-02-01
560225742131	CENT DUP FICA	1,909.00	1,587.59	1,909.00	50-2574-213-02-01
200	Employee Benefits	4,909.00	4,073.78	4,479.00	Object
2574	Printing/Publ/Dupl Serv	4,909.00	4,073.78	4,479.00	** Function
<b>Function 2640</b>					
<b>Employee Benefits</b>					
5026402140201	ASST SUP OF CURR SAL (MR)	1,500.00	1,288.35	0.00	50-2640-214-02-01
560226402141	ASST SUP of CURR SAL (MR)	1,670.00	162.32	1,670.00	50-2640-214-02-1
56022640214U	Substitutes for Gifted (MR)	0.00	0.00	0.00	50-2640-214-02-10
200	Employee Benefits	3,170.00	1,450.67	1,670.00	Object
2640	Function 2640	3,170.00	1,450.67	1,670.00	** Function
<b>Service Area Dir</b>					
<b>Employee Benefits</b>					
560226412121	ASST SUPT STUDENT SERV IMRF	20,000.00	19,975.02	13,582.00	50-2641-212-02-01
560226412131	ASST SUPT STUDENT SERV FICA	15,000.00	12,596.58	7,775.00	50-2641-213-02-01
560226412141	STUDENT SERV SAL	1,700.00	1,609.61	1,570.00	50-2641-214-02-01
200	Employee Benefits	36,700.00	34,181.21	22,927.00	Object

# Unit Budget FY17 Expenditure Report

Printed: 9/16/2016 9:08 AM  
COLLINSVILLE 10

I.M.R.F./Soc. Sec. Fund 50

Department 02 SUPERINTENDENT AND ADMIN  
Function 2641 Service Area Dir  
Object 200 Employee Benefits

Account	Description	UNIT FY17 Budget Expenditure	UNIT FY16 YTD Expenditure	UNIT FY16 Budget Expenditure	State Account Number
---------	-------------	------------------------------------	------------------------------	------------------------------------	----------------------

2641 Service Area Dir 36,700.00 34,181.21 22,927.00 \*\* Function

**Recruitment/Placement Ser**

**Employee Benefits**

560226422121	ASST SUPT HR IMRF	8,000.00	7,289.09	5,675.00	50-2642-212-02-01
560226422131	ASST SUPT HR FICA SAL	5,000.00	4,544.11	3,400.00	50-2642-213-02-01
560226422141	ASS SUP OF HR (MR)	2,000.00	1,731.19	0.00	50-2642-214-02-01
200	<b>Employee Benefits</b>	15,000.00	13,564.39	9,075.00	Object
2642	<b>Recruitment/Placement Ser</b>	15,000.00	13,564.39	9,075.00	** Function

**Function 2660**

**Employee Benefits**

560226602121	ACCOUNTING DEPT IMRF	15,000.00	12,349.02	11,255.00	50-2660-212-02-01
560226602131	ACCOUNTING DEPT FICA	7,500.00	7,141.54	6,105.00	50-2660-213-02-01
200	<b>Employee Benefits</b>	22,500.00	19,490.56	17,360.00	Object
2660	<b>Function 2660</b>	22,500.00	19,490.56	17,360.00	** Function

**Other Support Services**

**Employee Benefits**

5029002140201	INSTRUCT TECH INTEGRATOR (MR)	25.00	20.46	0.00	50-2900-214-02-01
56022900214U	INSTRUCT TECH INTEGRATOR (MR)	1,500.00	1,206.70	0.00	50-2900-214-02-10
200	<b>Employee Benefits</b>	1,525.00	1,227.16	0.00	Object
2900	<b>Other Support Services</b>	1,525.00	1,227.16	0.00	** Function
02	<b>SUPERINTENDENT AND ADMIN</b>	158,746.00	128,039.80	129,546.00	* Department

**PRINCIPALS**

**Office Of Principal Serv**

**Employee Benefits**

56032410212C	CASEYVILLE PRIN SECTY IMRF	5,000.00	4,918.18	4,975.00	50-2410-212-03-21
56032410212G	HS CAFE & STUDY HALL MONI IMRF	40,000.00	39,450.85	39,800.00	50-2410-212-03-22
56032410212H	HOLLY HGTS PRIN AIDE IMRF	0.00	0.00	0.00	50-2410-212-03-23
56032410212J	JEFFERSON PRIN AIDE IMRF	4,500.00	4,227.95	4,135.00	50-2410-212-03-24
56032410212K	KREITNER PRIN SECTY IMRF	6,760.00	4,892.12	6,760.00	50-2410-212-03-25
56032410212M	MARYVILLE SECTY IMRF	5,000.00	4,890.03	4,760.00	50-2410-212-03-26
56032410212N	MS SECTY IMRF	16,000.00	15,564.66	15,310.00	50-2410-212-03-27
56032410212R	RENFRO SECTY IMRF	8,100.00	8,060.38	7,690.00	50-2410-212-03-28

# Unit Budget FY17 Expenditure Report

Printed: 9/16/2016 9:08 AM  
COLLINSVILLE 10

I.M.R.F./Soc. Sec. Fund 50						
Department	03	PRINCIPALS				
Function	2410	Office Of Principal Serv				
Object	200	Employee Benefits				
Account	Description		UNIT FY17 Budget Expenditure	UNIT FY16 YTD Expenditure	UNIT FY16 Budget Expenditure	State Account Number
56032410212S	SUMMIT AIDE IMRF		4,500.00	4,227.95	4,190.00	50-2410-212-03-29
56032410212T	TWIN ECHO SECTY IMRF		4,600.00	4,546.93	4,460.00	50-2410-212-03-30
56032410212X	WEBSTER ELEM SECTY IMRF		5,105.00	3,668.90	5,105.00	50-2410-212-03-31
56032410212I	DORRIS SECTY IMRF		10,000.00	9,728.50	9,700.00	50-2410-212-03-33
56032410213C	CASEYVILLE PRIN SECTY FICA		3,200.00	3,186.78	2,980.00	50-2410-213-03-21
56032410213G	HS CAFE & STUDY HALL MONI FICA		27,000.00	26,917.59	25,300.00	50-2410-213-03-22
56032410213H	HOLLY HGTS PRIN AIDE FICA		5.00	4.88	0.00	50-2410-213-03-23
56032410213J	JEFFERSON PRIN AIDE FICA		3,432.00	2,730.45	3,432.00	50-2410-213-03-24
56032410213K	KREITNER PRIN SECTY FICA		4,060.00	3,662.55	4,060.00	50-2410-213-03-25
56032410213M	MARYVILLE SECTY FICA		3,200.00	3,124.19	2,850.00	50-2410-213-03-26
56032410213N	MS SECTY FICA		11,000.00	10,011.02	8,860.00	50-2410-213-03-27
56032410213R	RENFRO SECTY FICA		5,300.00	5,227.28	4,610.00	50-2410-213-03-28
56032410213S	SUMMIT AIDE FICA		2,700.00	2,715.15	2,520.00	50-2410-213-03-29
56032410213T	TWIN ECHO SECTY FICA		3,000.00	2,908.50	2,720.00	50-2410-213-03-30
56032410213X	WEBSTER ELEM SECTY FICA		3,055.00	2,345.68	3,055.00	50-2410-213-03-31
56032410213I	DORRIS SECTY FICA		6,300.00	6,275.17	5,860.00	50-2410-213-03-33
56032410214C	CASEYVILLE PRIN MEDICARE		1,470.00	585.58	1,470.00	50-2410-214-03-21
56032410214G	HS PRIN AND ASSTS MR		8,000.00	8,344.42	7,920.00	50-2410-214-03-22
56032410214H	HOLLYWOOD HGTS MED		0.00	0.00	0.00	50-2410-214-03-23
56032410214J	JEFFERSON PRIN MEDICARE		700.00	585.58	700.00	50-2410-214-03-24
56032410214K	KREITNER PRIN MEDICARE		1,310.00	1,319.43	1,212.00	50-2410-214-03-25
56032410214M	MARYVILLE PRIN MEDICARE		1,350.00	1,318.07	1,215.00	50-2410-214-03-26
56032410214N	MS PRIN AND ASST MR		4,030.00	4,166.61	4,030.00	50-2410-214-03-27
56032410214R	RENFRO PRIN & ASST PRIN MR		1,400.00	1,204.06	1,400.00	50-2410-214-03-28
56032410214S	SUMMIT PRIN MEDICARE		700.00	717.93	700.00	50-2410-214-03-29
56032410214T	TWIN ECHO PRIN MEDICARE		1,350.00	717.93	1,350.00	50-2410-214-03-30
56032410214X	WEBSTER PRIN MEDICARE		1,200.00	1,170.94	1,140.00	50-2410-214-03-31
56032410214I	DORRIS PRIN MEDICARE		2,500.00	2,500.49	2,320.00	50-2410-214-03-33
	<b>200</b>	<b>Employee Benefits</b>	<b>205,827.00</b>	<b>195,916.73</b>	<b>196,589.00</b>	Object
	<b>2410</b>	<b>Office Of Principal Serv</b>	<b>205,827.00</b>	<b>195,916.73</b>	<b>196,589.00</b>	** Function
	<b>03</b>	<b>PRINCIPALS</b>	<b>205,827.00</b>	<b>195,916.73</b>	<b>196,589.00</b>	* Department

**ELEMENTARY**

Elementary

**Employee Benefits**

5011102120401	ELEM TEACHER SUBS SAL (MRF)	0.00	57.81	0.00	50-1110-212-04-01
---------------	-----------------------------	------	-------	------	-------------------

# Unit Budget FY17 Expenditure Report

Printed: 9/16/2016 9:08 AM  
COLLINSVILLE 10

I.M.R.F./Soc. Sec. Fund 50						
Department	04	ELEMENTARY				
Function	1110	Elementary				
Object	200	Employee Benefits				
Account	Description		UNIT FY17 Budget Expenditure	UNIT FY16 YTD Expenditure	UNIT FY16 Budget Expenditure	State Account Number
560411102124	ELEM X PAY IMRF		27,960.00	26,196.72	27,960.00	50-1110-212-04-04
560411102121	ELEM TEACHER SUBS IMRF		0.00	0.00	0.00	50-1110-212-04-1
56041110212U	ELEM INST IMRF		7,100.00	7,008.15	5,990.00	50-1110-212-04-10
56041110212M	MARYVILLE TEACHERS SAL		0.00	0.00	0.00	50-1110-212-04-26
5011102120428	RENFRO TEACHER SAL(25) (MRF)		0.00	0.00	0.00	50-1110-212-04-28
5011102120433	DORRIS TEACHERS (31) (MRF)		0.00	51.11	0.00	50-1110-212-04-33
560411102131	ELEM TEACHER FICA		100.00	74.26	50.00	50-1110-213-04-01
560411102134	ELEM X PAY FICA		21,580.00	20,564.38	21,580.00	50-1110-213-04-04
56041110213U	ELEM INSTR HELPER FICA		5,000.00	5,062.96	3,088.42	50-1110-213-04-10
56041110213M	MARYVILLE TEACHERS FICA		0.00	0.00	0.00	50-1110-213-04-26
5011102130428	RENFRO TEACHER SAL(25) (FR)		0.00	0.00	0.00	50-1110-213-04-28
56041110213I	DORRIS TEACHERS ()		60.00	48.36	0.00	50-1110-213-04-33
560411102141	Medicare BP		2,800.00	2,581.59	2,800.00	50-1110-214-04-01
560411102144	ELEM X PAY MEDICARE		1.00	0.61	1.00	50-1110-214-04-04
56041110214U	ELEM TEACH MEDICARE		55.00	7.70	55.00	50-1110-214-04-10
56041110214C	CASEYVILLE TEACHER MEDICARE		11,200.00	11,212.24	11,200.00	50-1110-214-04-21
56041110214H	HOLLY HGTS TEACHER MEDICARE		0.00	0.00	0.00	50-1110-214-04-23
56041110214J	JEFFERSON TEACHER MEDICARE		3,500.00	3,429.44	3,300.00	50-1110-214-04-24
56041110214K	KREITNER TEACHER MEDICARE		11,520.00	9,117.05	11,520.00	50-1110-214-04-25
56041110214M	MARYVILLE TEACHERS MR		16,000.00	15,646.27	14,790.00	50-1110-214-04-26
56041110214R	RENFRO TEACHER MEDICARE		20,000.00	19,248.71	17,540.00	50-1110-214-04-28
56041110214S	SUMMIT TEACHER MR		4,500.00	3,992.31	4,500.00	50-1110-214-04-29
56041110214T	TWIN ECHO TEACHER MR		7,340.00	7,269.17	7,340.00	50-1110-214-04-30
56041110214X	WEBSTER ELEM TEACHER MR		9,500.00	9,067.73	9,500.00	50-1110-214-04-31
56041110214I	DORRIS TEACHER MR		26,900.00	26,287.83	26,900.00	50-1110-214-04-33
	<b>200 Employee Benefits</b>		<b>175,116.00</b>	<b>166,924.40</b>	<b>168,114.42</b>	Object
	<b>1110 Elementary</b>		<b>175,116.00</b>	<b>166,924.40</b>	<b>168,114.42</b>	** Function
	<b>04 ELEMENTARY</b>		<b>175,116.00</b>	<b>166,924.40</b>	<b>168,114.42</b>	* Department

**TITLE 1, 15-16 (4300)**

**Ed Deprived/Remidial Prog**

**Employee Benefits**

56051250212U	15-16 TITLE I IMRF		7,000.00	6,817.87	700.00	50-1250-212-05-10
56051250213U	15-16 TITLE I FICA		4,000.00	4,401.97	400.00	50-1250-213-05-10
56051250214U	15-16 TITLE I MEDICARE		10,000.00	9,239.82	1,370.00	50-1250-214-05-10
	<b>200 Employee Benefits</b>		<b>21,000.00</b>	<b>20,459.66</b>	<b>2,470.00</b>	Object

# Unit Budget FY17 Expenditure Report

Printed: 9/16/2016 9:08 AM  
COLLINSVILLE 10

I.M.R.F./Soc. Sec. Fund 50					
Account	Description	UNIT FY17 Budget Expenditure	UNIT FY16 YTD Expenditure	UNIT FY16 Budget Expenditure	State Account Number
05	TITLE 1, 15-16 (4300)				
1250	Ed Deprived/Remidial Prog				
200	Employee Benefits				
<b>1250</b>	<b>Ed Deprived/Remidial Prog</b>	<b>21,000.00</b>	<b>20,459.66</b>	<b>2,470.00</b>	<b>** Function</b>
<b>Function 2210</b>					
<b>Employee Benefits</b>					
56052210212U	15-16 TITLE I IMRF	0.00	(54.75)	0.00	50-2210-212-05-10
5022102130510	15-16 Title I Non-Cert (FR)	0.00	0.01	0.00	50-2210-213-05-10
56052210214U	15-16 TITLE I MEDICARE	2,000.00	1,880.74	90.00	50-2210-214-05-10
<b>200</b>	<b>Employee Benefits</b>	<b>2,000.00</b>	<b>1,826.00</b>	<b>90.00</b>	<b>Object</b>
<b>2210</b>	<b>Function 2210</b>	<b>2,000.00</b>	<b>1,826.00</b>	<b>90.00</b>	<b>** Function</b>
<b>Function 2220</b>					
<b>Employee Benefits</b>					
5022202120510	16-17 TITLE I SALARY (0) (MRF)	1,000.00	903.79	0.00	50-2220-212-05-10
5022202130510	NA TITLE I SALARY (0) (FR)	0.00	576.69	0.00	50-2220-213-05-10
<b>200</b>	<b>Employee Benefits</b>	<b>1,000.00</b>	<b>1,480.48</b>	<b>0.00</b>	<b>Object</b>
<b>2220</b>	<b>Function 2220</b>	<b>1,000.00</b>	<b>1,480.48</b>	<b>0.00</b>	<b>** Function</b>
<b>Assessment/Testing</b>					
<b>Employee Benefits</b>					
56052230212U	15-16 TITLE I IMRF	250.00	0.00	250.00	50-2230-212-05-10
56052230213U	15-16 TITLE I FICA	275.00	0.00	275.00	50-2230-213-05-10
<b>200</b>	<b>Employee Benefits</b>	<b>525.00</b>	<b>0.00</b>	<b>525.00</b>	<b>Object</b>
<b>2230</b>	<b>Assessment/Testing</b>	<b>525.00</b>	<b>0.00</b>	<b>525.00</b>	<b>** Function</b>
<b>Special Area Adm. Serv</b>					
<b>Employee Benefits</b>					
56052330212U	15-16 TITLE I IMRF	3,000.00	2,660.92	0.00	50-2330-212-05-10
56052330213U	15-16 TITLE I FICA	1,800.00	1,699.27	133.00	50-2330-213-05-10
56052330214U	15-16 TITLE I MEDICARE	500.00	419.97	0.00	50-2330-214-05-10
<b>200</b>	<b>Employee Benefits</b>	<b>5,300.00</b>	<b>4,780.16</b>	<b>133.00</b>	<b>Object</b>
<b>2330</b>	<b>Special Area Adm. Serv</b>	<b>5,300.00</b>	<b>4,780.16</b>	<b>133.00</b>	<b>** Function</b>
<b>Function 2400</b>					
<b>Employee Benefits</b>					
56052400214U	15-16 TITLE I SUM SCH COOR MED	0.00	0.00	0.00	50-2400-214-05-10
<b>200</b>	<b>Employee Benefits</b>	<b>0.00</b>	<b>0.00</b>	<b>0.00</b>	<b>Object</b>
<b>2400</b>	<b>Function 2400</b>	<b>0.00</b>	<b>0.00</b>	<b>0.00</b>	<b>** Function</b>

# Unit Budget FY17 Expenditure Report

Printed: 9/16/2016 9:08 AM  
COLLINSVILLE 10

**I.M.R.F./Soc. Sec. Fund 50**

Department 05 TITLE 1, 15-16 (4300)  
Function 2900 Other Support Services  
Object 200 Employee Benefits

Account	Description	UNIT FY17 Budget Expenditure	UNIT FY16 YTD Expenditure	UNIT FY16 Budget Expenditure	State Account Number
---------	-------------	------------------------------------	------------------------------	------------------------------------	----------------------

**Other Support Services**

**Employee Benefits**

56052900212U	15-16 TITLE I SES SERV IMRF	0.00	0.00	0.00	50-2900-212-05-10
56052900213U	15-16 TITLE I SES SERV FR	0.00	0.00	0.00	50-2900-213-05-10
<b>200</b>	<b>Employee Benefits</b>	<b>0.00</b>	<b>0.00</b>	<b>0.00</b>	Object
<b>2900</b>	<b>Other Support Services</b>	<b>0.00</b>	<b>0.00</b>	<b>0.00</b>	** Function

**Civic Services**

**Employee Benefits**

56053300212U	15-16 TITLE I PARENT (10 (MRF	2,700.00	2,660.76	0.00	50-3300-212-05-10
56053300213U	15-16 TITLE I PARENT (10 (FR)	2,000.00	1,699.09	0.00	50-3300-213-05-10
5033002140510	15-16 TITLE I SAL (20 ext (MR)	0.00	2.90	0.00	50-3300-214-05-10
<b>200</b>	<b>Employee Benefits</b>	<b>4,700.00</b>	<b>4,362.75</b>	<b>0.00</b>	Object
<b>3300</b>	<b>Civic Services</b>	<b>4,700.00</b>	<b>4,362.75</b>	<b>0.00</b>	** Function

**Nonpublic School Pupils**

**Employee Benefits**

5037002130510	NA TITLE I NONPUB TUTOR S (FR)	45.00	41.33	0.00	50-3700-213-05-10
56053700214U	15-16 TITLE I MEDICARE	0.00	0.00	0.00	50-3700-214-05-10
<b>200</b>	<b>Employee Benefits</b>	<b>45.00</b>	<b>41.33</b>	<b>0.00</b>	Object
<b>3700</b>	<b>Nonpublic School Pupils</b>	<b>45.00</b>	<b>41.33</b>	<b>0.00</b>	** Function
<b>05</b>	<b>TITLE 1, 15-16 (4300)</b>	<b>34,570.00</b>	<b>32,950.38</b>	<b>3,218.00</b>	* Department

**TITLE 1, 16-17 (4300)**

**Ed Deprived/Remedial Prog**

**Employee Benefits**

56061250212U	12-13 TITLE I ASST IMRF	6,034.00	1,261.82	6,034.00	50-1250-212-06-10
56061250213U	14-15 TITLE I ASST FICA	3,597.84	807.24	3,597.84	50-1250-213-06-10
56061250214U	14-15 TITLE I MR	7,682.00	1,485.88	7,682.00	50-1250-214-06-10
<b>200</b>	<b>Employee Benefits</b>	<b>17,313.84</b>	<b>3,554.94</b>	<b>17,313.84</b>	Object
<b>1250</b>	<b>Ed Deprived/Remedial Prog</b>	<b>17,313.84</b>	<b>3,554.94</b>	<b>17,313.84</b>	** Function

**Function 2210**

**Employee Benefits**

56062210212U	14-15 TITLE I SUBS IMRF	6.00	0.00	6.00	50-2210-212-06-10
56062210213U	14-15 TITLE I SUBS FICA	5.00	0.00	5.00	50-2210-213-06-10

# Unit Budget FY17 Expenditure Report

Printed: 9/16/2016 9:08 AM  
COLLINSVILLE 10

I.M.R.F./Soc. Sec. Fund 50						
Account	Description	UNIT FY17 Budget Expenditure	UNIT FY16 YTD Expenditure	UNIT FY16 Budget Expenditure	State Account Number	
56062210214U	14-15 TITLE I MEDICARE	700.00	233.84	700.00	50-2210-214-06-10	
	200 Employee Benefits	711.00	233.84	711.00	Object	
	2210 Function 2210	711.00	233.84	711.00	** Function	
<b>Assessment/Testing</b>						
<b>Employee Benefits</b>						
56062230212U	14-15 TITLE I IMRF	1,480.00	0.00	1,480.00	50-2230-212-06-10	
56062230213U	14-15 TITLE I FICA	882.00	0.00	882.00	50-2230-213-06-10	
56062230214U	14-15 TITLE I MEDICARE	0.00	0.00	0.00	50-2230-214-06-10	
	200 Employee Benefits	2,362.00	0.00	2,362.00	Object	
	2230 Assessment/Testing	2,362.00	0.00	2,362.00	** Function	
<b>Special Area Adm. Serv</b>						
<b>Employee Benefits</b>						
56062330212U	14-15 TITLE I ASST IMRF	4,038.00	0.04	4,038.00	50-2330-212-06-10	
56062330213U	14-15 TITLE I ASST FICA	2,137.00	0.03	2,137.00	50-2330-213-06-10	
56062330214U	14-15 TITLE I ASST MEDICARE	432.00	73.57	432.00	50-2330-214-06-10	
	200 Employee Benefits	6,607.00	73.64	6,607.00	Object	
	2330 Special Area Adm. Serv	6,607.00	73.64	6,607.00	** Function	
<b>Function 2400</b>						
<b>Employee Benefits</b>						
56062400214U	14-15 TITLE I SUMMER SCH (MR)	0.00	0.00	0.00	50-2400-214-06-10	
	200 Employee Benefits	0.00	0.00	0.00	Object	
	2400 Function 2400	0.00	0.00	0.00	** Function	
<b>Civic Services</b>						
<b>Employee Benefits</b>						
56063300212U	14-15 TITLE I IMRF	845.00	0.03	845.00	50-3300-212-06-10	
56063300213U	14-15 TITLE I FICA	430.00	0.02	430.00	50-3300-213-06-10	
	200 Employee Benefits	1,275.00	0.05	1,275.00	Object	
	3300 Civic Services	1,275.00	0.05	1,275.00	** Function	
<b>Nonpublic School Pupils</b>						
<b>Employee Benefits</b>						
5037002140610	15-16 TITLE I NONPUB TUTO (MR)	15.00	10.17	0.00	50-3700-214-06-10	
	200 Employee Benefits	15.00	10.17	0.00	Object	

# Unit Budget FY17 Expenditure Report

Printed: 9/16/2016 9:08 AM  
COLLINSVILLE 10

I.M.R.F./Soc. Sec. Fund 50

Department 06 TITLE 1, 16-17 (4300)  
Function 3700 Nonpublic School Pupils  
Object 200 Employee Benefits

Account	Description	UNIT FY17 Budget Expenditure	UNIT FY16 YTD Expenditure	UNIT FY16 Budget Expenditure	State Account Number
<b>3700</b>	<b>Nonpublic School Pupils</b>	15.00	10.17	0.00	** Function
<b>06</b>	<b>TITLE 1, 16-17 (4300)</b>	28,283.84	3,872.64	28,268.84	* Department
<b>CUSTODIAN</b>					
<b>Function 2540</b>					
<b>Employee Benefits</b>					
560725402121	DIST & ADM CUSTODIAL IMRF	12,000.00	11,642.95	8,950.00	50-2540-212-07-01
56072540212C	CASEYVILLE CUSTODIAL IMRF	13,130.00	9,745.41	13,130.00	50-2540-212-07-21
56072540212G	HS CUSTODIAL IMRF	53,050.00	51,993.76	53,050.00	50-2540-212-07-22
56072540212H	HOLLY HGTS CUSTODIAL IMRF	0.00	0.00	0.00	50-2540-212-07-23
56072540212J	JEFFERSON CUSTODIAL IMRF	4,000.00	4,061.08	3,660.00	50-2540-212-07-24
56072540212K	KREITNER CUSTODIAL IMRF	13,625.00	11,667.37	13,625.00	50-2540-212-07-25
56072540212M	MARYVILLE CUSTODIAL IMRF	11,280.00	9,391.39	11,280.00	50-2540-212-07-26
56072540212N	MS CUSTODIAL IMRF	25,705.00	22,862.31	25,705.00	50-2540-212-07-27
56072540212R	RENFRO CUSTODIAL IMRF	17,118.00	17,254.26	17,118.00	50-2540-212-07-28
56072540212S	SUMMIT CUSTODIAL IMRF	7,025.00	6,111.07	7,025.00	50-2540-212-07-29
56072540212T	TWIN ECHO CUSTODIAL IMRF	7,000.00	6,842.65	5,780.00	50-2540-212-07-30
56072540212X	WEBSTER ELEM CUSTODIAL IMRF	18,800.00	17,499.93	18,800.00	50-2540-212-07-31
56072540212I	DORRIS CUSTODIAL IMRF	21,000.00	20,721.65	20,300.00	50-2540-212-07-33
560725402131	DIST & ADM CUSTODIAL FICA	12,000.00	11,958.65	11,020.00	50-2540-213-07-01
56072540213C	CASEYVILLE CUSTODIAL FICA	7,840.00	6,222.86	7,840.00	50-2540-213-07-21
56072540213G	HS CUSTODIAL FICA	34,000.00	33,126.47	31,100.00	50-2540-213-07-22
56072540213H	HOLLY HGTS CUSTODIAL FICA	0.00	0.00	0.00	50-2540-213-07-23
56072540213J	JEFFERSON CUSTODIAL FICA	3,000.00	2,593.18	2,200.00	50-2540-213-07-24
56072540213K	KREITNER CUSTODIAL FICA	8,140.00	7,450.29	8,140.00	50-2540-213-07-25
56072540213M	MARYVILLE CUSTODIAL FICA	6,740.00	5,996.88	6,740.00	50-2540-213-07-26
56072540213N	MS CUSTODIAL FICA	15,350.00	14,598.89	15,350.00	50-2540-213-07-27
56072540213R	RENFRO CUSTODIAL FICA	11,000.00	10,175.56	10,000.00	50-2540-213-07-28
56072540213S	SUMMIT CUSTODIAL FICA	3,700.00	3,346.46	3,700.00	50-2540-213-07-29
56072540213T	TWIN ECHO CUSTODIAL FICA	4,500.00	4,369.32	3,450.00	50-2540-213-07-30
56072540213X	WEBSTER ELEM CUSTODIAL FICA	12,000.00	11,174.26	10,915.00	50-2540-213-07-31
56072540213I	DORRIS CUSTODIAL FICA	12,500.00	12,395.06	10,850.00	50-2540-213-07-33
<b>200</b>	<b>Employee Benefits</b>	334,503.00	313,201.71	319,728.00	Object
<b>2540</b>	<b>Function 2540</b>	334,503.00	313,201.71	319,728.00	** Function
<b>07</b>	<b>CUSTODIAN</b>	334,503.00	313,201.71	319,728.00	* Department

# Unit Budget FY17 Expenditure Report

Printed: 9/16/2016 9:08 AM  
COLLINSVILLE 10

**I.M.R.F./Soc. Sec. Fund 50**

Department 08 MAINTENANCE  
Function 2540 Function 2540  
Object 200 Employee Benefits

Account	Description	UNIT FY17 Budget Expenditure	UNIT FY16 YTD Expenditure	UNIT FY16 Budget Expenditure	State Account Number
---------	-------------	------------------------------------	------------------------------	------------------------------------	----------------------

**MAINTENANCE**

**Function 2540**

**Employee Benefits**

56082540212U	MAINTENANCE IMRF	45,500.00	44,462.87	45,500.00	50-2540-212-08-10
56082540213U	MAINTENANCE FICA	28,000.00	27,689.49	26,700.00	50-2540-213-08-10
<b>200</b>	<b>Employee Benefits</b>	<b>73,500.00</b>	<b>72,152.36</b>	<b>72,200.00</b>	Object
<b>2540</b>	<b>Function 2540</b>	<b>73,500.00</b>	<b>72,152.36</b>	<b>72,200.00</b>	** Function
<b>08</b>	<b>MAINTENANCE</b>	<b>73,500.00</b>	<b>72,152.36</b>	<b>72,200.00</b>	* Department

**ART**

**Middle-Junior High**

**Employee Benefits**

56091120213N	MS ART SUB SAL (FR)	0.00	0.00	0.00	50-1120-213-09-27
56091120214N	MS ART TEACH MEDICARE	2,200.00	2,166.24	2,000.00	50-1120-214-09-27
<b>200</b>	<b>Employee Benefits</b>	<b>2,200.00</b>	<b>2,166.24</b>	<b>2,000.00</b>	Object
<b>1120</b>	<b>Middle-Junior High</b>	<b>2,200.00</b>	<b>2,166.24</b>	<b>2,000.00</b>	** Function

**High School**

**Employee Benefits**

56091130214G	HS ART MEDICARE	2,000.00	1,976.92	1,750.00	50-1130-214-09-22
<b>200</b>	<b>Employee Benefits</b>	<b>2,000.00</b>	<b>1,976.92</b>	<b>1,750.00</b>	Object
<b>1130</b>	<b>High School</b>	<b>2,000.00</b>	<b>1,976.92</b>	<b>1,750.00</b>	** Function
<b>09</b>	<b>ART</b>	<b>4,200.00</b>	<b>4,143.16</b>	<b>3,750.00</b>	* Department

**FOREIGN LANGUAGE**

**High School**

**Employee Benefits**

56101130213G	HS FOR LANG FICA	20.00	0.00	20.00	50-1130-213-10-22
56101130214G	HS FOR LANG MEDICARE	6,630.00	6,224.74	6,630.00	50-1130-214-10-22
<b>200</b>	<b>Employee Benefits</b>	<b>6,650.00</b>	<b>6,224.74</b>	<b>6,650.00</b>	Object
<b>1130</b>	<b>High School</b>	<b>6,650.00</b>	<b>6,224.74</b>	<b>6,650.00</b>	** Function
<b>10</b>	<b>FOREIGN LANGUAGE</b>	<b>6,650.00</b>	<b>6,224.74</b>	<b>6,650.00</b>	* Department

**SOCIAL STUDIES / CRIM JUSTICE**

**Middle-Junior High**

# Unit Budget FY17 Expenditure Report

Printed: 9/16/2016 9:08 AM  
COLLINSVILLE 10

I.M.R.F./Soc. Sec. Fund 50

Department 11 SOCIAL STUDIES / CRIM JUSTICE  
Function 1120 Middle-Junior High  
Object 200 Employee Benefits

Account	Description	UNIT FY17 Budget Expenditure	UNIT FY16 YTD Expenditure	UNIT FY16 Budget Expenditure	State Account Number
---------	-------------	------------------------------------	------------------------------	------------------------------------	----------------------

**Employee Benefits**

56111120213N	MS SOC STUDIES FICA	20.00	0.00	20.00	50-1120-213-11-27
56111120214N	MS SOC STUDIES MEDICARE	5,350.00	5,045.47	5,350.00	50-1120-214-11-27
<b>200</b>	<b>Employee Benefits</b>	<b>5,370.00</b>	<b>5,045.47</b>	<b>5,370.00</b>	Object
<b>1120</b>	<b>Middle-Junior High</b>	<b>5,370.00</b>	<b>5,045.47</b>	<b>5,370.00</b>	** Function

**High School**

**Employee Benefits**

5011302121122	HS SOC STUDIES SUB SAL (MRF)	10.00	8.72	0.00	50-1130-212-11-22
56111130213G	HS SOC STUDIES FICA	20.00	6.04	20.00	50-1130-213-11-22
56111130214G	HS SOC STUDIES MEDICARE	11,000.00	10,417.66	9,200.00	50-1130-214-11-22
<b>200</b>	<b>Employee Benefits</b>	<b>11,030.00</b>	<b>10,432.42</b>	<b>9,220.00</b>	Object
<b>1130</b>	<b>High School</b>	<b>11,030.00</b>	<b>10,432.42</b>	<b>9,220.00</b>	** Function
<b>11</b>	<b>SOCIAL STUDIES / CRIM JUSTICE</b>	<b>16,400.00</b>	<b>15,477.89</b>	<b>14,590.00</b>	* Department

**SPECIAL EDUCATION**

**Tmh Handicapped**

**Employee Benefits**

56121202213U	TMH FICA	10.00	0.00	10.00	50-1202-213-12-10
56121202214U	TMH MEDICARE	900.00	851.42	760.00	50-1202-214-12-10
<b>200</b>	<b>Employee Benefits</b>	<b>910.00</b>	<b>851.42</b>	<b>770.00</b>	Object
<b>1202</b>	<b>Tmh Handicapped</b>	<b>910.00</b>	<b>851.42</b>	<b>770.00</b>	** Function

**Visually Impaired (Vi)**

**Employee Benefits**

56121206214U	VISION IMPAIRED MEDICARE	950.00	916.34	900.00	50-1206-214-12-10
<b>200</b>	<b>Employee Benefits</b>	<b>950.00</b>	<b>916.34</b>	<b>900.00</b>	Object
<b>1206</b>	<b>Visually Impaired (Vi)</b>	<b>950.00</b>	<b>916.34</b>	<b>900.00</b>	** Function

**Function 1210**

**Employee Benefits**

56121210212U	COMMUNICATIONS DISORDER IMRF	2,910.00	2,891.10	2,910.00	50-1210-212-12-10
56121210213U	COMMUNICATIONS DISORDER FICA	2,000.00	1,843.18	1,670.00	50-1210-213-12-10
56121210214U	SPEECH/COMM DISORDER MEDICARE	8,300.00	7,365.90	8,300.00	50-1210-214-12-10
<b>200</b>	<b>Employee Benefits</b>	<b>13,210.00</b>	<b>12,100.18</b>	<b>12,880.00</b>	Object
<b>1210</b>	<b>Function 1210</b>	<b>13,210.00</b>	<b>12,100.18</b>	<b>12,880.00</b>	** Function

# Unit Budget FY17 Expenditure Report

Printed: 9/16/2016 9:08 AM  
COLLINSVILLE 10

**I.M.R.F./Soc. Sec. Fund 50**

Department 12 SPECIAL EDUCATION  
Function 1212 Behavior Disordered (Bd)  
Object 200 Employee Benefits

Account	Description	UNIT FY17 Budget Expenditure	UNIT FY16 YTD Expenditure	UNIT FY16 Budget Expenditure	State Account Number
---------	-------------	------------------------------------	------------------------------	------------------------------------	----------------------

**Behavior Disordered (Bd)**

**Employee Benefits**

56121212212U	BD ASST SAL NA (MRF)	0.00	5.04	0.00	50-1212-212-12-10
56121212213U	BD TEACH FICA	20.00	4.38	20.00	50-1212-213-12-10
56121212214U	BD TEACH MEDICARE	4,375.00	4,144.13	4,375.00	50-1212-214-12-10
<b>200</b>	<b>Employee Benefits</b>	<b>4,395.00</b>	<b>4,153.55</b>	<b>4,395.00</b>	Object
<b>1212</b>	<b>Behavior Disordered (Bd)</b>	<b>4,395.00</b>	<b>4,153.55</b>	<b>4,395.00</b>	** Function

**Cross-Categorical (Cc)**

**Employee Benefits**

56121220212U	CROSS CAT IMRF	109,815.00	98,733.94	109,815.00	50-1220-212-12-10
56121220213U	CROSS CAT FICA	69,200.00	65,469.75	69,200.00	50-1220-213-12-10
56121220213B	SPEC ED HOMEBOUND SAL	650.00	0.00	650.00	50-1220-213-12-20
56121220214U	CROSS CAT/HOMEBOUND MEDICARE	58,000.00	58,346.27	52,125.00	50-1220-214-12-10
56121220214B	SPEC ED HOMEBOUND MR	300.00	399.70	300.00	50-1220-214-12-20
<b>200</b>	<b>Employee Benefits</b>	<b>237,965.00</b>	<b>222,949.66</b>	<b>232,090.00</b>	Object
<b>1220</b>	<b>Cross-Categorical (Cc)</b>	<b>237,965.00</b>	<b>222,949.66</b>	<b>232,090.00</b>	** Function

**PRE K Special Ed**

**Employee Benefits**

56121225212U	EARLY CHILDHOOD IMRF	18,500.00	1,721.58	12,500.00	50-1225-212-12-10
56121225213U	EARLY CHILDHOOD FICA	1,000.00	992.14	7,050.00	50-1225-213-12-10
56121225214U	EARLY CHILDHOOD MEDICARE	3,000.00	2,883.07	4,720.00	50-1225-214-12-10
<b>200</b>	<b>Employee Benefits</b>	<b>22,500.00</b>	<b>5,596.79</b>	<b>24,270.00</b>	Object
<b>1225</b>	<b>PRE K Special Ed</b>	<b>22,500.00</b>	<b>5,596.79</b>	<b>24,270.00</b>	** Function

**Function 2110**

**Employee Benefits**

56122110214U	SOC WK MEDICARE	10,500.00	10,412.48	9,700.00	50-2110-214-12-10
<b>200</b>	<b>Employee Benefits</b>	<b>10,500.00</b>	<b>10,412.48</b>	<b>9,700.00</b>	Object
<b>2110</b>	<b>Function 2110</b>	<b>10,500.00</b>	<b>10,412.48</b>	<b>9,700.00</b>	** Function

**Function 2130**

**Employee Benefits**

56122130212U	HEALTH SERVICES ASST IMRF	18,000.00	18,167.93	13,000.00	50-2130-212-12-10
56122130213U	HEALTH SVC FICA	12,500.00	12,156.71	8,500.00	50-2130-213-12-10

# Unit Budget FY17 Expenditure Report

Printed: 9/16/2016 9:08 AM  
COLLINSVILLE 10

I.M.R.F./Soc. Sec. Fund 50

Department 12 SPECIAL EDUCATION  
Function 2130 Function 2130  
Object 200 Employee Benefits

Account	Description	UNIT FY17 Budget Expenditure	UNIT FY16 YTD Expenditure	UNIT FY16 Budget Expenditure	State Account Number
---------	-------------	------------------------------------	------------------------------	------------------------------------	----------------------

200	Employee Benefits	30,500.00	30,324.64	21,500.00	Object
2130	Function 2130	30,500.00	30,324.64	21,500.00	** Function

**Function 2140**

**Employee Benefits**

56122140213U	PSYCHOLOGIST SAL (4 + 2in (FR)	0.00	0.00	0.00	50-2140-213-12-10
56122140214U	PSYCHOLOGIST MEDICARE	4,750.00	4,226.57	4,750.00	50-2140-214-12-10
200	Employee Benefits	4,750.00	4,226.57	4,750.00	Object
2140	Function 2140	4,750.00	4,226.57	4,750.00	** Function

**Function 2150**

**Employee Benefits**

56122150214U	ST/LOCAL MEDICARE	1,010.00	1,029.99	1,010.00	50-2150-214-12-10
200	Employee Benefits	1,010.00	1,029.99	1,010.00	Object
2150	Function 2150	1,010.00	1,029.99	1,010.00	** Function

**Function 2620**

**Employee Benefits**

561226202121	SPEC ED DIRECTOR SECTRY IMRF	17,500.00	17,222.79	16,475.00	50-2620-212-12-01
561226202131	SPEC ED DIRECTOR SECTY FICA	9,500.00	9,516.72	9,340.00	50-2620-213-12-01
561226202141	SPEC DIR OFF MEDICARE	1,500.00	1,493.21	1,500.00	50-2620-214-12-01
200	Employee Benefits	28,500.00	28,232.72	27,315.00	Object
2620	Function 2620	28,500.00	28,232.72	27,315.00	** Function
12	SPECIAL EDUCATION	355,190.00	320,794.34	339,580.00	* Department

**PHYSICAL EDUCATION**

**Elementary**

**Employee Benefits**

561311102134	ELEM PE SUB FICA	0.00	0.00	0.00	50-1110-213-13-04
561311102144	ELEM PE MEDICARE	4,200.00	4,122.67	3,590.00	50-1110-214-13-04
200	Employee Benefits	4,200.00	4,122.67	3,590.00	Object
1110	Elementary	4,200.00	4,122.67	3,590.00	** Function

**Middle-Junior High**

**Employee Benefits**

56131120213N	MS PE SUB SAL (FR)	0.00	0.00	0.00	50-1120-213-13-27
--------------	--------------------	------	------	------	-------------------

# Unit Budget FY17 Expenditure Report

Printed: 9/16/2016 9:08 AM  
COLLINSVILLE 10

I.M.R.F./Soc. Sec. Fund 50						
Account	Description	UNIT FY17 Budget Expenditure	UNIT FY16 YTD Expenditure	UNIT FY16 Budget Expenditure	State Account Number	
56131120214N	MS PE MEDICARE	6,011.00	5,539.56	6,011.00	50-1120-214-13-27	
	200 Employee Benefits	6,011.00	5,539.56	6,011.00	Object	
	1120 Middle-Junior High	6,011.00	5,539.56	6,011.00	** Function	
<b>High School</b>						
<b>Employee Benefits</b>						
56131130213G	HS PE FICA (Non TRS)	0.00	1.83	0.00	50-1130-213-13-22	
56131130214G	HS PE MEDICARE	10,500.00	10,375.18	9,500.00	50-1130-214-13-22	
	200 Employee Benefits	10,500.00	10,377.01	9,500.00	Object	
	1130 High School	10,500.00	10,377.01	9,500.00	** Function	
	13 PHYSICAL EDUCATION	20,711.00	20,039.24	19,101.00	* Department	
<b>MUSIC/BAND</b>						
<b>Elementary</b>						
<b>Employee Benefits</b>						
561411102134	ELEM MUSIC/BAND FR	0.00	3.10	0.00	50-1110-213-14-04	
561411102144	ELEM MUSIC/BAND MEDICARE	4,960.00	4,536.50	4,960.00	50-1110-214-14-04	
	200 Employee Benefits	4,960.00	4,539.60	4,960.00	Object	
	1110 Elementary	4,960.00	4,539.60	4,960.00	** Function	
<b>Middle-Junior High</b>						
<b>Employee Benefits</b>						
5011202121427	MS BAND/MUSIC SUB SAL (MRF)	0.00	0.00	0.00	50-1120-212-14-27	
56141120214N	MS BAND/MUSIC MEDICARE	2,000.00	1,934.60	1,800.00	50-1120-214-14-27	
	200 Employee Benefits	2,000.00	1,934.60	1,800.00	Object	
	1120 Middle-Junior High	2,000.00	1,934.60	1,800.00	** Function	
<b>High School</b>						
<b>Employee Benefits</b>						
56141130212U	HS BAND ASSIST SAL \$15 p (MRF)	0.00	0.00	2,300.00	50-1130-212-14-10	
56141130213U	HS BAND ASSIST SAL \$15 p (FR)	0.00	0.00	1,400.00	50-1130-213-14-10	
56141130214G	HS BAND/MUSIC MR	2,500.00	2,379.49	1,705.00	50-1130-214-14-22	
	200 Employee Benefits	2,500.00	2,379.49	5,405.00	Object	
	1130 High School	2,500.00	2,379.49	5,405.00	** Function	
	14 MUSIC/BAND	9,460.00	8,853.69	12,165.00	* Department	

# Unit Budget FY17 Expenditure Report

Printed: 9/16/2016 9:08 AM  
COLLINSVILLE 10

I.M.R.F./Soc. Sec. Fund 50

Department 15 DRIVER EDUCATION (3370, 3825-01)  
Function 1700 Drivers ED  
Object 200 Employee Benefits

Account	Description	UNIT FY17 Budget Expenditure	UNIT FY16 YTD Expenditure	UNIT FY16 Budget Expenditure	State Account Number
---------	-------------	------------------------------------	------------------------------	------------------------------------	----------------------

**DRIVER EDUCATION (3370, 3825-01)**

Drivers ED

**Employee Benefits**

56151700212G	HS DR ED HOURLY SAL	1,400.00	1,359.31	700.00	50-1700-212-15-22
56151700213G	HS DR ED FICA	420.00	136.78	420.00	50-1700-213-15-22
56151700214G	HS DR ED MEDICARE	2,100.00	2,012.27	2,100.00	50-1700-214-15-22
<b>200</b>	<b>Employee Benefits</b>	<b>3,920.00</b>	<b>3,508.36</b>	<b>3,220.00</b>	Object
<b>1700</b>	<b>Drivers ED</b>	<b>3,920.00</b>	<b>3,508.36</b>	<b>3,220.00</b>	** Function

Driver ED Summer

**Employee Benefits**

5017162121510	SUMMER SCHOOL SAL REG (ti (MRF	500.00	391.95	0.00	50-1716-212-15-10
56151716212G	HS SUM SCH DR ED IMRF	0.00	0.00	65.00	50-1716-212-15-22
5017162131510	SUMMER SCHOOL SAL REG (ti (FR)	300.00	249.04	0.00	50-1716-213-15-10
56151716213G	HS SUM SCH DR ED FICA	65.00	0.00	65.00	50-1716-213-15-22
56151716214U	SUMMER SCHOOL MEDICARE	400.00	527.20	400.00	50-1716-214-15-10
56151716214G	HS SUM SCH DR ED MEDICARE	500.00	0.00	500.00	50-1716-214-15-22
56151716214N	MS REMEDIAL/SUMMER	300.00	0.00	300.00	50-1716-214-15-27
<b>200</b>	<b>Employee Benefits</b>	<b>2,065.00</b>	<b>1,168.19</b>	<b>1,330.00</b>	Object
<b>1716</b>	<b>Driver ED Summer</b>	<b>2,065.00</b>	<b>1,168.19</b>	<b>1,330.00</b>	** Function
<b>15</b>	<b>DRIVER EDUCATION (3370, 3825-01)</b>	<b>5,985.00</b>	<b>4,676.55</b>	<b>4,550.00</b>	* Department

**GUIDANCE**

Function 2120

**Employee Benefits**

56162120214G	HS GUIDANCE OFF MEDICARE	4,000.00	3,754.92	3,323.00	50-2120-214-16-22
<b>200</b>	<b>Employee Benefits</b>	<b>4,000.00</b>	<b>3,754.92</b>	<b>3,323.00</b>	Object
<b>2120</b>	<b>Function 2120</b>	<b>4,000.00</b>	<b>3,754.92</b>	<b>3,323.00</b>	** Function
<b>16</b>	<b>GUIDANCE</b>	<b>4,000.00</b>	<b>3,754.92</b>	<b>3,323.00</b>	* Department

**HOME ECONOMICS**

Home Ec Occupations

**Employee Benefits**

56171421212G	HS FAM CONSUM SCI SUB SA (MRF	0.00	0.00	0.00	50-1421-212-17-22
56171421213G	HS HOME EC FICA	0.00	0.00	0.00	50-1421-213-17-22

# Unit Budget FY17 Expenditure Report

Printed: 9/16/2016 9:08 AM  
COLLINSVILLE 10

I.M.R.F./Soc. Sec. Fund 50

Department 17 HOME ECONOMICS  
Function 1421 Home Ec Occupations  
Object 200 Employee Benefits

Account	Description	UNIT FY17 Budget Expenditure	UNIT FY16 YTD Expenditure	UNIT FY16 Budget Expenditure	State Account Number
56171421214G	HS HOME EC MEDICARE	3,172.00	3,081.16	3,172.00	50-1421-214-17-22
	200 Employee Benefits	3,172.00	3,081.16	3,172.00	Object
	1421 Home Ec Occupations	3,172.00	3,081.16	3,172.00	** Function
	17 HOME ECONOMICS	3,172.00	3,081.16	3,172.00	* Department
<b>SCIENCE</b>					
<b><u>Middle-Junior High</u></b>					
<b>Employee Benefits</b>					
56181120213N	MS SCIENCE SUB FICA	0.00	2.68	0.00	50-1120-213-18-27
56181120214N	MS SCIENCE MEDICARE	7,570.00	7,538.67	6,570.00	50-1120-214-18-27
	200 Employee Benefits	7,570.00	7,541.35	6,570.00	Object
	1120 Middle-Junior High	7,570.00	7,541.35	6,570.00	** Function
<b><u>High School</u></b>					
<b>Employee Benefits</b>					
56181130213G	HS SCIENCE FICA	20.00	0.00	20.00	50-1130-213-18-22
56181130214G	HS SCIENCE MR	15,000.00	14,858.72	13,700.00	50-1130-214-18-22
	200 Employee Benefits	15,020.00	14,858.72	13,720.00	Object
	1130 High School	15,020.00	14,858.72	13,720.00	** Function
	18 SCIENCE	22,590.00	22,400.07	20,290.00	* Department
<b>STATE/LOCAL IDEA FLO THRU</b>					
<b><u>Cross-Categorical (Cc)</u></b>					
<b>Employee Benefits</b>					
56191220212U	ST/LOCAL IDEA FLO THRU IMRF	16,000.00	15,668.13	12,950.00	50-1220-212-19-10
56191220213U	ST/LOCAL IDEA FLO THRU FICA	10,000.00	9,813.61	7,650.00	50-1220-213-19-10
56191220214U	ST/LOCAL IDEA FLO THRU MR	500.00	461.38	0.00	50-1220-214-19-10
	200 Employee Benefits	26,500.00	25,943.12	20,600.00	Object
	1220 Cross-Categorical (Cc)	26,500.00	25,943.12	20,600.00	** Function
<b><u>Function 2110</u></b>					
<b>Employee Benefits</b>					
56192110214U	ST/LOCAL IDEA FLO THRU SA (MR)	0.00	(97.32)	0.00	50-2110-214-19-10
	200 Employee Benefits	0.00	(97.32)	0.00	Object
	2110 Function 2110	0.00	(97.32)	0.00	** Function

# Unit Budget FY17 Expenditure Report

Printed: 9/16/2016 9:08 AM  
COLLINSVILLE 10

**I.M.R.F./Soc. Sec. Fund 50**

Department 19 STATE/LOCAL IDEA FLO THRU  
Function 2130 Function 2130  
Object 200 Employee Benefits

Account	Description	UNIT FY17 Budget Expenditure	UNIT FY16 YTD Expenditure	UNIT FY16 Budget Expenditure	State Account Number
---------	-------------	------------------------------------	------------------------------	------------------------------------	----------------------

**Function 2130**

**Employee Benefits**

56192130212U	ST/LOCAL IDEA FLO THRU IMRF	700.00	693.42	0.00	50-2130-212-19-10
56192130213U	ST/LOCAL IDEA FLO THRU FICA	450.00	442.42	0.00	50-2130-213-19-10
<b>200</b>	<b>Employee Benefits</b>	<b>1,150.00</b>	<b>1,135.84</b>	<b>0.00</b>	Object
<b>2130</b>	<b>Function 2130</b>	<b>1,150.00</b>	<b>1,135.84</b>	<b>0.00</b>	** Function
<b>19</b>	<b>STATE/LOCAL IDEA FLO THRU</b>	<b>27,650.00</b>	<b>26,981.64</b>	<b>20,600.00</b>	* Department

**16-17 IDEA FLO THRU (4620, 4625)**

**Cross-Categorical (Cc)**

**Employee Benefits**

56201220212U	14-15 IDEA FLO THRU ASST IMRF	58,291.00	10,325.78	58,291.00	50-1220-212-20-10
56201220213U	14-15 IDEA FLO THRU ASST FICA	34,462.00	6,414.66	34,462.00	50-1220-213-20-10
56201220214U	14-15 IDEA FLO THRU MR	880.00	213.74	880.00	50-1220-214-20-10
<b>200</b>	<b>Employee Benefits</b>	<b>93,633.00</b>	<b>16,954.18</b>	<b>93,633.00</b>	Object
<b>1220</b>	<b>Cross-Categorical (Cc)</b>	<b>93,633.00</b>	<b>16,954.18</b>	<b>93,633.00</b>	** Function

**Function 2110**

**Employee Benefits**

56202110214U	14-15 IDEA FLO THRU MEDICARE	0.00	176.78	0.00	50-2110-214-20-10
<b>200</b>	<b>Employee Benefits</b>	<b>0.00</b>	<b>176.78</b>	<b>0.00</b>	Object
<b>2110</b>	<b>Function 2110</b>	<b>0.00</b>	<b>176.78</b>	<b>0.00</b>	** Function

**Function 2130**

**Employee Benefits**

56202130212U	14-15 IDEA FLO THRU IMRF	15,760.00	19.03	15,760.00	50-2130-212-20-10
56202130213U	14-15 IDEA FLO THRU FICA	9,425.00	34.79	9,425.00	50-2130-213-20-10
56202130214U	14-15 IDEA FLO THRU MEDICARE	0.00	0.00	0.00	50-2130-214-20-10
<b>200</b>	<b>Employee Benefits</b>	<b>25,185.00</b>	<b>53.82</b>	<b>25,185.00</b>	Object
<b>2130</b>	<b>Function 2130</b>	<b>25,185.00</b>	<b>53.82</b>	<b>25,185.00</b>	** Function

**Function 2140**

**Employee Benefits**

56202140213U	14-15 IDEA FLO THRU FICA	2,850.00	0.00	2,850.00	50-2140-213-20-10
56202140214U	14-15 IDEA FLO THRU MR	185.00	29.05	185.00	50-2140-214-20-10
<b>200</b>	<b>Employee Benefits</b>	<b>3,035.00</b>	<b>29.05</b>	<b>3,035.00</b>	Object

# Unit Budget FY17 Expenditure Report

Printed: 9/16/2016 9:08 AM  
COLLINSVILLE 10

**I.M.R.F./Soc. Sec. Fund 50**

Department 20 16-17 IDEA FLO THRU (4620, 4625)  
Function 2140 Function 2140  
Object 200 Employee Benefits

Account	Description	UNIT FY17 Budget Expenditure	UNIT FY16 YTD Expenditure	UNIT FY16 Budget Expenditure	State Account Number
<b>2140</b>	<b>Function 2140</b>	<u>3,035.00</u>	<u>29.05</u>	<u>3,035.00</u>	** Function
<b>Function 2150</b>					
<b>Employee Benefits</b>					
56202150214U	14-15 IDEA FLO THRU MEDICARE	0.00	35.10	0.00	50-2150-214-20-10
<b>200</b>	<b>Employee Benefits</b>	<u>0.00</u>	<u>35.10</u>	<u>0.00</u>	Object
<b>2150</b>	<b>Function 2150</b>	<u>0.00</u>	<u>35.10</u>	<u>0.00</u>	** Function
<b>Function 2210</b>					
<b>Employee Benefits</b>					
56202210214U	NA IDEA FLO THRU SUBS (MR)	0.00	136.33	0.00	50-2210-214-20-10
<b>200</b>	<b>Employee Benefits</b>	<u>0.00</u>	<u>136.33</u>	<u>0.00</u>	Object
<b>2210</b>	<b>Function 2210</b>	<u>0.00</u>	<u>136.33</u>	<u>0.00</u>	** Function
<b>Function 2220</b>					
<b>Employee Benefits</b>					
56202220212U	14-15 IDEA FLO THRU IMRF	3,000.00	330.55	3,000.00	50-2220-212-20-10
56202220213U	14-15 IDEA FLO THRU FICA	2,000.00	212.14	2,000.00	50-2220-213-20-10
<b>200</b>	<b>Employee Benefits</b>	<u>5,000.00</u>	<u>542.69</u>	<u>5,000.00</u>	Object
<b>2220</b>	<b>Function 2220</b>	<u>5,000.00</u>	<u>542.69</u>	<u>5,000.00</u>	** Function
<b>Special Area Adm. Serv</b>					
<b>Employee Benefits</b>					
56202330212U	14-15 IDEA FLO THRU IMRF	2,600.00	0.00	2,600.00	50-2330-212-20-10
56202330213U	14-15 IDEA FLO THRU FICA	2,000.00	0.00	2,000.00	50-2330-213-20-10
<b>200</b>	<b>Employee Benefits</b>	<u>4,600.00</u>	<u>0.00</u>	<u>4,600.00</u>	Object
<b>2330</b>	<b>Special Area Adm. Serv</b>	<u>4,600.00</u>	<u>0.00</u>	<u>4,600.00</u>	** Function
<b>Function 2400</b>					
<b>Employee Benefits</b>					
56202400212U	14-15 IDEA FLOW HH Secret (MRF)	0.00	143.39	0.00	50-2400-212-20-10
56202400213U	14-15 IDEA FLOW HH Secret (FR)	0.00	92.02	0.00	50-2400-213-20-10
56202400214U	14-15 IDEA Flow Cert Supe (MR)	0.00	100.38	0.00	50-2400-214-20-10
<b>200</b>	<b>Employee Benefits</b>	<u>0.00</u>	<u>335.79</u>	<u>0.00</u>	Object
<b>2400</b>	<b>Function 2400</b>	<u>0.00</u>	<u>335.79</u>	<u>0.00</u>	** Function
<b>Function 2540</b>					

# Unit Budget FY17 Expenditure Report

Printed: 9/16/2016 9:08 AM  
COLLINSVILLE 10

**I.M.R.F./Soc. Sec. Fund 50**

Department 20 16-17 IDEA FLO THRU (4620, 4625)  
Function 2540 Function 2540  
Object 200 Employee Benefits

Account	Description	UNIT FY17 Budget Expenditure	UNIT FY16 YTD Expenditure	UNIT FY16 Budget Expenditure	State Account Number
---------	-------------	------------------------------------	------------------------------	------------------------------------	----------------------

**Employee Benefits**

56202540212U	14-15 IDEA FLO THRU (MRF)	0.00	687.72	0.00	50-2540-212-20-10
56202540213U	14-15 IDEA FLO THRU (FR)	0.00	441.36	0.00	50-2540-213-20-10
56202540214U	14-15 IDEA FLO THRU (2) (MR)	0.00	0.00	0.00	50-2540-214-20-10
<b>200</b>	<b>Employee Benefits</b>	0.00	1,129.08	0.00	Object
<b>2540</b>	<b>Function 2540</b>	0.00	1,129.08	0.00	** Function

**Nonpublic School Pupils**

**Employee Benefits**

56203700214U	14-15 IDEA SLP Private Pa (MR)	0.00	44.93	0.00	50-3700-214-20-10
<b>200</b>	<b>Employee Benefits</b>	0.00	44.93	0.00	Object
<b>3700</b>	<b>Nonpublic School Pupils</b>	0.00	44.93	0.00	** Function
<b>20</b>	<b>16-17 IDEA FLO THRU (4620, 4625)</b>	131,453.00	19,437.75	131,453.00	* Department

**15-16 IDEA FLO THRU (4620, 4625)**

**Cross-Categorical (Cc)**

**Employee Benefits**

56211220212U	15-16 IDEA FLO THRU ASST IMRF	10,300.00	77,605.32	40,300.00	50-1220-212-21-10
56211220212H	15-16 IDEA FLO THRU SALAR (MRF)	0.00	0.00	0.00	50-1220-212-21-23
56211220213U	15-16 IDEA FLO THRU ASST FICA	50,000.00	49,093.27	6,020.00	50-1220-213-21-10
56211220213H	15-16 IDEA FLO THRU SALAR (FR)	0.00	0.00	0.00	50-1220-213-21-23
56211220214U	15-16 IDEA FLO THRU MEDICARE	50.00	2,017.36	50.00	50-1220-214-21-10
56211220214H	15-16 IDEA FLO THRU SALAR (MR)	0.00	0.00	0.00	50-1220-214-21-23
<b>200</b>	<b>Employee Benefits</b>	60,350.00	128,715.95	46,370.00	Object
<b>1220</b>	<b>Cross-Categorical (Cc)</b>	60,350.00	128,715.95	46,370.00	** Function

**Function 2110**

**Employee Benefits**

56212110214U	15-16 IDEA FLO THRU SALAR (MR)	0.00	496.31	0.00	50-2110-214-21-10
56212110214H	15-16 IDEA FLO THRU SALAR (MR)	0.00	0.00	0.00	50-2110-214-21-23
<b>200</b>	<b>Employee Benefits</b>	0.00	496.31	0.00	Object
<b>2110</b>	<b>Function 2110</b>	0.00	496.31	0.00	** Function

**Function 2130**

**Employee Benefits**

56212130212U	15-16 IDEA FLO THRU	2,275.00	2,107.22	2,275.00	50-2130-212-21-10
--------------	---------------------	----------	----------	----------	-------------------

# Unit Budget FY17 Expenditure Report

Printed: 9/16/2016 9:08 AM  
COLLINSVILLE 10

**I.M.R.F./Soc. Sec. Fund 50**

Department 21 15-16 IDEA FLO THRU (4620, 4625)  
Function 2130 Function 2130  
Object 200 Employee Benefits

Account	Description	UNIT FY17 Budget Expenditure	UNIT FY16 YTD Expenditure	UNIT FY16 Budget Expenditure	State Account Number
56212130213U	15-16 IDEA FLO THRU FICA	1,350.00	1,385.92	1,350.00	50-2130-213-21-10
5021302142110	15-16 IDEA FLO THRU SALAR (MR)	35.00	31.92	0.00	50-2130-214-21-10
	<b>200 Employee Benefits</b>	<b>3,660.00</b>	<b>3,525.06</b>	<b>3,625.00</b>	Object
	<b>2130 Function 2130</b>	<b>3,660.00</b>	<b>3,525.06</b>	<b>3,625.00</b>	** Function
<b>Function 2140</b>					
<b>Employee Benefits</b>					
56212140213U	15-16 IDEA FLO THRU NON C (FR)	0.00	1,107.91	0.00	50-2140-213-21-10
56212140214U	15-16 IDEA FLO THRU MEDICARE	20.00	44.01	20.00	50-2140-214-21-10
	<b>200 Employee Benefits</b>	<b>20.00</b>	<b>1,151.92</b>	<b>20.00</b>	Object
	<b>2140 Function 2140</b>	<b>20.00</b>	<b>1,151.92</b>	<b>20.00</b>	** Function
<b>Function 2150</b>					
<b>Employee Benefits</b>					
5021502142110	15-16 IDEA FLO THRU SALAR (MR)	45.00	41.57	0.00	50-2150-214-21-10
	<b>200 Employee Benefits</b>	<b>45.00</b>	<b>41.57</b>	<b>0.00</b>	Object
	<b>2150 Function 2150</b>	<b>45.00</b>	<b>41.57</b>	<b>0.00</b>	** Function
<b>Function 2210</b>					
<b>Employee Benefits</b>					
56212210212U	15-16 IDEA FLO THRU SALAR (MRF)	0.00	65.56	0.00	50-2210-212-21-10
56802210212U	15-16 IDEA FLO THRU SALAR (MRF)	0.00	0.00	0.00	50-2210-212-21-10
56212210214U	15-16 IDEA FLO THRU SALAR (MR)	0.00	131.94	0.00	50-2210-214-21-10
	<b>200 Employee Benefits</b>	<b>0.00</b>	<b>197.50</b>	<b>0.00</b>	Object
	<b>2210 Function 2210</b>	<b>0.00</b>	<b>197.50</b>	<b>0.00</b>	** Function
<b>Function 2220</b>					
<b>Employee Benefits</b>					
56212220212U	15-16 IDEA FLO THRU COMP (MRF)	8,000.00	7,691.79	0.00	50-2220-212-21-10
56212220213U	15-16 IDEA FLO THRU COMP (FR)	5,000.00	4,910.76	0.00	50-2220-213-21-10
	<b>200 Employee Benefits</b>	<b>13,000.00</b>	<b>12,602.55</b>	<b>0.00</b>	Object
	<b>2220 Function 2220</b>	<b>13,000.00</b>	<b>12,602.55</b>	<b>0.00</b>	** Function
<b>Special Area Adm. Serv</b>					
<b>Employee Benefits</b>					
56212330212U	15-16 IDEA FLO THRU SALAR (MRF)	0.00	916.80	0.00	50-2330-212-21-10
56212330213U	15-16 IDEA FLO THRU SALAR (FR)	500.00	493.56	0.00	50-2330-213-21-10

# Unit Budget FY17 Expenditure Report

Printed: 9/16/2016 9:08 AM  
COLLINSVILLE 10

**I.M.R.F./Soc. Sec. Fund 50**

Department 21 15-16 IDEA FLO THRU (4620, 4625)  
Function 2330 Special Area Adm. Serv  
Object 200 Employee Benefits

Account	Description	UNIT FY17 Budget Expenditure	UNIT FY16 YTD Expenditure	UNIT FY16 Budget Expenditure	State Account Number
---------	-------------	------------------------------------	------------------------------	------------------------------------	----------------------

200	Employee Benefits	500.00	1,410.36	0.00	Object
2330	Special Area Adm. Serv	500.00	1,410.36	0.00	** Function

**Function 2400**

**Employee Benefits**

56212400212U	15-16 IDEA FLO THRU (1 Se (MRF	4,000.00	3,559.91	0.00	50-2400-212-21-10
56212400213U	15-16 IDEA FLO THRU (1 Se (FR)	3,000.00	2,276.35	0.00	50-2400-213-21-10
56212400214U	15-16 IDEA FLO THRU MEDICARE	0.00	888.70	0.00	50-2400-214-21-10
200	Employee Benefits	7,000.00	6,724.96	0.00	Object
2400	Function 2400	7,000.00	6,724.96	0.00	** Function

**Office Of Principal Serv**

**Employee Benefits**

56212410212H	15-16 IDEA FLO THRU SALAR (MRF	0.00	0.00	0.00	50-2410-212-21-23
56212410213H	15-16 IDEA FLO THRU SALAR (FR)	0.00	0.00	0.00	50-2410-213-21-23
200	Employee Benefits	0.00	0.00	0.00	Object
2410	Office Of Principal Serv	0.00	0.00	0.00	** Function

**Function 2540**

**Employee Benefits**

56212540212U	15-15 IDEA FLO THRU SALAR (MRF	6,000.00	5,879.95	0.00	50-2540-212-21-10
56212540212H	15-16 IDEA FLO THRU SALAR (MRF	0.00	0.00	0.00	50-2540-212-21-23
56212540213U	15-15 IDEA FLO THRU SALAR (FR)	4,000.00	3,756.60	0.00	50-2540-213-21-10
56212540213H	15-16 IDEA FLO THRU SALAR (FR)	0.00	0.00	0.00	50-2540-213-21-23
200	Employee Benefits	10,000.00	9,636.55	0.00	Object
2540	Function 2540	10,000.00	9,636.55	0.00	** Function

**Nonpublic School Pupils**

**Employee Benefits**

56213700214U	15-16 IDEA FLO THRU SALAR (MR)	0.00	183.00	0.00	50-3700-214-21-10
200	Employee Benefits	0.00	183.00	0.00	Object
3700	Nonpublic School Pupils	0.00	183.00	0.00	** Function
21	15-16 IDEA FLO THRU (4620, 4625)	94,575.00	164,685.73	50,015.00	* Department

**MATHEMATICS**

**Middle-Junior High**

# Unit Budget FY17 Expenditure Report

Printed: 9/16/2016 9:08 AM  
COLLINSVILLE 10

I.M.R.F./Soc. Sec. Fund 50						
Account	Description	UNIT FY17 Budget Expenditure	UNIT FY16 YTD Expenditure	UNIT FY16 Budget Expenditure	State Account Number	
<b>Employee Benefits</b>						
56221120213N	MS MATH FICA	0.00	0.00	0.00	50-1120-213-22-27	
56221120214N	MS MATH MEDICARE	6,000.00	5,722.83	6,000.00	50-1120-214-22-27	
	<b>200 Employee Benefits</b>	6,000.00	5,722.83	6,000.00	Object	
	<b>1120 Middle-Junior High</b>	6,000.00	5,722.83	6,000.00	** Function	
<b>High School</b>						
<b>Employee Benefits</b>						
56221130213G	HS MATH SUB SAL (FR)	0.00	0.00	0.00	50-1130-213-22-22	
56221130214G	HS MATH MEDICARE	13,000.00	12,708.20	11,950.00	50-1130-214-22-22	
	<b>200 Employee Benefits</b>	13,000.00	12,708.20	11,950.00	Object	
	<b>1130 High School</b>	13,000.00	12,708.20	11,950.00	** Function	
	<b>22 MATHEMATICS</b>	19,000.00	18,431.03	17,950.00	* Department	
<b>HS BUSINESS/COMPUTER</b>						
<b>Business &amp; Office</b>						
<b>Employee Benefits</b>						
5014072122322	HS BUS SUBS SAL (MRF)	15.00	10.32	0.00	50-1407-212-23-22	
56231407213G	HS BUS FICA	5.00	6.78	5.00	50-1407-213-23-22	
56231407214G	HS BUS MEDICARE	4,500.00	4,308.06	4,380.00	50-1407-214-23-22	
	<b>200 Employee Benefits</b>	4,520.00	4,325.16	4,385.00	Object	
	<b>1407 Business &amp; Office</b>	4,520.00	4,325.16	4,385.00	** Function	
	<b>23 HS BUSINESS/COMPUTER</b>	4,520.00	4,325.16	4,385.00	* Department	
<b>LUNCH PROGRAM</b>						
<b>Food Delivery Services</b>						
<b>Employee Benefits</b>						
56242563212U	LUNCH PROG DIST IMRF	6,310.00	5,968.29	6,310.00	50-2563-212-24-10	
56242563213U	LUNCH PROG DIST FICA	4,500.00	4,314.84	4,005.00	50-2563-213-24-10	
	<b>200 Employee Benefits</b>	10,810.00	10,283.13	10,315.00	Object	
	<b>2563 Food Delivery Services</b>	10,810.00	10,283.13	10,315.00	** Function	
	<b>24 LUNCH PROGRAM</b>	10,810.00	10,283.13	10,315.00	* Department	

16-17 PRE-K AT RISK (3705-00)

**PRE K PROGRAM**

# Unit Budget FY17 Expenditure Report

Printed: 9/16/2016 9:08 AM  
COLLINSVILLE 10

**I.M.R.F./Soc. Sec. Fund 50**

Department 26 16-17 PRE-K AT RISK (3705-00)  
Function 1125 PRE K PROGRAM  
Object 200 Employee Benefits

Account	Description	UNIT FY17 Budget Expenditure	UNIT FY16 YTD Expenditure	UNIT FY16 Budget Expenditure	State Account Number
---------	-------------	------------------------------------	------------------------------	------------------------------------	----------------------

**Employee Benefits**

56261125212U	14-15 PRE-K AT RISK IMRF	5,955.00	1,072.70	5,955.00	50-1125-212-26-10
56261125213U	14-15 PRE-K AT RISK FICA	3,770.00	688.86	3,770.00	50-1125-213-26-10
56261125214U	14-15 PRE-K AT RISK MEDICARE	2,091.00	419.65	2,091.00	50-1125-214-26-10
<b>200</b>	<b>Employee Benefits</b>	<b>11,816.00</b>	<b>2,181.21</b>	<b>11,816.00</b>	Object
<b>1125</b>	<b>PRE K PROGRAM</b>	<b>11,816.00</b>	<b>2,181.21</b>	<b>11,816.00</b>	** Function

**Function 2210**

**Employee Benefits**

56262210213U	14-15 PRE-K AT RISK FICA	0.00	0.00	0.00	50-2210-213-26-10
56262210214U	14-15 PRE-K AT RISK MEDICARE	25.00	0.00	25.00	50-2210-214-26-10
<b>200</b>	<b>Employee Benefits</b>	<b>25.00</b>	<b>0.00</b>	<b>25.00</b>	Object
<b>2210</b>	<b>Function 2210</b>	<b>25.00</b>	<b>0.00</b>	<b>25.00</b>	** Function

**Special Area Adm. Serv**

**Employee Benefits**

56262330212U	14-15 PRE-K AT RISK IMRF	800.00	248.79	800.00	50-2330-212-26-10
56262330213U	14-15 PRE-K AT RISK FICA	475.00	159.64	475.00	50-2330-213-26-10
<b>200</b>	<b>Employee Benefits</b>	<b>1,275.00</b>	<b>408.43</b>	<b>1,275.00</b>	Object
<b>2330</b>	<b>Special Area Adm. Serv</b>	<b>1,275.00</b>	<b>408.43</b>	<b>1,275.00</b>	** Function

**Civic Services**

**Employee Benefits**

56263300212U	14-15 PRE-K AT RISK IMRF	4,240.00	667.76	4,240.00	50-3300-212-26-10
56263300213U	14-15 PRE-K AT RISK FICA	2,530.00	416.96	2,530.00	50-3300-213-26-10
56263300214U	14-15 PRE-K AT RISK MEDICARE	7.00	0.00	7.00	50-3300-214-26-10
<b>200</b>	<b>Employee Benefits</b>	<b>6,777.00</b>	<b>1,084.72</b>	<b>6,777.00</b>	Object
<b>3300</b>	<b>Civic Services</b>	<b>6,777.00</b>	<b>1,084.72</b>	<b>6,777.00</b>	** Function
<b>26</b>	<b>16-17 PRE-K AT RISK (3705-00)</b>	<b>19,893.00</b>	<b>3,674.36</b>	<b>19,893.00</b>	* Department

**15-16 PRE-K AT RISK (3705-00)**

**PRE K PROGRAM**

**Employee Benefits**

56271125212U	15-16 PRE-K AT RISK IMRF	1,150.00	5,631.57	1,150.00	50-1125-212-27-10
56271125213U	15-16 PRE-K AT RISK FICA	670.00	3,883.90	670.00	50-1125-213-27-10
56271125214U	15-16 PRE-K AT RISK MEDICARE	350.00	2,367.07	350.00	50-1125-214-27-10

# Unit Budget FY17 Expenditure Report

Printed: 9/16/2016 9:08 AM  
COLLINSVILLE 10

**I.M.R.F./Soc. Sec. Fund 50**

Department 27 15-16 PRE-K AT RISK (3705-00)  
Function 1125 PRE K PROGRAM  
Object 200 Employee Benefits

Account	Description	UNIT FY17 Budget Expenditure	UNIT FY16 YTD Expenditure	UNIT FY16 Budget Expenditure	State Account Number
---------	-------------	------------------------------------	------------------------------	------------------------------------	----------------------

200	Employee Benefits	2,170.00	11,882.54	2,170.00	Object
1125	PRE K PROGRAM	2,170.00	11,882.54	2,170.00	** Function

**Function 2210**

**Employee Benefits**

56272210214U	15-16 PRE-K AT RISK MEDICARE	0.00	0.00	0.00	50-2210-214-27-10
200	Employee Benefits	0.00	0.00	0.00	Object
2210	Function 2210	0.00	0.00	0.00	** Function

**Special Area Adm. Serv**

**Employee Benefits**

56272330212U	15-16 PRE-K AT RISK IMRF	45.00	1,453.01	45.00	50-2330-212-27-10
56272330213U	15-16 PRE-K AT RISK FICA	1,000.00	927.03	25.00	50-2330-213-27-10
200	Employee Benefits	1,045.00	2,380.04	70.00	Object
2330	Special Area Adm. Serv	1,045.00	2,380.04	70.00	** Function

**Function 2560**

**Employee Benefits**

56272560213U	15-16 PRE-K AT RISK FICA	0.00	0.00	0.00	50-2560-213-27-10
200	Employee Benefits	0.00	0.00	0.00	Object
2560	Function 2560	0.00	0.00	0.00	** Function

**Civic Services**

**Employee Benefits**

56273300212U	15-16 PRE-K AT RISK IMRF	4,000.00	3,796.15	1,000.00	50-3300-212-27-10
56273300213U	15-16 PRE-K AT RISK FICA	550.00	2,356.80	550.00	50-3300-213-27-10
56273300214U	15-16 PRE-K AT RISK MEDICARE	0.00	0.00	0.00	50-3300-214-27-10
200	Employee Benefits	4,550.00	6,152.95	1,550.00	Object
3300	Civic Services	4,550.00	6,152.95	1,550.00	** Function
27	15-16 PRE-K AT RISK (3705-00)	7,765.00	20,415.53	3,790.00	* Department

**LIBRARY**

**Function 2220**

**Employee Benefits**

56282220212G	HS LIB AIDE IMRF	3,050.00	3,043.29	3,050.00	50-2220-212-28-22
56282220213G	HS LIB AIDE FICA	2,000.00	1,951.67	1,830.00	50-2220-213-28-22

# Unit Budget FY17 Expenditure Report

Printed: 9/16/2016 9:08 AM  
COLLINSVILLE 10

I.M.R.F./Soc. Sec. Fund 50

Department 28 LIBRARY  
Function 2220 Function 2220  
Object 200 Employee Benefits

Account	Description	UNIT FY17 Budget Expenditure	UNIT FY16 YTD Expenditure	UNIT FY16 Budget Expenditure	State Account Number
56282220214G	HS LIB MEDICARE	1,000.00	871.64	850.00	50-2220-214-28-22
56282220214N	MS LIB MEDICARE	1,000.00	914.36	775.00	50-2220-214-28-27
	<b>200 Employee Benefits</b>	<u>7,050.00</u>	<u>6,780.96</u>	<u>6,505.00</u>	Object
	<b>2220 Function 2220</b>	<u>7,050.00</u>	<u>6,780.96</u>	<u>6,505.00</u>	** Function
	<b>28 LIBRARY</b>	<u>7,050.00</u>	<u>6,780.96</u>	<u>6,505.00</u>	* Department
<b>ENGLISH</b>					
<b><u>Middle-Junior High</u></b>					
<b>Employee Benefits</b>					
56291120213N	MS ENGLISH FICA	5.00	0.00	5.00	50-1120-213-29-27
56291120214N	MS ENGLISH MEDICARE	7,000.00	6,883.97	6,900.00	50-1120-214-29-27
	<b>200 Employee Benefits</b>	<u>7,005.00</u>	<u>6,883.97</u>	<u>6,905.00</u>	Object
	<b>1120 Middle-Junior High</b>	<u>7,005.00</u>	<u>6,883.97</u>	<u>6,905.00</u>	** Function
<b><u>High School</u></b>					
<b>Employee Benefits</b>					
5011302122922	HS ENGLISH SAL (16) (MRF)	0.00	0.00	0.00	50-1130-212-29-22
56291130213G	HS ENGLISH SUB FICA	10.00	2.36	10.00	50-1130-213-29-22
56291130214G	HS ENGLISH MEDICARE	13,000.00	12,780.12	11,510.00	50-1130-214-29-22
	<b>200 Employee Benefits</b>	<u>13,010.00</u>	<u>12,782.48</u>	<u>11,520.00</u>	Object
	<b>1130 High School</b>	<u>13,010.00</u>	<u>12,782.48</u>	<u>11,520.00</u>	** Function
	<b>29 ENGLISH</b>	<u>20,015.00</u>	<u>19,666.45</u>	<u>18,425.00</u>	* Department
<b>SATURDAY/TRANSITION</b>					
<b><u>Function 1121</u></b>					
<b>Employee Benefits</b>					
56341121213N	TRANSITION TEACHER ASST FICA	6.12	0.00	6.12	50-1121-213-34-27
	<b>200 Employee Benefits</b>	<u>6.12</u>	<u>0.00</u>	<u>6.12</u>	Object
	<b>1121 Function 1121</b>	<u>6.12</u>	<u>0.00</u>	<u>6.12</u>	** Function
	<b>34 SATURDAY/TRANSITION</b>	<u>6.12</u>	<u>0.00</u>	<u>6.12</u>	* Department
<b>INDUSTRIAL ARTS / ELECTRONICS</b>					
<b><u>Precision Production</u></b>					
<b>Employee Benefits</b>					
56351448213G	HS IND/TECH EDUCAT SUBS (FR)	0.00	0.00	0.00	50-1448-213-35-22

# Unit Budget FY17 Expenditure Report

Printed: 9/16/2016 9:08 AM  
COLLINSVILLE 10

I.M.R.F./Soc. Sec. Fund 50						
Account	Description	UNIT FY17 Budget Expenditure	UNIT FY16 YTD Expenditure	UNIT FY16 Budget Expenditure	State Account Number	
56351448214G	HS IND ARTS MEDICARE	3,000.00	2,598.24	2,150.00	50-1448-214-35-22	
56351448214N	MS IND ARTS MEDICARE	1,020.00	1,066.10	1,020.00	50-1448-214-35-27	
	<b>200 Employee Benefits</b>	<u>4,020.00</u>	<u>3,664.34</u>	<u>3,170.00</u>	Object	
	<b>1448 Precision Production</b>	<u>4,020.00</u>	<u>3,664.34</u>	<u>3,170.00</u>	** Function	
	<b>35 INDUSTRIAL ARTS / ELECTRONICS</b>	<u>4,020.00</u>	<u>3,664.34</u>	<u>3,170.00</u>	* Department	
<b>15-16 IDEA PRE-SCHOOL (4600)</b>						
<b><u>Cross-Categorical (Cc)</u></b>						
<b>Employee Benefits</b>						
56371220214U	NA IDEA PRESCHOOL SUBS SA (MR)	0.00	20.88	0.00	50-1220-214-37-10	
	<b>200 Employee Benefits</b>	<u>0.00</u>	<u>20.88</u>	<u>0.00</u>	Object	
	<b>1220 Cross-Categorical (Cc)</b>	<u>0.00</u>	<u>20.88</u>	<u>0.00</u>	** Function	
<b><u>Function 2130</u></b>						
<b>Employee Benefits</b>						
56372130212U	IDEA PRESCHOOL IMRF	3,500.00	3,344.72	0.00	50-2130-212-37-10	
56372130213U	IDEA PRESCHOOL FICA	3,000.00	2,131.46	0.00	50-2130-213-37-10	
5021302143710	15-16 IDEA PRESCHOOL SAL (MR)	800.00	746.70	0.00	50-2130-214-37-10	
	<b>200 Employee Benefits</b>	<u>7,300.00</u>	<u>6,222.88</u>	<u>0.00</u>	Object	
	<b>2130 Function 2130</b>	<u>7,300.00</u>	<u>6,222.88</u>	<u>0.00</u>	** Function	
<b><u>Function 2140</u></b>						
<b>Employee Benefits</b>						
56372140214U	NA IDEA PRSCH Sal (MR)	0.00	0.00	0.00	50-2140-214-37-10	
	<b>200 Employee Benefits</b>	<u>0.00</u>	<u>0.00</u>	<u>0.00</u>	Object	
	<b>2140 Function 2140</b>	<u>0.00</u>	<u>0.00</u>	<u>0.00</u>	** Function	
<b><u>Community Services</u></b>						
<b>Employee Benefits</b>						
56373000212U	NA LIPLEPS Salary (MRF)	0.00	0.00	0.00	50-3000-212-37-10	
56373000213U	15-16 IDEA PRE-SCHOOL (4600)	0.00	0.00	0.00	50-3000-213-37-10	
	<b>200 Employee Benefits</b>	<u>0.00</u>	<u>0.00</u>	<u>0.00</u>	Object	
	<b>3000 Community Services</b>	<u>0.00</u>	<u>0.00</u>	<u>0.00</u>	** Function	

**Nonpublic School Pupils**

**Employee Benefits**

# Unit Budget FY17 Expenditure Report

Printed: 9/16/2016 9:08 AM  
COLLINSVILLE 10

**I.M.R.F./Soc. Sec. Fund 50**

Department 37 15-16 IDEA PRE-SCHOOL (4600)  
Function 3700 Nonpublic School Pupils  
Object 200 Employee Benefits

Account	Description	UNIT FY17 Budget Expenditure	UNIT FY16 YTD Expenditure	UNIT FY16 Budget Expenditure	State Account Number
5037002143710	15-16 IDEA PRESCHOOL SALA (MR)	35.00	33.13	0.00	50-3700-214-37-10
	200 Employee Benefits	35.00	33.13	0.00	Object
	3700 Nonpublic School Pupils	35.00	33.13	0.00	** Function
	37 15-16 IDEA PRE-SCHOOL (4600)	7,335.00	6,276.89	0.00	* Department
<b>16-17 IDEA PRE-SCHOOL (4600)</b>					
<b><u>Cross-Categorical (Cc)</u></b>					
<b>Employee Benefits</b>					
56381220212U	14-15 IDEA PRESCHOOL ASST MRF	0.00	233.64	0.00	50-1220-212-38-10
56381220213U	14-15 IDEA PRESCHOOL SUBS (FR)	0.00	157.61	0.00	50-1220-213-38-10
56381220214U	IDEA PRESCHOOL MEDICARE	5.00	6.53	5.00	50-1220-214-38-10
	200 Employee Benefits	5.00	397.78	5.00	Object
	1220 Cross-Categorical (Cc)	5.00	397.78	5.00	** Function
<b><u>Function 2210</u></b>					
<b>Employee Benefits</b>					
56382210214U	IDEA PRE-SCHOOL SUB MR	2.00	0.00	2.00	50-2210-214-38-10
	200 Employee Benefits	2.00	0.00	2.00	Object
	2210 Function 2210	2.00	0.00	2.00	** Function
<b><u>Nonpublic School Pupils</u></b>					
<b>Employee Benefits</b>					
56383700214U	14-15 IDEA PRESCHOOL SALA (MR)	0.00	7.09	0.00	50-3700-214-38-10
	200 Employee Benefits	0.00	7.09	0.00	Object
	3700 Nonpublic School Pupils	0.00	7.09	0.00	** Function
	38 16-17 IDEA PRE-SCHOOL (4600)	7.00	404.87	7.00	* Department
<b>Grant MISC LIBRARY GRANTS (3800)</b>					
<b><u>Function 2220</u></b>					
<b>Employee Benefits</b>					
56442220212G	NA STATE LIBRARY HS (MRF)	0.00	168.95	0.00	50-2220-212-44-22
5022202134422	STATE LIBRARY HS (FR)	0.00	99.56	0.00	50-2220-213-44-22
56442220213G	NA STATE LIBRARY HS (FR)	0.00	0.00	0.00	50-2220-213-44-380000-22
	200 Employee Benefits	0.00	268.51	0.00	Object
	2220 Function 2220	0.00	268.51	0.00	** Function

# Unit Budget FY17 Expenditure Report

Printed: 9/16/2016 9:08 AM  
COLLINSVILLE 10

I.M.R.F./Soc. Sec. Fund 50

Department 44 Grant MISC LIBRARY GRANTS (3800)  
Function 2220 Function 2220  
Object 200 Employee Benefits

Account	Description	UNIT FY17 Budget Expenditure	UNIT FY16 YTD Expenditure	UNIT FY16 Budget Expenditure	State Account Number
---------	-------------	------------------------------------	------------------------------	------------------------------------	----------------------

44	Grant MISC LIBRARY GRANTS (3800)	0.00	268.51	0.00	* Department
----	----------------------------------	------	--------	------	--------------

## BOYS ATHLETIC

### Interscholastic Programs

#### Employee Benefits

56451500212G	HS BOYS ATH IMRF	5,500.00	5,442.70	5,040.00	50-1500-212-45-22
56451500212N	MS BOYS ATH IMRF	1,000.00	736.89	280.00	50-1500-212-45-27
56451500213G	HS BOYS ATH FICA	5,095.00	4,662.27	5,095.00	50-1500-213-45-22
56451500213N	MS BOYS ATH FICA	1,000.00	912.23	500.00	50-1500-213-45-27
56451500214G	HS BOYS ATH MEDICARE	2,500.00	2,106.61	1,870.00	50-1500-214-45-22
56451500214N	MS BOYS ATH MEDICARE	300.00	147.96	300.00	50-1500-214-45-27
56451500214I	DORRIS BOYS ATHLETICS	100.00	56.49	100.00	50-1500-214-45-33
200	Employee Benefits	15,495.00	14,065.15	13,185.00	Object
1500	Interscholastic Programs	15,495.00	14,065.15	13,185.00	** Function

### Function 1711

#### Employee Benefits

56451711212G	IHSA SUPPLEMENT DIVIDEND IMRF	50.00	0.00	50.00	50-1711-212-45-22
56451711213G	IHSA SUPPLEMENT DIVIDEND FICA	35.00	0.00	35.00	50-1711-213-45-22
56451711214G	IHSA SUPPLEMENT DIVIDEND MEDIC	5.00	0.00	5.00	50-1711-214-45-22
200	Employee Benefits	90.00	0.00	90.00	Object
1711	Function 1711	90.00	0.00	90.00	** Function
45	BOYS ATHLETIC	15,585.00	14,065.15	13,275.00	* Department

## GIRLS ATHLETIC

### Interscholastic Programs

#### Employee Benefits

56461500212G	HS GIRLS ATH IMRF	3,920.00	3,584.48	3,920.00	50-1500-212-46-22
56461500212N	MS GIRLS ATH IMRF	300.00	281.93	300.00	50-1500-212-46-27
56461500213G	HS GIRLS ATH FICA	4,000.00	3,469.24	3,405.00	50-1500-213-46-22
56461500213N	MS GIRLS ATH FICA	980.00	912.68	980.00	50-1500-213-46-27
56461500214G	HS GIRLS ATH MEDICARE	1,300.00	1,170.02	1,050.00	50-1500-214-46-22
56461500214N	MS GIRLS ATH MEDICARE	220.00	235.50	220.00	50-1500-214-46-27
56461500214I	DORRIS GIRLS ATHLETICS	100.00	55.86	100.00	50-1500-214-46-33
200	Employee Benefits	10,820.00	9,709.71	9,975.00	Object

# Unit Budget FY17 Expenditure Report

Printed: 9/16/2016 9:08 AM  
COLLINSVILLE 10

I.M.R.F./Soc. Sec. Fund 50					
Account	Description	UNIT FY17 Budget Expenditure	UNIT FY16 YTD Expenditure	UNIT FY16 Budget Expenditure	State Account Number
Department 46	GIRLS ATHLETIC				
Function 1500	Interscholastic Programs				
Object 200	Employee Benefits				
<b>1500</b>	<b>Interscholastic Programs</b>	<u>10,820.00</u>	<u>9,709.71</u>	<u>9,975.00</u>	** Function
<b>46</b>	<b>GIRLS ATHLETIC</b>	<u>10,820.00</u>	<u>9,709.71</u>	<u>9,975.00</u>	* Department
<b>MISC CMS (10) PORTABLE (20)</b>					
<u>Interscholastic Programs</u>					
<b>Employee Benefits</b>					
56481500213N	MS ACTIVITY SPONSOR FICA	150.00	0.00	150.00	50-1500-213-48-27
56481500214N	MS EXTRA CURRIC MEDICARE	100.00	109.46	100.00	50-1500-214-48-27
<b>200</b>	<b>Employee Benefits</b>	<u>250.00</u>	<u>109.46</u>	<u>250.00</u>	Object
<b>1500</b>	<b>Interscholastic Programs</b>	<u>250.00</u>	<u>109.46</u>	<u>250.00</u>	** Function
<u>Office Of Principal Serv</u>					
<b>Employee Benefits</b>					
56482410214N	MS DEPT CHAIRS MEDICARE	100.00	101.30	100.00	50-2410-214-48-27
<b>200</b>	<b>Employee Benefits</b>	<u>100.00</u>	<u>101.30</u>	<u>100.00</u>	Object
<b>2410</b>	<b>Office Of Principal Serv</b>	<u>100.00</u>	<u>101.30</u>	<u>100.00</u>	** Function
<b>48</b>	<b>MISC CMS (10) PORTABLE (20)</b>	<u>350.00</u>	<u>210.76</u>	<u>350.00</u>	* Department
<b>MISC HS (10) CONTINGENCY (20)</b>					
<u>Interscholastic Programs</u>					
<b>Employee Benefits</b>					
56491500212G	HS SPONSOR IMRF	25.00	0.00	25.00	50-1500-212-49-22
56491500213G	HS SPONSOR FICA	352.00	180.86	352.00	50-1500-213-49-22
56491500214G	HS SPONSOR/ACT DIR MEDICARE	600.00	529.15	455.00	50-1500-214-49-22
<b>200</b>	<b>Employee Benefits</b>	<u>977.00</u>	<u>710.01</u>	<u>832.00</u>	Object
<b>1500</b>	<b>Interscholastic Programs</b>	<u>977.00</u>	<u>710.01</u>	<u>832.00</u>	** Function
<u>Office Of Principal Serv</u>					
<b>Employee Benefits</b>					
56492410214G	HS DEPT CHAIRS MEDICARE	161.00	160.88	161.00	50-2410-214-49-22
<b>200</b>	<b>Employee Benefits</b>	<u>161.00</u>	<u>160.88</u>	<u>161.00</u>	Object
<b>2410</b>	<b>Office Of Principal Serv</b>	<u>161.00</u>	<u>160.88</u>	<u>161.00</u>	** Function
<b>49</b>	<b>MISC HS (10) CONTINGENCY (20)</b>	<u>1,138.00</u>	<u>870.89</u>	<u>993.00</u>	* Department
<b>COOP Student Program (Davidson)</b>					

# Unit Budget FY17 Expenditure Report

Printed: 9/16/2016 9:08 AM  
COLLINSVILLE 10

**I.M.R.F./Soc. Sec. Fund 50**

Department 50 COOP Student Program (Davidson)  
Function 1400 Function 1400  
Object 200 Employee Benefits

Account	Description	UNIT FY17 Budget Expenditure	UNIT FY16 YTD Expenditure	UNIT FY16 Budget Expenditure	State Account Number
---------	-------------	------------------------------------	------------------------------	------------------------------------	----------------------

**Function 1400**

**Employee Benefits**

56501400214G	CO-OP TEACHERS MEDICARE	1,200.00	1,107.26	1,050.00	50-1400-214-50-22
200	<b>Employee Benefits</b>	1,200.00	1,107.26	1,050.00	Object
1400	<b>Function 1400</b>	1,200.00	1,107.26	1,050.00	** Function
50	<b>COOP Student Program (Davidson)</b>	1,200.00	1,107.26	1,050.00	* Department

**BILINGUAL Local**

**Bilingual Programs**

**Employee Benefits**

56651800212U	Bilingual Sal n-cert (1) (MRF)	0.00	9.18	0.00	50-1800-212-65-10
56651800213U	Bilingual Sal n-cert FICA	602.00	6.92	602.00	50-1800-213-65-10
56651800214U	Bilingual Sal n-cert MEDICARE	8,000.00	8,238.15	3,000.00	50-1800-214-65-10
200	<b>Employee Benefits</b>	8,602.00	8,254.25	3,602.00	Object
1800	<b>Bilingual Programs</b>	8,602.00	8,254.25	3,602.00	** Function

**Special Area Adm. Serv**

**Employee Benefits**

56652330214U	Bilingual Sal n-cert MEDICARE	500.00	636.20	500.00	50-2330-214-65-10
200	<b>Employee Benefits</b>	500.00	636.20	500.00	Object
2330	<b>Special Area Adm. Serv</b>	500.00	636.20	500.00	** Function

**Civic Services**

**Employee Benefits**

5033002126510	Bilingual Salaries (MRF)	0.00	0.00	0.00	50-3300-212-65-10
56653300212U	Bilingual Salaries (MRF)	0.00	0.00	0.00	50-3300-212-65-10
200	<b>Employee Benefits</b>	0.00	0.00	0.00	Object
3300	<b>Civic Services</b>	0.00	0.00	0.00	** Function
65	<b>BILINGUAL Local</b>	9,102.00	8,890.45	4,102.00	* Department

**15-16 BILINGUAL (3305)**

**Ed Deprived/Remedial Prog**

**Employee Benefits**

56661250214U	15-16 Bilingual Grant Sal (MR)	2,000.00	2,195.28	0.00	50-1250-214-66-10
200	<b>Employee Benefits</b>	2,000.00	2,195.28	0.00	Object

# Unit Budget FY17 Expenditure Report

Printed: 9/16/2016 9:08 AM  
COLLINSVILLE 10

I.M.R.F./Soc. Sec. Fund 50						
Account	Description	UNIT FY17 Budget Expenditure	UNIT FY16 YTD Expenditure	UNIT FY16 Budget Expenditure	State Account Number	
66	15-16 BILINGUAL (3305)					
1250	Ed Deprived/Remidial Prog					
200	Employee Benefits					
<b>1250</b>	<b>Ed Deprived/Remidial Prog</b>	<b>2,000.00</b>	<b>2,195.28</b>	<b>0.00</b>	<b>** Function</b>	
<b><u>Bilingual Programs</u></b>						
<b>Employee Benefits</b>						
56661800212U	15-16 BILINGUAL INST AIDE IMRF	600.00	0.00	600.00	50-1800-212-66-10	
56661800213U	15-16 BILINGUAL INST AIDE FICA	200.00	0.00	200.00	50-1800-213-66-10	
56661800214U	15-16 BILINGUAL MEDICARE	1,735.00	(0.05)	1,735.00	50-1800-214-66-10	
<b>200</b>	<b>Employee Benefits</b>	<b>2,535.00</b>	<b>(0.05)</b>	<b>2,535.00</b>	<b>Object</b>	
<b>1800</b>	<b>Bilingual Programs</b>	<b>2,535.00</b>	<b>(0.05)</b>	<b>2,535.00</b>	<b>** Function</b>	
<b><u>Function 2210</u></b>						
<b>Employee Benefits</b>						
5022102136610	15-16 BILINGUAL SUBS SAL (FR)	2.00	2.07	0.00	50-2210-213-66-10	
56662210214U	15-16 BILINGUAL MEDICARE	0.00	41.99	0.00	50-2210-214-66-10	
<b>200</b>	<b>Employee Benefits</b>	<b>2.00</b>	<b>44.06</b>	<b>0.00</b>	<b>Object</b>	
<b>2210</b>	<b>Function 2210</b>	<b>2.00</b>	<b>44.06</b>	<b>0.00</b>	<b>** Function</b>	
<b><u>Civic Services</u></b>						
<b>Employee Benefits</b>						
56663300212U	15-16 Bilingual Salary nc (MRF)	0.00	(29.16)	0.00	50-3300-212-66-10	
56663300213U	15-16 Bilingual Salary nc (FR)	0.00	402.55	0.00	50-3300-213-66-10	
<b>200</b>	<b>Employee Benefits</b>	<b>0.00</b>	<b>373.39</b>	<b>0.00</b>	<b>Object</b>	
<b>3300</b>	<b>Civic Services</b>	<b>0.00</b>	<b>373.39</b>	<b>0.00</b>	<b>** Function</b>	
<b>66</b>	<b>15-16 BILINGUAL (3305)</b>	<b>4,537.00</b>	<b>2,612.68</b>	<b>2,535.00</b>	<b>* Department</b>	
<b>15-16 LIPLEPS (4909)</b>						
<b><u>Ed Deprived/Remidial Prog</u></b>						
<b>Employee Benefits</b>						
56671250212U	15-16 LILEPS IMRF	0.00	0.00	0.00	50-1250-212-67-10	
56671250213U	15-16 LILEPS FICA	0.00	0.00	0.00	50-1250-213-67-10	
<b>200</b>	<b>Employee Benefits</b>	<b>0.00</b>	<b>0.00</b>	<b>0.00</b>	<b>Object</b>	
<b>1250</b>	<b>Ed Deprived/Remidial Prog</b>	<b>0.00</b>	<b>0.00</b>	<b>0.00</b>	<b>** Function</b>	
<b><u>LIPLEPS GRANT</u></b>						
<b>Employee Benefits</b>						
56671802212U	15-16 LILEPS IMRF	500.00	0.00	500.00	50-1802-212-67-10	

# Unit Budget FY17 Expenditure Report

Printed: 9/16/2016 9:08 AM  
COLLINSVILLE 10

I.M.R.F./Soc. Sec. Fund 50						
Account	Description	UNIT FY17 Budget Expenditure	UNIT FY16 YTD Expenditure	UNIT FY16 Budget Expenditure	State Account Number	
67	15-16 LIPLEPS (4909)					
1802	LIPLEPS GRANT					
200	Employee Benefits					
56671802213U	15-16 LILEPS FICA	300.00	0.00	300.00	50-1802-213-67-10	
	<b>200 Employee Benefits</b>	800.00	0.00	800.00	Object	
	<b>1802 LIPLEPS GRANT</b>	800.00	0.00	800.00	** Function	
<b>Civic Services</b>						
<b>Employee Benefits</b>						
56673300212U	15-16 LIPLER (4909) IMRF	5,000.00	5,153.67	410.00	50-3300-212-67-10	
56673300213U	15-16 LIPLER (4909) FICA	3,000.00	2,984.35	500.00	50-3300-213-67-10	
	<b>200 Employee Benefits</b>	8,000.00	8,138.02	910.00	Object	
	<b>3300 Civic Services</b>	8,000.00	8,138.02	910.00	** Function	
	<b>67 15-16 LIPLEPS (4909)</b>	8,800.00	8,138.02	1,710.00	* Department	
<b>16-17 BILINGUAL (3305)</b>						
<b>Ed Deprived/Remidial Prog</b>						
<b>Employee Benefits</b>						
56681250214U	12-13 TITLEIII TBE/TPI MEDICAR	650.00	331.07	650.00	50-1250-214-68-10	
	<b>200 Employee Benefits</b>	650.00	331.07	650.00	Object	
	<b>1250 Ed Deprived/Remidial Prog</b>	650.00	331.07	650.00	** Function	
<b>Function 2210</b>						
<b>Employee Benefits</b>						
56682210214U	14-15 BILINGUAL (3305) (MR)	0.00	2.60	0.00	50-2210-214-68-10	
	<b>200 Employee Benefits</b>	0.00	2.60	0.00	Object	
	<b>2210 Function 2210</b>	0.00	2.60	0.00	** Function	
<b>Civic Services</b>						
<b>Employee Benefits</b>						
56683300212U	14-15 TITLEIII TBE/TPI IMRF	1,500.00	151.01	1,500.00	50-3300-212-68-10	
56683300213U	14-15 TITLEIII TBE/TPI FICA	800.00	80.33	800.00	50-3300-213-68-10	
	<b>200 Employee Benefits</b>	2,300.00	231.34	2,300.00	Object	
	<b>3300 Civic Services</b>	2,300.00	231.34	2,300.00	** Function	
	<b>68 16-17 BILINGUAL (3305)</b>	2,950.00	565.01	2,950.00	* Department	
<b>16-17 LIPLER (4909)</b>						
<b>Ed Deprived/Remidial Prog</b>						
<b>Employee Benefits</b>						

# Unit Budget FY17 Expenditure Report

Printed: 9/16/2016 9:08 AM  
COLLINSVILLE 10

I.M.R.F./Soc. Sec. Fund 50						
Account	Description	UNIT FY17 Budget Expenditure	UNIT FY16 YTD Expenditure	UNIT FY16 Budget Expenditure	State Account Number	
69	16-17 LIPLER (4909)					
1250	Ed Deprived/Remidial Prog					
200	Employee Benefits					
56691250212U	14-15 LIPLER (4909) IMRF	2,500.00	0.00	2,500.00	50-1250-212-69-10	
56691250213U	14-15 LIPLER (4909) FICA	1,500.00	0.00	1,500.00	50-1250-213-69-10	
56691250214U	14-15 LIPLER (4909) (MR)	0.00	56.72	0.00	50-1250-214-69-10	
<b>200</b>	<b>Employee Benefits</b>	<b>4,000.00</b>	<b>56.72</b>	<b>4,000.00</b>	<b>Object</b>	
<b>1250</b>	<b>Ed Deprived/Remidial Prog</b>	<b>4,000.00</b>	<b>56.72</b>	<b>4,000.00</b>	<b>** Function</b>	
<b>Civic Services</b>						
<b>Employee Benefits</b>						
56693300212U	14-15 TitleIII LIPLER (4909)	2,000.00	604.05	2,000.00	50-3300-212-69-10	
5033002136910	14-15 TITLEIII LIPLER (49 (FR)	500.00	412.86	0.00	50-3300-213-69-10	
<b>200</b>	<b>Employee Benefits</b>	<b>2,500.00</b>	<b>1,016.91</b>	<b>2,000.00</b>	<b>Object</b>	
<b>3300</b>	<b>Civic Services</b>	<b>2,500.00</b>	<b>1,016.91</b>	<b>2,000.00</b>	<b>** Function</b>	
<b>69</b>	<b>16-17 LIPLER (4909)</b>	<b>6,500.00</b>	<b>1,073.63</b>	<b>6,000.00</b>	<b>* Department</b>	
<b>14-15 PERKINS GRANT</b>						
<b>Elementary</b>						
<b>Employee Benefits</b>						
56721110213U	PERKINS GRANT	6.12	0.00	6.12	50-1110-213-72-10	
56721110214U	PERKINS GRANT SUBS SAL	30.00	11.72	30.00	50-1110-214-72-10	
<b>200</b>	<b>Employee Benefits</b>	<b>36.12</b>	<b>11.72</b>	<b>36.12</b>	<b>Object</b>	
<b>1110</b>	<b>Elementary</b>	<b>36.12</b>	<b>11.72</b>	<b>36.12</b>	<b>** Function</b>	
<b>72</b>	<b>14-15 PERKINS GRANT</b>	<b>36.12</b>	<b>11.72</b>	<b>36.12</b>	<b>* Department</b>	
<b>15-16 CLASS-SIZE RED (part T II) (4932)</b>						
<b>Elementary</b>						
<b>Employee Benefits</b>						
56761110214U	14-15 CLASS-SIZE REDUCTION MR	220.00	1,524.03	220.00	50-1110-214-76-10	
<b>200</b>	<b>Employee Benefits</b>	<b>220.00</b>	<b>1,524.03</b>	<b>220.00</b>	<b>Object</b>	
<b>1110</b>	<b>Elementary</b>	<b>220.00</b>	<b>1,524.03</b>	<b>220.00</b>	<b>** Function</b>	
<b>Function 2210</b>						
<b>Employee Benefits</b>						
5022102137610	NA TITLE II SUBS SAL(4932 (FR)	0.00	(1.81)	0.00	50-2210-213-76-10	
56762210214U	15-16 TITLE II SUBS SAL(4 (MR)	500.00	481.94	0.00	50-2210-214-76-10	
<b>200</b>	<b>Employee Benefits</b>	<b>500.00</b>	<b>480.13</b>	<b>0.00</b>	<b>Object</b>	

# Unit Budget FY17 Expenditure Report

Printed: 9/16/2016 9:08 AM  
COLLINSVILLE 10

**I.M.R.F./Soc. Sec. Fund 50**

Department 76 15-16 CLASS-SIZE RED (part T II) (4932)  
Function 2210 Function 2210  
Object 200 Employee Benefits

Account	Description	UNIT FY17 Budget Expenditure	UNIT FY16 YTD Expenditure	UNIT FY16 Budget Expenditure	State Account Number
---------	-------------	------------------------------------	------------------------------	------------------------------------	----------------------

2210	Function 2210	500.00	480.13	0.00	** Function
76	15-16 CLASS-SIZE RED (part T II) (4932)	720.00	2,004.16	220.00	* Department

**Not Coded**

**Function 2210**

**Employee Benefits**

56782210214U	15-16 TITLE II MEDICARE	0.00	0.00	0.00	50-2210-214-78-10
200	Employee Benefits	0.00	0.00	0.00	Object
2210	Function 2210	0.00	0.00	0.00	** Function
78	Not Coded	0.00	0.00	0.00	* Department

**15-16 Prev Initiative 0-3 (3705-01)**

**Function 2300**

**Employee Benefits**

56792300212U	15-16 Pre Initiative (R F (MRF)	750.00	731.93	0.00	50-2300-212-79-10
56792300213U	15-16 Pre Initiative (R F (FR)	0.00	467.02	0.00	50-2300-213-79-10
200	Employee Benefits	750.00	1,198.95	0.00	Object
2300	Function 2300	750.00	1,198.95	0.00	** Function

**Civic Services**

**Employee Benefits**

56793300212U	15-16 Pre IN 0-3 IMRF	10,000.00	9,973.66	0.00	50-3300-212-79-10
56793300213U	15-16 PRE In 0-3 FICA	6,000.00	5,991.35	1,000.00	50-3300-213-79-10
200	Employee Benefits	16,000.00	15,965.01	1,000.00	Object
3300	Civic Services	16,000.00	15,965.01	1,000.00	** Function

**Early Learning Partners Grant**

**Employee Benefits**

56793301213U	15-16 EARLY LRNG PARTNERS FICA	0.08	0.00	0.08	50-3301-213-79-10
200	Employee Benefits	0.08	0.00	0.08	Object
3301	Early Learning Partners Grant	0.08	0.00	0.08	** Function
79	15-16 Prev Initiative 0-3 (3705-01)	16,750.08	17,163.96	1,000.08	* Department

**TERMINATION BENEFITS**

**Elementary**

# Unit Budget FY17 Expenditure Report

Printed: 9/16/2016 9:08 AM  
COLLINSVILLE 10

I.M.R.F./Soc. Sec. Fund 50					
Account	Description	UNIT FY17 Budget Expenditure	UNIT FY16 YTD Expenditure	UNIT FY16 Budget Expenditure	State Account Number
<b>Employee Benefits</b>					
56801110214U	TERMINATION BENEFITS	200.00	314.94	200.00	50-1110-214-80-10
	200 Employee Benefits	200.00	314.94	200.00	Object
	1110 Elementary	200.00	314.94	200.00	** Function
<b>Middle-Junior High</b>					
<b>Employee Benefits</b>					
56801120214U	TERMINATION BENEFITS MR	100.00	74.19	100.00	50-1120-214-80-10
	200 Employee Benefits	100.00	74.19	100.00	Object
	1120 Middle-Junior High	100.00	74.19	100.00	** Function
<b>PRE K PROGRAM</b>					
<b>Employee Benefits</b>					
56801125212U	TERMINATION BENEFITS	362.01	0.00	362.01	50-1125-212-80-10
56801125213U	TERMINATION BENEFITS	215.01	0.00	215.01	50-1125-213-80-10
	200 Employee Benefits	577.02	0.00	577.02	Object
	1125 PRE K PROGRAM	577.02	0.00	577.02	** Function
<b>High School</b>					
<b>Employee Benefits</b>					
56801130214U	TERMINATION BENEFITS MR	0.00	85.13	0.00	50-1130-214-80-10
	200 Employee Benefits	0.00	85.13	0.00	Object
	1130 High School	0.00	85.13	0.00	** Function
<b>Behavior Disordered (Bd)</b>					
<b>Employee Benefits</b>					
56801212212U	TERMINATION BENEFITS	500.00	0.00	500.00	50-1212-212-80-10
	200 Employee Benefits	500.00	0.00	500.00	Object
	1212 Behavior Disordered (Bd)	500.00	0.00	500.00	** Function
<b>Cross-Categorical (Cc)</b>					
<b>Employee Benefits</b>					
56801220212U	TERMINATION BENEFITS IMRF	0.00	12.03	0.00	50-1220-212-80-10
56801220213U	TERMINATION BENEFITS	0.00	7.65	0.00	50-1220-213-80-10
56801220214U	TERMINATION BENEFITS MR	0.00	101.41	0.00	50-1220-214-80-10
	200 Employee Benefits	0.00	121.09	0.00	Object

# Unit Budget FY17 Expenditure Report

Printed: 9/16/2016 9:08 AM  
COLLINSVILLE 10

I.M.R.F./Soc. Sec. Fund 50						
Account	Description	UNIT FY17 Budget Expenditure	UNIT FY16 YTD Expenditure	UNIT FY16 Budget Expenditure	State Account Number	
	<b>1220 Cross-Categorical (Cc)</b>	0.00	121.09	0.00	** Function	
<b>Ed Deprived/Remidial Prog</b>						
<b>Employee Benefits</b>						
5012502148010	TERMINATION BENEFITS (MR)	35.00	30.95	0.00	50-1250-214-80-10	
	<b>200 Employee Benefits</b>	35.00	30.95	0.00	Object	
	<b>1250 Ed Deprived/Remidial Prog</b>	35.00	30.95	0.00	** Function	
<b>Home Ec Occupations</b>						
<b>Employee Benefits</b>						
56801421214U	TERMINATION BENEFITS IMRF	0.00	0.00	0.00	50-1421-214-80-10	
	<b>200 Employee Benefits</b>	0.00	0.00	0.00	Object	
	<b>1421 Home Ec Occupations</b>	0.00	0.00	0.00	** Function	
<b>Precision Production</b>						
<b>Employee Benefits</b>						
56801448214U	TERMINATION BENEFITS (MR)	0.00	103.18	0.00	50-1448-214-80-10	
	<b>200 Employee Benefits</b>	0.00	103.18	0.00	Object	
	<b>1448 Precision Production</b>	0.00	103.18	0.00	** Function	
<b>Nurse Services</b>						
<b>Employee Benefits</b>						
56802134212U	TERMINATION BENEFITS	0.00	12.04	0.00	50-2134-212-80-10	
56802134213U	TERMINATION BENEFITS FR	0.00	7.65	0.00	50-2134-213-80-10	
	<b>200 Employee Benefits</b>	0.00	19.69	0.00	Object	
	<b>2134 Nurse Services</b>	0.00	19.69	0.00	** Function	
<b>Function 2140</b>						
<b>Employee Benefits</b>						
56802140214U	TERMINATION BENEFITS MR	0.00	0.00	0.00	50-2140-214-80-10	
	<b>200 Employee Benefits</b>	0.00	0.00	0.00	Object	
	<b>2140 Function 2140</b>	0.00	0.00	0.00	** Function	
<b>Function 2310</b>						
<b>Employee Benefits</b>						
56802310212U	TERMINATION BENEFITS	1,000.00	0.00	1,000.00	50-2310-212-80-10	
56802310213U	TERMINATION BENEFITS	600.00	0.00	600.00	50-2310-213-80-10	

# Unit Budget FY17 Expenditure Report

Printed: 9/16/2016 9:08 AM  
COLLINSVILLE 10

**I.M.R.F./Soc. Sec. Fund 50**

Department 80 TERMINATION BENEFITS  
Function 2310 Function 2310  
Object 200 Employee Benefits

Account	Description	UNIT FY17 Budget Expenditure	UNIT FY16 YTD Expenditure	UNIT FY16 Budget Expenditure	State Account Number
---------	-------------	------------------------------------	------------------------------	------------------------------------	----------------------

200	Employee Benefits	1,600.00	0.00	1,600.00	Object
2310	Function 2310	1,600.00	0.00	1,600.00	** Function

**Special Area Adm. Serv**

**Employee Benefits**

56802330212U	TERMINATION BENEFITS (MRF)	0.00	108.35	0.00	50-2330-212-80-10
5023302138010	TERMINATION BENEFITS (FR)	0.00	68.84	0.00	50-2330-213-80-10
200	Employee Benefits	0.00	177.19	0.00	Object
2330	Special Area Adm. Serv	0.00	177.19	0.00	** Function

**Office Of Principal Serv**

**Employee Benefits**

56802410212U	TERMINATION BENEFITS IMRF	0.00	686.30	0.00	50-2410-212-80-10
56802410213U	TERMINATION BENEFITS FR	0.00	0.00	0.00	50-2410-213-80-10
56802410214U	TERMINATION BENEFITS MR	0.00	2.53	0.00	50-2410-214-80-10
200	Employee Benefits	0.00	688.83	0.00	Object
2410	Office Of Principal Serv	0.00	688.83	0.00	** Function

**Function 2520**

**Employee Benefits**

56802520212U	TERMINATION BENEFITS (MRF)	0.00	376.76	0.00	50-2520-212-80-10
5025202138010	TERMINATION BENEFITS (FR)	500.00	227.39	0.00	50-2520-213-80-10
200	Employee Benefits	500.00	604.15	0.00	Object
2520	Function 2520	500.00	604.15	0.00	** Function

**Function 2540**

**Employee Benefits**

56802540212U	TERMINATION BENEFITS	1,500.00	108.36	1,500.00	50-2540-212-80-10
56802540213U	TERMINATION BENEFITS	20,000.00	68.85	20,000.00	50-2540-213-80-10
200	Employee Benefits	21,500.00	177.21	21,500.00	Object
2540	Function 2540	21,500.00	177.21	21,500.00	** Function

**Function 2620**

**Employee Benefits**

56802620214U	TERMINATION BENEFITS	100.00	0.00	100.00	50-2620-214-80-10
200	Employee Benefits	100.00	0.00	100.00	Object
2620	Function 2620	100.00	0.00	100.00	** Function

# Unit Budget FY17 Expenditure Report

Printed: 9/16/2016 9:08 AM  
COLLINSVILLE 10

**I.M.R.F./Soc. Sec. Fund 50**

Department 80 TERMINATION BENEFITS  
Function 2640 Function 2640  
Object 200 Employee Benefits

Account	Description	UNIT FY17 Budget Expenditure	UNIT FY16 YTD Expenditure	UNIT FY16 Budget Expenditure	State Account Number
---------	-------------	------------------------------------	------------------------------	------------------------------------	----------------------

**Function 2640**

**Employee Benefits**

56802640214U	TERMINATION BENEFITS	10.00	0.00	10.00	50-2640-214-80-10
	200 Employee Benefits	10.00	0.00	10.00	Object
	2640 Function 2640	10.00	0.00	10.00	** Function

**Service Area Dir**

**Employee Benefits**

56802641212U	TERMINATION BENEFITS IMRF	0.00	0.00	0.00	50-2641-212-80-10
56802641213U	TERMINATION BENEFITS	0.00	0.00	0.00	50-2641-213-80-10
	200 Employee Benefits	0.00	0.00	0.00	Object
	2641 Service Area Dir	0.00	0.00	0.00	** Function
	80 TERMINATION BENEFITS	25,122.02	2,396.55	24,587.02	* Department

**15-16 Prev Initiative 0-3 (3705-01)**

**Function 2300**

**Employee Benefits**

5023002128210	16-17 Pre Initiative prog (MRF)	30.00	31.33	0.00	50-2300-212-82-10
56822300213U	14-15 Pre Initiative FICA	350.00	80.44	350.00	50-2300-213-82-10
	200 Employee Benefits	380.00	111.77	350.00	Object
	2300 Function 2300	380.00	111.77	350.00	** Function

**Special Area Adm. Serv**

**Employee Benefits**

56822300212U	14-15 Pre Initiative IMRF	550.00	93.99	550.00	50-2330-212-82-10
	200 Employee Benefits	550.00	93.99	550.00	Object
	2330 Special Area Adm. Serv	550.00	93.99	550.00	** Function

**Civic Services**

**Employee Benefits**

56823300212U	14-15 Pre Initiative IMRF	8,300.00	1,903.41	8,300.00	50-3300-212-82-10
56823300213U	14-15 Pre Initiative FICA	4,500.00	1,197.41	4,500.00	50-3300-213-82-10
	200 Employee Benefits	12,800.00	3,100.82	12,800.00	Object
	3300 Civic Services	12,800.00	3,100.82	12,800.00	** Function
	82 15-16 Prev Initiative 0-3 (3705-01)	13,730.00	3,306.58	13,700.00	* Department

# Unit Budget FY17 Expenditure Report

Printed: 9/16/2016 9:08 AM  
COLLINSVILLE 10

I.M.R.F./Soc. Sec. Fund 50

Department 85 DORS MATCH  
Function 1220 Cross-Categorical (Cc)  
Object 200 Employee Benefits

Account	Description	UNIT FY17 Budget Expenditure	UNIT FY16 YTD Expenditure	UNIT FY16 Budget Expenditure	State Account Number
---------	-------------	------------------------------------	------------------------------	------------------------------------	----------------------

**DORS MATCH**

Cross-Categorical (Cc)

**Employee Benefits**

56851220214G	DORS MATCH TEACHER SAL	600.00	1,460.48	600.00	50-1220-214-85-22
	<b>200 Employee Benefits</b>	600.00	1,460.48	600.00	Object
	<b>1220 Cross-Categorical (Cc)</b>	600.00	1,460.48	600.00	** Function
	<b>85 DORS MATCH</b>	600.00	1,460.48	600.00	* Department

**Not Coded**

Function 2210

**Employee Benefits**

56872210212U	14-15 Title II (4932) IMRF	10.00	0.00	10.00	50-2210-212-87-10
56872210213U	14-15 Title II (4932) FICA	5.00	0.00	5.00	50-2210-213-87-10
56872210214U	14-15 Title II (4932) MEDICARE	450.00	0.00	450.00	50-2210-214-87-10
	<b>200 Employee Benefits</b>	465.00	0.00	465.00	Object
	<b>2210 Function 2210</b>	465.00	0.00	465.00	** Function
	<b>87 Not Coded</b>	465.00	0.00	465.00	* Department

**TECHNOLOGY/COMPUTER**

Function 2660

**Employee Benefits**

56932660212U	DIR OF TECHNOLOGY IMRF	55,000.00	53,715.93	50,200.00	50-2660-212-93-10
56932660213U	DIR OF TECHNOLOGY FICA	35,000.00	34,244.65	29,000.00	50-2660-213-93-10
56932660214U	DIR OF TECHNOLOGY MEDICARE	1,225.00	92.69	1,225.00	50-2660-214-93-10
	<b>200 Employee Benefits</b>	91,225.00	88,053.27	80,425.00	Object
	<b>2660 Function 2660</b>	91,225.00	88,053.27	80,425.00	** Function
	<b>93 TECHNOLOGY/COMPUTER</b>	91,225.00	88,053.27	80,425.00	* Department

**Grant: CTE Grant STATE PROG IMPR**

Function 1400

**Employee Benefits**

56951400214U	CTE GRANT SUBS	10.00	3.89	10.00	50-1400-214-95-10
	<b>200 Employee Benefits</b>	10.00	3.89	10.00	Object
	<b>1400 Function 1400</b>	10.00	3.89	10.00	** Function

# Unit Budget FY17 Expenditure Report

Printed: 9/16/2016 9:08 AM  
COLLINSVILLE 10

**I.M.R.F./Soc. Sec. Fund 50**

Department 95 Grant: CTE Grant STATE PROG IMPR  
Function 1400 Function 1400  
Object 200 Employee Benefits

Account	Description	UNIT FY17 Budget Expenditure	UNIT FY16 YTD Expenditure	UNIT FY16 Budget Expenditure	State Account Number
95	Grant: CTE Grant STATE PROG IMPR	10.00	3.89	10.00	* Department
50	I.M.R.F./Soc. Sec. Fund	<u>2,142,378.18</u>	<u>1,880,978.92</u>	<u>1,895,507.60</u>	Fund

# Unit Budget FY17 Expenditure Report

Printed: 9/16/2016 9:08 AM  
COLLINSVILLE 10

## Capital Projects 60

Department 01 OTHER  
Function 2210 Function 2210  
Object 400 Supplies And Materials

Account	Description	UNIT FY17 Budget Expenditure	UNIT FY16 YTD Expenditure	UNIT FY16 Budget Expenditure	State Account Number
---------	-------------	------------------------------------	------------------------------	------------------------------------	----------------------

### OTHER

#### Function 2210

##### Supplies And Materials

66012210410B	INSTRUCTIONAL SUPPLIES/MATERIA	0.00	0.00	0.00	60-2210-410-01-20
	<b>400 Supplies And Materials</b>	<u>0.00</u>	<u>0.00</u>	<u>0.00</u>	Object
	<b>2210 Function 2210</b>	0.00	0.00	0.00	** Function

#### Function 2310

##### Purchased Services

66012310311B	ARCHITECT FEES wrong function	0.00	4,310.95	6,000.00	60-2310-311-01-20
66012310318B	LEGAL SERVICES	0.00	0.00	0.00	60-2310-318-01-20
66012310329B	CONSTRUCTION MGT FEES	0.00	0.00	0.00	60-2310-329-01-20
	<b>300 Purchased Services</b>	<u>0.00</u>	<u>4,310.95</u>	<u>6,000.00</u>	Object
	<b>2310 Function 2310</b>	0.00	4,310.95	6,000.00	** Function

#### Receiving & Dist Fnd Sv

##### Purchased Services

66012523380B	SURETY BOND	0.00	0.00	0.00	60-2523-380-01-20
	<b>300 Purchased Services</b>	<u>0.00</u>	<u>0.00</u>	<u>0.00</u>	Object
	<b>2523 Receiving &amp; Dist Fnd Sv</b>	0.00	0.00	0.00	** Function

#### Function 2540

##### Purchased Services

66012540310B	CONSTRUCTION SERVICES	0.00	0.00	100.00	60-2540-310-01-20
66012540311B	NEW MIDDLE SCHOOL	0.00	0.00	0.00	60-2540-311-01-20
	<b>300 Purchased Services</b>	<u>0.00</u>	<u>0.00</u>	<u>100.00</u>	Object

#### Capital Outlay

660125405401	CHS, Restroom, Gym floor, bleachers	800,000.00	335,622.72	350,000.00	60-2540-540-01-01
66012540540U	District Wide Security	40,000.00	12,190.80	50,000.00	60-2540-540-01-10
66012540540B	CONSTRUCTION CONTINGENCY	100,000.00	112,975.18	100,000.00	60-2540-540-01-20
66012540540C	Caseyville: waterproofing and flooring	94,000.00	32,526.76	35,000.00	60-2540-540-01-21
66012540540G	CHS, Misc	40,000.00	193,639.50	100,000.00	60-2540-540-01-22
66012540540H	Hollywood, Misc	4,900.00	4,579.00	5,000.00	60-2540-540-01-23
66012540540J	Jefferson: misc	5,000.00	24,463.27	30,000.00	60-2540-540-01-24
66012540540K	Kreitner: asphalt, floor tile	123,000.00	65,627.80	40,000.00	60-2540-540-01-25
66012540540M	Maryville: Counter, MISC	31,000.00	0.00	55,000.00	60-2540-540-01-26

# Unit Budget FY17 Expenditure Report

Printed: 9/16/2016 9:08 AM  
COLLINSVILLE 10

## Capital Projects 60

Department 01 OTHER  
Function 2540 Function 2540  
Object 500 Capital Outlay

Account	Description	UNIT FY17 Budget Expenditure	UNIT FY16 YTD Expenditure	UNIT FY16 Budget Expenditure	State Account Number
66012540540N	CMS: asphalt, class room update	86,000.00	82,941.56	150,000.00	60-2540-540-01-27
66012540540R	Renfro: driveway, backboards	35,000.00	6,845.00	30,000.00	60-2540-540-01-28
66012540540S	Summit: floor tile, fire alarm	45,000.00	44,490.00	45,000.00	60-2540-540-01-29
66012540540T	Twin Echo: misc	5,000.00	11,635.00	10,000.00	60-2540-540-01-30
66012540540X	Webster: bathroom, flooring	113,000.00	96,123.59	85,000.00	60-2540-540-01-31
66012540540I	DIS: plaster, asphalt	49,000.00	63,303.17	60,000.00	60-2540-540-01-33
66012540541U	Admin Build:	5,000.00	0.00	55,000.00	60-2540-541-01-10
66012540541B	CMS Roof (FY15 NA)	0.00	0.00	0.00	60-2540-541-01-20
66012540542U	Admin Annex: Misc	5,000.00	25,046.27	55,000.00	60-2540-542-01-10
66012540543U	District Wide MISC	20,000.00	8,542.00	20,000.00	60-2540-543-01-10
	<b>500 Capital Outlay</b>	<b>1,600,900.00</b>	<b>1,120,551.62</b>	<b>1,275,000.00</b>	Object
	<b>2540 Function 2540</b>	<b>1,600,900.00</b>	<b>1,120,551.62</b>	<b>1,275,100.00</b>	** Function
<b>Prmt Transf Of Interest</b>					
<b>Non-Capitalized Equipment</b>					
66018140000B	PERMANENT TRANSF INTEREST	0.00	0.00	0.00	60-8140-700-01-20
	<b>700 Non-Capitalized Equipment</b>	<b>0.00</b>	<b>0.00</b>	<b>0.00</b>	Object
	<b>8140 Prmt Transf Of Interest</b>	<b>0.00</b>	<b>0.00</b>	<b>0.00</b>	** Function
<b>Prmnt Trnf From S&amp;C</b>					
<b>Non-Capitalized Equipment</b>					
66018150700B	PERMANENT TRANSFER TO B/INT(ES)	0.00	0.00	0.00	60-8150-700-01-20
	<b>700 Non-Capitalized Equipment</b>	<b>0.00</b>	<b>0.00</b>	<b>0.00</b>	Object
	<b>8150 Prmnt Trnf From S&amp;C</b>	<b>0.00</b>	<b>0.00</b>	<b>0.00</b>	** Function
	<b>01 OTHER</b>	<b>1,600,900.00</b>	<b>1,124,862.57</b>	<b>1,281,100.00</b>	* Department
<b>SUPERINTENDENT AND ADMIN</b>					
<b>Financial Acct Services</b>					
<b>Other Objects</b>					
66022525690U	ACCOUNTING ADJUSTMENT	0.00	0.00	0.00	60-2525-690-02-10
	<b>600 Other Objects</b>	<b>0.00</b>	<b>0.00</b>	<b>0.00</b>	Object
	<b>2525 Financial Acct Services</b>	<b>0.00</b>	<b>0.00</b>	<b>0.00</b>	** Function
	<b>02 SUPERINTENDENT AND ADMIN</b>	<b>0.00</b>	<b>0.00</b>	<b>0.00</b>	* Department

## LIBRARY

### Function 2540

# Unit Budget FY17 Expenditure Report

Printed: 9/16/2016 9:08 AM  
COLLINSVILLE 10

## Capital Projects 60

Department 28 LIBRARY  
Function 2540 Function 2540  
Object 500 Capital Outlay

Account	Description	UNIT FY17 Budget Expenditure	UNIT FY16 YTD Expenditure	UNIT FY16 Budget Expenditure	State Account Number
<b>Capital Outlay</b>					
66282540530U	Library Remodeling done	0.00	0.00	0.00	60-2540-530-28-10
	500 Capital Outlay	0.00	0.00	0.00	Object
	2540 Function 2540	0.00	0.00	0.00	** Function
	28 LIBRARY	0.00	0.00	0.00	* Department
<b>TECHNOLOGY/COMPUTER</b>					
<b>Function 5000</b>					
<b>Capital Outlay</b>					
66935000500U	DELL LEASE use Fund 30	0.00	0.00	0.00	60-5000-500-93-10
	500 Capital Outlay	0.00	0.00	0.00	Object
	5000 Function 5000	0.00	0.00	0.00	** Function
	93 TECHNOLOGY/COMPUTER	0.00	0.00	0.00	* Department
	60 Capital Projects	<u>1,600,900.00</u>	<u>1,124,862.57</u>	<u>1,281,100.00</u>	Fund

# Unit Budget FY17 Expenditure Report

Printed: 9/16/2016 9:08 AM  
COLLINSVILLE 10

Tort Fund 80						
Account	Description	UNIT FY17 Budget Expenditure	UNIT FY16 YTD Expenditure	UNIT FY16 Budget Expenditure	State Account Number	
<b>OTHER</b>						
<b>Function 2310</b>						
<b>Salaries</b>						
86012310120U	Substitutes for OSHA training	0.00	0.00	0.00	80-2310-120-01-10	
100	<b>Salaries</b>	0.00	0.00	0.00	Object	
<b>Employee Benefits</b>						
86012365222U	Safety Personnel (1 +1/2) f 2367	7,770.00	7,753.19	7,770.00	80-2310-222-01-10	
200	<b>Employee Benefits</b>	7,770.00	7,753.19	7,770.00	Object	
<b>Purchased Services</b>						
86012310392U	Police Officer Service	0.00	0.00	0.00	80-2310-390-01-10	
86012310391U	Risk/Crisis Management f 2367	5,000.00	0.00	5,000.00	80-2310-391-01-10	
300	<b>Purchased Services</b>	5,000.00	0.00	5,000.00	Object	
2310	<b>Function 2310</b>	12,770.00	7,753.19	12,770.00	** Function	
<b>Unemployment Ins Payments</b>						
<b>Purchased Services</b>						
86012310385B	UNEMPLOYMENT COMP	60,000.00	20,983.88	50,000.00	80-2363-385-01-20	
300	<b>Purchased Services</b>	60,000.00	20,983.88	50,000.00	Object	
2363	<b>Unemployment Ins Payments</b>	60,000.00	20,983.88	50,000.00	** Function	
<b>Insurance Payments</b>						
<b>Purchased Services</b>						
86012310388B	MISS VIC PKG COVERAGE	1,300,000.00	1,068,140.00	1,070,000.00	80-2364-388-01-20	
300	<b>Purchased Services</b>	1,300,000.00	1,068,140.00	1,070,000.00	Object	
2364	<b>Insurance Payments</b>	1,300,000.00	1,068,140.00	1,070,000.00	** Function	
<b>Risk Mgmt &amp; Claims Svc Pymt</b>						
<b>Salaries</b>						
86012365115U	Safety Personnel (1 )	450,000.00	36,888.86	365,000.00	80-2365-115-01-10	
100	<b>Salaries</b>	450,000.00	36,888.86	365,000.00	Object	
<b>Employee Benefits</b>						
86012365221U	Safety Personnel (1 +1/2) (L)	15.00	15.15	15.00	80-2365-221-01-10	
8023652220110	Safety Personnel (1 ) (DS)	150,000.00	0.00	0.00	80-2365-222-01-10	
200	<b>Employee Benefits</b>	150,015.00	15.15	15.00	Object	
<b>Purchased Services</b>						

# Unit Budget FY17 Expenditure Report

Printed: 9/16/2016 9:08 AM  
COLLINSVILLE 10

Tort Fund 80						
Account	Description	UNIT FY17 Budget Expenditure	UNIT FY16 YTD Expenditure	UNIT FY16 Budget Expenditure	State Account Number	
86012310390U	MISC TORT	350,000.00	252,149.01	270,000.00	80-2365-390-01-10	
	300 Purchased Services	350,000.00	252,149.01	270,000.00	Object	
	2365 Risk Mgmt & Claims Svc Pymt	950,015.00	289,053.02	635,015.00	** Function	
<b>Legal Service</b>						
<b>Purchased Services</b>						
86012310318B	LEGAL EXPENSES LAW (TORT)	6,100.00	0.00	6,100.00	80-2369-318-01-20	
	300 Purchased Services	6,100.00	0.00	6,100.00	Object	
	2369 Legal Service	6,100.00	0.00	6,100.00	** Function	
	01 OTHER	2,328,885.00	1,385,930.09	1,773,885.00	* Department	
<b>TECHNOLOGY/COMPUTER</b>						
<b>Function 2310</b>						
<b>Purchased Services</b>						
86932310390U	Tort Tech Safety f 2367	3,000.00	0.00	3,000.00	80-2310-390-93-10	
	300 Purchased Services	3,000.00	0.00	3,000.00	Object	
	2310 Function 2310	3,000.00	0.00	3,000.00	** Function	
	93 TECHNOLOGY/COMPUTER	3,000.00	0.00	3,000.00	* Department	
	80 Tort Fund	2,331,885.00	1,385,930.09	1,776,885.00	Fund	

# Unit Budget FY17 Expenditure Report

Printed: 9/16/2016 9:08 AM  
COLLINSVILLE 10

## Fire Prevention and Safety Fund 90

Department 02 SUPERINTENDENT AND ADMIN  
Function 2533 Archtre Engineering Serv  
Object 300 Purchased Services

Account	Description	UNIT FY17 Budget Expenditure	UNIT FY16 YTD Expenditure	UNIT FY16 Budget Expenditure	State Account Number
---------	-------------	------------------------------------	------------------------------	------------------------------------	----------------------

### SUPERINTENDENT AND ADMIN

#### Archtre Engineering Serv

##### Purchased Services

96022533311U	L.S. SURVEYS	0.00	0.00	0.00	90-2533-311-02-10
96022533311G	H/L/S HS OCR ARCH/ENG SVCS	0.00	0.00	0.00	90-2533-311-02-22
96022533312U	ARCH/ENG SVCS H/L/S PROJ	0.00	0.00	0.00	90-2533-312-02-10
<b>300</b>	<b>Purchased Services</b>	<b>0.00</b>	<b>0.00</b>	<b>0.00</b>	Object
<b>2533</b>	<b>Archtre Engineering Serv</b>	<b>0.00</b>	<b>0.00</b>	<b>0.00</b>	** Function

#### Bldg Acquistn Cons Impr

##### Purchased Services

960225353231	H/L/S sidewalks and door	60,000.00	0.00	60,000.00	90-2535-323-02-01
960225353232	H/L/S Admin/Annex	0.00	0.00	0.00	90-2535-323-02-02
96022535323U	H/L/S PROJECTS CONTIGENCY	50,000.00	46,489.39	50,000.00	90-2535-323-02-10
96022535323C	H/L/S Caseyville door & jam	32,000.00	0.00	32,000.00	90-2535-323-02-21
96022535323G	H/L/S CHS bathroom fixtures	50,000.00	0.00	50,000.00	90-2535-323-02-22
96022535323J	H/L/S Jefferson hand rails	6,000.00	0.00	6,000.00	90-2535-323-02-24
96022535323K	H/L/S Kreitner library fire doors, lounge	20,000.00	0.00	6,000.00	90-2535-323-02-25
96022535323M	H/L/S Maryville Roof Drains, door	140,000.00	42,240.00	140,000.00	90-2535-323-02-26
96022535323R	H/L/S Renfro waterh, AC, floor	130,000.00	0.00	130,000.00	90-2535-323-02-28
96022535323S	H/L/S Misc	5,000.00	0.00	25,000.00	90-2535-323-02-29
96022535323X	H/L/S Webster foors	50,000.00	0.00	50,000.00	90-2535-323-02-31
96022535323I	H/L/S DIS floor tile	30,000.00	0.00	30,000.00	90-2535-323-02-33
<b>300</b>	<b>Purchased Services</b>	<b>573,000.00</b>	<b>88,729.39</b>	<b>579,000.00</b>	Object

##### Supplies And Materials

96022535410U	FIRE/SAFETY SUPPLIES	1,000.00	0.00	1,000.00	90-2535-410-02-10
<b>400</b>	<b>Supplies And Materials</b>	<b>1,000.00</b>	<b>0.00</b>	<b>1,000.00</b>	Object
<b>2535</b>	<b>Bldg Acquistn Cons Impr</b>	<b>574,000.00</b>	<b>88,729.39</b>	<b>580,000.00</b>	** Function
<b>02</b>	<b>SUPERINTENDENT AND ADMIN</b>	<b>574,000.00</b>	<b>88,729.39</b>	<b>580,000.00</b>	* Department
<b>90</b>	<b>Fire Prevention and Safety Fund</b>	<b>574,000.00</b>	<b>88,729.39</b>	<b>580,000.00</b>	Fund

#### Report Total:

<b>70,948,377.18</b>	<b>66,509,353.12</b>	<b>70,042,195.60</b>
----------------------	----------------------	----------------------

**ILLINOIS STATE BOARD OF EDUCATION**  
School Business Services Division

**Accounting Basis:**

Cash  
 Accrual

**SCHOOL DISTRICT BUDGET FORM \***  
**July 1, 2016 - June 30, 2017**

Unbalanced budget, however, a deficit reduction plan is not required at this time.

**Date of Amended Budget:** \_\_\_\_\_  
(MM/DD/YY)

**District Name:** \_\_\_\_\_ Collinsville CUSD# 10  
**District RCDT No:** \_\_\_\_\_ 41-057-0100-26

**If your FY16 AFR states that you need to do a deficit reduction plan and your FY17 budget is balanced please state the measures you took to have your budget become balanced. (Bckgrnd-Assumpt 25-26)**

Budget of \_\_\_\_\_ Collinsville CUSD# 10 \_\_\_\_\_, County of \_\_\_\_\_,  
State of Illinois, for the Fiscal Year beginning \_\_\_\_\_ July 1, 2016 \_\_\_\_\_ and ending \_\_\_\_\_ June 30, 2017 \_\_\_\_\_.

WHEREAS the Board of Education of \_\_\_\_\_ Collinsville CUSD# 10 \_\_\_\_\_,  
County of \_\_\_\_\_, State of Illinois, caused to be prepared in tentative form a budget, and the Secretary  
of this Board has made the same conveniently available to public inspection for at least thirty days prior to final action thereon;

AND WHEREAS a public hearing was held as to such budget on the \_\_\_\_\_ 19th \_\_\_\_\_ day of \_\_\_\_\_ September \_\_\_\_\_, 20 \_\_\_\_\_ 16 \_\_\_\_\_,  
notice of said hearing was given at least thirty days prior thereto as required by law, and all other legal requirements have been complied with;

NOW, THEREFORE, Be it resolved by the Board of Education of said district as follows:  
Section 1: That the fiscal year of this school district be and the same hereby is fixed and declared to be

beginning \_\_\_\_\_ July 1, 2016 \_\_\_\_\_ and ending \_\_\_\_\_ June 30, 2017 \_\_\_\_\_.

Section 2: That the following budget containing an estimate of amounts available in each Fund, separately, and expenditures from each be and the same is hereby adopted as the budget of this school district for said fiscal year.

**ADOPTION OF BUDGET**

The budget shall be approved and signed below by members of the School Board. Adopted this \_\_\_\_\_ 19th \_\_\_\_\_  
day of \_\_\_\_\_ September \_\_\_\_\_, 20 \_\_\_\_\_ 16 \_\_\_\_\_ by a roll call vote of \_\_\_\_\_ Yeas, and \_\_\_\_\_ Nays, to wit:

** MEMBERS VOTING YEA:	** MEMBERS VOTING NAY:

\* Based on the 23 Illinois Administrative Code-Part 100 and inconformity with Section 17-1 of the School Code.  
\*\* Type in the members who voted "YEA" nor "NAY". Actual school board member signatures are not required for electronic submission.

- (1) A certified copy of this document must be filed with the county clerk within 30 days of adoption as required by Section 18-50 of the Property Tax Code (35 ILCS 200/18-50).
- (2) Districts are required to submit the adopted/amended budget electronically to ISBE within 30 days of adoption or by October 30, whichever comes first. Budgets are submitted to: <https://sec1.isbe.net/attachmgr/default.aspx> The electronic version does not require member signatures.

	A	B	C	D	E	F	G	H	I	J	K	L
1	<i>Begin entering data on EstRev 5-10 and EstExp 11-17 tabs.</i>		(10)	(20)	(30)	(40)	(50)	(60)	(70)	(80)	(90)	
2	Description (Enter Whole Numbers Only)	Acct #	Educational	Operations & Maintenance	Debt Service	Transportation	Municipal Retirement/ Social Security	Capital Projects	Working Cash	Tort	Fire Prevention & Safety	
3	ESTIMATED BEGINNING FUND BALANCE July 1, 2016 <sup>1</sup>		2,410,536	4,132,208	324,329	783,900	1,072,847	100,579	5,825,163	1,809,691	1,156,676	
4	<b>RECEIPTS/REVENUES</b>											
5	LOCAL SOURCES	1000	20,605,648	3,987,075	3,423,743	1,449,309	2,067,644	400	371,338	2,518,029	350,028	
6	FLOW-THROUGH RECEIPTS/REVENUES FROM ONE DISTRICT TO ANOTHER DISTRICT	2000	85,000	0		0	0					
7	STATE SOURCES	3000	22,472,420	0	0	1,940,947	0	0	0	0	0	
8	FEDERAL SOURCES	4000	5,295,740	0	0	0	0	0	0	0	0	
9	Total Direct Receipts/Revenues <sup>8</sup>		48,458,808	3,987,075	3,423,743	3,390,256	2,067,644	400	371,338	2,518,029	350,028	
10	Receipts/Revenues for "On Behalf" Payments <sup>2</sup>	3998										
11	Total Receipts/Revenues		48,458,808	3,987,075	3,423,743	3,390,256	2,067,644	400	371,338	2,518,029	350,028	
12	<b>DISBURSEMENTS/EXPENDITURES</b>											
13	INSTRUCTION	1000	33,641,289				906,140					
14	SUPPORT SERVICES	2000	15,809,463	3,332,811		4,291,462	1,176,291	1,600,900		2,331,885	574,000	
15	COMMUNITY SERVICES	3000	226,359	0		0	59,947					
16	PAYMENTS TO OTHER DISTRICTS & GOVT UNITS	4000	1,541,650	36,000	0	20,000	0	0			0	
17	DEBT SERVICES	5000	0	0	3,670,180	0	0			0	0	
18	PROVISION FOR CONTINGENCIES	6000	0	0	0	0	0	0		0	0	
19	Total Direct Disbursements/Expenditures <sup>9</sup>		51,218,761	3,368,811	3,670,180	4,311,462	2,142,378	1,600,900		2,331,885	574,000	
20	Disbursements/Expenditures for "On Behalf" Payments <sup>2</sup>	4180	0	0	0	0	0	0		0	0	
21	Total Disbursements/Expenditures		51,218,761	3,368,811	3,670,180	4,311,462	2,142,378	1,600,900		2,331,885	574,000	
22	Excess of Direct Receipts/Revenues Over (Under) Direct Disbursements/Expenditures		(2,759,953)	618,264	(246,437)	(921,206)	(74,734)	(1,600,500)	371,338	186,144	(223,972)	
23	<b>OTHER SOURCES/USES OF FUNDS</b>											
24	<b>OTHER SOURCES OF FUNDS (7000)</b>											
25	<b>PERMANENT TRANSFER FROM VARIOUS FUNDS</b>											
26	Abolishment the Working Cash Fund <sup>16</sup>	7110										
27	Abatement of the Working Cash Fund <sup>16</sup>	7110										
28	Transfer of Working Cash Fund Interest	7120										
29	Transfer Among Funds	7130										
30	Transfer of Interest	7140										
31	Transfer from Capital Projects Fund to O&M Fund	7150		0								
32	Transfer of Excess Fire Prev & Safety Tax & Interest <sup>3</sup> Proceeds to O&M Fund	7160		0								
33	Transfer of Excess Accumulated Fire Prev & Safety Bond and Int <sup>3a</sup> Proceeds to Debt Service Fund	7170			0							
34	<b>SALE OF BONDS (7200)</b>											
35	Principal on Bonds Sold <sup>4</sup>	7210										
36	Premium on Bonds Sold	7220										
37	Accrued Interest on Bonds Sold	7230										
38	Sale or Compensation for Fixed Assets <sup>5</sup>	7300										
39	Transfer to Debt Service to Pay Principal on Capital Leases	7400			0							
40	Transfer to Debt Service Fund to Pay Interest on Capital Leases	7500			230,000							
41	Transfer to Debt Service Fund to Pay Principal on Revenue Bonds	7600			0							
42	Transfer to Debt Service Fund to Pay Interest on Revenue Bonds	7700			0							
43	Transfer to Capital Projects Fund	7800						1,500,000				
44	ISBE Loan Proceeds	7900										
45	Other Sources Not Classified Elsewhere	7990										
46	Total Other Sources of Funds <sup>8</sup>		0	0	230,000	0	0	1,500,000	0	0	0	

	A	B	C	D	E	F	G	H	I	J	K	L
1	<i>Begin entering data on EstRev 5-10 and EstExp 11-17 tabs.</i>		(10)	(20)	(30)	(40)	(50)	(60)	(70)	(80)	(90)	
2	Description (Enter Whole Numbers Only)	Acct #	Educational	Operations & Maintenance	Debt Service	Transportation	Municipal Retirement/ Social Security	Capital Projects	Working Cash	Tort	Fire Prevention & Safety	
47	<b>OTHER USES OF FUNDS (8000)</b>											
49	<b>TRANSFER TO VARIOUS OTHER FUNDS (8100)</b>											
50	Abolishment or Abatement of the Working Cash Fund <sup>16</sup>	8110							0			
51	Transfer of Working Cash Fund Interest	8120							0			
52	Transfer Among Funds	8130										
53	Transfer of Interest <sup>6</sup>	8140										
54	Transfer from Capital Projects Fund to O&M Fund	8150										
55	Transfer of Excess Fire Prev & Safety Tax & Interest <sup>3</sup> Proceeds to O&M Fund	8160										
56	Transfer of Excess Accumulated Fire Prev & Safety Bond <sup>3a</sup> and Int Proceeds to Debt Service Fund	8170										
57	Taxes Pledged to Pay Principal on Capital Leases	8410										
58	Grants/Reimbursements Pledged to Pay Principal on Capital Leases	8420										
59	Other Revenues Pledged to Pay Principal on Capital Leases	8430										
60	Fund Balance Transfers Pledged to Pay Principal on Capital Leases	8440										
61	Taxes Pledged to Pay Interest on Capital Leases	8510										
62	Grants/Reimbursements Pledged to Pay Interest on Capital Leases	8520										
63	Other Revenues Pledged to Pay Interest on Capital Leases	8530		230,000								
64	Fund Balance Transfers Pledged to Pay Interest on Capital Leases	8540										
65	Taxes Pledged to Pay Principal on Revenue Bonds	8610										
66	Grants/Reimbursements Pledged to Pay Principal on Revenue Bonds	8620										
67	Other Revenues Pledged to Pay Principal on Revenue Bonds	8630										
68	Fund Balance Transfers Pledged to Pay Principal on Revenue Bonds	8640										
69	Taxes Pledged to Pay Interest on Revenue Bonds	8710										
70	Grants/Reimbursements Pledged to Pay Interest on Revenue Bonds	8720										
71	Other Revenues Pledged to Pay Interest on Revenue Bonds	8730										
72	Fund Balance Transfers Pledged to Pay Interest on Revenue Bonds	8740										
73	Taxes Transferred to Pay for Capital Projects	8810										
74	Grants/Reimbursements Pledged to Pay for Capital Projects	8820										
75	Other Revenues Pledged to Pay for Capital Projects	8830		1,500,000								
76	Fund Balance Transfers Pledged to Pay for Capital Projects	8840										
77	Transfer to Debt Service Fund to Pay Principal on ISBE Loans	8910										
78	Other Uses Not Classified Elsewhere	8990										
79	<b>Total Other Uses of Funds <sup>9</sup></b>		0	1,730,000	0	0	0	0	0	0	0	0
80	<b>Total Other Sources/Uses of Fund</b>		0	(1,730,000)	230,000	0	0	1,500,000	0	0	0	0
81	<b>ESTIMATED ENDING FUND BALANCE June 30, 2017</b>		(349,417)	3,020,472	307,892	(137,306)	998,113	79	6,196,501	1,995,835	932,704	

82	<b>SUMMARY OF EXPENDITURES (by Major Object)</b>											
83			(10)	(20)	(30)	(40)	(50)	(60)	(70)	(80)	(90)	
84	Description	Acct #	Educational	Operations & Maintenance	Debt Service	Transportation	Municipal Retirement/ Social Security	Capital Projects	Working Cash	Tort	Fire Prevention & Safety	Total By Object
85	<b>Object Name</b>											
87	Salaries	100	37,488,740	438,800		0		0		462,770	0	38,390,310
88	Employee Benefits	200	6,577,060	59,401		0	2,142,378	0		150,015	0	8,928,854
89	Purchased Services	300	3,603,878	927,010	0	4,291,462		0		1,719,100	573,000	11,114,450
90	Supplies & Materials	400	1,387,935	1,640,500		0		0		0	1,000	3,029,435
91	Capital Outlay	500	431,300	200,100		0		1,600,900		0	0	2,232,300
92	Other Objects	600	1,623,369	36,000	3,670,180	20,000	0	0		0	0	5,349,549
93	Non-Capitalized Equipment	700	56,479	67,000		0		0		0	0	123,479
94	Termination Benefits	800	50,000	0		0						50,000
95	<b>Total Expenditures</b>		51,218,761	3,368,811	3,670,180	4,311,462	2,142,378	1,600,900		2,331,885	574,000	69,218,377

## SUMMARY OF CASH TRANSACTIONS

1	A	B	C	D	E	F	G	H	I	J	K
2	Description (Enter Whole Numbers Only)	Acct #	(10) Educational	(20) Operations & Maintenance	(30) Debt Service	(40) Transportation	(50) Municipal Retirement/ Social Security	(60) Capital Projects	(70) Working Cash	(80) Tort	(90) Fire Prevention & Safety
3	BEGINNING CASH BALANCE ON HAND July 1, 2016 <sup>7</sup>		2,789,064	4,130,098	324,329	783,900	1,072,807	100,578	5,825,163	1,809,673	1,156,676
4	Total Direct Receipts & Other Sources <sup>8</sup>		48,458,808	3,987,075	3,653,743	3,390,256	2,067,644	1,500,400	371,338	2,518,029	350,028
5	OTHER RECEIPTS										
6	Interfund Loans Payable (Loans from Other Funds)	411									
7	Interfund Loans Receivable (Repayment of Loans)	141									
8	Notes and Warrants Payable	433									
9	Other Current Assets	199									
10	Total Other Receipts		0	0	0	0	0	0	0	0	0
11	Total Direct Receipts, Other Sources, & Other Receipts		48,458,808	3,987,075	3,653,743	3,390,256	2,067,644	1,500,400	371,338	2,518,029	350,028
12	Total Amount Available		51,247,872	8,117,173	3,978,072	4,174,156	3,140,451	1,600,978	6,196,501	4,327,702	1,506,704
13	Total Direct Disbursements & Other Uses <sup>9</sup>		51,218,761	5,098,811	3,670,180	4,311,462	2,142,378	1,600,900	0	2,331,885	574,000
14	OTHER DISBURSEMENTS										
15	Interfund Loans Receivable (Loans to Other Funds) <sup>10</sup>	141		200,000		(200,000)					
16	Interfund Loans Payable (Repayment of Loans)	411									
17	Notes and Warrants Payable	433									
18	Other Current Liabilities	499									
19	Total Other Disbursements		0	200,000	0	(200,000)	0	0	0	0	0
20	Total Direct Disbursements, Other Uses, & Other Disbursements		51,218,761	5,298,811	3,670,180	4,111,462	2,142,378	1,600,900	0	2,331,885	574,000
21	ENDING CASH BALANCE ON HAND June 30, 2017 <sup>7</sup>		29,111	2,818,362	307,892	62,694	998,073	78	6,196,501	1,995,817	932,704

ESTIMATED RECEIPTS/REVENUES

	A	B	C	D	E	F	G	H	I	J	K
1			(10)	(20)	(30)	(40)	(50)	(60)	(70)	(80)	(90)
2	Description (Enter Whole Numbers Only)	Acct #	Educational	Operations & Maintenance	Debt Service	Transportation	Municipal Retirement/ Social Security	Capital Projects	Working Cash	Tort	Fire Prevention & Safety
3	<b>RECEIPTS/REVENUES FROM LOCAL SOURCES (1000)</b>										
4	<b>AD VALOREM TAXES LEVIED BY LOCAL EDUCATION AGENCY</b>	<b>1100</b>									
5	Designated Purposes Levies <sup>11</sup>	-	17,785,705	3,493,275	3,422,443	1,396,309	1,000,872	0	348,338	2,515,629	348,328
6	Leasing Purposes Levy <sup>12</sup>	1130	0	347,000							
7	Special Education Purposes Levy	1140	279,463	0		0	0	0			
8	FICA and Medicare Only Levies	1150					1,000,872				
9	Area Vocational Construction Purposes Levy	1160		0	0			0			
10	Summer School Purposes Levy	1170	0								
11	Other Tax Levies (Describe & Itemize)	1190	0	0	0	0	0	0	0	0	0
12	<b>Total Ad Valorem Taxes Levied by District</b>		<b>18,065,168</b>	<b>3,840,275</b>	<b>3,422,443</b>	<b>1,396,309</b>	<b>2,001,744</b>	<b>0</b>	<b>348,338</b>	<b>2,515,629</b>	<b>348,328</b>
13	<b>PAYMENTS IN LIEU OF TAXES</b>	<b>1200</b>									
14	Mobile Home Privilege Tax	1210	5,000	0	0	0	0	0	0	0	0
15	Payments from Local Housing Authority	1220	0	0	0	0	0	0	0	0	0
16	Corporate Personal Property Replacement Taxes <sup>13</sup>	1230	710,000	140,000	0	50,000	64,000	0	15,000	0	0
17	Other Payments in Lieu of Taxes (Describe & Itemize)	1290	0	0	0	0	0	0	0	0	0
18	<b>Total Payments in Lieu of Taxes</b>		<b>715,000</b>	<b>140,000</b>	<b>0</b>	<b>50,000</b>	<b>64,000</b>	<b>0</b>	<b>15,000</b>	<b>0</b>	<b>0</b>
19	<b>TUITION</b>	<b>1300</b>									
20	Regular Tuition from Pupils or Parents (In State)	1311	0								
21	Regular Tuition from Other Districts (In State)	1312	0								
22	Regular Tuition from Other Sources (In State)	1313	0								
23	Regular Tuition from Other Sources (Out of State)	1314	0								
24	Summer School Tuition from Pupils or Parents (In State)	1321	25,000								
25	Summer School Tuition from Other Districts (In State)	1322	0								
26	Summer School Tuition from Other Sources (In State)	1323	0								
27	Summer School Tuition from Other Sources (Out of State)	1324	0								
28	CTE Tuition from Pupils or Parents (In State)	1331	0								
29	CTE Tuition from Other Districts (In State)	1332	0								
30	CTE Tuition from Other Sources (In State)	1333	0								
31	CTE Tuition from Other Sources (Out of State)	1334	0								
32	Special Education Tuition from Pupils or Parents (In State)	1341	0								
33	Special Education Tuition from Other Districts (In State)	1342	0								
34	Special Education Tuition from Other Sources (In State)	1343	0								
35	Special Education Tuition from Other Sources (Out of State)	1344	0								
36	Adult Tuition from Pupils or Parents (In State)	1351	0								
37	Adult Tuition from Other Districts (In State)	1352	0								
38	Adult Tuition from Other Sources (In State)	1353	0								
39	Adult Tuition from Other Sources (Out of State)	1354	0								
40	<b>Total Tuition</b>		<b>25,000</b>								
41	<b>TRANSPORTATION FEES</b>	<b>1400</b>									
42	Regular Transportation Fees from Pupils or Parents (In State)	1411				0					
43	Regular Transportation Fees from Other Districts (In State)	1412				0					
44	Regular Transportation Fees from Other Sources (In State)	1413				1,000					
45	Regular Transportation Fees from Co-curricular Activities (In State)	1415				0					
46	Regular Transportation Fees from Other Sources (Out of State)	1416				0					
47	Summer School Transportation Fees from Pupils or Parents (In State)	1421				0					
48	Summer School Transportation Fees from Other Districts (In State)	1422				0					
49	Summer School Transportation Fees from Other Sources (In State)	1423				0					
50	Summer School Transportation Fees from Other Sources (Out of State)	1424				0					
51	CTE Transportation Fees from Pupils or Parents (In State)	1431				0					
52	CTE Transportation Fees from Other Districts (In State)	1432				0					
53	CTE Transportation Fees from Other Sources (In State)	1433				0					
54	CTE Transportation Fees from Other Sources (Out of State)	1434				0					

ESTIMATED RECEIPTS/REVENUES

1	A	B	C	D	E	F	G	H	I	J	K
2	Description (Enter Whole Numbers Only)	Acct #	(10) Educational	(20) Operations & Maintenance	(30) Debt Service	(40) Transportation	(50) Municipal Retirement/ Social Security	(60) Capital Projects	(70) Working Cash	(80) Tort	(90) Fire Prevention & Safety
55	Special Education Transportation Fees from Pupils or Parents (In State)	1441				0					
56	Special Education Transportation Fees from Other Districts (In State)	1442				0					
57	Special Education Transportation Fees from Other Sources (In State)	1443				0					
58	Special Education Transportation Fees from Other Sources (Out of State)	1444				0					
59	Adult Transportation Fees from Pupils or Parents (In State)	1451				0					
60	Adult Transportation Fees from Other Districts (In State)	1452				0					
61	Adult Transportation Fees from Other Sources (In State)	1453				0					
62	Adult Transportation Fees from Other Sources (Out of State)	1454				0					
63	<b>Total Transportation Fees</b>					<b>1,000</b>					
64	<b>EARNINGS ON INVESTMENTS</b>	<b>1500</b>									
65	Interest on Investments	1510	7,100	6,700	1,300	2,000	1,900	400	8,000	2,400	1,700
66	Gain or Loss on Sale of Investments	1520	0	0	0	0	0	0	0	0	0
67	<b>Total Earnings on Investments</b>		<b>7,100</b>	<b>6,700</b>	<b>1,300</b>	<b>2,000</b>	<b>1,900</b>	<b>400</b>	<b>8,000</b>	<b>2,400</b>	<b>1,700</b>
68	<b>FOOD SERVICE</b>	<b>1600</b>									
69	Sales to Pupils - Lunch	1611	365,000								
70	Sales to Pupils - Breakfast	1612	0								
71	Sales to Pupils - A la Carte	1613	275,000								
72	Sales to Pupils - Other (Describe & Itemize)	1614	0								
73	Sales to Adults	1620	7,000								
74	Other Food Service (Describe & Itemize)	1690	0								
75	<b>Total Food Service</b>		<b>647,000</b>								
76	<b>DISTRICT/SCHOOL ACTIVITY INCOME</b>	<b>1700</b>									
77	Admissions - Athletic	1711	98,800	0							
78	Admissions - Other	1719	0	0							
79	Fees	1720	25,980	0							
80	Book Store Sales	1730	0	0							
81	Other District/School Activity Revenue (Describe & Itemize)	1790	3,000	0							
82	<b>Total District/School Activity Income</b>		<b>127,780</b>	<b>0</b>							
83	<b>TEXTBOOK INCOME</b>	<b>1800</b>									
84	Rentals - Regular Textbooks	1811	252,200								
85	Rentals - Summer School Textbooks	1812	0								
86	Rentals - Adult/Continuing Education Textbooks	1813	0								
87	Rentals - Other (Describe)	1819	0								
88	Sales - Regular Textbooks	1821	0								
89	Sales - Summer School Textbooks	1822	0								
90	Sales - Adult/Continuing Education Textbooks	1823	0								
91	Sales - Other (Describe & Itemize)	1829	0								
92	Other (Describe & Itemize)	1890	100								
93	<b>Total Textbooks</b>		<b>252,300</b>								
94	<b>OTHER REVENUE FROM LOCAL SOURCES</b>	<b>1900</b>									
95	Rentals	1910	14,000	0							
96	Contributions and Donations from Private Sources	1920	0	0	0	0	0	0	0	0	0
97	Impact Fees from Municipal or County Governments	1930	0	0	0	0	0	0	0	0	0
98	Services Provided Other Districts	1940	0	0		0					
99	Refund of Prior Years' Expenditures	1950	0	0	0	0	0	0		0	0
100	Payments of Surplus Moneys from TIF Districts	1960	701,300	0	0	0	0	0	0	0	0
101	Drivers' Education Fees	1970	37,000								
102	Proceeds from Vendors' Contracts	1980	0	0	0	0	0	0	0	0	0
103	School Facility Occupation Tax Proceeds	1983	0	0	0	0	0	0	0	0	0
104	Payment from Other Districts	1991	0	0	0	0	0	0			

ESTIMATED RECEIPTS/REVENUES

1	A	B	C	D	E	F	G	H	I	J	K
2	Description (Enter Whole Numbers Only)	Acct #	(10) Educational	(20) Operations & Maintenance	(30) Debt Service	(40) Transportation	(50) Municipal Retirement/ Social Security	(60) Capital Projects	(70) Working Cash	(80) Tort	(90) Fire Prevention & Safety
105	Sale of Vocational Projects	1992	0								
106	Other Local Fees (Describe & Itemize)	1993	0	0	0	0	0	0		0	0
107	Other Local Revenues (Describe & Itemize)	1999	14,000	100	0	0	0	0	0	0	0
108	<b>Total Other Revenue from Local Sources</b>		<b>766,300</b>	<b>100</b>	<b>0</b>	<b>0</b>	<b>0</b>	<b>0</b>	<b>0</b>	<b>0</b>	<b>0</b>
109	<b>Total Receipts/Revenues from Local Sources</b>	<b>1000</b>	<b>20,605,648</b>	<b>3,987,075</b>	<b>3,423,743</b>	<b>1,449,309</b>	<b>2,067,644</b>	<b>400</b>	<b>371,338</b>	<b>2,518,029</b>	<b>350,028</b>
110	<b>FLOW-THROUGH RECEIPTS/REVENUES FROM ONE DISTRICT TO ANOTHER DISTRICT (2000)</b>										
111	Flow-Through Revenue from State Sources	2100	85,000	0		0	0				
112	Flow-Through Revenue from Federal Sources	2200	0	0		0	0				
113	Other Flow-Through Revenue (Describe & Itemize)	2300	0	0		0	0				
114	<b>Total Flow-Through Receipts/Revenues From One District to Another District</b>	<b>2000</b>	<b>85,000</b>	<b>0</b>		<b>0</b>	<b>0</b>				
115	<b>RECEIPTS/REVENUES FROM STATE SOURCES (3000)</b>										
116	<b>UNRESTRICTED GRANTS-IN-AID (3001-3099)</b>										
117	General State Aid (Section 18-8.05)	3001	19,099,000	0	0	0	0	0		0	0
118	General State Aid Hold Harmless/Supplemental	3002	0	0	0	0	0	0		0	0
119	Reorganization Incentives (Accounts 3005-3021)	3005	0	0	0	0	0	0		0	0
120	Other Unrestricted Grants-In-Aid From State Sources (Describe & Itemize)	3099	0	0	0	0	0	0		0	0
121	<b>Total Unrestricted Grants-In-Aid</b>		<b>19,099,000</b>	<b>0</b>	<b>0</b>	<b>0</b>	<b>0</b>	<b>0</b>		<b>0</b>	<b>0</b>
122	<b>RESTRICTED GRANTS-IN-AID (3100-3900)</b>										
123	<b>SPECIAL EDUCATION</b>										
124	Special Education - Private Facility Tuition	3100	350,000			0					
125	Special Education - Funding for Children Requiring Sp Ed Services	3105	870,000			0					
126	Special Education - Personnel	3110	1,350,000	0		0					
127	Special Education - Orphanage - Individual	3120	40,000			0					
128	Special Education - Orphanage - Summer Individual	3130	0			0					
129	Special Education - Summer School	3145	35,000			0					
130	Special Education - Other (Describe & Itemize)	3199	0	0		0				0	0
131	<b>Total Special Education</b>		<b>2,645,000</b>	<b>0</b>		<b>0</b>					
132	<b>CAREER AND TECHNICAL EDUCATION (CTE)</b>										
133	CTE - Technical Education - Tech Prep	3200	0	0			0				
134	CTE - Secondary Program Improvement (CTEI)	3220	0	0			0				
135	CTE - WECEP	3225	0	0			0				
136	CTE - Agriculture Education	3235	0	0			0				
137	CTE - Instructor Practicum	3240	0	0			0				
138	CTE - Student Organizations	3270	0	0			0				
139	CTE - Other (Describe & Itemize)	3299	0	0			0				
140	<b>Total Career and Technical Education</b>		<b>0</b>	<b>0</b>			<b>0</b>				
141	<b>BILINGUAL EDUCATION</b>										
142	Bilingual Education - Downstate - TPI and TBE	3305	78,419				0				
143	Bilingual Education - Downstate - Transitional Bilingual Education	3310	0				0				
144	<b>Total Bilingual Education</b>		<b>78,419</b>				<b>0</b>				
145	State Free Lunch & Breakfast	3360	17,000								
146	School Breakfast Initiative	3365	0	0			0				
147	Driver Education	3370	70,000	0							
148	Adult Education (from ICCB)	3410	0	0	0	0	0	0	0	0	0
149	Adult Education - Other (Describe & Itemize)	3499	0	0	0	0	0	0	0	0	0
150	<b>TRANSPORTATION</b>										
151	Transportation - Regular and Vocational	3500	0	0		803,189	0				
152	Transportation - Special Education	3510	0	0		1,137,758	0				
153	Transportation - Other (Describe & Itemize)	3599	0	0		0	0				

1	A	B	C	D	E	F	G	H	I	J	K
2	Description (Enter Whole Numbers Only)	Acct #	(10) Educational	(20) Operations & Maintenance	(30) Debt Service	(40) Transportation	(50) Municipal Retirement/ Social Security	(60) Capital Projects	(70) Working Cash	(80) Tort	(90) Fire Prevention & Safety
154	<b>Total Transportation</b>		0	0		1,940,947	0				
155	Learning Improvement - Change Grants	3610	0								
156	Scientific Literacy	3660	0	0		0	0				
157	Truant Alternative/Optional Education	3695	0			0	0				
158	Early Childhood - Block Grant	3705	560,501	0		0	0				
159	Reading Improvement Block Grant	3715	0			0	0				
160	Reading Improvement Block Grant - Reading Recovery	3720	0			0	0				
161	Continued Reading Improvement Block Grant	3725	0			0	0				
162	Continued Reading Improvement Block Grant (2% Set Aside)	3726	0			0	0				
163	Chicago General Education Block Grant	3766	0	0		0	0				
164	Chicago Educational Services Block Grant	3767	0	0		0	0				
165	School Safety & Educational Improvement Block Grant	3775	0	0	0	0	0	0			0
166	Technology - Technology for Success	3780	2,500	0	0	0	0	0			0
167	State Charter Schools	3815	0			0					
168	Extended Learning Opportunities - Summer Bridges	3825	0			0					
169	Infrastructure Improvements - Planning/Construction	3920		0				0			
170	School Infrastructure - Maintenance Projects	3925		0							0
171	Other Restricted Revenue from State Sources (Describe & Itemize)	3999	0	0	0	0	0	0	0	0	0
172	<b>Total Restricted Grants-In-Aid</b>		3,373,420	0	0	1,940,947	0	0	0	0	0
173	<b>Total Receipts/Revenues from State Sources</b>	<b>3000</b>	<b>22,472,420</b>	<b>0</b>	<b>0</b>	<b>1,940,947</b>	<b>0</b>	<b>0</b>	<b>0</b>	<b>0</b>	<b>0</b>
174	<b>RECEIPTS/REVENUES FROM FEDERAL SOURCES (4000)</b>										
175	<b>UNRESTRICTED GRANTS-IN-AID RECEIVED DIRECTLY</b>										
176	Federal Impact Aid	4001	0	0	0	0	0	0	0	0	0
177	Other Unrestricted Grants-In-Aid Received Directly from the Federal Govt. (Describe & Itemize)	4009	0	0	0	0	0	0	0	0	0
178	<b>Total Unrestricted Grants-In-Aid Received Directly from Fed Govt</b>		<b>0</b>	<b>0</b>	<b>0</b>	<b>0</b>	<b>0</b>	<b>0</b>	<b>0</b>	<b>0</b>	<b>0</b>
179	<b>RESTRICTED GRANTS-IN-AID RECEIVED DIRECTLY FROM FEDERAL</b>										
180	Head Start	4045	0								
181	Construction (Impact Aid)	4050	0	0				0			
182	MAGNET	4060	0	0		0	0	0			
183	Other Restricted Grants-In-Aid Received Directly from Federal Govt. (Describe & Itemize)	4090	0	0		0	0	0			0
184	<b>Total Restricted Grants-In-Aid Received Directly from Federal Govt.</b>		<b>0</b>	<b>0</b>		<b>0</b>	<b>0</b>	<b>0</b>			<b>0</b>
185	<b>RESTRICTED GRANTS-IN-AID RECEIVED FROM FEDERAL</b>										
186	<b>TITLE VI</b>										
187	Title VI - Innovation and Flexibility Formula	4100	0	0		0	0				
188	Title VI - SEA Projects	4105	0	0		0	0				
189	Title VI - Rural Education Initiative (REI)	4107	0	0		0	0				
190	Title VI - Other (Describe & Itemize)	4199	0	0		0	0				
191	<b>Total Title VI</b>		<b>0</b>	<b>0</b>		<b>0</b>	<b>0</b>				
192	<b>FOOD SERVICE</b>										
193	Breakfast Start-Up Expansion	4200	0				0				
194	National School Lunch Program	4210	1,465,000				0				
195	Special Milk Program	4215	0				0				
196	School Breakfast Program	4220	425,000				0				
197	Summer Food Service Admin/Program	4225	0				0				
198	Child and Adult Care Food Program	4226	0				0				
199	Fresh Fruit and Vegetables	4240	0								
200	Food Service - Other (Describe & Itemize)	4299	0				0				
201	<b>Total Food Service</b>		<b>1,890,000</b>				<b>0</b>				

ESTIMATED RECEIPTS/REVENUES

1	A	B	C	D	E	F	G	H	I	J	K
2	Description (Enter Whole Numbers Only)	Acct #	(10) Educational	(20) Operations & Maintenance	(30) Debt Service	(40) Transportation	(50) Municipal Retirement/ Social Security	(60) Capital Projects	(70) Working Cash	(80) Tort	(90) Fire Prevention & Safety
202	<b>TITLE I</b>										
203	Title I - Low Income	4300	1,521,311	0		0	0				
204	Title I - Low Income - Neglected, Private	4305	0	0		0	0				
205	Title I - Comprehensive School Reform	4332	0	0		0	0				
206	Title I - Reading First	4334	0	0		0	0				
207	Title I - Even Start	4335	0	0		0	0				
208	Title I - Reading First SEA Funds	4337	0	0		0	0				
209	Title I - Migrant Education	4340	0	0		0	0				
210	Title I - Other (Describe & Itemize)	4399	0	0		0	0				
211	<b>Total Title I</b>		1,521,311	0		0	0				
212	<b>TITLE IV</b>										
213	Title IV - Safe & Drug Free Schools - Formula	4400	0	0		0	0				
214	Title IV - 21st Century Comm Learning Centers	4421	0	0		0	0				
215	Title IV - Other (Describe & Itemize)	4499	0	0		0	0				
216	<b>Total Title IV</b>		0	0		0	0				
217	<b>FEDERAL - SPECIAL EDUCATION</b>										
218	Federal Special Education - Preschool Flow-Through	4600	40,620	0		0	0				
219	Federal Special Education - Preschool Discretionary	4605	0	0		0	0				
220	Federal Special Education - IDEA Flow Through	4620	1,160,000	0		0	0				
221	Federal Special Education - IDEA Room & Board	4625	39,465	0		0	0				
222	Federal Special Education - IDEA Discretionary	4630	0	0		0	0				
223	Federal Special Education - IDEA - Other (Describe & Itemize)	4699	0	0		0	0				
224	<b>Total Federal Special Education</b>		1,240,085	0		0	0				
225	<b>CTE - PERKINS</b>										
226	CTE - Perkins-Title III E Tech Prep	4770	0	0			0				
227	CTE - Other (Describe & Itemize)	4799	0	0			0				
228	<b>Total CTE - Perkins</b>		0	0			0				
229	Federal - Adult Education	4810	0	0			0				
230	ARRA - General State Aid - Education Stabilization	4850	0	0	0	0	0	0		0	0
231	ARRA - Title I - Low Income	4851	0	0		0	0				
232	ARRA - Title I - Neglected, Private	4852	0	0	0	0	0	0		0	0
233	ARRA - Title I - Delinquent, Private	4853	0	0	0	0	0	0		0	0
234	ARRA - Title I - School Improvement (Part A)	4854	0	0	0	0	0	0		0	0
235	ARRA - Title I - School Improvement (Section 1003g)	4855	0	0	0	0	0	0		0	0
236	ARRA - IDEA - Part B - Preschool	4856	0	0	0	0	0	0		0	0
237	ARRA - IDEA - Part B - Flow-Through	4857	0	0	0	0	0	0		0	0
238	ARRA - Title IID - Technology - Formula	4860	0	0	0	0	0	0		0	0
239	ARRA - Title IID - Technology - Competitive	4861	0	0	0	0	0	0		0	0
240	ARRA - McKinney - Vento Homeless Education	4862	0	0		0	0				
241	ARRA - Child Nutrition Equipment Assistance	4863	0	0							
242	Impact Aid Formula Grants	4864	0	0	0	0	0	0		0	0
243	Impact Aid Competitive Grants	4865	0	0	0	0	0	0		0	0
244	Qualified Zone Academy Bond Tax Credits	4866	0	0	0	0	0	0		0	0
245	Qualified School Construction Bond Credits	4867	0	0	0	0	0	0		0	0
246	Build America Bond Tax Credits	4868	0	0	0	0	0	0		0	0
247	Build America Bond Interest Reimbursement	4869	0	0	0	0	0	0		0	0
248	ARRA - General State Aid - Other Government Services Stabilization	4870	0	0	0	0	0	0		0	0
249	Other ARRA Funds - II	4871	0	0	0	0	0	0		0	0
250	Other ARRA Funds - III	4872	0	0	0	0	0	0		0	0
251	Other ARRA Funds - IV	4873	0	0	0	0	0	0		0	0
252	Other ARRA Funds - V	4874	0	0	0	0	0	0		0	0
253	ARRA - Early Childhood	4875	0	0	0	0	0	0		0	0
254	Other ARRA Funds - VII	4876	0	0	0	0	0	0		0	0

ESTIMATED RECEIPTS/REVENUES

1	A	B	C	D	E	F	G	H	I	J	K
2	Description (Enter Whole Numbers Only)	Acct #	(10) Educational	(20) Operations & Maintenance	(30) Debt Service	(40) Transportation	(50) Municipal Retirement/ Social Security	(60) Capital Projects	(70) Working Cash	(80) Tort	(90) Fire Prevention & Safety
255	Other ARRA Funds - VIII	4877	0	0	0	0	0	0		0	0
256	Other ARRA Funds - IX	4878	0	0	0	0	0	0		0	0
257	Other ARRA Funds - X	4879	0	0	0	0	0	0		0	0
258	Other ARRA Funds - Ed Job Fund Program	4880	0	0	0	0	0	0		0	0
259	<b>Total Stimulus Programs</b>		0	0	0	0	0	0		0	0
260	Race to the Top Program	4901	0								
261	Race to the Top - Preschool Expansion Grant	4902	0	0			0				
262	Advanced Placement Fee/International Baccalaureate	4904	0	0		0	0				
263	Title III - Immigrant Education Program (IEP)	4905	5,000			0	0				
264	Title III - Language Inst Program - Limited English (LIPLEP)	4909	44,401			0	0				
265	Learn & Serve America	4910	0			0	0				
266	McKinney Education for Homeless Children	4920	0	0		0	0				
267	Title II - Eisenhower - Professional Development Formula	4930	0	0		0	0				
268	Title II - Teacher Quality	4932	225,943	0		0	0				
269	Federal Charter Schools	4960	0			0	0				
270	Medicaid Matching Funds - Administrative Outreach	4991	153,000	0		0	0				
271	Medicaid Matching Funds - Fee-For-Service Program	4992	208,000	0		0	0				
272	Other Restricted Grants Received from Federal Government through State (Describe & Itemize)	4999	8,000	0		0	0	0			0
273	<b>Total Restricted Grants-In-Aid Received from Federal Govt. Thru the State</b>		5,295,740	0	0	0	0	0		0	0
274	<b>TOTAL RECEIPTS/REVENUES FROM FEDERAL SOURCES</b>	4000	5,295,740	0	0	0	0	0	0	0	0
275	<b>TOTAL DIRECT RECEIPTS/REVENUES</b>		48,458,808	3,987,075	3,423,743	3,390,256	2,067,644	400	371,338	2,518,029	350,028

1	A	B	C	D	E	F	G	H	I	J	K
2	Description (Enter Whole Numbers Only)	Funct #	(100) Salaries	(200) Employee Benefits	(300) Purchased Services	(400) Supplies & Materials	(500) Capital Outlay	(600) Other Objects	(700) Non-Capitalized Equipment	(800) Termination Benefits	(900) Total
3	<b>10 - EDUCATIONAL FUND (ED)</b>										
4	<b>INSTRUCTION (ED)</b>	<b>1000</b>									
5	Regular Programs	1100	11,451,105	1,521,927	53,965	490,747	50,000	5,360	38,700	50,000	13,661,804
6	Tuition Payment to Charter Schools	1115			3,215						3,215
7	Pre-K Programs	1125	5,279,055	699,695	40,325	203,879	15,000	6,625	6,900	0	6,251,479
8	Special Education Programs (Functions 1200 - 1220)	1200	7,316,207	1,439,573	176,770	97,180	2,000	0	0	0	9,031,730
9	Special Education Programs Pre-K	1225	310,500	50,100	0	0	0	0	0	0	360,600
10	Remedial and Supplemental Programs K-12	1250	1,180,858	498,325	27,664	61,421	6,000	0	0	0	1,774,268
11	Remedial and Supplemental Programs Pre-K	1275	0	0	0	0	0	0	0	0	0
12	Adult/Continuing Education Programs	1300	0	0	0	0	0	0	0	0	0
13	CTE Programs	1400	903,413	112,348	3,605	30,822	20,000	0	1,000	0	1,071,188
14	Interscholastic Programs	1500	446,461	47,113	92,872	64,080	10,000	22,745	0	0	683,271
15	Summer School Programs	1600	0	0	0	495	0	0	0	0	495
16	Gifted Programs	1650	1,000	0	0	1,800	0	0	0	0	2,800
17	Driver's Education Programs	1700	169,776	5,042	3,640	11,635	0	0	0	0	190,093
18	Bilingual Programs	1800	526,946	80,700	2,600	100	0	0	0	0	610,346
19	Truant Alternative & Optional Programs	1900	0	0	0	0	0	0	0	0	0
20	Pre-K Programs - Private Tuition	1910						0			0
21	Regular K-12 Programs Private Tuition	1911						0			0
22	Special Education Programs K-12 Private Tuition	1912						0			0
23	Special Education Programs Pre-K Tuition	1913						0			0
24	Remedial/Supplemental Programs K-12 Private Tuition	1914						0			0
25	Remedial/Supplemental Programs Pre-K Private Tuition	1915						0			0
26	Adult/Continuing Education Programs Private Tuition	1916						0			0
27	CTE Programs Private Tuition	1917						0			0
28	Interscholastic Programs Private Tuition	1918						0			0
29	Summer School Programs Private Tuition	1919						0			0
30	Gifted Programs Private Tuition	1920						0			0
31	Bilingual Programs Private Tuition	1921						0			0
32	Truants Alternative/Opt Ed Programs Private Tuition	1922						0			0
33	<b>Total Instruction<sup>14</sup></b>	<b>1000</b>	<b>27,585,321</b>	<b>4,454,823</b>	<b>404,656</b>	<b>962,159</b>	<b>103,000</b>	<b>34,730</b>	<b>46,600</b>	<b>50,000</b>	<b>33,641,289</b>
34	<b>SUPPORT SERVICES (ED)</b>	<b>2000</b>									
35	<b>Support Services - Pupil</b>										
36	Attendance & Social Work Services	2110	898,982	150,731	3,200	0	0	0	0	0	1,052,913
37	Guidance Services	2120	268,044	31,089	2,200	14,120	0	0	0	0	315,453
38	Health Services	2130	703,929	164,006	48,600	12,800	0	0	0	0	929,335
39	Psychological Services	2140	334,888	55,050	2,500	2,000	0	0	0	0	394,438
40	Speech Pathology & Audiology Services	2150	81,294	9,690	0	8,500	0	0	0	0	99,484
41	Other Support Services - Pupils (Describe & Itemize)	2190	0	0	0	0	0	0	0	0	0
42	<b>Total Support Services - Pupil</b>	<b>2100</b>	<b>2,287,137</b>	<b>410,566</b>	<b>56,500</b>	<b>37,420</b>	<b>0</b>	<b>0</b>	<b>0</b>	<b>0</b>	<b>2,791,623</b>
43	<b>Support Services - Instructional Staff</b>										
44	Improvement of Instruction Services	2210	212,878	87,339	154,030	21,000	0	0	1,879	0	477,126
45	Educational Media Services	2220	297,245	52,978	32,260	63,414	0	0	1,000	0	446,897
46	Assessment & Testing	2230	7,359	0	0	0	0	0	0	0	7,359
47	<b>Total Support Services - Instructional Staff</b>	<b>2200</b>	<b>517,482</b>	<b>140,317</b>	<b>186,290</b>	<b>84,414</b>	<b>0</b>	<b>0</b>	<b>2,879</b>	<b>0</b>	<b>931,382</b>
48	<b>Support Services - General Administration</b>										
49	Board of Education Services	2310	168,615	494,815	448,100	3,600	0	27,500	0	0	1,142,630
50	Executive Administration Services	2320	231,050	25,130	5,000	2,745	0	2,310	2,000	0	268,235
51	Special Area Administration Services	2330	129,260	14,843	5,445	7,990	0	2,249	0	0	159,787
52	Tort Immunity Services	2360 - 2370	100,127	18,346	0	0	0	0	0	0	118,473
53	<b>Total Support Services - General Administration</b>	<b>2300</b>	<b>629,052</b>	<b>553,134</b>	<b>458,545</b>	<b>14,335</b>	<b>0</b>	<b>32,059</b>	<b>2,000</b>	<b>0</b>	<b>1,689,125</b>
54	<b>Support Services - School Administration</b>										
55	Office of the Principal Services	2410	2,666,832	347,081	25,050	20,872	0	8,000	3,500	0	3,071,335
56	Other Support Services - School Administration (Describe & Itemize)	2490	2,350	0	0	0	0	0	0	0	2,350
57	<b>Total Support Services - School Administration</b>	<b>2400</b>	<b>2,669,182</b>	<b>347,081</b>	<b>25,050</b>	<b>20,872</b>	<b>0</b>	<b>8,000</b>	<b>3,500</b>	<b>0</b>	<b>3,073,685</b>
58	<b>Support Services - Business</b>										
59	Direction of Business Support Services	2510	158,210	15,781	18,800	2,430	0	5,830	1,000	0	202,051
60	Fiscal Services	2520	100,217	16,676	66,600	18,590	79,500	0	500	0	282,083
61	Operation & Maintenance of Plant Services	2540	1,687,034	345,118	0	0	8,800	0	0	0	2,040,952

1	A	B	C	D	E	F	G	H	I	J	K
2	Description (Enter Whole Numbers Only)	Funct #	(100) Salaries	(200) Employee Benefits	(300) Purchased Services	(400) Supplies & Materials	(500) Capital Outlay	(600) Other Objects	(700) Non-Capitalized Equipment	(800) Termination Benefits	(900) Total
62	Pupil Transportation Services	2550	0	0	0	0	0	0	0	0	0
63	Food Services	2560	58,300	7,793	2,007,907	18,520	0	0	0	0	2,092,520
64	Internal Services	2570	79,472	16,226	15,100	11,040	0	0	0	0	121,838
65	<b>Total Support Services - Business</b>	<b>2500</b>	<b>2,083,233</b>	<b>401,594</b>	<b>2,108,407</b>	<b>50,580</b>	<b>88,300</b>	<b>5,830</b>	<b>1,500</b>	<b>0</b>	<b>4,739,444</b>
66	<b>Support Services - Central</b>										
67	Direction of Central Support Services	2610	0	0	0	0	0	0	0	0	0
68	Planning, Research, Development & Evaluation Services	2620	290,500	35,096	7,250	900	0	0	0	0	333,746
69	Information Services	2630	0	0	0	0	0	0	0	0	0
70	Staff Services	2640	560,788	67,920	99,130	15,365	0	2,650	0	0	745,853
71	Data Processing Services	2660	604,101	122,316	200,200	193,465	240,000	100	0	0	1,360,182
72	<b>Total Support Services - Central</b>	<b>2600</b>	<b>1,455,389</b>	<b>225,332</b>	<b>306,580</b>	<b>209,730</b>	<b>240,000</b>	<b>2,750</b>	<b>0</b>	<b>0</b>	<b>2,439,781</b>
73	<b>Other Support Services (Describe &amp; Itemize)</b>	<b>2900</b>	<b>86,536</b>	<b>7,887</b>	<b>50,000</b>	<b>0</b>	<b>0</b>	<b>0</b>	<b>0</b>	<b>0</b>	<b>144,423</b>
74	<b>Total Support Services</b>	<b>2000</b>	<b>9,728,011</b>	<b>2,085,911</b>	<b>3,191,372</b>	<b>417,351</b>	<b>328,300</b>	<b>48,639</b>	<b>9,879</b>	<b>0</b>	<b>15,809,463</b>
75	<b>COMMUNITY SERVICES (ED)</b>	<b>3000</b>	<b>175,408</b>	<b>36,326</b>	<b>6,200</b>	<b>8,425</b>	<b>0</b>	<b>0</b>	<b>0</b>	<b>0</b>	<b>226,359</b>
76	<b>PAYMENTS TO OTHER DIST &amp; GOVT UNITS (ED)</b>	<b>4000</b>									
77	<b>Payments to Other Dist &amp; Govt Units (In-State)</b>										
78	Payments for Regular Programs	4110			0			0			0
79	Payments for Special Education Programs	4120			0			0			0
80	Payments for Adult/Continuing Education Programs	4130			0			0			0
81	Payments for CTE Programs	4140			0			0			0
82	Payments for Community College Programs	4170			0			0			0
83	Other Payments to In-State Govt Units (Describe & Itemize)	4190			1,650			0			1,650
84	<b>Total Payments to Other Dist &amp; Govt Units (In-State)</b>	<b>4100</b>			<b>1,650</b>			<b>0</b>			<b>1,650</b>
85	Payments for Regular Programs - Tuition	4210						0			0
86	Payments for Special Education Programs - Tuition	4220						890,000			890,000
87	Payments for Adult/Continuing Education Programs - Tuition	4230						0			0
88	Payments for CTE Programs - Tuition	4240						650,000			650,000
89	Payments for Community College Programs - Tuition	4270						0			0
90	Payments for Other Programs - Tuition	4280						0			0
91	Other Payments to In-State Govt Units (Describe & Itemize)	4290						0			0
92	<b>Total Payments to Other Dist &amp; Govt Units - Tuition (In State)</b>	<b>4200</b>						<b>1,540,000</b>			<b>1,540,000</b>
93	Payments for Regular Programs - Transfers	4310						0			0
94	Payments for Special Education Programs - Transfers	4320						0			0
95	Payments for Adult/Continuing Ed Programs - Transfers	4330						0			0
96	Payments for CTE Programs - Transfers	4340						0			0
97	Payments for Community College Program - Transfers	4370						0			0
98	Payments for Other Programs - Transfers	4380						0			0
99	Other Payments to In-State Govt Units - Transfers (Describe & Itemize)	4390			0			0			0
100	<b>Total Payments to Other Dist &amp; Govt Units-Transfers (In State)</b>	<b>4300</b>			<b>0</b>			<b>0</b>			<b>0</b>
101	Payments to Other Dist & Govt Units (Out of State)	4400			0			0			0
102	<b>Total Payments to Other Dist &amp; Govt Units</b>	<b>4000</b>			<b>1,650</b>			<b>1,540,000</b>			<b>1,541,650</b>
103	<b>DEBT SERVICE (ED)</b>	<b>5000</b>									
104	<b>Debt Service - Interest on Short-Term Debt</b>										
105	Tax Anticipation Warrants	5110						0			0
106	Tax Anticipation Notes	5120						0			0
107	Corporate Personal Property Repl Tax Anticipated Notes	5130						0			0
108	State Aid Anticipation Certificates	5140						0			0
109	Other Interest on Short-Term Debt (Describe & Itemize)	5150						0			0
110	<b>Total Debt Service - Interest on Short-Term Debt</b>	<b>5100</b>						<b>0</b>			<b>0</b>
111	<b>Debt Service - Interest on Long-Term Debt</b>	<b>5200</b>						<b>0</b>			<b>0</b>
112	<b>Total Debt Service</b>	<b>5000</b>						<b>0</b>			<b>0</b>
113	<b>PROVISION FOR CONTINGENCIES (ED)</b>	<b>6000</b>									
114	<b>Total Direct Disbursements/Expenditures</b>		<b>37,488,740</b>	<b>6,577,060</b>	<b>3,603,878</b>	<b>1,387,935</b>	<b>431,300</b>	<b>1,623,369</b>	<b>56,479</b>	<b>50,000</b>	<b>51,218,761</b>
115	<b>Excess (Deficiency) of Receipts/Revenues Over Disbursements/Expenditures</b>										<b>(2,759,953)</b>

1	A	B	C	D	E	F	G	H	I	J	K
2	Description (Enter Whole Numbers Only)	Funct #	(100) Salaries	(200) Employee Benefits	(300) Purchased Services	(400) Supplies & Materials	(500) Capital Outlay	(600) Other Objects	(700) Non-Capitalized Equipment	(800) Termination Benefits	(900) Total
117	<b>20 - OPERATIONS AND MAINTENANCE FUND (O&amp;M)</b>										
118	<b>SUPPORT SERVICES (O&amp;M)</b>	<b>2000</b>									
119	Support Services - Pupil										
120	Other Support Services - Pupils <i>(Describe &amp; Itemize)</i>	2190	0	0	0	0	0	0	0	0	0
121	<b>Support Services - Business</b>										
122	Direction of Business Support Services	2510	0	0	0	0	0	0	0	0	0
123	Facilities Acquisition & Construction Services	2530	0	0	40,000	0	0	0	0	0	40,000
124	Operation & Maintenance of Plant Services	2540	438,800	59,401	887,010	1,640,500	145,100	0	65,000	0	3,235,811
125	Pupil Transportation Services	2550	0	0	0	0	0	0	0	0	0
126	Food Services	2560					55,000		2,000		57,000
127	<b>Total Support Services - Business</b>	<b>2500</b>	<b>438,800</b>	<b>59,401</b>	<b>927,010</b>	<b>1,640,500</b>	<b>200,100</b>	<b>0</b>	<b>67,000</b>	<b>0</b>	<b>3,332,811</b>
128	Other Support Services <i>(Describe &amp; Itemize)</i>	2900	0	0	0	0	0	0	0	0	0
129	<b>Total Support Services</b>	<b>2000</b>	<b>438,800</b>	<b>59,401</b>	<b>927,010</b>	<b>1,640,500</b>	<b>200,100</b>	<b>0</b>	<b>67,000</b>	<b>0</b>	<b>3,332,811</b>
130	<b>COMMUNITY SERVICES (O&amp;M)</b>	<b>3000</b>	0	0	0	0	0	0	0	0	0
131	<b>PAYMENTS TO OTHER DIST &amp; GOVT UNITS (O&amp;M)</b>	<b>4000</b>									
132	<b>Payments to Other Dist &amp; Govt Units (In-State)</b>										
133	Payments for Regular Programs	4110			0			0			0
134	Payments for Special Education Programs	4120			0			0			0
135	Payments for CTE Program	4140			0			0			0
136	Other Payments to In-State Govt Units <i>(Describe &amp; Itemize)</i>	4190			0			36,000			36,000
137	<b>Total Payments to Other Dist &amp; Govt Units (In-State)</b>	<b>4100</b>			<b>0</b>			<b>36,000</b>			<b>36,000</b>
138	Payments to Other Dist & Govt Units (Out of State) <sup>14</sup>	4400						0			0
139	<b>Total Payments to Other Dist &amp; Govt Unit</b>	<b>4000</b>			<b>0</b>			<b>36,000</b>			<b>36,000</b>
140	<b>DEBT SERVICE (O&amp;M)</b>	<b>5000</b>									
141	<b>Debt Service - Interest on Short-Term Debt</b>										
142	Tax Anticipation Warrants	5110						0			0
143	Tax Anticipation Notes	5120						0			0
144	Corporate Personal Prop Repl Tax Anticipated Notes	5130						0			0
145	State Aid Anticipation Certificates	5140						0			0
146	Other Interest on Short-Term Debt <i>(Describe &amp; Itemize)</i>	5150						0			0
147	<b>Total Debt Service - Interest on Short-Term Debt</b>	<b>5100</b>						<b>0</b>			<b>0</b>
148	<b>Debt Service - Interest on Long-Term Debt</b>	<b>5200</b>						0			0
149	<b>Total Debt Service</b>	<b>5000</b>						<b>0</b>			<b>0</b>
150	<b>PROVISION FOR CONTINGENCIES (O&amp;M)</b>	<b>6000</b>						0			0
151	<b>Total Direct Disbursements/Expenditures</b>		<b>438,800</b>	<b>59,401</b>	<b>927,010</b>	<b>1,640,500</b>	<b>200,100</b>	<b>36,000</b>	<b>67,000</b>	<b>0</b>	<b>3,368,811</b>
152	<b>Excess (Deficiency) of Receipts/Revenues Over Disbursements/Expenditures</b>										<b>618,264</b>
154	<b>30 - DEBT SERVICE FUND (DS)</b>										
155	<b>PAYMENTS TO OTHER DIST &amp; GOVT UNITS (DS)</b>	<b>4000</b>									
156	<b>Payments to Other Dist &amp; Govt Units (In-State)</b>										
157	Payments for Regular Programs	4110						0			0
158	Payments for Special Education Programs	4120						0			0
159	Other Payments to In-State Govt Units <i>(Describe &amp; Itemize)</i>	4190						0			0
160	<b>Total Payments to Other Dist &amp; Govt Units (In-State)</b>	<b>4000</b>						<b>0</b>			<b>0</b>
161	<b>DEBT SERVICE (DS)</b>	<b>5000</b>									
162	<b>Debt Service - Interest on Short-Term Debt</b>										
163	Tax Anticipation Warrants	5110						0			0
164	Tax Anticipation Notes	5120						0			0
165	Corporate Personal Prop Repl Tax Anticipation Notes	5130						0			0
166	State Aid Anticipation Certificates	5140						355,650			355,650
167	Other Interest on Short-Term Debt <i>(Describe &amp; Itemize)</i>	5150						0			0
168	<b>Total Debt Service - Interest On Short-Term Debt</b>	<b>5100</b>						<b>355,650</b>			<b>355,650</b>

1	A	B	C	D	E	F	G	H	I	J	K
2	Description (Enter Whole Numbers Only)	Funct #	(100) Salaries	(200) Employee Benefits	(300) Purchased Services	(400) Supplies & Materials	(500) Capital Outlay	(600) Other Objects	(700) Non-Capitalized Equipment	(800) Termination Benefits	(900) Total
169	Debt Service - Interest on Long-Term Debt	5200						3,060,000			3,060,000
170	Debt Service - Payments of Principal on Long-Term Debt <sup>15</sup> (Lease/Purchase Principal Retired)	5300						250,000			250,000
171	Debt Service Other (Describe & Itemize)	5400			0			4,530			4,530
172	<b>Total Debt Service</b>	<b>5000</b>			<b>0</b>			<b>3,670,180</b>			<b>3,670,180</b>
173	<b>PROVISION FOR CONTINGENCIES (DS)</b>	<b>6000</b>						0			0
174	<b>Total Direct Disbursements/Expenditures</b>				0			3,670,180			3,670,180
175	Excess (Deficiency) of Receipts/Revenues Over Disbursements/Expenditures										(246,437)
177	<b>40 - TRANSPORTATION FUND (TR)</b>										
178	<b>SUPPORT SERVICES (TR)</b>	<b>2000</b>									
179	Support Services - Pupils										
180	Other Support Services - Pupils (Describe & Itemize)	2190	0	0	5,000	0	0	0	0	0	5,000
181	Support Services - Business										
182	Pupil Transportation Services	2550	0	0	4,286,462	0	0	0	0	0	4,286,462
183	Other Support Services (Describe & Itemize)	2900	0	0	0	0	0	0	0	0	0
184	<b>Total Support Services</b>	<b>2000</b>	<b>0</b>	<b>0</b>	<b>4,291,462</b>	<b>0</b>	<b>0</b>	<b>0</b>	<b>0</b>	<b>0</b>	<b>4,291,462</b>
185	<b>COMMUNITY SERVICES (TR)</b>	<b>3000</b>	0	0	0	0	0	0	0	0	0
186	<b>PAYMENTS TO OTHER DIST &amp; GOVT UNITS (TR)</b>	<b>4000</b>									
187	Payments to Other Dist & Govt Units (In-State)										
188	Payments for Regular Program	4110			0			0			0
189	Payments for Special Education Programs	4120			0			0			0
190	Payments for Adult/Continuing Education Programs	4130			0			0			0
191	Payments for CTE Programs	4140			0			20,000			20,000
192	Payments for Community College Programs	4170			0			0			0
193	Other Payments to In-State Govt Units (Describe & Itemize)	4190			0			0			0
194	<b>Total Payments to Other Dist &amp; Govt Units (In-State)</b>	<b>4100</b>			<b>0</b>			<b>20,000</b>			<b>20,000</b>
195	Payments to Other Dist & Govt Units (Out-of-State) (Describe & Itemize)	4400			0			0			0
196	<b>Total Payments to Other Dist &amp; Govt Units</b>	<b>4000</b>			<b>0</b>			<b>20,000</b>			<b>20,000</b>
197	<b>DEBT SERVICE (TR)</b>	<b>5000</b>									
198	Debt Service - Interest on Short-Term Debt										
199	Tax Anticipation Warrants	5110						0			0
200	Tax Anticipation Notes	5120						0			0
201	Corporate Personal Prop Repl Tax Anticipation Notes	5130						0			0
202	State Aid Anticipation Certificates	5140						0			0
203	Other Interest on Short-Term Debt (Describe and Itemize)	5150						0			0
204	<b>Total Debt Service - Interest On Short-Term Debt</b>	<b>5100</b>						<b>0</b>			<b>0</b>
205	Debt Service - Interest on Long-Term Debt	5200						0			0
206	Debt Service - Payments of Principal on Long-Term Debt <sup>15</sup> (Lease/Purchase Principal Retired)	5300						0			0
207	Debt Service - Other (Describe and Itemize)	5400						0			0
208	<b>Total Debt Service</b>	<b>5000</b>						<b>0</b>			<b>0</b>
209	<b>PROVISION FOR CONTINGENCIES (TR)</b>	<b>6000</b>						0			0
210	<b>Total Direct Disbursements/Expenditures</b>		0	0	4,291,462	0	0	20,000	0	0	4,311,462
211	Excess (Deficiency) of Receipts/Revenues Over Disbursements/Expenditures										(921,206)
213	<b>50 - MUNICIPAL RETIREMENT/SOC SEC FUND (MR/SS)</b>										
214	<b>INSTRUCTION (MR/SS)</b>	<b>1000</b>									
215	Regular Program	1100		222,764							222,764
216	Pre-K Programs	1125		88,383							88,383
217	Special Education Programs (Functions 1200-1220)	1200		469,018							469,018
218	Special Education Programs Pre-K	1225		22,500							22,500
219	Remedial and Supplemental Programs K-12	1250		44,999							44,999
220	Remedial and Supplemental Programs Pre-K	1275		0							0
221	Adult/Continuing Education Programs	1300		0							0
222	CTE Programs	1400		12,922							12,922

1	A	B	C	D	E	F	G	H	I	J	K
2	Description (Enter Whole Numbers Only)	Funct #	(100) Salaries	(200) Employee Benefits	(300) Purchased Services	(400) Supplies & Materials	(500) Capital Outlay	(600) Other Objects	(700) Non-Capitalized Equipment	(800) Termination Benefits	(900) Total
223	Interscholastic Programs	1500		27,542							27,542
224	Summer School Programs	1600		0							0
225	Gifted Programs	1650		0							0
226	Driver's Education Programs	1700		6,075							6,075
227	Bilingual Programs	1800		11,937							11,937
228	Truant Alternative & Optional Programs	1900		0							0
229	<b>Total Instruction</b>	<b>1000</b>		<b>906,140</b>							<b>906,140</b>
230	<b>SUPPORT SERVICES (MR/SS)</b>	<b>2000</b>									
231	<b>Support Services - Pupil</b>										
232	Attendance & Social Work Services	2110		27,190							27,190
233	Guidance Services	2120		4,000							4,000
234	Health Services	2130		113,795							113,795
235	Psychological Services	2140		7,805							7,805
236	Speech Pathology & Audiology Services	2150		1,055							1,055
237	Other Support Services - Pupils (Describe & Itemize)	2190		0							0
238	<b>Total Support Services - Pupil</b>	<b>2100</b>		<b>153,845</b>							<b>153,845</b>
239	<b>Support Services - Instructional Staff</b>										
240	Improvement of Instruction Services	2210		4,545							4,545
241	Educational Media Services	2220		36,550							36,550
242	Assessment & Testing	2230		4,017							4,017
243	<b>Total Support Services - Instructional Staff</b>	<b>2200</b>		<b>45,112</b>							<b>45,112</b>
244	<b>Support Services - General Administration</b>										
245	Board of Education Services	2310		51,205							51,205
246	Executive Administration Services	2320		17,500							17,500
247	Special Area Administrative Services	2330		20,377							20,377
248	Claims Paid from Self Insurance Fund	2361		0							0
249	Workers' Compensation or Workers' Occupation Disease Acts Payments	2362		0							0
250	Unemployment Insurance Payments	2363		0							0
251	Insurance Payments (regular or self-insurance)	2364		0							0
252	Risk Management and Claims Services Payments	2365		0							0
253	Judgment and Settlements	2366		0							0
254	Educational, Inspectional, Supervisory Services Related to Loss Prevention or Reduction	2367		0							0
255	Reciprocal Insurance Payments	2368		0							0
256	Legal Service	2369		7,000							7,000
257	<b>Total Support Services - General Administration</b>	<b>2300</b>		<b>96,082</b>							<b>96,082</b>
258	<b>Support Services - School Administration</b>										
259	Office of the Principal Services	2410		177,688							177,688
260	Other Support Services - School Administration (Describe & Itemize)	2490		0							0
261	<b>Total Support Services - School Administration</b>	<b>2400</b>		<b>177,688</b>							<b>177,688</b>
262	<b>Support Services - Business</b>										
263	Direction of Business Support Services	2510		11,000							11,000
264	Fiscal Services	2520		21,497							21,497
265	Facilities Acquisition & Construction Services	2530		0							0
266	Operation & Maintenance of Plant Service	2540		444,618							444,618
267	Pupil Transportation Services	2550		0							0
268	Food Services	2560		10,810							10,810
269	Internal Services	2570		16,909							16,909
270	<b>Total Support Services - Business</b>	<b>2500</b>		<b>504,834</b>							<b>504,834</b>
271	<b>Support Services - Central</b>										
272	Direction of Central Support Services	2610		0							0
273	Planning, Research, Development & Evaluation Services	2620		28,600							28,600
274	Information Services	2630		0							0
275	Staff Services	2640		54,880							54,880
276	Data Processing Services	2660		113,725							113,725
277	<b>Total Support Services - Central</b>	<b>2600</b>		<b>197,205</b>							<b>197,205</b>

1	A	B	C	D	E	F	G	H	I	J	K
	Description (Enter Whole Numbers Only)	Funct #	(100) Salaries	(200) Employee Benefits	(300) Purchased Services	(400) Supplies & Materials	(500) Capital Outlay	(600) Other Objects	(700) Non-Capitalized Equipment	(800) Termination Benefits	(900) Total
278	Other Support Services (Describe & Itemize)	2900		1,525							1,525
279	<b>Total Support Services</b>	<b>2000</b>		1,176,291							1,176,291
280	<b>COMMUNITY SERVICES (MR/SS)</b>	<b>3000</b>		59,947							59,947
281	<b>PAYMENTS TO OTHER DIST &amp; GOVT UNITS (MR/SS)</b>	<b>4000</b>									
282	Payments for Regular Programs	4110		0							0
283	Payments for Special Education Programs	4120		0							0
284	Payments for CTE Programs	4140		0							0
285	<b>Total Payments to Other Dist &amp; Govt Units</b>	<b>4000</b>		0							0
286	<b>DEBT SERVICE (MR/SS)</b>	<b>5000</b>									
287	<b>Debt Service - Interest on Short-Term Debt</b>										
288	Tax Anticipation Warrants	5110						0			0
289	Tax Anticipation Notes	5120						0			0
290	Corporate Personal Prop Repl Tax Anticipation Notes	5130						0			0
291	State Aid Anticipation Certificates	5140						0			0
292	Other (Describe & Itemize)	5150						0			0
293	<b>Total Debt Service</b>	<b>5000</b>						0			0
294	<b>PROVISION FOR CONTINGENCIES (MR/SS)</b>	<b>6000</b>						0			0
295	<b>Total Direct Disbursements/Expenditures</b>			2,142,378				0			2,142,378
296	<b>Excess (Deficiency) of Receipts/Revenues Over Disbursements/Expenditures</b>										(74,734)
298	<b>60 - CAPITAL PROJECTS (CP)</b>										
299	<b>SUPPORT SERVICES (CP)</b>	<b>2000</b>									
300	<b>Support Services - Business</b>										
301	Facilities Acquisition & Construction Services	2530	0	0	0	0	1,600,900	0	0		1,600,900
302	Other Support Services (Describe & Itemize)	2900	0	0	0	0	0	0	0		0
303	<b>Total Support Services</b>	<b>2000</b>	0	0	0	0	1,600,900	0	0		1,600,900
304	<b>PAYMENTS TO OTHER DIST &amp; GOVT UNITS (CP)</b>	<b>4000</b>									
305	<b>Payments to Other Dist &amp; Govt Units (In-State)</b>										
306	Payments to Regular Programs	4110		0				0			0
307	Payment for Special Education Programs	4120		0				0			0
308	Payment for CTE Programs	4140		0				0			0
309	Payments to Other Govt Units (In-State) (Describe & Itemize)	4190		0				0			0
310	<b>Total Payments to Other Districts &amp; Govt Units</b>	<b>4000</b>		0				0			0
311	<b>PROVISION FOR CONTINGENCIES (CP)</b>	<b>6000</b>						0			0
312	<b>Total Direct Disbursements/Expenditures</b>		0	0	0	0	1,600,900	0	0		1,600,900
313	<b>Excess (Deficiency) of Receipts/Revenues Over Disbursements/Expenditures</b>										(1,600,500)
315	<b>70 WORKING CASH FUND (WC)</b>										
317	<b>80 - TORT FUND (TF)</b>										
318	<b>SUPPORT SERVICES - GENERAL ADMINISTRATION</b>	<b>2000</b>									
319	Claims Paid from Self Insurance Fund	2361	0	0	0	0	0	0	0		0
320	Workers' Compensation or Workers' Occupational Disease Act Payments	2362	0	0	0	0	0	0	0		0
321	Unemployment Insurance Payments	2363	0	0	60,000	0	0	0	0		60,000
322	Insurance Payments (regular or self-insurance)	2364	0	0	1,300,000	0	0	0	0		1,300,000
323	Risk Management and Claims Services Payments	2365	450,000	150,015	350,000	0	0	0	0		950,015
324	Judgment and Settlements	2366	0	0	0	0	0	0	0		0
325	Educational, Inspectional, Supervisory Services Related to Loss Prevention or Reduction	2367	12,770	0	3,000	0	0	0	0		15,770
326	Reciprocal Insurance Payments	2368	0	0	0	0	0	0	0		0
327	Legal Service	2369	0	0	6,100	0	0	0	0		6,100
328	Property Insurance (Building & Grounds)	2371	0	0	0	0	0	0	0		0
329	Vehicle Insurance (Transportation)	2372	0	0	0	0	0	0	0		0
330	<b>Total Support Services - General Administration</b>	<b>2000</b>	462,770	150,015	1,719,100	0	0	0	0		2,331,885

1	A	B	C	D	E	F	G	H	I	J	K
	Description (Enter Whole Numbers Only)	Funct #	(100) Salaries	(200) Employee Benefits	(300) Purchased Services	(400) Supplies & Materials	(500) Capital Outlay	(600) Other Objects	(700) Non-Capitalized Equipment	(800) Termination Benefits	(900) Total
331	<b>PAYMENTS TO OTHER DIST &amp; GOVT UNITS (MR/SS)</b>	<b>4000</b>									
332	Payments for Regular Programs	4110						0			0
333	Payments for Special Education Programs	4120						0			0
334	<b>Total Payments to Other Dist &amp; Govt Units</b>	<b>4000</b>						<b>0</b>			<b>0</b>
335	<b>DEBT SERVICE (TF)</b>	<b>5000</b>									
336	<b>Debt Service - Interest on Short-Term Debt</b>										
337	Tax Anticipation Warrants	5110						0			0
338	Corporate Personal Property Replacement Tax Anticipation Notes	5130						0			0
339	Other Interest or Short-Term Debt <i>(Describe &amp; Itemize)</i>	5150						0			0
340	<b>Total Debt Service</b>	<b>5000</b>						<b>0</b>			<b>0</b>
341	<b>PROVISION FOR CONTINGENCIES (TF)</b>	<b>6000</b>						0			0
342	<b>Total Direct Disbursements/Expenditures</b>		462,770	150,015	1,719,100	0	0	0	0		2,331,885
343	<b>Excess (Deficiency) of Receipts/Revenues Over Disbursements/Expenditures</b>										186,144
345	<b>90 - FIRE PREVENTION &amp; SAFETY FUND (FP&amp;S)</b>										
346	<b>SUPPORT SERVICES (FP&amp;S)</b>	<b>2000</b>									
347	<b>Support Services - Business</b>										
348	Facilities Acquisition & Construction Services	2530	0	0	573,000	1,000	0	0	0		574,000
349	Operation & Maintenance of Plant Service	2540	0	0	0	0	0	0	0		0
350	<b>Total Support Services - Business</b>	<b>2500</b>	<b>0</b>	<b>0</b>	<b>573,000</b>	<b>1,000</b>	<b>0</b>	<b>0</b>	<b>0</b>		<b>574,000</b>
351	Other Support Services <i>(Describe &amp; Itemize)</i>	2900	0	0	0	0	0	0	0		0
352	<b>Total Support Services</b>	<b>2000</b>	<b>0</b>	<b>0</b>	<b>573,000</b>	<b>1,000</b>	<b>0</b>	<b>0</b>	<b>0</b>		<b>574,000</b>
353	<b>PAYMENTS TO OTHER DISTRICTS &amp; GOVT UNITS (FP&amp;S)</b>	<b>4000</b>									
354	Payments to Regular Programs	4110						0			0
355	Payments to Special Education Programs	4120						0			0
356	Other Payments to In-State Govt Units <i>(Describe &amp; Itemize)</i>	4190						0			0
357	<b>Total Payments to Other Districts &amp; Govt Units (FPS)</b>	<b>4000</b>						<b>0</b>			<b>0</b>
358	<b>DEBT SERVICE (FP&amp;S)</b>	<b>5000</b>									
359	<b>Debt Service - Interest on Short-Term Debt</b>										
360	Tax Anticipation Warrants	5110						0			0
361	Other Interest on Short-Term Debt <i>(Describe &amp; Itemize)</i>	5150						0			0
362	<b>Total Debt Service - Interest on Short-Term Debt</b>	<b>5100</b>						<b>0</b>			<b>0</b>
363	<b>Debt Service - Interest on Long-Term Debt</b>	<b>5200</b>						0			0
364	<b>Debt Service - Payments of Principal on Long-Term Debt <sup>15</sup> (Lease/Purchase Principal Retired)</b>	<b>5300</b>						0			0
365	<b>Total Debt Service</b>	<b>5000</b>						<b>0</b>			<b>0</b>
366	<b>PROVISIONS FOR CONTINGENCIES (FP&amp;S)</b>	<b>6000</b>						0			0
367	<b>Total Direct Disbursements/Expenditures</b>		0	0	573,000	1,000	0	0	0		574,000
368	<b>Excess (Deficiency) of Receipts/Revenues Over Disbursements/Expenditures</b>										(223,972)

---

---

**This page is provided for detailed itemizations as requested within the body of the Report.**

---

---

- 1.
- 2.
- 3.
- 4.

	A	B	C	D	E	F
1	<b>DEFICIT BUDGET SUMMARY INFORMATION - Operating Funds Only</b>					
2	<b>Description</b>	<b>EDUCATIONAL FUND (10)</b>	<b>OPERATIONS &amp; MAINTENANCE FUND (20)</b>	<b>TRANSPORTATION FUND (40)</b>	<b>WORKING CASH FUND (70)</b>	<b>TOTAL</b>
3	<b>Direct Revenues</b>	48,458,808	3,987,075	3,390,256	371,338	<b>56,207,477</b>
4	<b>Direct Expenditures</b>	51,218,761	3,368,811	4,311,462		<b>58,899,034</b>
5	<b>Difference</b>	(2,759,953)	618,264	(921,206)	371,338	<b>(2,691,557)</b>
6	<b>Estimated Fund Balance - June 30, 2016</b>	(349,417)	3,020,472	(137,306)	6,196,501	<b>8,730,250</b>
7	<b>Unbalanced budget, however, a deficit reduction plan is not required at this time.</b>					
8						
9						
10	A deficit reduction plan is required if the local board of education adopts (or amends) the 2015-16 school district budget in which the "operating funds" listed above result in direct revenues (line 9) being less than direct expenditures (line 19) by an amount equal to or greater than one-third (1/3) of the ending fund balance (line 81).					
11						
12	<b>Note:</b> The balance is determined using only the four funds listed above. That is, if the estimated ending fund balance is less than three times the deficit spending, the district must adopt and file with ISBE a deficit reduction plan to balance the shortfall within three years.					
13						
14	The School Code, Section 17-1 (105 ILCS 5/17-1) - If the 2014-2015 Annual Financial Report (AFR) reflects a deficit as defined above (page 36), then the school district shall adopt and submit a deficit reduction plan (found here on page 20-24) to ISBE within 30 days after acceptance of the AFR.					
15	The deficit reduction plan, if required, is developed using ISBE guidelines and format.					

**ILLINOIS STATE BOARD OF EDUCATION  
SCHOOL BUSINESS SERVICES DIVISION**

	A	B	C	D	E	F	G
1			<b>DEFICIT REDUCTION PLAN</b>				
2			<b>ESTIMATED BUDGET</b>				
3	<b>Collinsville CUSD# 10      41-057-0100-26</b>		<b>FY2016-2017</b>				
4	<i>District Number</i>						
5							
6			<b>Educational Fund</b>	<b>Operations &amp; Maintenance Fund</b>	<b>Transportation Fund</b>	<b>Working Cash Fund</b>	<b>Total</b>
7	<b>ESTIMATED BEGINNING FUND BALANCE</b> <i>(must equal prior Ending Fund Balance)</i>		2,410,536	4,132,208	783,900	5,825,163	13,151,807
8	<b>RECEIPTS/REVENUES</b>		<b>Acct #</b>				
9	<b>LOCAL SOURCES</b>		<b>1000</b>	20,605,648	3,987,075	1,449,309	371,338
10	<b>FLOW-THROUGH RECEIPTS/REVENUES FROM ONE DISTRICT TO ANOTHER DISTRICT</b>		<b>2000</b>	85,000	0	0	85,000
11	<b>STATE SOURCES</b>		<b>3000</b>	22,472,420	0	1,940,947	0
12	<b>FEDERAL SOURCES</b>		<b>4000</b>	5,295,740	0	0	0
13	<b>Total Receipts/Revenues</b>			48,458,808	3,987,075	3,390,256	371,338
14	<b>DISBURSEMENTS/EXPENDITURES</b>		<b>Funct #</b>				
15	<b>INSTRUCTION</b>		<b>1000</b>	33,641,289			33,641,289
16	<b>SUPPORT SERVICES</b>		<b>2000</b>	15,809,463	3,332,811	4,291,462	23,433,736
17	<b>COMMUNITY SERVICES</b>		<b>3000</b>	226,359	0	0	226,359
18	<b>PAYMENTS TO OTHER DISTRICTS &amp; GOVT. UNITS</b>		<b>4000</b>	1,541,650	36,000	20,000	1,597,650
19	<b>DEBT SERVICES</b>		<b>5000</b>	0	0	0	0
20	<b>PROVISION FOR CONTINGENCIES</b>		<b>6000</b>	0	0	0	0
21	<b>Total Disbursements/Expenditures</b>			51,218,761	3,368,811	4,311,462	58,899,034
22	<b>Excess of Receipts/Revenue Over/(Under) Disbursements/Expenditures</b>			<b>(2,759,953)</b>	618,264	<b>(921,206)</b>	371,338
23	<b>OTHER SOURCES/USES OF FUNDS</b>						
24	<b>OTHER SOURCES OF FUNDS (7000)</b>			0	0	0	0
25	<b>OTHER USES OF FUNDS (8000)</b>			0	1,730,000	0	1,730,000
26	<b>TOTAL OTHER SOURCES/USES OF FUNDS</b>			0	<b>(1,730,000)</b>	0	<b>(1,730,000)</b>
27	<b>ESTIMATED ENDING FUND BALANCE</b>			<b>(349,417)</b>	3,020,472	<b>(137,306)</b>	6,196,501
						8,730,250	

**ILLINOIS STATE BOARD OF EDUCATION  
SCHOOL BUSINESS SERVICES DIVISION**

	A	B	H	I	J	K	L
1			<b>ESTIMATED BUDGET FY2017-2018</b>				
2							
3	<b>Collinsville CUSD# 10</b>	<b>41-057-0100-26</b>					
4	<i>District Number</i>						
5							
6			Educational Fund	Operations & Maintenance Fund	Transportation Fund	Working Cash Fund	Total
7	<b>ESTIMATED BEGINNING FUND BALANCE</b> <i>(must equal prior Ending Fund Balance)</i>		<b>(349,417)</b>	3,020,472	<b>(137,306)</b>	6,196,501	8,730,250
8	<b>RECEIPTS/REVENUES</b>	Acct #					
9	<b>LOCAL SOURCES</b>	1000					0
10	<b>FLOW-THROUGH RECEIPTS/REVENUES FROM ONE DISTRICT TO ANOTHER DISTRICT</b>	2000					0
11	<b>STATE SOURCES</b>	3000					0
12	<b>FEDERAL SOURCES</b>	4000					0
13	<b>Total Receipts/Revenues</b>		0	0	0	0	0
14	<b>DISBURSEMENTS/EXPENDITURES</b>	Funct #					
15	<b>INSTRUCTION</b>	1000					0
16	<b>SUPPORT SERVICES</b>	2000					0
17	<b>COMMUNITY SERVICES</b>	3000					0
18	<b>PAYMENTS TO OTHER DISTRICTS &amp; GOVT. UNITS</b>	4000					0
19	<b>DEBT SERVICES</b>	5000					0
20	<b>PROVISION FOR CONTINGENCIES</b>	6000					0
21	<b>Total Disbursements/Expenditures</b>		0	0	0		0
22	<b>Excess of Receipts/Revenue Over/(Under) Disbursements/Expenditures</b>		0	0	0	0	0
23	<b>OTHER SOURCES/USES OF FUNDS</b>						
24	<b>OTHER SOURCES OF FUNDS (7000)</b>						0
25	<b>OTHER USES OF FUNDS (8000)</b>						0
26	<b>TOTAL OTHER SOURCES/USES OF FUNDS</b>		0	0	0	0	0
27	<b>ESTIMATED ENDING FUND BALANCE</b>		<b>(349,417)</b>	3,020,472	<b>(137,306)</b>	6,196,501	8,730,250

**ILLINOIS STATE BOARD OF EDUCATION  
SCHOOL BUSINESS SERVICES DIVISION**

	A	B	M	N	O	P	Q	
1	<b>Collinsville CUSD# 10      41-057-0100-26</b>		<b>ESTIMATED BUDGET FY2018-2019</b>					
2								
3								
4								<i>District Number</i>
5								
6			Educational Fund	Operations & Maintenance Fund	Transportation Fund	Working Cash Fund	Total	
7	<b>ESTIMATED BEGINNING FUND BALANCE (must equal prior Ending Fund Balance)</b>		(349,417)	3,020,472	(137,306)	6,196,501	8,730,250	
8	<b>RECEIPTS/REVENUES</b>	Acct #						
9	<b>LOCAL SOURCES</b>	1000					0	
10	<b>FLOW-THROUGH RECEIPTS/REVENUES FROM ONE DISTRICT TO ANOTHER DISTRICT</b>	2000					0	
11	<b>STATE SOURCES</b>	3000					0	
12	<b>FEDERAL SOURCES</b>	4000					0	
13	<b>Total Receipts/Revenues</b>		0	0	0	0	0	
14	<b>DISBURSEMENTS/EXPENDITURES</b>	Funct #						
15	<b>INSTRUCTION</b>	1000					0	
16	<b>SUPPORT SERVICES</b>	2000					0	
17	<b>COMMUNITY SERVICES</b>	3000					0	
18	<b>PAYMENTS TO OTHER DISTRICTS &amp; GOVT. UNITS</b>	4000					0	
19	<b>DEBT SERVICES</b>	5000					0	
20	<b>PROVISION FOR CONTINGENCIES</b>	6000					0	
21	<b>Total Disbursements/Expenditures</b>		0	0	0		0	
22	<b>Excess of Receipts/Revenue Over/(Under) Disbursements/Expenditures</b>		0	0	0	0	0	
23	<b>OTHER SOURCES/USES OF FUNDS</b>							
24	<b>OTHER SOURCES OF FUNDS (7000)</b>						0	
25	<b>OTHER USES OF FUNDS (8000)</b>						0	
26	<b>TOTAL OTHER SOURCES/USES OF FUNDS</b>		0	0	0	0	0	
27	<b>ESTIMATED ENDING FUND BALANCE</b>		(349,417)	3,020,472	(137,306)	6,196,501	8,730,250	

**ILLINOIS STATE BOARD OF EDUCATION  
SCHOOL BUSINESS SERVICES DIVISION**

	A	B	R	S	T	U	V
1			<b>ESTIMATED BUDGET FY2019-2020</b>				
2							
3	<b>Collinsville CUSD# 10</b>	<b>41-057-0100-26</b>					
4	<i>District Number</i>						
5							
6			Educational Fund	Operations & Maintenance Fund	Transportation Fund	Working Cash Fund	Total
7	<b>ESTIMATED BEGINNING FUND BALANCE</b> <i>(must equal prior Ending Fund Balance)</i>		(349,417)	3,020,472	(137,306)	6,196,501	8,730,250
8	<b>RECEIPTS/REVENUES</b>	Acct #					
9	<b>LOCAL SOURCES</b>	1000					0
10	<b>FLOW-THROUGH RECEIPTS/REVENUES FROM ONE DISTRICT TO ANOTHER DISTRICT</b>	2000					0
11	<b>STATE SOURCES</b>	3000					0
12	<b>FEDERAL SOURCES</b>	4000					0
13	<b>Total Receipts/Revenues</b>		0	0	0	0	0
14	<b>DISBURSEMENTS/EXPENDITURES</b>	Funct #					
15	<b>INSTRUCTION</b>	1000					0
16	<b>SUPPORT SERVICES</b>	2000					0
17	<b>COMMUNITY SERVICES</b>	3000					0
18	<b>PAYMENTS TO OTHER DISTRICTS &amp; GOVT. UNITS</b>	4000					0
19	<b>DEBT SERVICES</b>	5000					0
20	<b>PROVISION FOR CONTINGENCIES</b>	6000					0
21	<b>Total Disbursements/Expenditures</b>		0	0	0		0
22	<b>Excess of Receipts/Revenue Over/(Under) Disbursements/Expenditures</b>		0	0	0	0	0
23	<b>OTHER SOURCES/USES OF FUNDS</b>						
24	<b>OTHER SOURCES OF FUNDS (7000)</b>						0
25	<b>OTHER USES OF FUNDS (8000)</b>						0
26	<b>TOTAL OTHER SOURCES/USES OF FUNDS</b>		0	0	0	0	0
27	<b>ESTIMATED ENDING FUND BALANCE</b>		(349,417)	3,020,472	(137,306)	6,196,501	8,730,250

**ILLINOIS STATE BOARD OF EDUCATION  
SCHOOL BUSINESS SERVICES DIVISION**

	A	B	W	X	Y	Z
1			<b>SUMMARY</b> <b>BUDGET ADDENDUM - DEFICIT REDUCTION PLAN</b> <b>ESTIMATED BUDGET</b> <i>Date of Adoption:</i> _____ <i>(Enter as MM/DD/YY)</i>			
2						
3	<b>Collinsville CUSD# 10</b>	<b>41-057-0100-26</b>				
4	<i>District Number</i>					
5						
6						
7	<b>ESTIMATED BEGINNING FUND BALANCE</b> <i>(must equal prior Ending Fund Balance)</i>		13,151,807	8,730,250	8,730,250	8,730,250
8	<b>RECEIPTS/REVENUES</b>	<b>Acct #</b>				
9	<b>LOCAL SOURCES</b>	<b>1000</b>	26,413,370	0	0	0
10	<b>FLOW-THROUGH RECEIPTS/REVENUES FROM ONE DISTRICT TO ANOTHER DISTRICT</b>	<b>2000</b>	85,000	0	0	0
11	<b>STATE SOURCES</b>	<b>3000</b>	24,413,367	0	0	0
12	<b>FEDERAL SOURCES</b>	<b>4000</b>	5,295,740	0	0	0
13	<b>Total Receipts/Revenues</b>		56,207,477	0	0	0
14	<b>DISBURSEMENTS/EXPENDITURES</b>	<b>Funct #</b>				
15	<b>INSTRUCTION</b>	<b>1000</b>	33,641,289	0	0	0
16	<b>SUPPORT SERVICES</b>	<b>2000</b>	23,433,736	0	0	0
17	<b>COMMUNITY SERVICES</b>	<b>3000</b>	226,359	0	0	0
18	<b>PAYMENTS TO OTHER DISTRICTS &amp; GOVT. UNITS</b>	<b>4000</b>	1,597,650	0	0	0
19	<b>DEBT SERVICES</b>	<b>5000</b>	0	0	0	0
20	<b>PROVISION FOR CONTINGENCIES</b>	<b>6000</b>	0	0	0	0
21	<b>Total Disbursements/Expenditures</b>		58,899,034	0	0	0
22	<b>Excess of Receipts/Revenue Over/(Under) Disbursements/Expenditures</b>		(2,691,557)	0	0	0
23	<b>OTHER SOURCES/USES OF FUNDS</b>					
24	<b>OTHER SOURCES OF FUNDS (7000)</b>		0	0	0	0
25	<b>OTHER USES OF FUNDS (8000)</b>		1,730,000	0	0	0
26	<b>TOTAL OTHER SOURCES/USES OF FUNDS</b>		(1,730,000)	0	0	0
27	<b>ESTIMATED ENDING FUND BALANCE</b>		8,730,250	8,730,250	8,730,250	8,730,250

**Deficit Reduction Plan-Background/Assumptions**  
**Fiscal Year 2016-2017 through Fiscal Year 2019-2020**

---

---

**Collinsville CUSD# 10**      **41-057-0100-26**

---

*Please complete the following schedule and include a brief description to identify any areas of the budget that will be impacted from one year to the next. If the deficit reduction plan relies upon new local revenues, identify contingencies for further budget reductions which will be enacted in the event those new revenues are not available. For additional information, please see:*

<http://www.isbe.net/sfms/budget/default.htm>

---

**1. Background and Narrative of Budget Reductions:**

**2. Assumptions Used in the Deficit Reduction Plan:**

- Foundation Levels for General State Aid:

- Equal Assessed Valuation and Tax Rates:

- Employee Salaries and Benefits:

**- Short and Long Term Borrowing:**

**- Educational Impact:**

**- Other Assumptions:**

**- Has the district considered shared services or outsourcing (Ex: Transportation, Insurance) If yes please explain:**

## ESTIMATED LIMITATION OF ADMINISTRATIVE COSTS

*(For Local Use Only)*

***This is an estimated Limitation of Administrative Costs Worksheet only and will not be accepted for Official Submission of the Limitation of Administrative Costs Worksheet.***

*The worksheet is intended for use during the budgeting process to estimate the district's percent increase of FY2017 budgeted expenditures over FY2016 actual expenditures. Budget information is copied to this page. Insert the prior year estimated actual expenditures to compute the estimated percentage increase (decrease).*

*The official Limitation of Administrative Costs Worksheet is attached to the end of the Annual Financial Report (ISBE Form 50-35) and may be submitted in conjunction with that report.*

*An official Limitation of Administrative Costs Worksheet can also be found on the ISBE website at:*

[Limitation of Administrative Costs](#)

<b>ESTIMATED LIMITATION OF ADMINISTRATIVE COSTS WORKSHEET</b> (Section 17-1.5 of the School Code)		School District Name: <b>Collinsville CUSD# 10</b>					
		RCDDT Number: <b>41-057-0100-26</b>					
		<b>Estimated Actual Expenditures, Fiscal Year 2016</b>			<b>Budgeted Expenditures, Fiscal Year 2017</b>		
Description (Enter Whole Numbers Only)	Funct #	(10) Educational Fund	(20) Operations & Maintenance Fund	Total	(10) Educational Fund	(20) Operations & Maintenance Fund	Total
1. Executive Administration Services	2320	253,191		253,191	268,235		268,235
2. Special Area Administration Services	2330	168,139		168,139	159,787		159,787
3. Other Support Services - School Administration	2490	6,150		6,150	2,350		2,350
4. Direction of Business Support Services	2510	198,717		198,717	202,051	0	202,051
5. Internal Services	2570	117,742		117,742	121,838		121,838
6. Direction of Central Support Services	2610	0		0	0		0
7. Deduct - Early Retirement or other pension obligations required by state law and include above				0			0
<b>8. Totals</b>		<b>743,939</b>	<b>0</b>	<b>743,939</b>	<b>754,261</b>	<b>0</b>	<b>754,261</b>
<b>9. Estimated Percent Increase (Decrease) for FY2017 (Budgeted) over FY2016 (Actual)</b>							<b>1%</b>



## Reference Description

---

- <sup>1</sup> Each fund balance should correspond to the fund balance reflected on the books as of June 30th - Balance Sheet Accounts #720 and #730 (audit figures, if available).
- <sup>2</sup> Accounting and Financial Reporting for Certain Grants and Other Financial Assistance. The "On-Behalf" Payments should only be reflected on this page (Budget Summary, Lines 10 and 20).
- <sup>3</sup> Requires the secretary of the school board to notify the county clerk (within 30 days of the transfer approval) to abate an equal amount of taxes to be next extended. See Sec. 10-22.14 & 17-2.11.
- <sup>3a</sup> Requires notification to the county clerk to abate an equal amount from taxes next extended. See section 10-22.14
- <sup>4</sup> Principal on Bonds Sold:
  - (1) Funding Bonds are to be entered in the fund or funds in which the liability occurs.
  - (2) Refunding Bonds can be entered in the Debt Services Fund only.
  - (3) Building Bonds can be entered in the Capital Projects Fund only.
  - (4) Fire Prevention and Safety Bonds can be entered in the Fire Prevention & Safety Fund only.
- <sup>5</sup> The proceeds from the sale of school sites, buildings, or other real estate shall be used first to pay the principal and interest on any outstanding bonds on the property being sold, and after all such bonds have been retired, the remaining proceeds from the sale next shall be used by the school board to meet any urgent district needs as determined under Sections 2-3.12 and 17-2.11 of the School Code. Once these issues have been addressed, any remaining proceeds may be used for any other authorized purpose and for deposit into any district fund.
- <sup>6</sup> The School Code, Section 10-22.44 prohibits the transfer of interest earned on the investment of "any funds for purposes of Illinois Municipal Retirement under the Pension Code." This prohibition does not include funds for Social Security and Medicare-only purposes. For additional requirements on interest earnings, see 23 Illinois Administrative Code, Part 100, Section 100.50.
- <sup>7</sup> Cash plus investments must be greater than or equal to zero.
- <sup>8</sup> For cash basis budgets, this total will equal the Budget Summary - Total Direct Receipts/Revenues (Line 9) plus Total Other Sources of Funds (Line 46).
- <sup>9</sup> For cash basis budgets, this total will equal the Budget Summary - Total Direct Disbursements/Expenditures (Line 19) plus Total Other Uses of Funds (Line 79).
- <sup>10</sup> Working Cash Fund loans may be made to any district fund for which taxes are levied (Section 20-5 of the School Code).
- <sup>11</sup> Include revenue accounts 1110 through 1115, 1117, 1118 & 1120.
- <sup>12</sup> The School Code Section 17-2.2c. Tax for leasing educational facilities or computer technology or both, and for temporary relocation expense purposes.
- <sup>13</sup> Corporate personal property replacement tax revenue must be first applied to the Municipal Retirement/Social Security Fund to replace tax revenue lost due to the abolition of the corporate personal property tax (30 ILCS 115/12). This provision does not apply to taxes levied for Medicare-Only purposes.
- <sup>14</sup> Only tuition payments made to private facilities. See Functions 4200 or 4400 for estimated public facility disbursements/expenditures.
- <sup>15</sup> Payment towards the retirement of lease/purchase agreements or bonded/other indebtedness (principal only) otherwise reported within the fund - e.g.: alternate revenue bonds. (Describe & Itemize)
- <sup>16</sup> Only abolishment of Working Cash Fund must transfer its funds directly to the Educational Fund upon adoption of a resolution and at the close of the current school Year (see 105 ILCS 5/20-8 for further explanation)  
Only abatement of working cash fund can transfer its funds to any fund in most need of money (see 105 ILCS 5/20-10 for further explanation)

<b>CHECK FOR ERRORS</b>	
<p>This worksheet checks various cells to assure that selected items are in balance.            Out-of-balance conditions are accompanied by an error message.            Errors must be corrected before the budget is finalized and submitted to ISBE.</p>	
Budget Item References	Message
<b>Is Deficit Reduction Plan Required?</b>	<b>Deficit reduction plan is not required.</b>
<b>If required, is Deficit Reduction Plan Completed (Page: DefReductPlan 20-24)?</b>	
<b>1. Cover Page - CASH or ACCRUAL</b>	
Check one type of Accounting Basis used on the Cover sheet.	<b>CASH</b>
<b>2. Budget Summary: Other Sources (Page BudgetSum 2-3 - Acct 7000), must equal Other Uses (BudgetSum 2-3 - Acct. 8000).</b>	
Estimated Beginning Fund Balance July,1 2015 for all Funds (Cells C3 - K3) <b>(Line must have a number or zero. Do not leave blank.)</b>	<b>OK</b>
Transfer Among Funds (Funds 10, 20, 40 - Acct 7130 - Cells C29, D29, F29), must equal (Funds 10, 20 & 40 - Acct 8130 - Cells C52, D52, F52).	<b>OK</b>
Transfer of Interest (Funds 10 thru 90 - Acct 7140 - Cells C30:K30), must equal (Funds 10 thru 60, & 80 - Acct 8140 - Cells C53:H53, J53).	<b>OK</b>
Transfer to Debt Service to Pay Principal on Capital Leases (Fund 30 - Acct 7400 - Cell E39) must equal (Funds 10, 20 & 60 - Acct 8400 Cells C57:H60).	<b>OK</b>
Transfer to Debt Service to Pay Interest on Capital Leases (Fund 30 - Acct 7500 - Cell E40) must equal (Funds 10, 20 & 60 - Acct 8500 - Cells C61:H64).	<b>OK</b>
Transfer to Debt Service Fund to Pay Principal on Revenue Bonds (Fund 30 - Acct 7600 - Cell E41) must equal (Funds 10 & 20 - Acct 8600 - Cells C65:D68).	<b>OK</b>
Transfer to Debt Service to Pay Interest on Revenue Bonds (Fund 30 - Acct 7700 - Cell E42) must equal (Funds 10 & 20 - Acct 8700 - Cells C69:D72).	<b>OK</b>
Transfer to Capital Projects Fund (Fund 60 - Acct 7800 - Cell H43) must equal (Fund 10 & 20, Acct 8800 - Cells C73:D76).	<b>OK</b>
<b>3. Summary of Cash Transactions: Beginning Cash Balance on Hand July 1, 2015, (CashSum 4, All Funds), cannot be negative.</b>	
Educational (Fund 10 - Cell C3)	<b>OK</b>
Operations & Maintenance (Fund 20 - Cell D3)	<b>OK</b>
Debt Service (Fund 30 - Cell E3)	<b>OK</b>
Transportation (Fund 40 - Cell F3)	<b>OK</b>
Municipal Retirement/Social Security (Fund 50 - Cell G3)	<b>OK</b>
Capital Projects (Fund 60 - Cell H3)	<b>OK</b>
Working Cash (Fund 70 - Cell I3)	<b>OK</b>
Tort (Fund 80 - Cell J3)	<b>OK</b>
Fire Prevention & Safety (Fund 90 - Cell K3)	<b>OK</b>
<b>4. Summary of Cash Transactions: Ending Cash Balance on Hand June 30, 2016, (Page CashSum 4 - All Funds), cannot be negative.</b>	
Educational (Fund 10 - Cell C21)	<b>OK</b>
Operations & Maintenance (Fund 20 - Cell D21)	<b>OK</b>
Debt Service (Fund 30 - Cell E21)	<b>OK</b>
Transportation (Fund 40 - F21)	<b>OK</b>
Municipal Retirement/Social Security (Fund 50 - Cell G21)	<b>OK</b>
Capital Projects (Fund 60 - H21)	<b>OK</b>
Working Cash (Fund 70 - Cell I21)	<b>OK</b>
Tort (Fund 80 - Cell J21)	<b>OK</b>
Fire Prevention & Safety (Fund 90 - Cell K21)	<b>OK</b>
<b>5. Summary of Cash Transactions: Other Receipts, (Page CashSum 4), must equal Other Disbursements, (Page CashSum 4).</b>	
Interfund Loans Payable (Funds 10:60, 80, 90 - Acct 411 - Cells C6:H6, J6:K6) must equal Interfund Loans Receivable (Funds 10:20, 40, 70 - Acct 141 - Cells C15:D15, F15, I15).	<b>OK</b>
Interfund Loans Receivable (Funds 10, 20, 40 & 70 - Acct 141 - Cells C7:D7, F7, I7) must equal Interfund Loans Payable (Funds 10:60, 80, 90 - Acct 411 - Cells C16:H16, J16, K16).	<b>OK</b>

*End of Balancing*

10. **New Business**

10.1. Applications for Recognition of Schools

**Application for Recognition of Public Schools 2016-2017****Collinsville High School**  
**41-0570100-26 0001**

Pending - School Admin/Document Author

- 
- YES** Do you have any paraprofessionals in your school?
- YES** In accordance with the 23 Illinois Administrative Code Part I, Subpart A, Sections 1.10-1.100, School Recognition Requirements rules, i.e., accountability framework including school improvement plans, operational requirements, state assessment, waiver of State Board Rules and School Code Mandates, etc.
- YES** In accordance with the 23 Illinois Administrative Code, Part I, Subpart B, Sections 1.210-1.290, School Governance rules, i.e., equal opportunities for all students, waiver of school fees, discipline, absenteeism, and truancy policies, and use of isolated time out and physical restraint, etc.
- YES** In accordance with the 23 Illinois Administrative Code, Part I, Subpart C, Sections 1.310-1.330, School District Administration rules, i.e., administrative responsibilities, evaluation of certified staff in contractual continued service, and hazardous materials training, etc.
- YES** In accordance with 23 Illinois Administrative Code, Part I, Subpart D, Sections 1.410-1.470, The Instructional Program Rules, i.e., basic standards, criteria for elementary and high schools, required course substitute, special programs, credit earned through proficiency examinations, consumer education proficiency tests, ethnic foreign language credit and program approval, adult and continuing education, etc.
- YES** In accordance with the 23 Illinois Administrative Code, Part I, Subpart E, Sections 1.510-1.530, Support Services rules, i.e., transportation, health services, and training of school bus driver instructors, etc.
- YES** In accordance with the 23 Illinois Administrative Code, Part I, Subpart F, Sections 1.610-1.660, Staff Certification Requirements rules, i.e., noncertificated personnel, transcripts of credits, records of professional personnel, and records of professional personnel, etc.
- YES** In accordance with the 23 Illinois Administrative Code, Part I, Subpart G, Sections 1.705-1.790, Staff Qualifications rules, i.e., requirements for elementary teachers, requirements for teachers of middle grades, requirements for secondary teachers and specified subject area teachers in grades 6 and above, standards for reading, media services, pupil personnel services, special education personnel, requirements for bilingual education teachers, teachers of English as a second language, substitute teachers, and supervision of speech-language pathology assistants etc.

**Application for Recognition of Public Schools 2016-2017****Collinsville Middle School**  
**41-0570100-26 1003****Pending - District Admin**

- 
- YES** Do you have any paraprofessionals in your school?
- YES** In accordance with the 23 Illinois Administrative Code Part I, Subpart A, Sections 1.10-1.100, School Recognition Requirements rules, i.e., accountability framework including school improvement plans, operational requirements, state assessment, waiver of State Board Rules and School Code Mandates, etc.
- YES** In accordance with the 23 Illinois Administrative Code, Part I, Subpart B, Sections 1.210-1.290, School Governance rules, i.e., equal opportunities for all students, waiver of school fees, discipline, absenteeism, and truancy policies, and use of isolated time out and physical restraint, etc.
- YES** In accordance with the 23 Illinois Administrative Code, Part I, Subpart C, Sections 1.310-1.330, School District Administration rules, i.e., administrative responsibilities, evaluation of certified staff in contractual continued service, and hazardous materials training, etc.
- YES** In accordance with 23 Illinois Administrative Code, Part I, Subpart D, Sections 1.410-1.470, The Instructional Program Rules, i.e., basic standards, criteria for elementary and high schools, required course substitute, special programs, credit earned through proficiency examinations, consumer education proficiency tests, ethnic foreign language credit and program approval, adult and continuing education, etc.
- YES** In accordance with the 23 Illinois Administrative Code, Part I, Subpart E, Sections 1.510-1.530, Support Services rules, i.e., transportation, health services, and training of school bus driver instructors, etc.
- YES** In accordance with the 23 Illinois Administrative Code, Part I, Subpart F, Sections 1.610-1.660, Staff Certification Requirements rules, i.e., noncertificated personnel, transcripts of credits, records of professional personnel, and records of professional personnel, etc.
- YES** In accordance with the 23 Illinois Administrative Code, Part I, Subpart G, Sections 1.705-1.790, Staff Qualifications rules, i.e., requirements for elementary teachers, requirements for teachers of middle grades, requirements for secondary teachers and specified subject area teachers in grades 6 and above, standards for reading, media services, pupil personnel services, special education personnel, requirements for bilingual-education teachers, teachers of English as a second language, substitute teachers, and supervision of speech-language pathology assistants etc.

## Application for Recognition of Public Schools 2016-2017

Collinsville Middle School  
41-0570100-26 1003

Pending - District Admin

---

- YES Do you have any paraprofessionals in your school?
- YES In accordance with the 23 Illinois Administrative Code Part I, Subpart A, Sections 1.10-1.100, School Recognition Requirements rules, i.e., accountability framework including school improvement plans, operational requirements, state assessment, waiver of State Board Rules and School Code Mandates, etc.
- YES In accordance with the 23 Illinois Administrative Code, Part I, Subpart B, Sections 1.210-1.290, School Governance rules, i.e., equal opportunities for all students, waiver of school fees, discipline, absenteeism, and truancy policies, and use of isolated time out and physical restraint, etc.
- YES In accordance with the 23 Illinois Administrative Code, Part I, Subpart C, Sections 1.310-1.330, School District Administration rules, i.e., administrative responsibilities, evaluation of certified staff in contractual continued service, and hazardous materials training, etc.
- YES In accordance with 23 Illinois Administrative Code, Part I, Subpart D, Sections 1.410-1.470, The Instructional Program Rules, i.e., basic standards, criteria for elementary and high schools, required course substitute, special programs, credit earned through proficiency examinations, consumer education proficiency tests, ethnic foreign language credit and program approval, adult and continuing education, etc.
- YES In accordance with the 23 Illinois Administrative Code, Part I, Subpart E, Sections 1.510-1.530, Support Services rules, i.e., transportation, health services, and training of school bus driver instructors, etc.
- YES In accordance with the 23 Illinois Administrative Code, Part I, Subpart F, Sections 1.610-1.660, Staff Certification Requirements rules, i.e., noncertificated personnel, transcripts of credits, records of professional personnel, and records of professional personnel, etc.
- YES In accordance with the 23 Illinois Administrative Code, Part I, Subpart G, Sections 1.705-1.790, Staff Qualifications rules, i.e., requirements for elementary teachers, requirements for teachers of middle grades, requirements for secondary teachers and specified subject area teachers in grades 6 and above, standards for reading, media services, pupil personnel services, special education personnel, requirements for bilingual education teachers, teachers of English as a second language, substitute teachers, and supervision of speech-language pathology assistants etc.

**Dorris Intermediate Sch****41-0570100-26 2024**

---

- YES** Do you have any paraprofessionals in your school?
- YES** In accordance with the 23 Illinois Administrative Code Part I, Subpart A, Sections 1.10-1.100, School Recognition Requirements rules, i.e., accountability framework including school improvement plans, operational requirements, state assessment, waiver of State Board Rules and School Code Mandates, etc.
- YES** In accordance with the 23 Illinois Administrative Code, Part I, Subpart B, Sections 1.210-1.290, School Governance rules, i.e., equal opportunities for all students, waiver of school fees, discipline, absenteeism, and truancy policies, and use of isolated time out and physical restraint, etc.
- YES** In accordance with the 23 Illinois Administrative Code, Part I, Subpart C, Sections 1.310-1.330, School District Administration rules, i.e., administrative responsibilities, evaluation of certified staff in contractual continued service, and hazardous materials training, etc.
- YES** In accordance with 23 Illinois Administrative Code, Part I, Subpart D, Sections 1.410-1.470, The Instructional Program Rules, i.e., basic standards, criteria for elementary and high schools, required course substitute, special programs, credit earned through proficiency examinations, consumer education proficiency tests, ethnic foreign language credit and program approval, adult and continuing education, etc.
- YES** In accordance with the 23 Illinois Administrative Code, Part I, Subpart E, Sections 1.510-1.530, Support Services rules, i.e., transportation, health services, and training of school bus driver instructors, etc.
- YES** In accordance with the 23 Illinois Administrative Code, Part I, Subpart F, Sections 1.610-1.660, Staff Certification Requirements rules, i.e., noncertificated personnel, transcripts of credits, records of professional personnel, and records of professional personnel, etc.
- YES** In accordance with the 23 Illinois Administrative Code, Part I, Subpart G, Sections 1.705-1.790, Staff Qualifications rules, i.e., requirements for elementary teachers, requirements for teachers of middle grades, requirements for secondary teachers and specified subject area teachers in grades 6 and above, standards for reading, media services, pupil personnel services, special education personnel, requirements for bilingual education teachers, teachers of English as a second language, substitute teachers, and supervision of speech-language pathology assistants etc.

# List of Paraprofessionals

8/26/2016

<u>First Initial Last</u>	<u>Qualified</u>	<u>Instructional Support Provided</u>	<u>Title I Funded Targeted Assistance</u>	<u>Title I Funded School Wide</u>	<u>Approvals</u>
<u>Madison ROE</u>					
<u>Collinsville CUSD 10</u>					
<u>Dorris Intermediate Sch</u>					
Jennifer M Brown	Yes	Yes			TASN
April N Cissell	Yes	Yes			TA TASN
Laura A Crawford	Yes	Yes			TASN
Schannon L Dial	Yes	Yes			TASN
Marcella A Dobbs	Yes	Yes			TASN
Lori A Drake	Yes	Yes			TASN
Aaron C Dye	Yes	Yes			TASN
Sabrina Good	Yes	Yes			TASN
Rondrik B Griffin	Yes	Yes			TASN
Barbara Henry	Yes	Yes			TA TAS TASN
Holli R Lorsbach	Yes	Yes			TASN
Emily Matthews	Yes	Yes			TASN
Misty M Minnick	Yes	Yes			TASN
Paula Moad	Yes	Yes			TASN
Andrea M Moore	Yes	Yes			TASN
Shonnese A Wilson	Yes	Yes			TA TASN

Caseville Elementary School  
41-0570100-26 2006

Pending - District Document Author

---

- YES** Do you have any paraprofessionals in your school?
- YES** In accordance with the 23 Illinois Administrative Code Part I, Subpart A, Sections 1.10-1.100, School Recognition Requirements rules, i.e., accountability framework including school improvement plans, operational requirements, state assessment, waiver of State Board Rules and School Code Mandates, etc.
- YES** In accordance with the 23 Illinois Administrative Code, Part I, Subpart B, Sections 1.210-1.290, School Governance rules, i.e., equal opportunities for all students, waiver of school fees, discipline, absenteeism, and truancy policies, and use of isolated time out and physical restraint, etc.
- YES** In accordance with the 23 Illinois Administrative Code, Part I, Subpart C, Sections 1.310-1.330, School District Administration rules, i.e., administrative responsibilities, evaluation of certified staff in contractual continued service, and hazardous materials training, etc.
- YES** In accordance with 23 Illinois Administrative Code, Part I, Subpart D, Sections 1.410-1.470, The Instructional Program Rules, i.e., basic standards, criteria for elementary and high schools, required course substitute, special programs, credit earned through proficiency examinations, consumer education proficiency tests, ethnic foreign language credit and program approval, adult and continuing education, etc.
- YES** In accordance with the 23 Illinois Administrative Code, Part I, Subpart E, Sections 1.510-1.530, Support Services rules, i.e., transportation, health services, and training of school bus driver instructors, etc.
- YES** In accordance with the 23 Illinois Administrative Code, Part I, Subpart F, Sections 1.610-1.660, Staff Certification Requirements rules, i.e., noncertificated personnel, transcripts of credits, records of professional personnel, and records of professional personnel, etc.
- YES** In accordance with the 23 Illinois Administrative Code, Part I, Subpart G, Sections 1.705-1.790, Staff Qualifications rules, i.e., requirements for elementary teachers, requirements for teachers of middle grades, requirements for secondary teachers and specified subject area teachers in grades 6 and above, standards for reading, media services, pupil personnel services, special education personnel, requirements for bilingual education teachers, teachers of English as a second language, substitute teachers, and supervision of speech-language pathology assistants etc.



# List of Paraprofessionals

8/26/2016

<u>First Initial Last</u>	<u>Qualified</u>	<u>Instructional Support Provided</u>	<u>Title I Funded Targeted Assistance</u>	<u>Title I Funded School Wide</u>	<u>Approvals</u>
<u>Madison ROE</u>					
<u>Collinsville CUSD 10</u>					
<u>Caseyville Elementary School</u>					
Deborah A Arney	Yes	Yes		Yes	TASN
Beth Caselli	Yes	Yes		Yes	TASN
Shelley R Simpson	Yes	Yes		Yes	TASN

Jefferson Elem School  
41-0570100-26 2013

Pending - District Document Author

---

- NO** Do you have any paraprofessionals in your school?
- YES** In accordance with the 23 Illinois Administrative Code Part I, Subpart A, Sections 1.10-1.100, School Recognition Requirements rules, i.e., accountability framework including school improvement plans, operational requirements, state assessment, waiver of State Board Rules and School Code Mandates, etc.
- YES** In accordance with the 23 Illinois Administrative Code, Part I, Subpart B, Sections 1.210-1.290, School Governance rules, i.e., equal opportunities for all students, waiver of school fees, discipline, absenteeism, and truancy policies, and use of isolated time out and physical restraint, etc.
- YES** In accordance with the 23 Illinois Administrative Code, Part I, Subpart C, Sections 1.310-1.330, School District Administration rules, i.e., administrative responsibilities, evaluation of certified staff in contractual continued service, and hazardous materials training, etc.
- YES** In accordance with 23 Illinois Administrative Code, Part I, Subpart D, Sections 1.410-1.470, The Instructional Program Rules, i.e., basic standards, criteria for elementary and high schools, required course substitute, special programs, credit earned through proficiency examinations, consumer education proficiency tests, ethnic foreign language credit and program approval, adult and continuing education, etc.
- YES** In accordance with the 23 Illinois Administrative Code, Part I, Subpart E, Sections 1.510-1.530, Support Services rules, i.e., transportation, health services, and training of school bus driver instructors, etc.
- YES** In accordance with the 23 Illinois Administrative Code, Part I, Subpart F, Sections 1.610-1.660, Staff Certification Requirements rules, i.e., noncertificated personnel, transcripts of credits, records of professional personnel, and records of professional personnel, etc.
- YES** In accordance with the 23 Illinois Administrative Code, Part I, Subpart G, Sections 1.705-1.790, Staff Qualifications rules, i.e., requirements for elementary teachers, requirements for teachers of middle grades, requirements for secondary teachers and specified subject area teachers in grades 6 and above, standards for reading, media services, pupil personnel services, special education personnel, requirements for bilingual education teachers, teachers of English as a second language, substitute teachers, and supervision of speech-language pathology assistants etc.



# Application for Recognition of Schools 2016-2017

SESSION  
TIMEOUT 19:43

RCDTS: 41057010026-3001

Name: Collinsville CUSD 10 (41)

Authority: 1

School: Hollywood Heights

[Home](#) | [View Application](#) | [View Paraprofessionals](#) | [User Guide](#)

## Pending - School Admin/Document Author

Based upon the 'yes' responses to the assurances, a school will receive recognition for the 2016-2017 school year pursuant to Section 2-3.25 of the School Code and the 23 Illinois Administrative Code, Part I. The following assurances and the resulting designation may be subject to verification through an on-site visit. If 'no' is checked, attach a written explanation identifying which of the criteria have not been met and include a corrective action plan (with timelines) to meet the criteria.

Items in this application must be answered yes or no.

Yes  No Do you have any paraprofessionals in your school? [View Paraprofessionals](#)

Yes  No 1. The school is in accordance with the 23 Illinois Administrative Code Part I, Subpart A, Sections 1.10-1.00, School Recognition Requirements rules, i.e., accountability framework including school improvement plans, operational requirements, state assessment, waiver of State Board Rules and School Code Mandates, etc.

Yes  No 2. The school is in accordance with the 23 Illinois Administrative Code, Part I, Subpart B, Sections 1.210-1.290, School Governance rules, i.e., equal opportunities for all students, waiver of school fees, discipline, absenteeism, and truancy policies, and use of isolated time out and physical restraint, etc.

Yes  No 3. The school is in accordance with the 23 Illinois Administrative Code, Part I, Subpart C, Sections 1.310-1.330, School District Administration rules, i.e., administrative responsibilities, evaluation of certified staff in contractual continued service, and hazardous materials training, etc.

Yes  No 4. The school is in accordance with 23 Illinois Administrative Code, Part I, Subpart D, Sections 1.410-1.470, The Instructional Program Rules, i.e., basic standards, criteria for elementary and high schools, required course substitute, special programs, credit earned through proficiency examinations, consumer education proficiency tests, ethnic foreign language credit and program approval, adult and continuing education, etc.

Yes  No 5. The school is in accordance with the 23 Illinois Administrative Code, Part I, Subpart E, Sections 1.510-1.530, Support Services rules, i.e., transportation, health services, and training of school bus driver instructors, etc.

Yes  No 6. The school is in accordance with the 23 Illinois Administrative Code, Part I, Subpart F, Sections 1.610-1.660, Staff Licensure Requirements rules, i.e., non-licensed personnel, transcripts of credits, and records of professional personnel, etc.

Yes  No 7. The school is in accordance with the 23 Illinois Administrative Code, Part I, Subpart G, Sections 1.705-1.790, Staff Qualifications rules, i.e., requirements for elementary teachers, requirements for teachers of middle grades, requirements for secondary teachers and specified subject area teachers in grades 6 and above, standards for reading, media services, pupil personnel services, special education personnel, requirements for bilingual education teachers, teachers of English as a second language, substitute teachers, and supervision of speech-language pathology assistants etc.

---

---

### Pending - School Admin/Document Author

---

Save Application

Cancel Changes

Submit

Print

Comment/Response

Have questions or need help? Contact our Call Center (217)558-3600 between 7:00am - 5:00pm CST, Monday - Friday  
or Click here to **Contact Us**

Copyright © 2004-2016, Illinois State Board of Education

# Application for Recognition of Schools 2016-2017

SESSION  
TIMEOUT 19:56






RCDTS: 41057010026-3001

Name: Collinsville CUSD 10 (41)

Authority: 1

School: Hollywood Heights

[Home](#)[View Application](#)[View Paraprofessionals](#)[User Guide](#)[Add Paraprofessional](#)[Print](#)

	IEIN #	First Initial Last	Qualified	Instructional Support Provided	Title I Funded Targeted Assistance	Title I Funded School Wide	Licensure/Approval
 <input checked="" type="checkbox"/>	796997	Elaine C Mayes	Yes	Yes			TASN
 <input checked="" type="checkbox"/>	1163690	Kristi Rogers	Yes	Yes			TASN
 <input checked="" type="checkbox"/>	699090	Richard J Seelen II	Yes	Yes			TASN
 <input checked="" type="checkbox"/>	994895	Josephine A Steiner	Yes	Yes			TASN
 <input checked="" type="checkbox"/>	997125	Jared L Winters	Yes	Yes			TASN
1							

[Print](#)[Return Back to Application](#)

**Application for Recognition of Public Schools 2016-2017****Kreitner Elem School**  
**41-0570100-26 2011****Pending - District Admin**

---

- YES** Do you have any paraprofessionals in your school?
- YES** In accordance with the 23 Illinois Administrative Code Part I, Subpart A, Sections 1.10-1.100, School Recognition Requirements rules, i.e., accountability framework including school improvement plans, operational requirements, state assessment, waiver of State Board Rules and School Code Mandates, etc.
- YES** In accordance with the 23 Illinois Administrative Code, Part I, Subpart B, Sections 1.210-1.290, School Governance rules, i.e., equal opportunities for all students, waiver of school fees, discipline, absenteeism, and truancy policies, and use of isolated time out and physical restraint, etc.
- YES** In accordance with the 23 Illinois Administrative Code, Part I, Subpart C, Sections 1.310-1.330, School District Administration rules, i.e., administrative responsibilities, evaluation of certified staff in contractual continued service, and hazardous materials training, etc.
- YES** In accordance with 23 Illinois Administrative Code, Part I, Subpart D, Sections 1.410-1.470, The Instructional Program Rules, i.e., basic standards, criteria for elementary and high schools, required course substitute, special programs, credit earned through proficiency examinations, consumer education proficiency tests, ethnic foreign language credit and program approval, adult and continuing education, etc.
- YES** In accordance with the 23 Illinois Administrative Code, Part I, Subpart E, Sections 1.510-1.530, Support Services rules, i.e., transportation, health services, and training of school bus driver instructors, etc.
- YES** In accordance with the 23 Illinois Administrative Code, Part I, Subpart F, Sections 1.610-1.660, Staff Certification Requirements rules, i.e., noncertificated personnel, transcripts of credits, records of professional personnel, and records of professional personnel, etc.
- YES** In accordance with the 23 Illinois Administrative Code, Part I, Subpart G, Sections 1.705-1.790, Staff Qualifications rules, i.e., requirements for elementary teachers, requirements for teachers of middle grades, requirements for secondary teachers and specified subject area teachers in grades 6 and above, standards for reading, media services, pupil personnel services, special education personnel, requirements for bilingual education teachers, teachers of English as a second language, substitute teachers, and supervision of speech-language pathology assistants etc.

# Application for Recognition of Schools 2016-2017

SESSION TIMEOUT 19:50

RCDTS: 41057010026-2022

Name: Collinsville CUSD 10

Authority: 1

School: Maryville Elem School

- [Home](#)
- [View Application](#)
- [View Paraprofessionals](#)
- [User Guide](#)

## Pending - District Admin

Based upon the 'yes' responses to the assurances, a school will receive recognition for the 2016-2017 school year pursuant to Section 2-3.25 of the School Code and the 23 Illinois Administrative Code, Part I. The following assurances and the resulting designation may be subject to verification through an on-site visit. If 'no' is checked, attach a written explanation identifying which of the criteria have not been met and include a corrective action plan (with timelines) to meet the criteria.

Items in this application must be answered yes or no.

Yes  No Do you have any paraprofessionals in your school? [View Paraprofessionals](#)

Yes  No 1. The school is in accordance with the 23 Illinois Administrative Code Part I, Subpart A, Sections 1.10-1.00, School Recognition Requirements rules, i.e., accountability framework including school improvement plans, operational requirements, state assessment, waiver of State Board Rules and School Code Mandates, etc.

Yes  No 2. The school is in accordance with the 23 Illinois Administrative Code, Part I, Subpart B, Sections 1.210-1.290, School Governance rules, i.e., equal opportunities for all students, waiver of school fees, discipline, absenteeism, and truancy policies, and use of isolated time out and physical restraint, etc.

Yes  No 3. The school is in accordance with the 23 Illinois Administrative Code, Part I, Subpart C, Sections 1.310-1.330, School District Administration rules, i.e., administrative responsibilities, evaluation of certified staff in contractual continued service, and hazardous materials training, etc.

Yes  No 4. The school is in accordance with 23 Illinois Administrative Code, Part I, Subpart D, Sections 1.410-1.470, The Instructional Program Rules, i.e., basic standards, criteria for elementary and high schools, required course substitute, special programs, credit earned through proficiency examinations, consumer education proficiency tests, ethnic foreign language credit and program approval, adult and continuing education, etc.

Yes  No 5. The school is in accordance with the 23 Illinois Administrative Code, Part I, Subpart E, Sections 1.510-1.530, Support Services rules, i.e., transportation, health services, and training of school bus driver instructors, etc.

Yes  No 6. The school is in accordance with the 23 Illinois Administrative Code, Part I, Subpart F, Sections 1.610-1.660, Staff Licensure Requirements rules, i.e., non-licensed personnel, transcripts of credits, and records of professional personnel, etc.

Yes  No 7. The school is in accordance with the 23 Illinois Administrative Code, Part I, Subpart G, Sections 1.705-1.790, Staff Qualifications rules, i.e., requirements for elementary teachers, requirements for teachers of middle grades, requirements for secondary teachers and specified subject area teachers in grades 6 and above, standards for reading, media services, pupil personnel services, special education personnel, requirements for bilingual education teachers, teachers of English as a second language, substitute teachers, and supervision of speech-language pathology assistants etc.

# Application for Recognition of Schools 2016-2017

SESSION  
EMPLOY 19:56

RCDTS: 41057010026-2022

Name: Collinsville CUSD 10 (41)








Authority: 1

School: Maryville Elem School

- [Home](#) | 
 [View Application](#) | 
 [View Paraprofessionals](#) | 
 [User Guide](#)

Add Paraprofessional

Print

	IEIN #	First Initial Last	Qualified	Instructional Support Provided	Title I Funded Targeted Assistance	Title I Funded School Wide	Licensure/Approval
	785106	Karen S Bean	Yes	Yes			TASN
	910297	Lynn M Bettorf	Yes	Yes			TASN
	1014047	Jennifer S Choma	Yes	Yes			TASN
	684754	Maria A McQuary	Yes	Yes			TASN
	783870	Teresita Patterson	Yes	Yes			TASN
	1085742	KRYSTAL N TOBIN	Yes	Yes			TASN
	225731	Jenise R Wilson	Yes	Yes			TASN
1							

Print

Return Back to Application

**Application for Recognition of Public Schools 2016-2017**

**John A Renfro Elementary School**  
41-0570100-26 2014

Pending - School Admin/Document Author

---

- YES** Do you have any paraprofessionals in your school?
- YES** In accordance with the 23 Illinois Administrative Code Part I, Subpart A, Sections 1.10-1.100, School Recognition Requirements rules, i.e., accountability framework including school improvement plans, operational requirements, state assessment, waiver of State Board Rules and School Code Mandates, etc.
- YES** In accordance with the 23 Illinois Administrative Code, Part I, Subpart B, Sections 1.210-1.290, School Governance rules, i.e., equal opportunities for all students, waiver of school fees, discipline, absenteeism, and truancy policies, and use of isolated time out and physical restraint, etc.
- YES** In accordance with the 23 Illinois Administrative Code, Part I, Subpart C, Sections 1.310-1.330, School District Administration rules, i.e., administrative responsibilities, evaluation of certified staff in contractual continued service, and hazardous materials training, etc.
- YES** In accordance with 23 Illinois Administrative Code, Part I, Subpart D, Sections 1.410-1.470, The Instructional Program Rules, i.e., basic standards, criteria for elementary and high schools, required course substitute, special programs, credit earned through proficiency examinations, consumer education proficiency tests, ethnic foreign language credit and program approval, adult and continuing education, etc.
- YES** In accordance with the 23 Illinois Administrative Code, Part I, Subpart E, Sections 1.510-1.530, Support Services rules, i.e., transportation, health services, and training of school bus driver instructors, etc.
- YES** In accordance with the 23 Illinois Administrative Code, Part I, Subpart F, Sections 1.610-1.660, Staff Certification Requirements rules, i.e., noncertificated personnel, transcripts of credits, records of professional personnel, and records of professional personnel, etc.
- YES** In accordance with the 23 Illinois Administrative Code, Part I, Subpart G, Sections 1.705-1.790, Staff Qualifications rules, i.e., requirements for elementary teachers, requirements for teachers of middle grades, requirements for secondary teachers and specified subject area teachers in grades 6 and above, standards for reading, media services, pupil personnel services, special education personnel, requirements for bilingual education teachers, teachers of English as a second language, substitute teachers, and supervision of speech-language pathology assistants etc.

# List of Paraprofessionals

8/26/2016

<u>First Initial Last</u>	<u>Qualified</u>	<u>Instructional Support Provided</u>	<u>Title I Funded Targeted Assistance</u>	<u>Title I Funded School Wide</u>	<u>Approvals</u>
<b>Madison ROE</b>					
<b>Collinsville CUSD 10</b>					
<b>John A Renfro Elementary School</b>					
Christine A Horn	Yes	Yes		Yes	TASN
Sherie E Kelly	Yes	Yes		Yes	TASN
Sherry G Miller	Yes	Yes		Yes	TASN
Kimberly S Peek	Yes	Yes		Yes	TASN
Amanda S Waskom	Yes	Yes		Yes	TASN
Deborah Zumwinkel	Yes	Yes		Yes	TASN

# Application for Recognition of Public Schools 2016-2017

Summit Elementary School  
41-0570100-26 2020

Pending - District Document Author

- YES Do you have any paraprofessionals in your school?
  
- YES In accordance with the 23 Illinois Administrative Code Part I, Subpart A, Sections 1.10-1.100, School Recognition Requirements rules, i.e., accountability framework including school improvement plans, operational requirements, state assessment, waiver of State Board Rules and School Code Mandates, etc.
  
- YES In accordance with the 23 Illinois Administrative Code, Part I, Subpart B, Sections 1.210-1.290, School Governance rules, i.e., equal opportunities for all students, waiver of school fees, discipline, absenteeism, and truancy policies, and use of isolated time out and physical restraint, etc.
  
- YES In accordance with the 23 Illinois Administrative Code, Part I, Subpart C, Sections 1.310-1.330, School District Administration rules, i.e., administrative responsibilities, evaluation of certified staff in contractual continued service, and hazardous materials training, etc.
  
- YES In accordance with 23 Illinois Administrative Code, Part I, Subpart D, Sections 1.410-1.470, The Instructional Program Rules, i.e., basic standards, criteria for elementary and high schools, required course substitute, special programs, credit earned through proficiency examinations, consumer education proficiency tests, ethnic foreign language credit and program approval, adult and continuing education, etc.
  
- YES In accordance with the 23 Illinois Administrative Code, Part I, Subpart E, Sections 1.510-1.530, Support Services rules, i.e., transportation, health services, and training of school bus driver instructors, etc.
  
- YES In accordance with the 23 Illinois Administrative Code, Part I, Subpart F, Sections 1.610-1.660, Staff Certification Requirements rules, i.e., noncertificated personnel, transcripts of credits, records of professional personnel, and records of professional personnel, etc.
  
- YES In accordance with the 23 Illinois Administrative Code, Part I, Subpart G, Sections 1.705-1.790, Staff Qualifications rules, i.e., requirements for elementary teachers, requirements for teachers of middle grades, requirements for secondary teachers and specified subject area teachers in grades 6 and above, standards for reading, media services, pupil personnel services, special education personnel, requirements for bilingual education teachers, teachers of English as a second language, substitute teachers, and supervision of speech-language pathology assistants etc.

# List of Paraprofessionals

8/25/2016

<u>First Initial Last</u>	<u>Qualified</u>	<u>Instructional Support Provided</u>	<u>Title I Funded Targeted Assistance</u>	<u>Title I Funded School Wide</u>	<u>Approvals</u>
<u>Madison ROE</u>					
<u>Collinsville CUSD 10</u>					
<u>Summit Elementary School</u>					
Jeanette Clark	Yes	Yes		Yes	TASN
EMILEE M CLINE	Yes	Yes		Yes	TASN

Twin Echo Elem School  
41-0570100-26 2023

Pending - District Document Author

- 
- YES Do you have any paraprofessionals in your school?
- YES In accordance with the 23 Illinois Administrative Code Part I, Subpart A, Sections 1.10-1.100, School Recognition Requirements rules, i.e., accountability framework including school improvement plans, operational requirements, state assessment, waiver of State Board Rules and School Code Mandates, etc.
- YES In accordance with the 23 Illinois Administrative Code, Part I, Subpart B, Sections 1.210-1.290, School Governance rules, i.e., equal opportunities for all students, waiver of school fees, discipline, absenteeism, and truancy policies, and use of isolated time out and physical restraint, etc.
- YES In accordance with the 23 Illinois Administrative Code, Part I, Subpart C, Sections 1.310-1.330, School District Administration rules, i.e., administrative responsibilities, evaluation of certified staff in contractual continued service, and hazardous materials training, etc.
- YES In accordance with 23 Illinois Administrative Code, Part I, Subpart D, Sections 1.410-1.470, The Instructional Program Rules, i.e., basic standards, criteria for elementary and high schools, required course substitute, special programs, credit earned through proficiency examinations, consumer education proficiency tests, ethnic foreign language credit and program approval, adult and continuing education, etc.
- YES In accordance with the 23 Illinois Administrative Code, Part I, Subpart E, Sections 1.510-1.530, Support Services rules, i.e., transportation, health services, and training of school bus driver instructors, etc.
- YES In accordance with the 23 Illinois Administrative Code, Part I, Subpart F, Sections 1.610-1.660, Staff Certification Requirements rules, i.e., noncertificated personnel, transcripts of credits, records of professional personnel, and records of professional personnel, etc.
- YES In accordance with the 23 Illinois Administrative Code, Part I, Subpart G, Sections 1.705-1.790, Staff Qualifications rules, i.e., requirements for elementary teachers, requirements for teachers of middle grades, requirements for secondary teachers and specified subject area teachers in grades 6 and above, standards for reading, media services, pupil personnel services, special education personnel, requirements for bilingual education teachers, teachers of English as a second language, substitute teachers, and supervision of speech-language pathology assistants etc.



## Application for Recognition of Public Schools 2016-2017

Webster Elementary School  
41-0570100-26 2001

Pending - District Admin

- 
- YES** Do you have any paraprofessionals in your school?
- YES** In accordance with the 23 Illinois Administrative Code Part I, Subpart A, Sections 1.10-1.100, School Recognition Requirements rules, i.e., accountability framework including school improvement plans, operational requirements, state assessment, waiver of State Board Rules and School Code Mandates, etc.
- YES** In accordance with the 23 Illinois Administrative Code, Part I, Subpart B, Sections 1.210-1.290, School Governance rules, i.e., equal opportunities for all students, waiver of school fees, discipline, absenteeism, and truancy policies, and use of isolated time out and physical restraint, etc.
- YES** In accordance with the 23 Illinois Administrative Code, Part I, Subpart C, Sections 1.310-1.330, School District Administration rules, i.e., administrative responsibilities, evaluation of certified staff in contractual continued service, and hazardous materials training, etc.
- YES** In accordance with 23 Illinois Administrative Code, Part I, Subpart D, Sections 1.410-1.470, The Instructional Program Rules, i.e., basic standards, criteria for elementary and high schools, required course substitute, special programs, credit earned through proficiency examinations, consumer education proficiency tests, ethnic foreign language credit and program approval, adult and continuing education, etc.
- YES** In accordance with the 23 Illinois Administrative Code, Part I, Subpart E, Sections 1.510-1.530, Support Services rules, i.e., transportation, health services, and training of school bus driver instructors, etc.
- YES** In accordance with the 23 Illinois Administrative Code, Part I, Subpart F, Sections 1.610-1.660, Staff Certification Requirements rules, i.e., noncertificated personnel, transcripts of credits, records of professional personnel, and records of professional personnel, etc.
- YES** In accordance with the 23 Illinois Administrative Code, Part I, Subpart G, Sections 1.705-1.790, Staff Qualifications rules, i.e., requirements for elementary teachers, requirements for teachers of middle grades, requirements for secondary teachers and specified subject area teachers in grades 6 and above, standards for reading, media services, pupil personnel services, special education personnel, requirements for bilingual education teachers, teachers of English as a second language, substitute teachers, and supervision of speech-language pathology assistants etc.

# List of Paraprofessionals

9/12/2016

<u>First Initial Last</u>	<u>Qualified</u>	<u>Instructional Support Provided</u>	<u>Title I Funded Targeted Assistance</u>	<u>Title I Funded School Wide</u>	<u>Approvals</u>
<b>Madison ROE</b>					
<b>Collinsville CUSD 10</b>					
<b>Webster Elementary School</b>					
Sara K Baker	Yes	Yes		Yes	TASN
Deborah A Campbell	Yes	Yes		Yes	TASN
Chrystine A Cox	Yes	Yes		Yes	TASN
Phyllis D Coy	Yes	Yes		Yes	TASN
JoAnn E Dalton	Yes	Yes		Yes	TA TASN
Sherry D Lane	Yes	Yes		Yes	TASN
Janet S Lomax	Yes	Yes		Yes	TASN
Richelle M McChristian	Yes	Yes		Yes	TASN
Melody D McQuary	Yes	Yes		Yes	TASN
Elizabeth Outland	Yes	Yes		Yes	TASN
Christina K Schaefer	Yes	Yes		Yes	TASN
Courtney A Smith	Yes	Yes		Yes	TASN
Cynthia L Wongler	Yes	Yes		Yes	TASN

10.2. Approval of Stipends for Elementary  
Curriculum Council

**COLLINSVILLE COMMUNITY UNIT DISTRICT #10**

201 WEST CLAY STREET • COLLINSVILLE, IL • 62234  
WWW.KAHOXS.ORG • PHONE: 618.346.6350 • FAX: 618.346.6357

TO: Dr. Robert Green, Superintendent

FROM: LaToya Berry-Coleman, Director of Curriculum and Assessment

DATE: Sept. 13, 2016

RE: RECOMMENDATION FOR STIPENDS FOR ELEMENTARY CURRICULUM COUNCIL

In an effort to align our curriculum to the common core standards, an Elementary Curriculum Council was formed during the 2012-2013 school year to develop a Language Arts curriculum based upon these standards. The council meets outside of the regular workday. In 2014, this council began the creation of a K-6 Language Arts curriculum document, received professional development regarding the common core standards, and provided professional development to our staff. The next year, the council also developed standards based report cards for K-4th grades and organized the new math program. The council's primary goal this year is to continue math training and also begin to develop a framework for elementary science.

The CEA/Board contract allows for stipends for Elementary Curriculum Chairpersons. I am recommending that each CEA member serving on the council once again receive a stipend. The contract stipulates a total of \$9387 for these stipends. There are twelve CEA members on the council which translates to \$782.25 per person for the 2016-2017 stipends. This amount includes 9% TRS and has been written into the Title II grant. The entire stipend will be provided through federal grant funds. No local funds will be committed to this project.

CEA members serving on the council are:

- Kimberly Cook- Kreitner- kindergarten
- Ginger Schantz- Renfro- kindergarten
- Stacey Lauenstein- Renfro- grade 1
- Christine Croxell- Twin Echo – grade 1
- Michelle Theis- Twin Echo- grade 2
- Michele Sheahan- Maryville-grade 2
- Stephanie Pulse-Summit- grade 3 Special Ed.
- Ashley Boyles-Twin Echo-grade 3
- Tatum Darr-DIS-grade 5
- Jill Witte- DIS- grade 6
- Susan Bohler- District Instructional Coach
- Sarah Gray - Caseyville- Title I Director

10.3. Approval to Contract for Services with  
Environmental Consultants

10.4. Approval of Course Option for  
Collinsville Middle School

COLLINSVILLE COMMUNITY UNIT DISTRICT #10

201 WEST CLAY STREET • COLLINSVILLE, IL • 62234

WWW.KAHOKS.ORG • PHONE: 618.346.6350 • FAX: 618.346.6357



TO: Dr. Robert Green, Superintendent

FROM: Kimberly N. Jackson

DATE: August 15, 2016

RE: CMS Art

The Middle School Expo curriculum has changed in many ways for the 2016-17 school year. As presented to the board, a reading class, a health class purposed to assist with student behavior and socializing, and a technology class have all been added to the class selections this year to maximize opportunities for the students of CMS. An opportunity has presented itself to now add a class option in the area of visual arts for 2<sup>nd</sup> semester of the 2016-17 school year. Hand scheduling was done to maximize open seats and allow each of the art teachers a free period to teach a second layer of art to students that they determine are advanced. I am requesting permission to run this class as a second semester option, at no additional cost or need for personnel, in preparation for the possible long term inclusion of this course in the future.

Respectfully,

A handwritten signature in black ink, appearing to read 'Kimberly N. Jackson', with a long horizontal line extending to the right.

Kimberly N. Jackson, Principal  
Collinsville Middle School

cc: Kelly Carpenter

10.5. Presentation of Recommended Policy Update

**11. Closed Session**

**12. Personnel**

12.1. Non-Certified Employee Recommendations  
for Employment

12.2. Non-Certified Employee Resignation

12.3. Recommendation for Coaches

12.4. Motion to Approve Additional Compensation  
for Staff

12.5. Approval of Administrative Salary  
Recommendations for 2016-17

12.6. Approval of Non-Union Educational Support  
Personnel Salary Recommendations for 2016-17

12.7. Motion to Approve Additional Compensation  
for Staff

12.8. Recommendation for Volunteer Coaches

12.9. Motion to Employ Assistant Principal

12.10. Consider Approving an Addendum to the  
Superintendent's Contract to Establish 2016-17  
Salary

12.11. Non-Certified Employee Recommendation for  
Employment

12.12. Certified Employee Recommendation for  
Employment

**13. Adjourn**