



Shakopee Public Schools
School Board Teleconference Work Session
Teleconference
Teleconference
URL:
Shakopee, MN 55379

Our Mission:

Shakopee Schools, in partnership with our community, will educate lifelong learners to succeed in a diverse world.

Monday, June 8, 2020
6:00 PM

1. CALL TO ORDER SCHOOL BOARD WORK SESSION AND ROLL CALL - CHAIR PETERSON
2. PLEDGE OF ALLEGIANCE
3. CONSIDERATION OF AGENDA AS PRESENTED
4. WE ARE SHAKOPEE SCHOOLS - GOOD NEWS ITEMS
 1. Good News Item #1
 2. Good News Item #2
 3. Good News Item #3
5. PUBLIC COMMENT
6. INFORMATION
 1. New Agreement: Live Streaming of Sports and Activities Events
 2. Shakopee University Pilot-- how did it go?
 3. Financial Management: 2019-20 Budget Update
 4. Financial Management: Presentation of 2020-21 Draft Budget
 5. Financial Management: Future Plans
 6. High School Student Walking Distances
7. OTHER
8. COMMITTEE REPORTS
9. UPCOMING MEETINGS AND IMPORTANT DATES
10. ADJOURNMENT





3

Shakopee Sabers Live

Partnership Proposal Between Logan Anderson and
Shakopee High School



What Is Shakopee Sabers Live?

*We are developing an online platform dedicated to providing professional quality broadcasts for Sabers athletics and activities.

*Coverage will include broadcasts of numerous different sports and activities. The broadcast distribution schedule will be roughly even between boys and girls activities.

*This platform is free to viewers and supported by sponsors, which I will go out and secure for the school.

The logo features the word "SHAKOPEE" in a large, bold, serif font, with "Athletics and Activities" in a smaller, white, serif font below it, all set against a dark red background.

SHAKOPEE
Athletics and Activities

Success At Lakeville North

*I worked with Lakeville North last year to build a similar streaming platform on LN Panthers.live. We produced 85+ activities and shows despite having our entire spring schedule canceled.

*During the first year on LN Panthers.live we accrued nearly 21,000 unique plays.

*We sold over \$35,000 in sponsorships in year one and expect significant growth in the future.



The Basics To Get Started: Equipment and Software

We would need approximately \$2,500 worth of equipment and software to launch this venture. This includes:

- Production Truck Software
 - Laptop Computer
 - Headset Microphones
 - Audio Mixer
- Video Conversion Device
 - Assorted Cables
 - Etc.



Voice of the Sabers: Jason Dorow

*Graduate of Northwestern Medill School of Journalism.

*Has called games for St. Catherine University, Augsburg College, and Minnesota Prep Spotlight.

*You can hear his work at JasonDorow.com.



Revenue Split

*The first \$35,000 of revenue will be split with 25% going to Shakopee High School and 75% going to Logan Anderson LLC to cover announcer fees, production costs, and commissions.

*After \$35,000 the split will change and Shakopee High School will receive 40% of revenue and Logan Anderson LLC will receive 60%.



Non Revenue Benefits

- *We allow interested students to take part in the process as camera operators, producers, and more.
- *Increased exposure for students.
- *Spotlighting the academic work of Shakopee students during halftime and feature shows.
- *Allow for friends, relatives, and alumni who are out of the area to watch for free.
- *Strengthen the bond between Shakopee High School and the local business community.
- *If COVID 19 prevents or limits fans from going to games, this could be the only way for people to follow Sabers activities.**

Questions?





20 Participants

- 1 CFC
- 8 Elementary
- 2 Middle School
- 5 High School
- 1 TLC
- 2 Special Education
- 1 ELL

An illustration of a person in a white shirt and red pants standing on a large, spiral-bound notepad. The person is holding a giant yellow pencil with a pink eraser and is in the process of writing on the notepad.

Courses

A large, vertical yellow pencil with a blue eraser and a pink band is the central graphic. Five horizontal lines extend from the pencil to the right, each pointing to a course description.

01 CHARACTERISTICS OF A SHAKOPEE EDUCATOR
FOCUS: Beliefs and Practices, Equity
TEXTS: Pedagogy of Confidence, Seven Strategies for Assessment for Learning

02 GRADUAL RELEASE
FOCUS: Gradual Release of Responsibility, Formative Assessment
TEXT: Seven Strategies for Assessment for Learning

03 DIGITAL LEARNING
FOCUS: Technology Integration and Blended Learning
TEXT: Learning First, Technology Second

04 AUTHENTIC LEARNING
FOCUS: Authentic Learning
TEXTS: Students at the Center

05 STUDENT CENTERED LEARNING
FOCUS: Personalized Instruction
TEXT: Culturally Responsive Teaching & the Brain

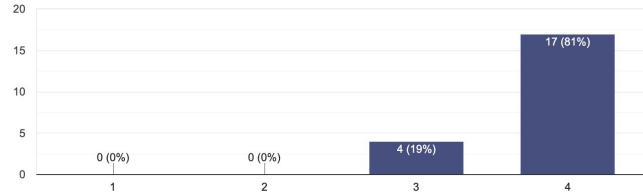
A purple megaphone with a grey cone and three white sound waves is positioned on the left side of a large blue circle. To the right of the megaphone, the text 'PARTICIPANT FEEDBACK' is written in a bold, white, sans-serif font.

PARTICIPANT FEEDBACK

Gradual Release of Responsibility

My personal understanding of the Gradual Release of Responsibility has grown through my participation in this course.

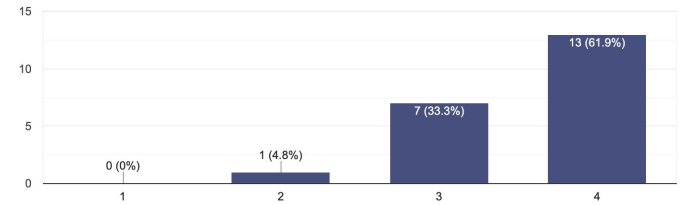
21 responses



FOR FULL SURVEY RESULTS: [CLICK HERE](#)

The course readings and assignments helped me to understand concepts more clearly.

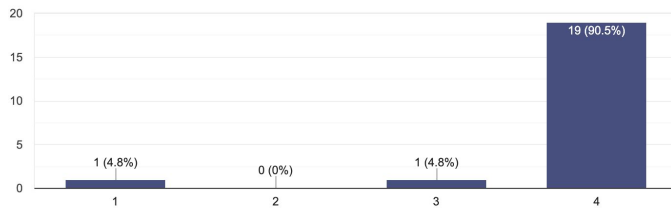
21 responses



FOR FULL SURVEY RESULTS: [CLICK HERE](#)

The instructors facilitated the class in a manner that increased my understanding of concepts.

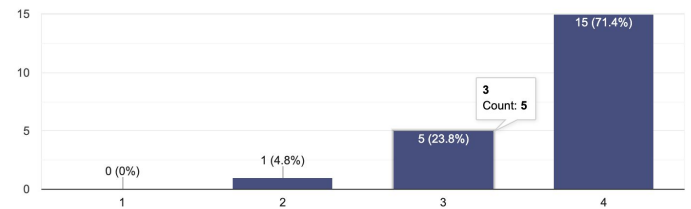
21 responses



FOR FULL SURVEY RESULTS: [CLICK HERE](#)

The course developed my ability to apply theory to practice.

21 responses



FOR FULL SURVEY RESULTS: [CLICK HERE](#)

I really appreciate the structure of the course - the readings, hands on working with readings and materials in class, discussions in class - with coaches and critical friends. All these different modalities helped solidify the concepts for me.

I really liked how engaging the lessons were. The time went very quickly and I learned so much about how to become a better teacher.

I think the course has been very well designed. The presentations were engaging and involved our participation but not too much. The move to distance learning was seamless and again the content was engaging and fun to work through.

Taping myself teach...didn't think that I would like it, but learned A LOT from that lesson.

I really enjoy learning about teaching strategies by the instructors examples. I learned most about Gradual Release and ways to incorporate it in my lessons. I am more mindful when I am planning my lessons.

I really liked the way you modified the content to fit the digital world and how flexible you have been considering how different teaching looks for us right now!

GRADUATION

Participants who graduate from Shakopee University will receive a lane change!

THANK YOU!

For additional information, please contact:

Dale Anderson
danderso@shakopee.k12.mn.us

Annie Rients
arients@shakopee.k12.mn.us

Nancy Thul
nthul@shakopee.k12.mn.us

SHAKOPEE UNIVERSITY

PURPOSE:

Continued support and professional learning is essential to see gains in student achievement. A report on effective professional learning from the U.S. Department of Education found that when there are at least 49 hours of professional learning, impacts were seen on student achievement on state standardized tests, with an increase of at least 21 percentile points. However, when teachers only participated in 14 hours or less of professional learning, there was NO IMPACT on student achievement. Teachers need continued support in order to maximize their impact on student achievement, and continued on-boarding to implement district initiatives with fidelity.

Shakopee University will help equip teachers with the best practices needed to implement the four critical instructional practices: authentic learning, student-centered learning, digital learning, and gradual release of responsibility, while deepening their understanding of the characteristics, beliefs, and practices of a Shakopee Educator.

PARTICIPANTS:

- 20 participants
- Balance of grades, content areas, buildings, specialists (classroom based)

TIMELINE:

- Fall 2019 - Fall of 2020
 - 3 semesters (1 class per semester)
 - 1 summer (2 classes)
- Dates:
 - Session 1: 9/18/19, 9/25/19, 10/9/19, 10/30/19, 11/13/19, 12/4/19, 1/8/20
 - Session 2: 2/5/20, 2/19/20, 3/4/20, 3/18/20, 4/8/20, 4/22/20, 5/13/20
 - Session 3+4: Self-paced sessions June-August; Live sessions August 17-20
 - Session 4: Fall 2020 (specific dates TBD)
 - All classes will meet at Shakopee High School from 4:30 -6:30 PM
 - Summer and future class dates will be determined by the cohort in September.

CURRICULUM OVERVIEW:

Shakopee University will *teach* high quality instructional practices by *modeling* high quality instructional practices. Courses will be designed with a combination of classroom instruction, virtual instruction and collaboration, and job-embedded support through coaching cycles. This structure will ensure not only highly interactive and engaging learning, but also application of the learning into the classroom so students benefit. Please see the back side of this document for a brief summary of coursework.

COST:

- Courses and Tuition: FREE!
- Participants will be responsible for purchasing texts needed for the course

DISCLAIMERS:

- This Shakopee University course sequence must be completed IN FULL to receive 10 credits and a lane change. No partial credits will be awarded.
- Shakopee University credits cannot be combined with any other type of credits for a lane change.
- Shakopee University credits are internal credits and unlikely to transfer to any other district/program.

CURRICULUM OVERVIEW

Course Sequence	Classroom/Virtual Learning (20 hours per course)	Application of Learning (10 hours per course)	Credits
Characteristics of a Shakopee Educator (Fall 2019)	Topics: <ul style="list-style-type: none"> Professionalism Beliefs and Practices Environment/Engagement Equity Reaching ALL students Differentiation Assessment FOR Learning Texts: <ul style="list-style-type: none"> Pedagogy of Confidence, Seven Strategies of Assessment, Total Participation Techniques, 	<ul style="list-style-type: none"> 2 weeks of job-embedded coaching Written reflection of learning 	2 credits (30 hours)
<i>ALL courses below will embed the work done in the first course and continue to focus and grow participants understanding of the Characteristics of a Shakopee Educator.</i>			
Gradual Release of Responsibility (Spring 2019)	Topics: <ul style="list-style-type: none"> Think Aloud, Think Together, Guided Practice Assessing student's needs and readiness based on feedback Differentiation/small groups Texts: <ul style="list-style-type: none"> Writing Workshop Compilation of articles (Fisher/Frey, Stiggins, Brookhart) 	<ul style="list-style-type: none"> 2 weeks of job-embedded coaching Written reflection of learning 	2 credits (30 hours)
Digital Tools (Summer 2020)	Topics: <ul style="list-style-type: none"> SAMR Model/ISTE Standards Implementing digital tools to engage, assess, and differentiate Texts: <ul style="list-style-type: none"> Learning First, Technology Second 	<ul style="list-style-type: none"> Practice teaching with peers and coaches Written reflections of learning Coaching in the fall on the plans that were developed in the summer course 	2 credits (30 hours)
Authentic Learning (Summer 2020)	Topics: <ul style="list-style-type: none"> Definition of Authentic Learning, Connection to Real World and 6 C's Journey Mapping Performance Assessment Facilitating/Managing Process Texts: <ul style="list-style-type: none"> Authentic Learning Handbook Compilation of articles (Buck Institute and D School) 		2 credits (30 hours)
Student - Centered Learning (Fall 2020)	Topics: <ul style="list-style-type: none"> Putting all the previous coursework together to lead to more personalization of content and process. Texts: <ul style="list-style-type: none"> Students at the Center 	<ul style="list-style-type: none"> 2 weeks of job-embedded coaching Written reflection of learning 	2 credits (30 hours)
TOTAL: 10 CREDITS = 1 LANE CHANGE			

****Readings, assignments, and preparation for class is NOT included in the total hours****



**General Fund -
31, 2020**

May
**REVENUE & EXPENDITURE
SUMMARY BY SOURCE, OBJECT
SERIES**

REVENUE

REVENUE CATEGORIES	6/30/2018	6/30/2019	FY 20 Revised Budget	FY20 Received YTD	Budget Remaining
STATE	76,668,726	78,149,997	80,300,324	67,199,512	13,100,812
FEDERAL	2,230,754	2,258,755	2,506,039	94,194	2,411,845
PROPERTY TAXES	13,852,370	15,769,200	13,614,609	13,693,274	(78,665)
LOCAL (FEES, INTEREST, ETC.)	2,244,832	1,948,812	2,988,639	2,524,594	464,045
TOTALS	94,996,682	98,126,764	99,409,611	83,511,574	15,898,037

5/31/20	5/31/19	5/31/18
% Budget Received	% Actuals Received	% Actuals Received
83.69%	85.06%	86.00%
3.76%	60.63%	64.32%
100.58%	99.37%	75.09%
84.47%	107.21%	101.41%
84.01%	87.23%	84.27%

EXPENDITURES

OBJECT SERIES	6/30/2018	6/30/2019	FY 20 Revised Budget	Expended YTD	Budget Remaining
SALARIES & WAGES	56,962,878	57,742,891	58,601,984	46,798,938	11,803,046
EMPLOYEE BENEFITS	16,592,492	17,255,583	19,083,920	14,260,653	4,823,267
PURCHASED SERVICES	12,554,352	13,024,331.00	12,497,438	7,471,418	5,026,020
SUPPLIES	2,786,559	2,951,966	2,685,531	1,994,657	690,874
EQUIPMENT	5,678,669	5,716,431	4,084,251	2,769,069	1,315,182
DEBT SERVICE	-	-	-	-	-
OTHER EXPENDITURES	385,690	796,608	1,059,508	166,221	893,287
TOTALS	94,960,640	97,487,810	98,012,632	73,460,956	24,551,676

% Budget Spent	% Actuals Spent	% Actuals Spent
79.86%	79.01%	79.14%
74.73%	81.80%	81.08%
59.78%	83.25%	82.60%
74.27%	76.92%	88.01%
67.80%	94.11%	87.15%
15.69%	38.49%	97.43%
74.95%	80.56%	80.75%

Revenue over (under) Expenditures:	36,042	638,954	1,396,979
	Actual June 30, 2018	Actual June 30, 2019	Projected June 30, 2020
Non Spendable Fund Balance	208,934	245,117	245,117
Restricted Fund Balance	370,113	717,773	2,118,881
Assigned Fund Balance	185,388	267,230	267,230
Unassigned Fund Balance	2,069,200	3,606,058	3,601,929
Total Fund Balance	2,833,635	4,836,178	6,233,157

**SHAKOPEE PUBLIC SCHOOLS
INDEPENDENT SCHOOL DISTRICT 720**

**BUDGET
2020-21 SCHOOL YEAR
JUNE 8, 2020**



SHAKOPEE PUBLIC SCHOOLS INDEPENDENT SCHOOL DISTRICT 720 BUDGET PROCESS & TIMELINE

The budget in Shakopee Public Schools is a continuous four-step process:

Each step requires School Board approval and is open for public inspection and comment.

1. Property Tax Levy – 2019 Payable 2020 (District revenue 2020-21 fiscal year)

The budget process begins with submission of the final certified property tax levy to the home county auditor and Minnesota Department of Education. The School Board certifies the final levy for the next fiscal year before the end of the calendar year.

2. Preliminary (Adopted) Budget – 20-21 Adopted Budget Recommended for Approval on June 22, 2020

The School Board approves a preliminary budget before the start of the school year on July 1. Approval includes analysis and assumptions on staffing needs, enrollment, legislative impact, and other revenue and expenditure estimates.

3. Revised Budget –

The School Board approves a final (revised) budget each year in December-February based on information and estimates not previously known during the preliminary budget process.

4. Annual Financial Report & Fiscal Audit – 19-20 Audit Accepted Nov./Dec. 2020

The final step includes closing the books and preparing financial statements for review and audit by an independent external CPA firm. The School Board typically reviews the audit report in November or December.

SHAKOPEE PUBLIC SCHOOLS INDEPENDENT SCHOOL DISTRICT 720 BUDGET JULY 1, 2020 – JUNE 30, 2021

<u>Governmental Funds</u>	Beginning Projected Fund Balance (Total) July 1, 2020	2020-21 Revenue	2020-21 Expenditures	Projected Surplus (Deficit)	Ending Projected Fund Balance (Total) June 30, 2021	Ending Projected Fund Balance (Unassigned) June 30, 2021
GENERAL FUND	6,232,869	99,301,004	101,843,274	(2,542,270)	3,690,599	1,059,658 1.04%
FOOD SERVICE FUND	251,257	4,681,952	4,673,314	8,638	259,895	
COMMUNITY SERVICE FUND	(226,246)	3,079,881	2,951,969	127,912	(98,334)	
BUILDING CONSTRUCTION FUND	6,261,275	24,823,000	29,380,000	(4,557,000)	1,704,275	
DEBT SERVICE FUND	4,373,859	24,446,035	25,710,861	(1,264,826)	3,109,033	
Total Governmental Funds		156,331,872	164,559,418	(8,227,546)	(8,227,546)	

Notes:

Projected beginning fund balances in food service & community service include FY 20 estimated revenue impact from Covid_19 pandemic. 2020A bond payments for FY 21 to be made from operating capital. P&I amount: \$325,412.

SHAKOPEE PUBLIC SCHOOLS INDEPENDENT SCHOOL DISTRICT 720 FY 21 BUDGET PLANNING ASSUMPTIONS

Basic State Aid Formula Allowance:

2016-17	\$6,067/APU	2%
2017-18	\$6,188	2%
2018-19	\$6,312	2%
2019-20	\$6,438	2%
2020-21	\$6,567	2% Current Law

Salaries/Wages & Employee Benefits: Adjustments based on known and expected contractual obligations for FY 21.

Non Wage Items: Two percent increase.

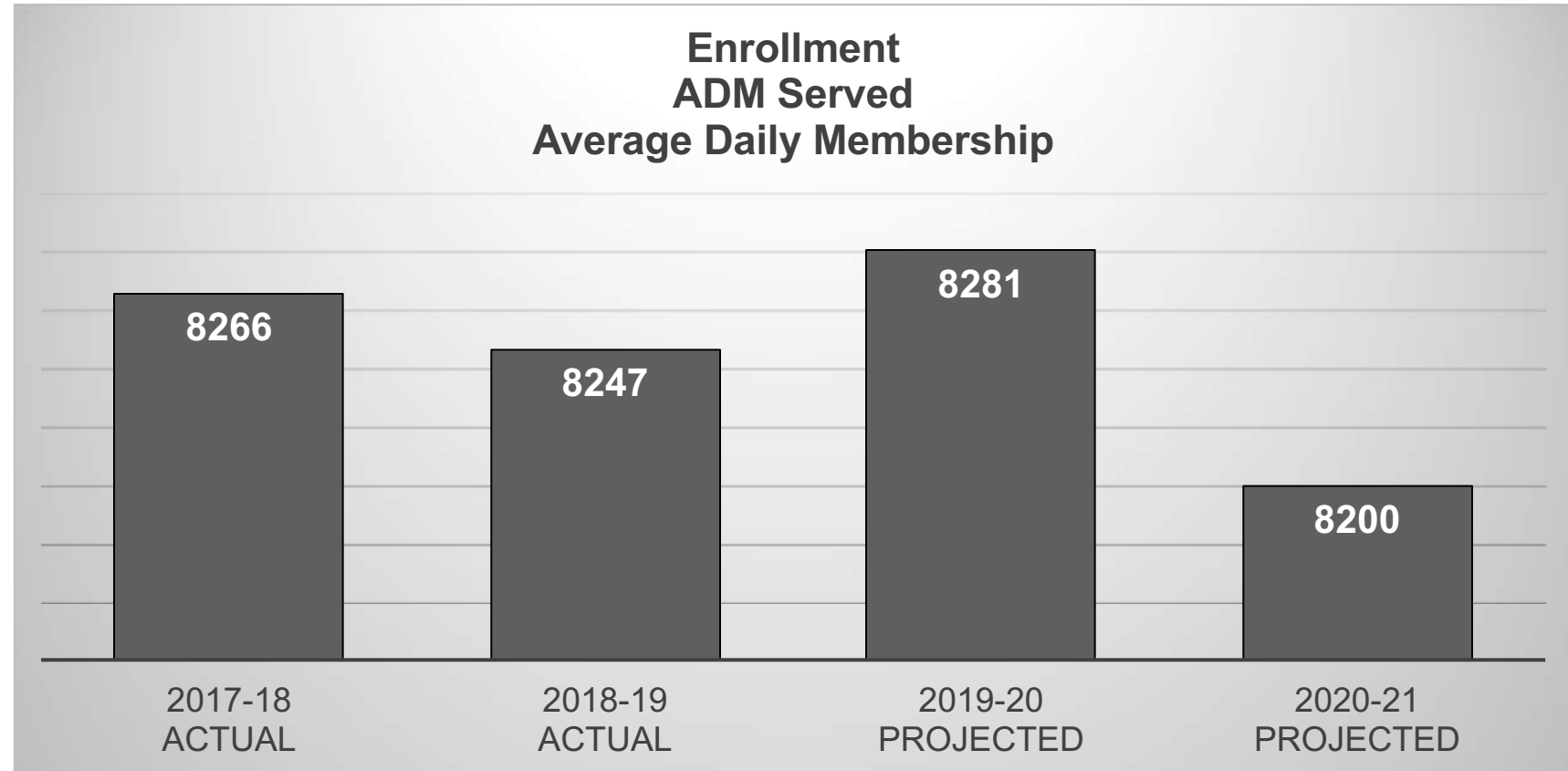
Staffing adjustment based on enrollment projections.



SHAKOPEE PUBLIC SCHOOLS INDEPENDENT SCHOOL DISTRICT 720 FY 21 BUDGET PLANNING ASSUMPTIONS ENROLLMENT PROJECTIONS

Student enrollment factors into most of the General Fund's revenue calculations – approximately 80% of General Fund revenue is linked to enrollment.

Student enrollment is a key factor in the determination of staffing levels from one year to the next.



SHAKOPEE PUBLIC SCHOOLS INDEPENDENT SCHOOL DISTRICT 720 LEGISLATIVE SUMMARY & COVID_19 IMPACT

Basic State Aid Formula Allowance:

2020-21: 2% increase. \$6,567 per adjusted pupil unit.

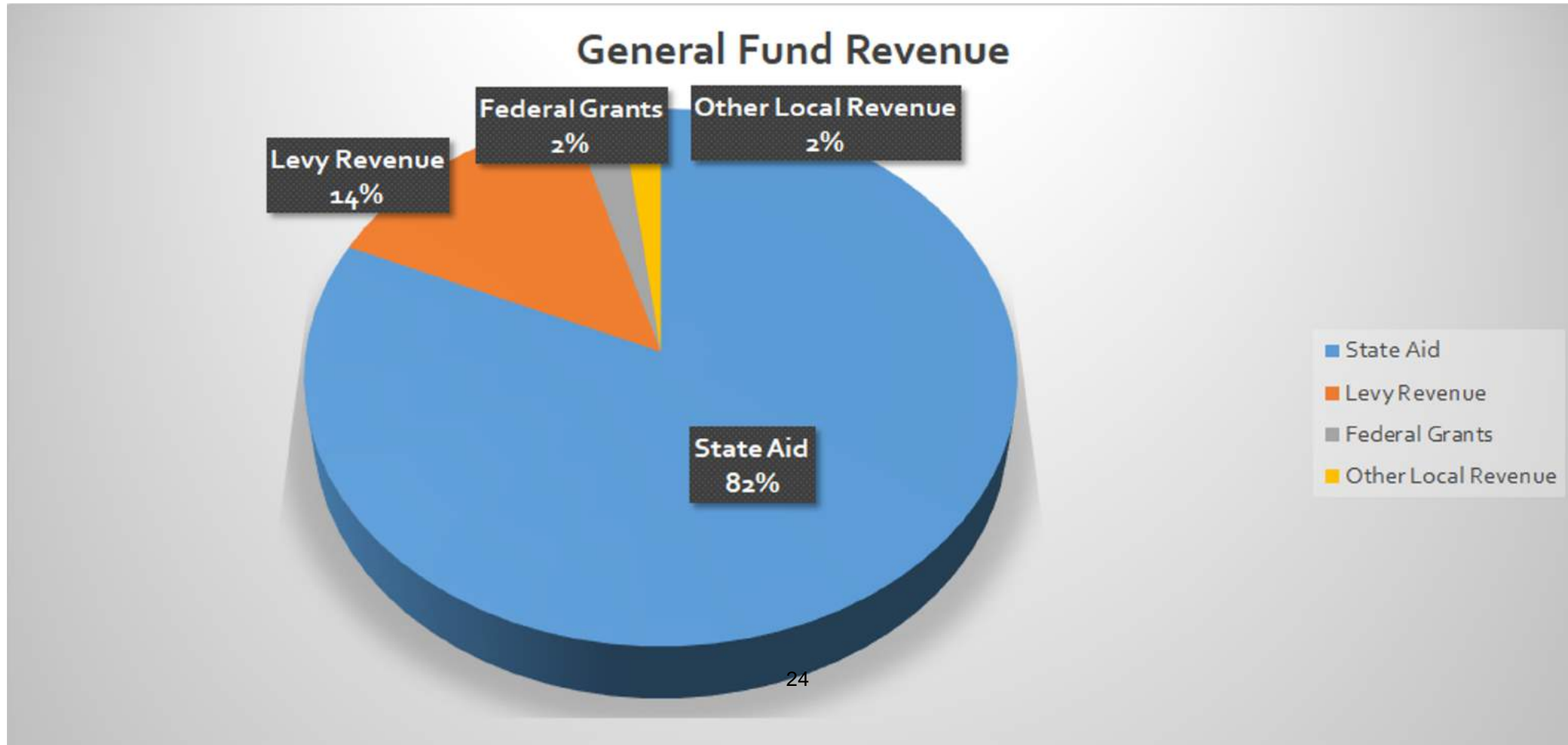
2021-22: Assumption of 0% increase in basic state aid formula allowance.

Estimated revenue impact based on current enrollment: \$1,200,000.

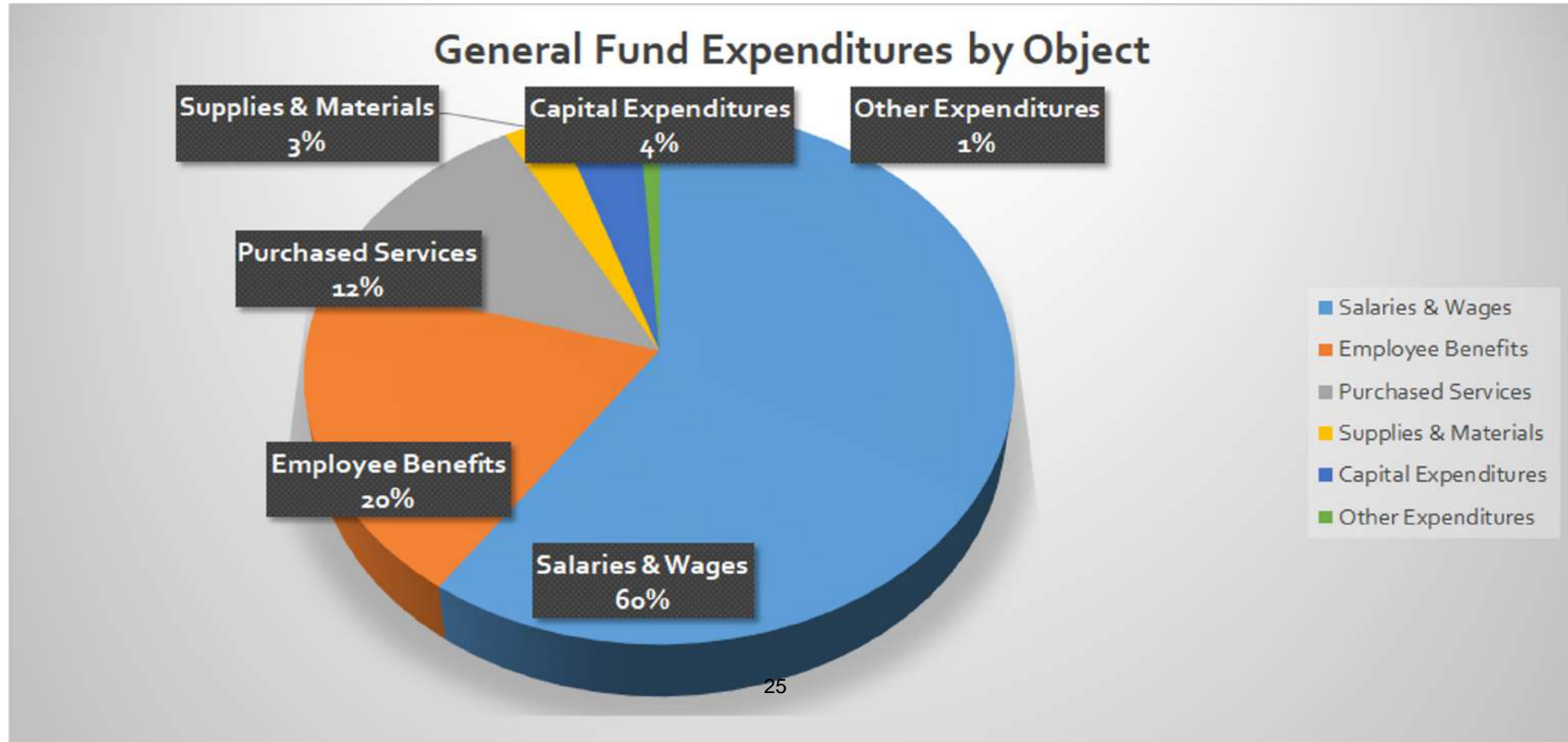
2022-23: Assumption of 0% increase in basic state aid formula allowance.

Estimated revenue impact based on current enrollment: \$1,200,000.

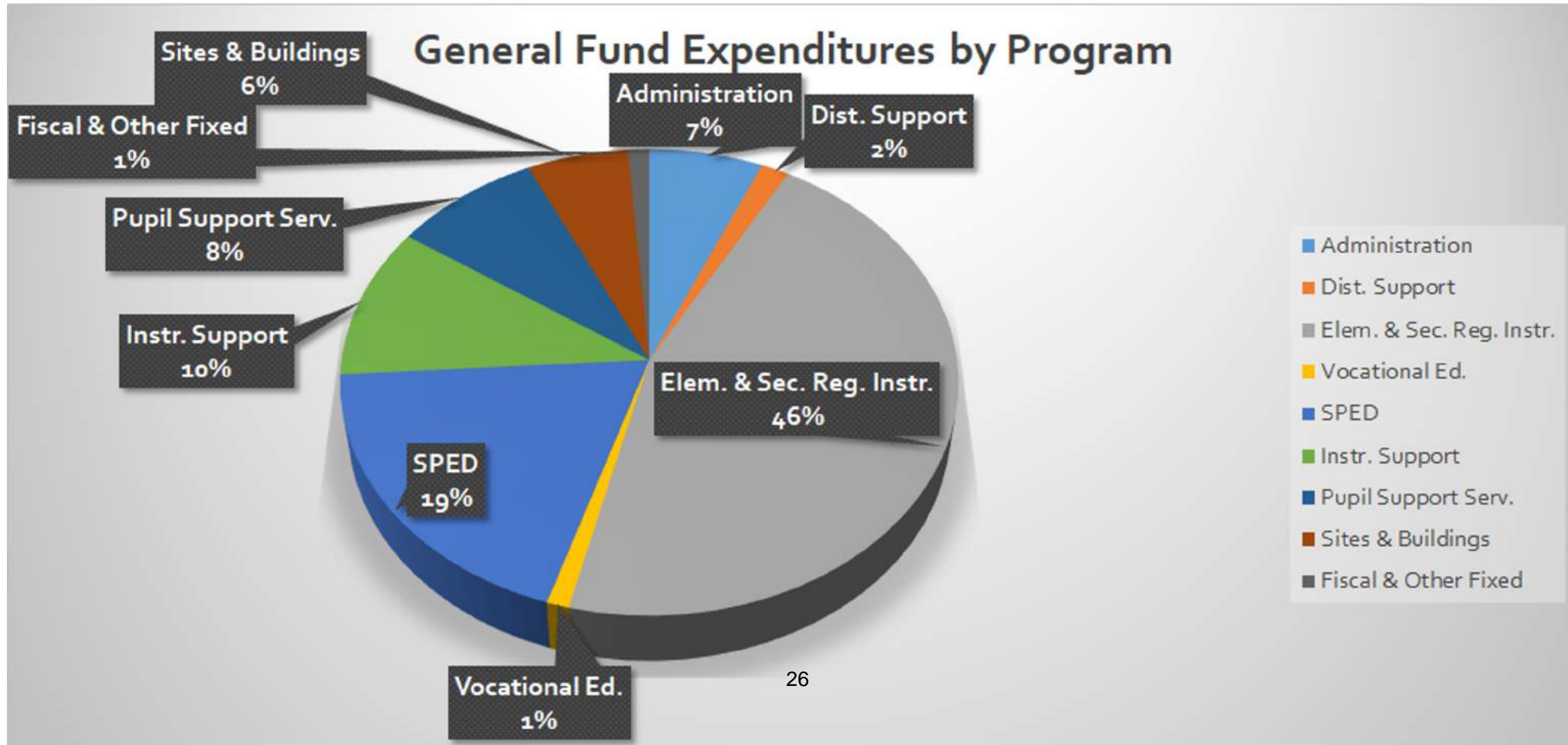
SHAKOPEE PUBLIC SCHOOLS INDEPENDENT SCHOOL DISTRICT 720 FY 21 GENERAL FUND REVENUE BUDGET



SHAKOPEE PUBLIC SCHOOLS INDEPENDENT SCHOOL DISTRICT 720 FY 21 GENERAL FUND EXPENDITURES BY OBJECT BUDGET

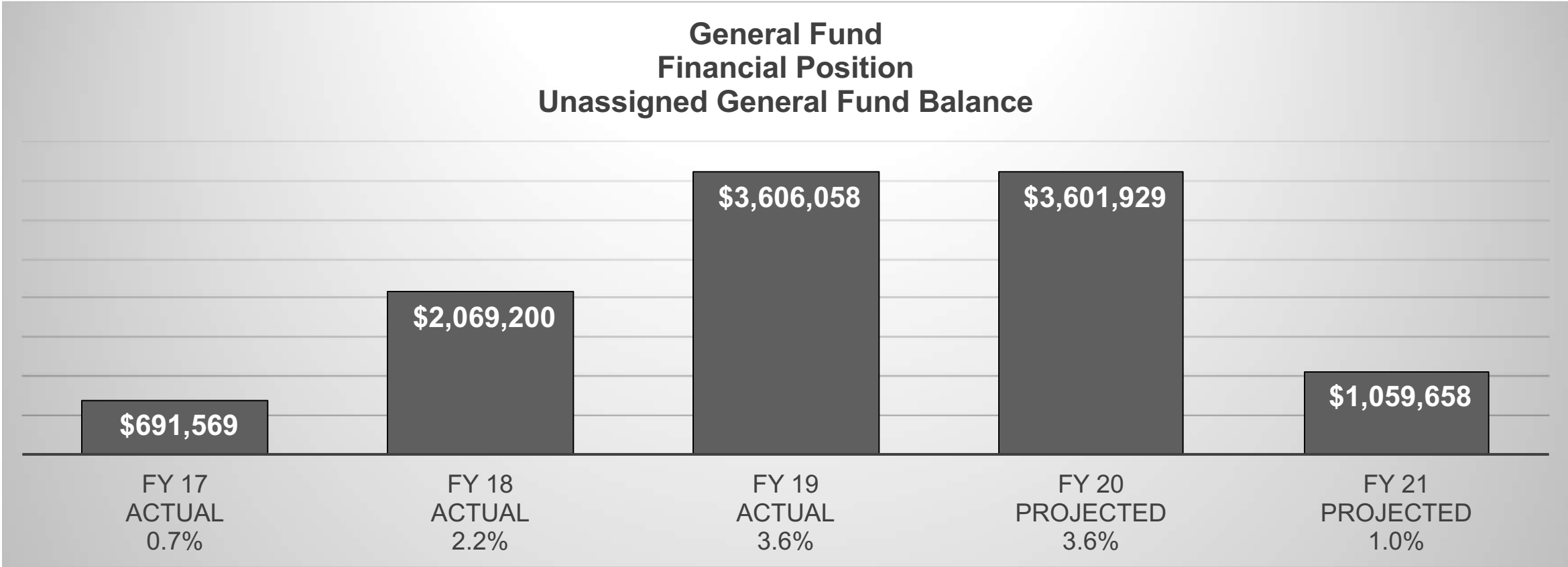


SHAKOPEE PUBLIC SCHOOLS INDEPENDENT SCHOOL DISTRICT 720 FY 21 GENERAL FUND EXPENDITURES BY PROGRAM BUDGET



**SHAKOPEE PUBLIC SCHOOLS
INDEPENDENT SCHOOL DISTRICT 720
GENERAL FUND FINANCIAL POSITION
UNASSIGNED FUND BALANCE**

**General Fund
Financial Position
Unassigned General Fund Balance**

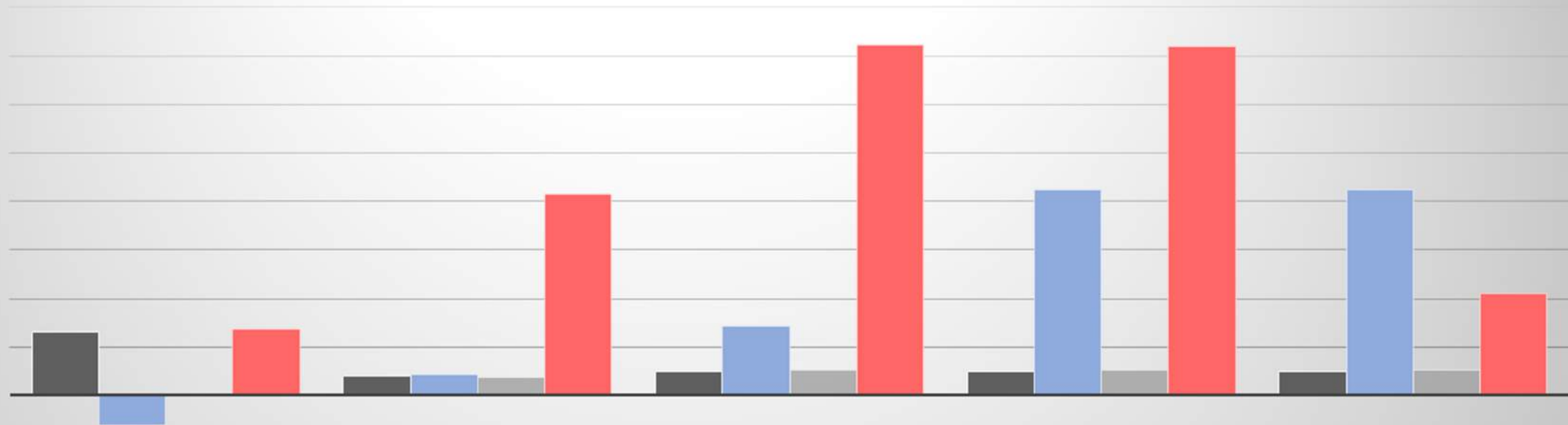


The Best Indicator of a School Districts Financial Health is it's ²⁷ Unassigned Fund Balance.



SHAKOPEE PUBLIC SCHOOLS INDEPENDENT SCHOOL DISTRICT 720 GENERAL FUND FINANCIAL POSITION GENERAL FUND FINANCIAL POSITION

General Fund Financial Position



	FY 17 Actual	FY 18 Actual	FY 19 Actual	FY 20 Projected	FY 21 Projected
■ Non Spendable	\$657,884	\$208,934	\$245,117	\$245,117	\$245,117
■ Restricted	\$(303,080)	\$217,239	28 \$717,773	\$2,118,881	\$2,118,881
■ Assigned	\$20,882	\$185,388	\$267,230	\$267,230	\$267,230
■ Unassigned	\$691,569	\$2,069,200	\$3,606,058	\$3,601,929	\$1,059,658

2020-21 BUDGET

Next Steps:

FY 21 budget will be reviewed by the School Board Finance Committee on June 22.

FY 21 budget (all funds) will be recommended for approval at the School Board meeting on June 22.

QUESTIONS?





FINANCIAL MANAGEMENT

June 8, 2020



SCHOOL BOARD DECISION TIMELINE

- TIMELINE
 - April 27: Financial outlook overview
 - May 18: Present budget planning summary and options for long-term budget adjustments
 - June -July: Review and discuss budget adjustment options
 - **July 20**: Vote on long-term budget adjustment options

FUTURE PLANS

- *Defining the challenge*
- *Information shared on preparation work on budget cut proposal*
- *Preliminary questions on referendum options*
 - *Examining phased-in levy as possible form of levy proposal*
- *Board request for draft budget cut proposal to be presented on June 22*

BEGIN WITH THE END IN MIND

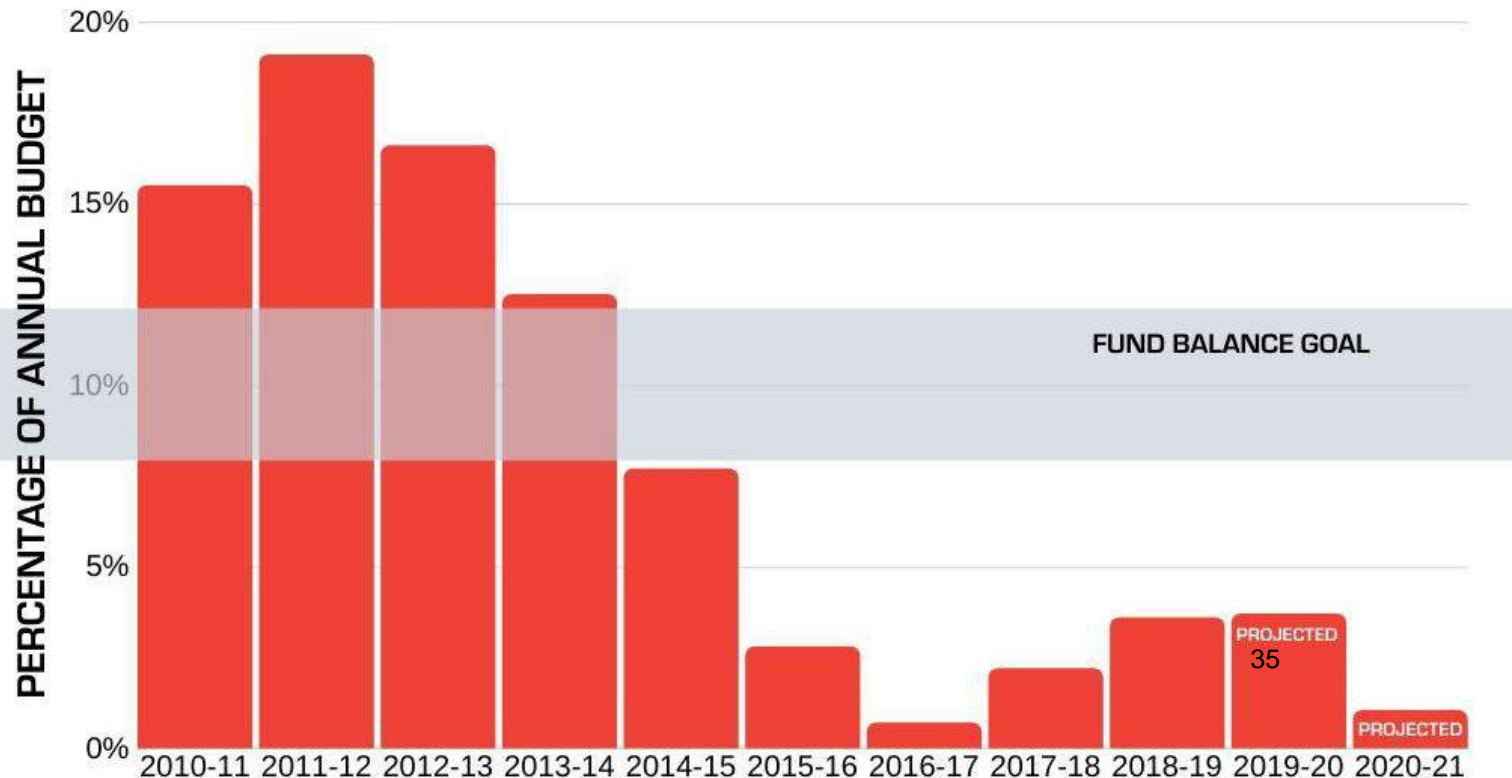
WHY?

1. Maintain quality programming and learning opportunities for students
2. Attract, retain, and fairly compensate high-quality teachers
3. Build a path to long-term financial stability

DEFINING THE CHALLENGE

SHAKOPEE PUBLIC SCHOOLS UNASSIGNED GENERAL FUND BALANCE

Fund balance policy #714 states the district will strive to maintain an Unassigned General Fund Balance between 8 and 12% of the annual budget.



School districts maintain fund balances for financial stability, cash flow and unanticipated expenses.

We have **worked hard to rebuild the fund balance** in recent years - however, the fund balance for the 2020-21 school year is expected to decrease by \$2.5 million to cover expenses.

Additional effort is required to rebuild the fund balance to a healthier level while maintaining our programs and services. There are **three options to rebuild the fund balance: reduce expenses, increase revenue, or a combination of the two.**

DEFINING THE CHALLENGE

EXPENSES \leq REVENUE

- **This is not what our future looks like**
 - Starting next school year, our expenses are greater than our revenues.
 - Inadequate state funding = funding gap
 - No voter approved operating levy
 - Unfunded mandates
- **We need to fix the math problem**
 - Make budget cuts
 - Increase revenue through a voter-approved operating levy
 - Or, both

DEFINING THE CHALLENGE

FINANCIAL PROJECTION MODEL					
<u>MAJOR FACTORS</u>	2018-19	2019-20	2020-21	2021-22	2022-23
ADJUSTED PUPIL UNITS	9,063	9,117	9,047	9,047	9,047
STATE AID FUNDING FORMULA	\$6,312	\$6,438	\$6,567	\$6,567	\$6,567
STATE AID PERCENTAGE CHANGE		2.00%	2.00%	0.00%	0.00%
TOTAL GENERAL FUND REVENUES	\$98,421,245	\$99,409,611	\$99,301,004	\$98,801,004	\$98,801,004
% REVENUE CHANGE		1.00%	-0.11%	-0.50%	0.00%
TOTAL GENERAL FUND EXPENDITURES	\$96,418,645	\$98,012,682	\$101,843,274	\$104,567,990	\$106,658,700
% EXPENDITURE CHANGE		1.65%	3.91%	2.68%	2.00%
SPENDING VARIANCE	\$2,002,600	\$1,396,929	-\$2,542,271	-\$5,766,986	-\$7,857,696
FINANCIAL FACTORS					
FUND BALANCE BREAKOUT (ESTIMATED)					
NON-SPENDABLE	\$245,117	\$245,117	\$245,117	\$245,117	\$245,117
RESTRICTED FUND BALANCE	\$717,773	\$2,118,881	\$2,118,881	\$2,118,881	\$2,118,881
ASSIGNED FUND BALANCE	\$267,230	\$267,230	\$267,230	\$267,230	\$267,230
UNASSIGNED FUND BALANCE	\$3,606,7058	\$3,601,936	\$1,059,665	-\$4,707,321	-\$12,565,017
Total General Fund Balance	\$4,836,178	\$6,233,164	\$3,690,893	-\$2,076,093	-\$9,933,789
	ACTUAL	ESTIMATED	PROJECTED	PROJECTED	PROJECTED

DEFINING THE CHALLENGE

KEY INFORMATION

Budget Deficits:

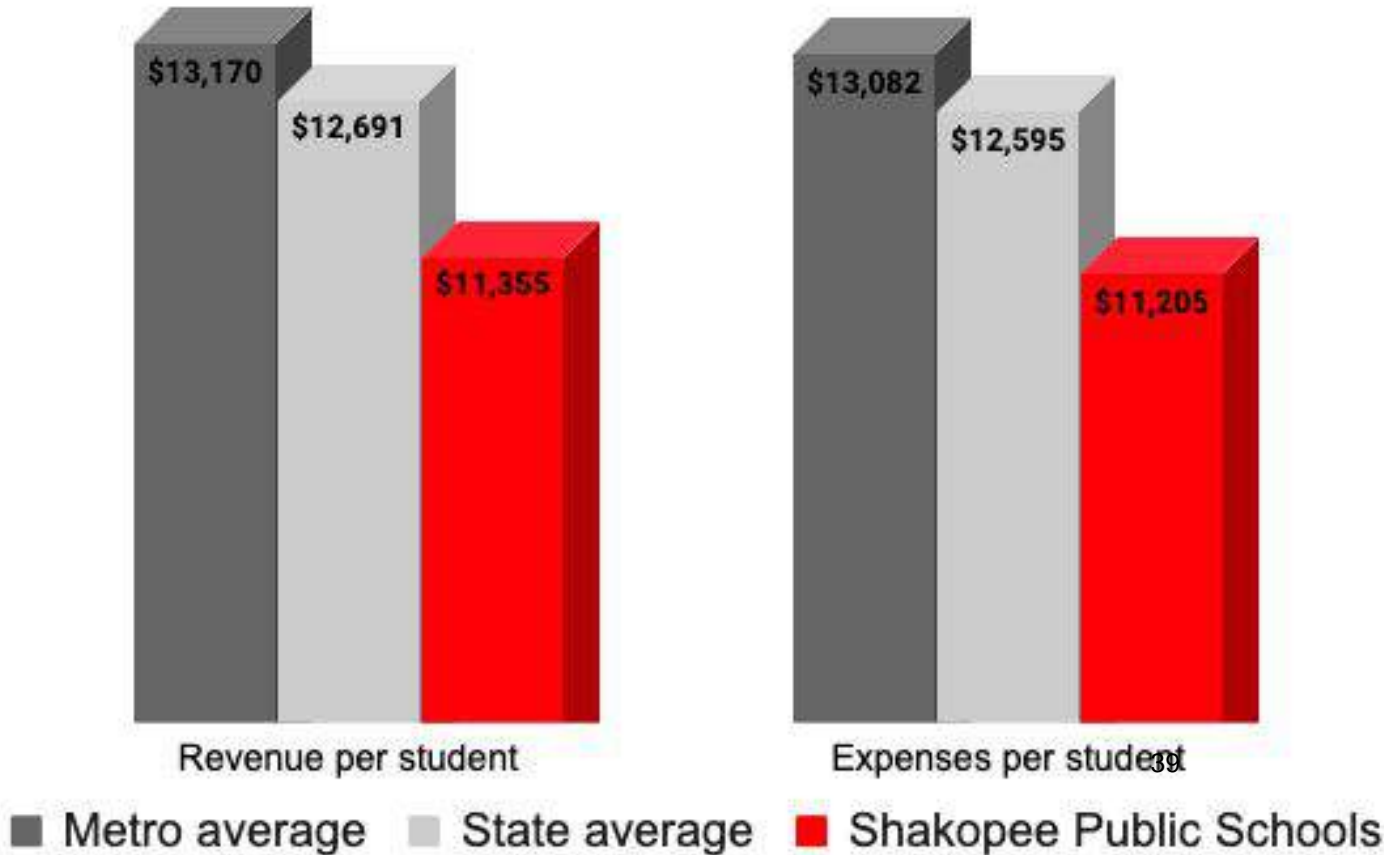
- \$2.5 million for school year 2020-21 (FY21)
- \$5.8 million for school year 2021-22 (FY22)

If nothing is done (which is not an option):

- Unassigned Fund Balance on June 30, 2021: \$1.1 million
- Unassigned Fund Balance on June 30, 2022: **-\$4.7 million**

DEFINING THE CHALLENGE

Comparison of Revenue and Expenses Per Student (2018)



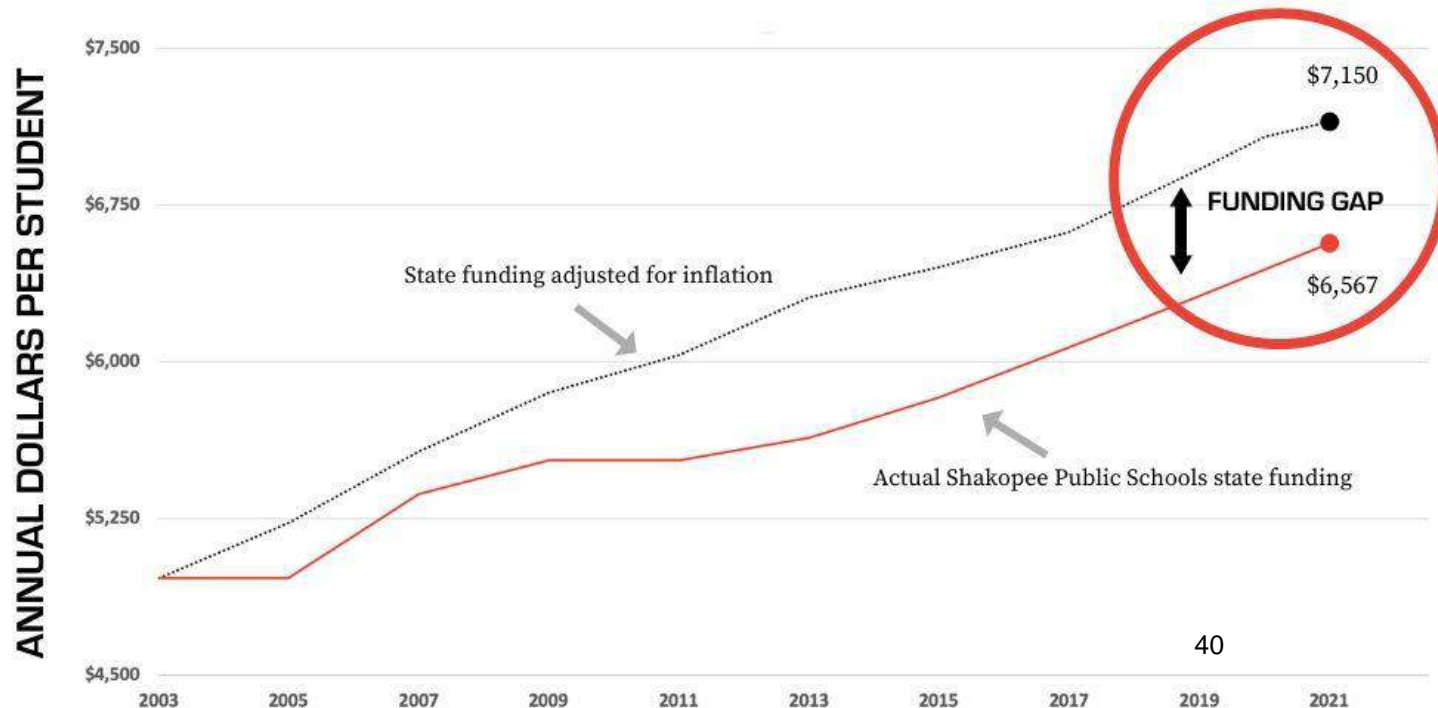
Shakopee receives **less funding** per student than both the metro and state averages - and also spends less per student - while still maintaining our quality programs and services.

Source: Bergen KDV, District Auditors

DEFINING THE CHALLENGE

STATE BASIC GENERAL EDUCATION FUNDING PER STUDENT

Continued pressure on the budget a result of inadequate funding

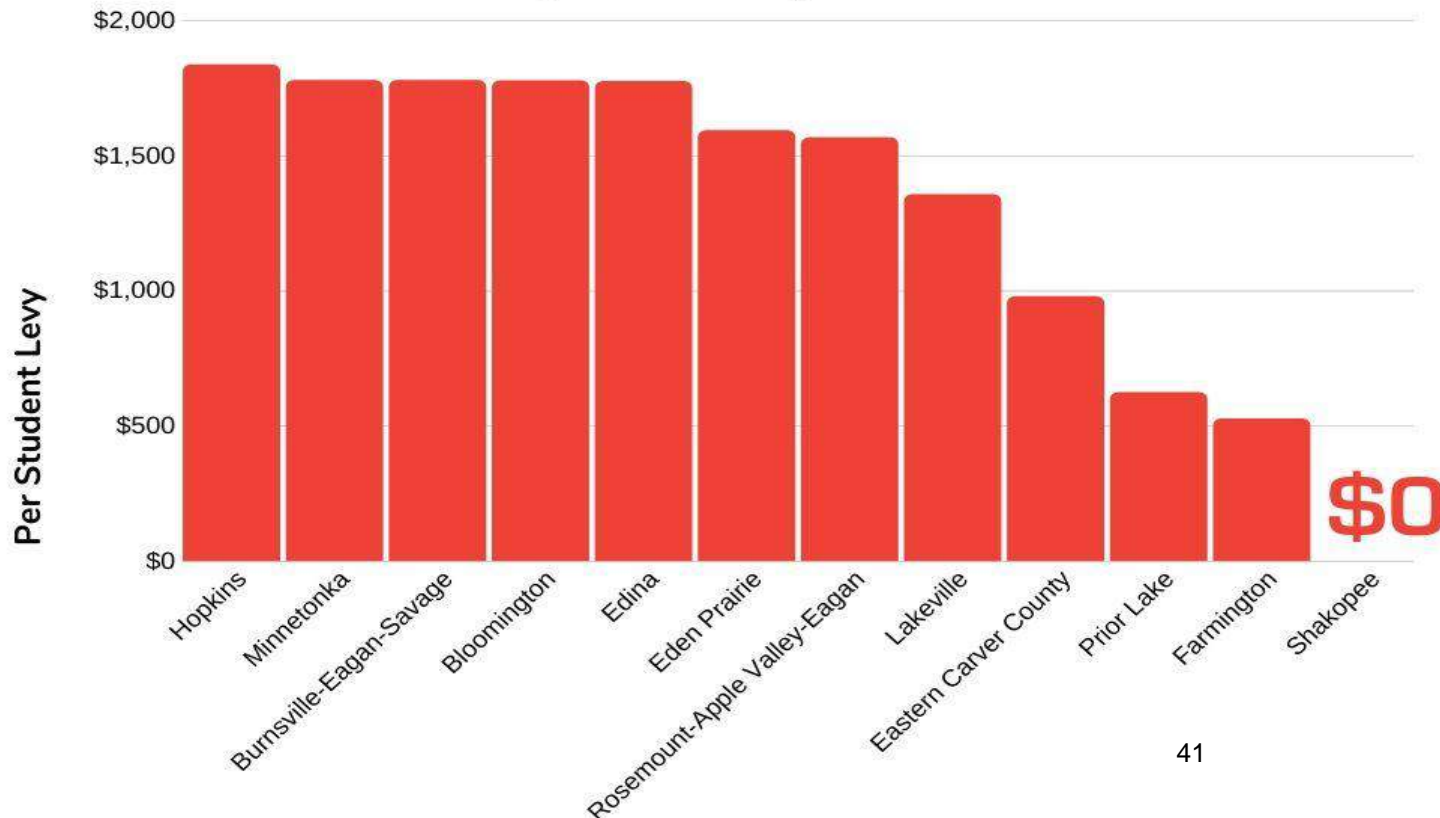


If state funding had kept pace with inflation since 2003, Shakopee Public Schools **would have received more than \$5 million** in additional state aid in the 2019-20 school year alone.

We also **pay nearly \$9 million annually for unfunded mandates** that are not being reimbursed from the State or Federal government as promised.

DEFINING THE CHALLENGE

VOTER APPROVED OPERATING LEVY (2020-21)



Shakopee Public Schools has **no voter-approved operating levy**, putting us about \$1,250 per student below the metro average.

The last time local voters approved an operating levy increase was **more than a decade ago**.

DEFINING THE CHALLENGE

Shakopee Public Schools **currently receives \$0** in voter approved operating levy revenue.

- The *state average* for voter approved operating levy is \$844 per pupil. If Shakopee were to receive the state average in operating levy revenue it would amount to **\$7.7 million per year**.
- The *metro average* for voter approved operating levy is \$1250 per pupil. If Shakopee were to receive the metro average in operating levy revenue it would amount to **\$11.4 million per year**.

PREPARATION OF PROPOSED BUDGET CUTS

BOTH TYPES OF BUDGET ADJUSTMENTS ARE NEEDED

Reduce expenses

- Permanent reductions through budget cuts

Increase revenue

- Operating levy - requires voter approval

PREPARATION OF PROPOSED BUDGET CUTS

PATH TO LONG-TERM FINANCIAL STABILITY

- Starting with the 2022-23 school year, and continuing each year after:
 - Add a minimum of \$500,000 to the unassigned fund balance
 - Continue until unassigned fund balance reaches \$10 million

PREPARATION OF PROPOSED BUDGET CUTS

“NO MATTER WHAT”

Budget Cuts

- At least \$2,050,000 in permanent budget cuts
 - \$450,000 for 2020-21 school year
 - \$1,600,000 for 2021-22 school year

NOTE: None of the \$2,050,000 cuts are classroom teachers

PREPARATION OF PROPOSED BUDGET CUTS

WHAT IF THERE IS NO 2020 OPERATING LEVY, OR SUCH A LEVY IS NOT APPROVED BY VOTERS?

- Additional \$5.4 million in budget cuts for 2021-22 school year
 - Includes cuts to classroom teachers
 - On top of the “no matter what” \$2,050,000 million in 2020-21 and 2021-22 cuts previously identified
 - TOTAL = \$7,450,000 IN BUDGET CUTS FOR THE 2021-22 SCHOOL YEAR

PRELIMINARY WORK ON POSSIBLE LEVY OPTIONS

INCREASE REVENUE with an OPERATING LEVY

- Operating levy request on Nov 3, 2020 ballot
 - **Phased-in levy:** Rather than receiving for the total levy amount all at once, the levy revenue is phased-in over a period of time, typically three or four years
 - Because the levy request is broken into smaller chunks over time, the **tax impact is also phased-in over time**
 - A fiscally **conservative and respectful** approach for taxpayers

PHASED IN LEVY: TAX IMPACTS

- **Due to construction debt being paid off, we have an opportunity to increase revenue without increasing residents' taxes**
- Phased-in Levy Options would result in no net tax increase in year one , and a slight increase in years two through four

PHASED-IN LEVY #1: 400,300,200,100

PLAN: November 2020 Phased In Levy [\$400 pp, \$300 pp, \$200 pp, and 100 pp)					
Fiscal Year	Reductions	Levy \$ Per Pupil	Levy: New Revenue	End of fiscal year Unassigned Fund Balance GOAL	End of fiscal year Unassigned Fund Balance ACTUAL
2020					\$4,201,929
2021	\$450,000				\$2,109,659
2022	\$1,600,000	\$400	\$3,618,791		\$2,011,464
2023	\$0	\$300	\$2,714,100	\$2,511,464	\$2,536,659
2024		\$200	\$1,809,395	\$3,011,464	\$3,596,116
2025		\$100	\$904,698	\$3,511,464	\$4,253,206
2026	\$446,115			\$4,011,464	\$4,011,464
Total	\$2,496,115				

Notes:

**Taxes payable 2021 (2021-22 school year) reduced by approximately \$5.553M due to decrease in construction bond payments*

PHASED-IN LEVY #2: 300,300,300

PLAN: November 2020 Phased In Levy [\$300 pp, \$300 pp, and \$300 pp]					
Fiscal Year	Reductions	Levy \$ Per Pupil	Levy: New Revenue	End of fiscal year Unassigned Fund Balance GOAL	End of fiscal year Unassigned Fund Balance ACTUAL
2020					\$4,201,929
2021	\$450,000				\$2,109,659
2022	\$1,600,000	\$300	\$2,714,100		\$1,106,773
2023	\$900,000	\$300	\$2,714,100	\$1,606,773	\$1,627,277
2024		\$300	\$2,714,100	\$2,106,773	\$3,586,748
2025				\$2,606,773	\$4,239,154
2026	\$0			\$3,106,773	\$3,546,803
Total	\$2,950,000				

Notes:

**Taxes payable 2021 (2021-22 school year) reduced by approximately \$4.6M due to decrease in construction bond payments*

**Taxes payable 2022 (2022-23 school year) reduced by approximately \$845K due to decrease in construction bond payments*

PHASED-IN LEVY #3: 300,300,150,150

PLAN: November 2020 Phased In Levy [\$300 pp, \$300 pp, \$150 pp, and \$150 pp]					
Fiscal Year	Reductions	Levy \$ Per Pupil	Levy: New Revenue	End of fiscal year Unassigned Fund Balance GOAL	End of fiscal year Unassigned Fund Balance ACTUAL
2020					\$4,201,929
2021	\$450,000				\$2,109,659
2022	\$1,600,000	\$300	\$2,714,100		\$1,106,773
2023	\$900,000	\$300	\$2,714,100	\$1,606,773	\$1,627,277
2024		\$150	\$1,356,750	\$2,106,773	\$2,229,398
2025		\$150	\$1,356,750	\$2,606,773	\$2,881,202
2026	\$918,510			\$3,106,773	\$3,106,773
Total	\$3,868,510				

Notes:

**Taxes payable 2021 (2021-22 school year) reduced by approximately \$4.6M due to decrease in construction bond payments*

**Taxes payable 2022 (2022-23 school year) reduced by approximately \$845K due to decrease in construction bond payments*

PHASED IN LEVY: TAX IMPACTS

Option #1: \$400, \$300, \$200, \$100 per pupil					
\$280,000 average price home	Average Price				
Tax Year	Net Tax Impact \$280,000 Home	Net Tax Impact \$50K Home	Net Tax Impact \$1M Home	Debt Drop	Estimated Levy Revenue
Payable 2021	-\$75	\$3	-\$426	\$5.553M	\$3,618,800
Payable 2022	\$139	\$24	\$498	\$0	\$2,714,100
Payable 2023	\$90	\$16	\$320	\$0	\$1,809,400
Payable 2024	\$44	\$8	\$156	\$0	\$904,700
Total	\$198	\$51	\$548		
Option #2: \$300, \$300, \$300 per pupil					
\$280,000 average price home	Average Price				
Tax Year	Net Tax Impact \$280,000 Home	Net Tax Impact \$50K Home	Net Tax Impact \$1M Home	Debt Drop	Estimated Levy Revenue
Payable 2021	-\$76	\$0	-\$403	\$4.608M	\$2,714,100
Payable 2022	\$95	\$20	\$315	\$845K	\$2,714,100
Payable 2023	\$134	\$24	\$480	\$0	\$2,714,100
Total	\$153	\$44	\$392		
Option #3: \$300, \$300, \$150, \$150 per pupil					
\$280,000 average price home	Average Price				
Tax Year	Net Tax Impact \$280,000 Home	Net Tax Impact \$50K Home	Net Tax Impact \$1M Home	Debt Drop	Estimated Levy Revenue
Payable 2021	-\$76	\$0	-\$403	\$4.608M	\$2,714,100
Payable 2022	\$95	\$20	\$315	\$845K	\$2,714,100
Payable 2023	\$67	\$12	\$240	\$0	\$1,357,050
Payable 2024	\$66	\$12	\$236	\$0	\$1,357,050
Total	\$152	\$44	\$389		

BOARD REQUEST

In acknowledgement of the immediate (next year and the years that follow) budget challenges, district leadership has been working on preparing \$2,050,000 in proposed budget cuts.

In acknowledgement of the projection of future budget challenges (starting next year and continuing in the years that follow), and the need to increase revenue or make cut cuts to meet this challenges, district leadership has been working on preparing an additional \$5.4 million in proposed budget cuts.

Should the School Board want to direct, district leadership will be prepared to share both of these proposed budget cuts at the ⁵³June 22 School Board meeting.

-A motion for directing such action may be appropriate at this time.

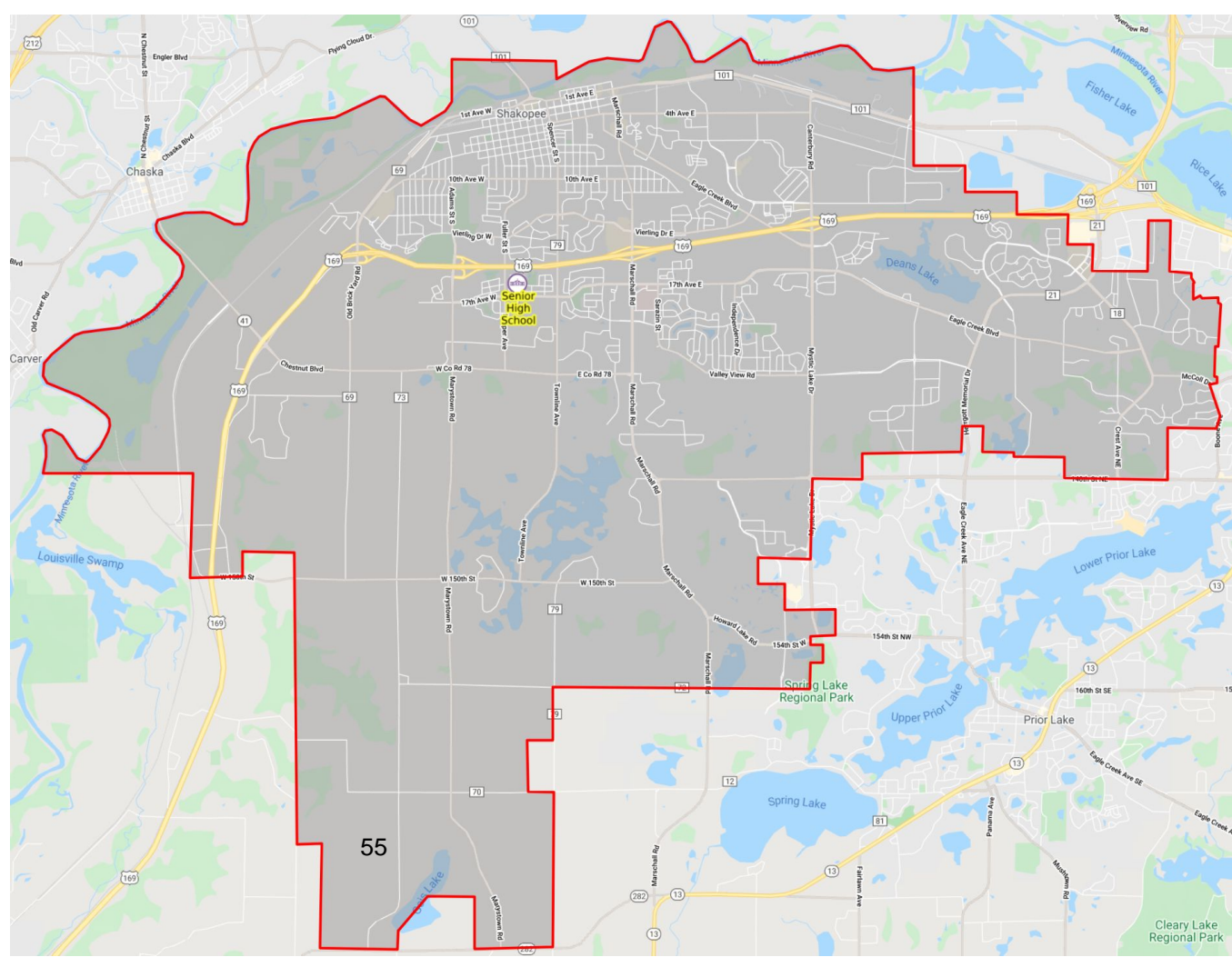
High School - WALKING DISTANCES

'Rough Approximation'

6-8-2020

Overview

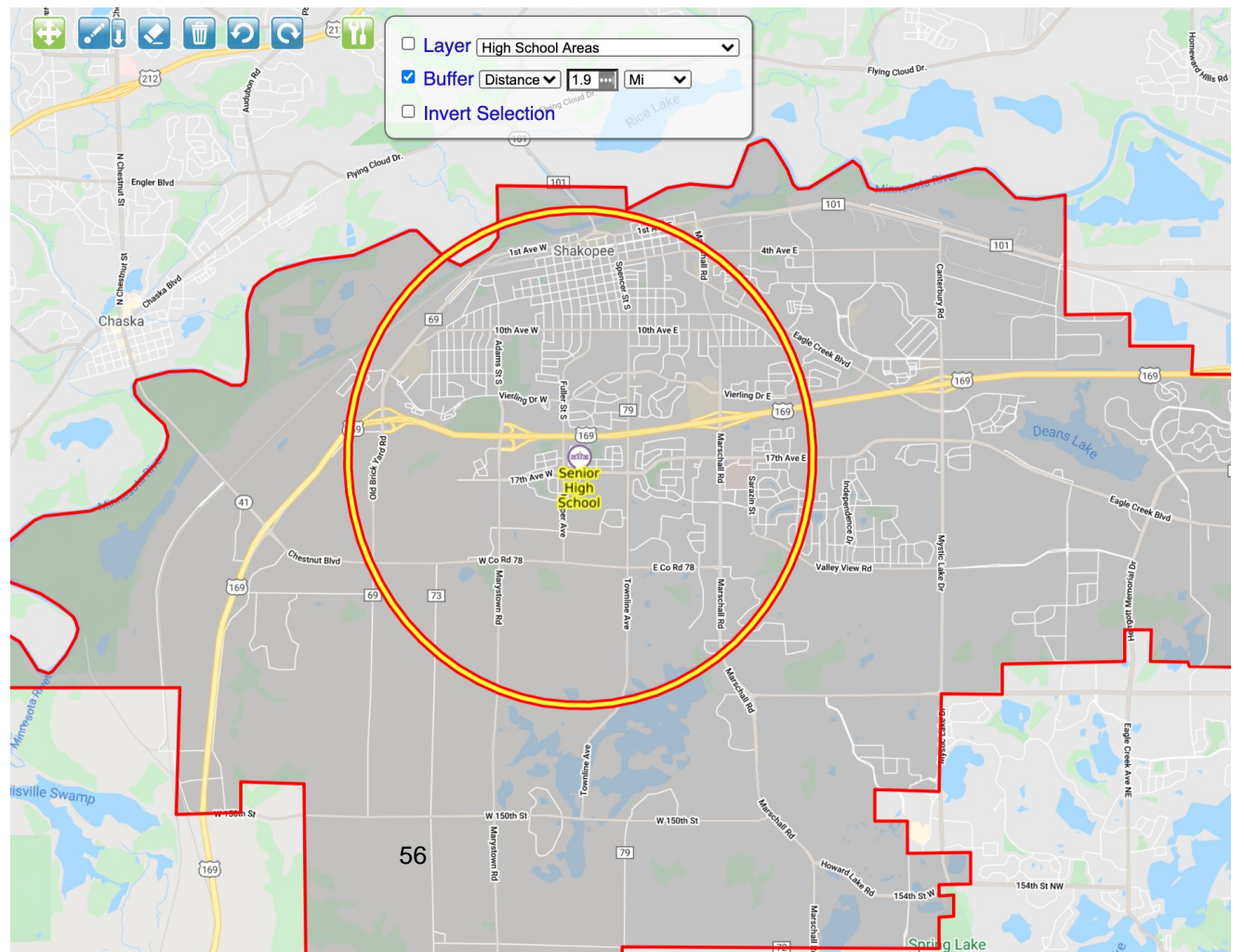
- All numbers are approximate
- Use of radius (“as the crow flies” vs. actual walking distance)
 - 0.9mi for 1.0
 - 1.15mi for 1.25
 - 1.4mi for 1.50
 - 1.9mi for 2.0
- Based on 2019-20 students



2.0 Miles

(using a radius of 1.9 miles)

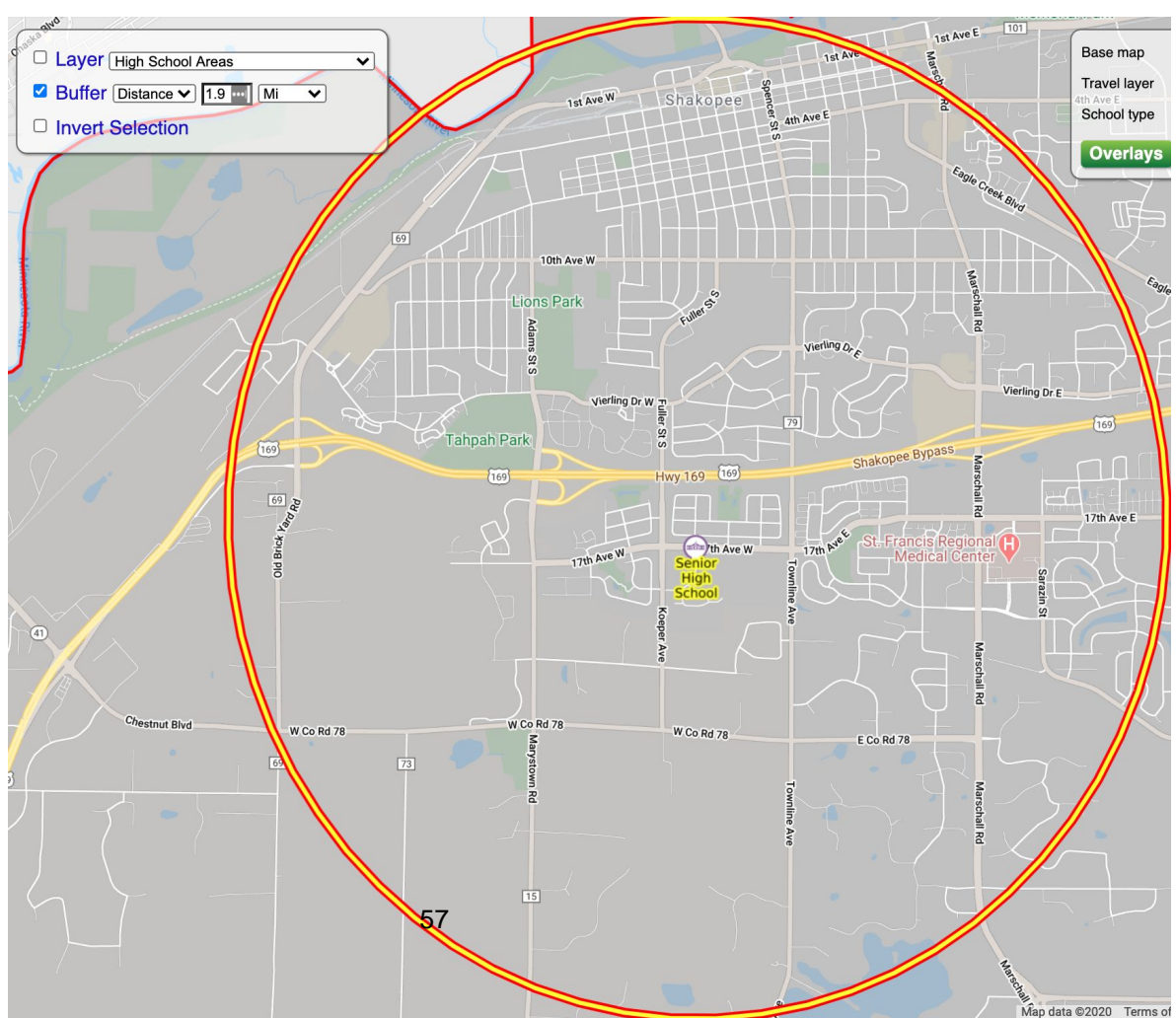
grade	students
9th	364
10th	337
11th	283
12th	255
Total	1239



2.0 Miles

(using a radius of 1.9 miles)

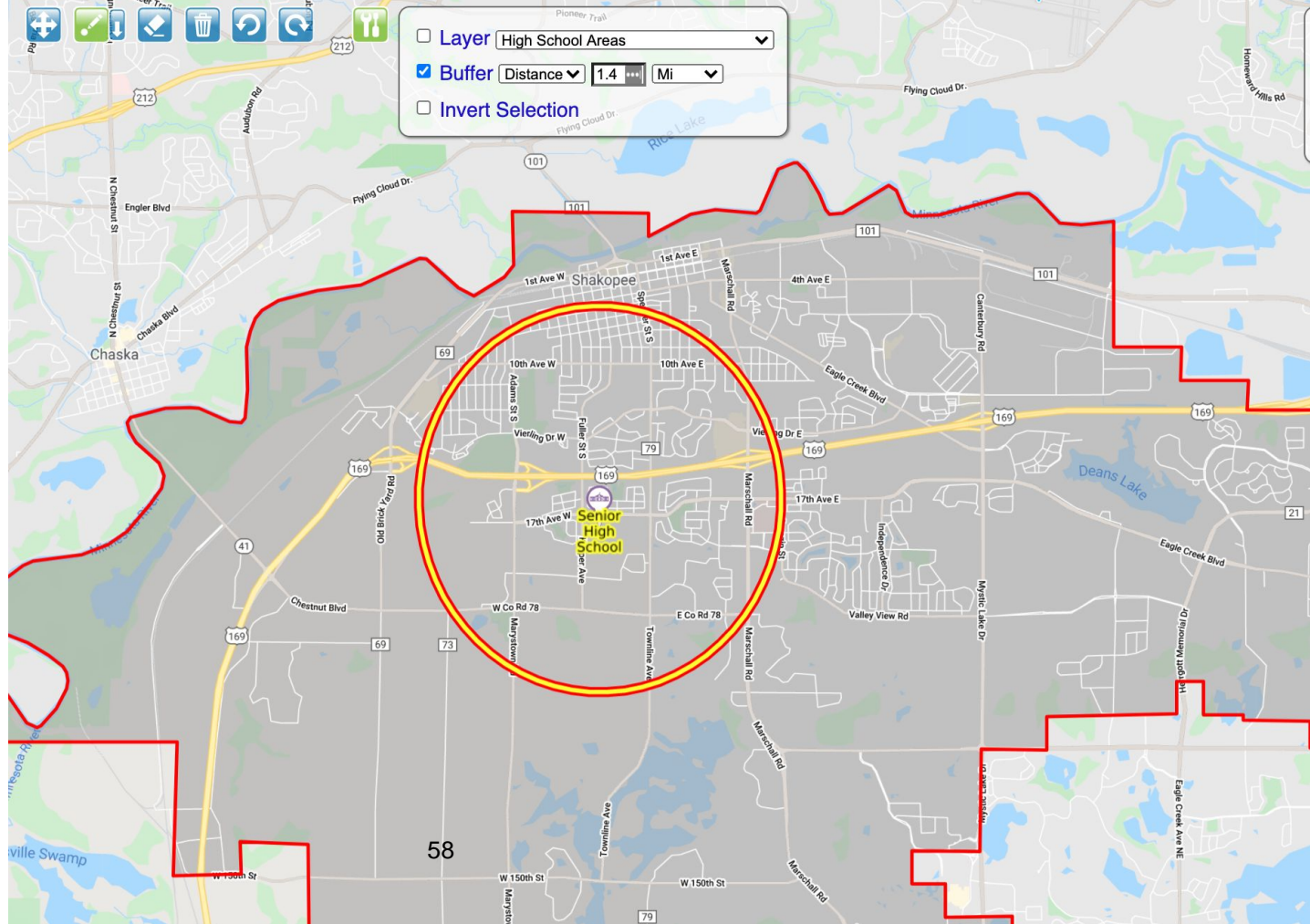
grade	students
9th	364
10th	337
11th	283
12th	255
Total	1239



1.5 Miles

(using a radius of 1.4 miles)

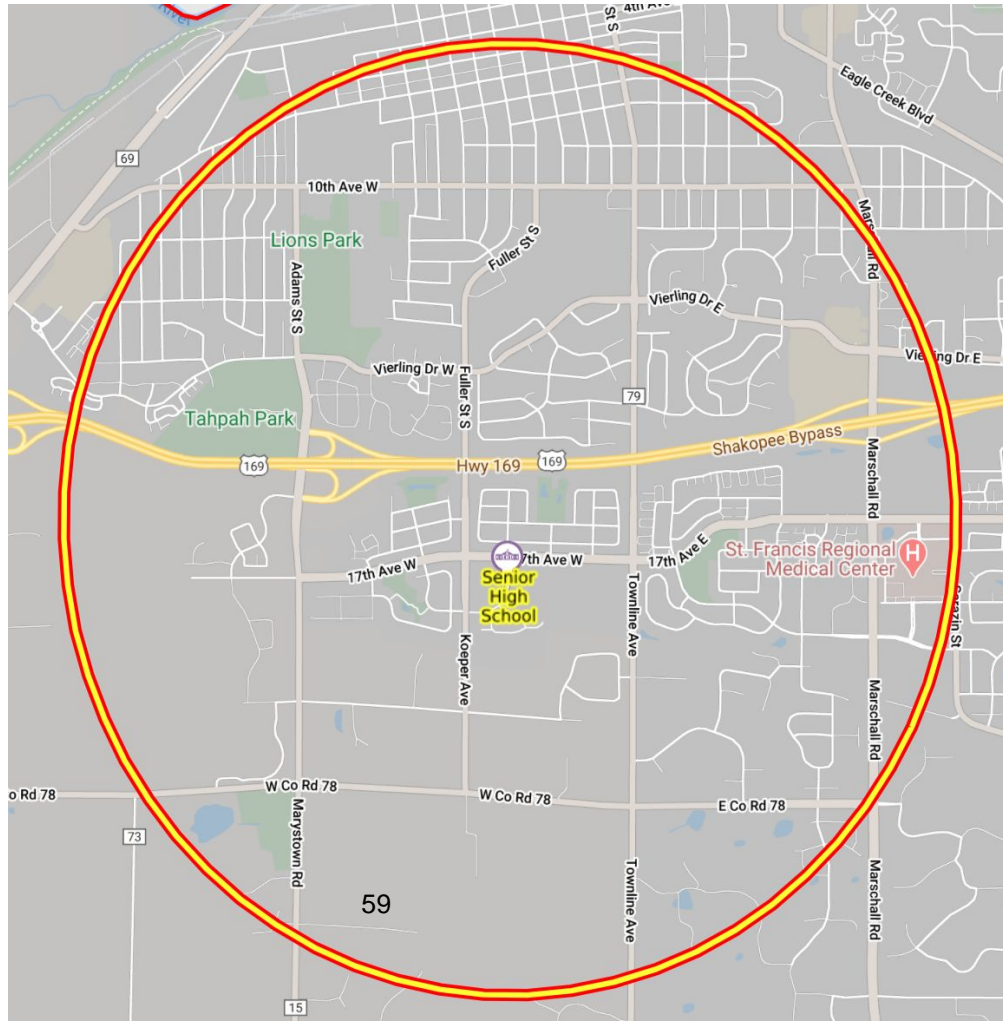
grade	students
9th	199
10th	170
11th	171
12th	138
Total	678



1.5 Miles

(using a radius of 1.4 miles)

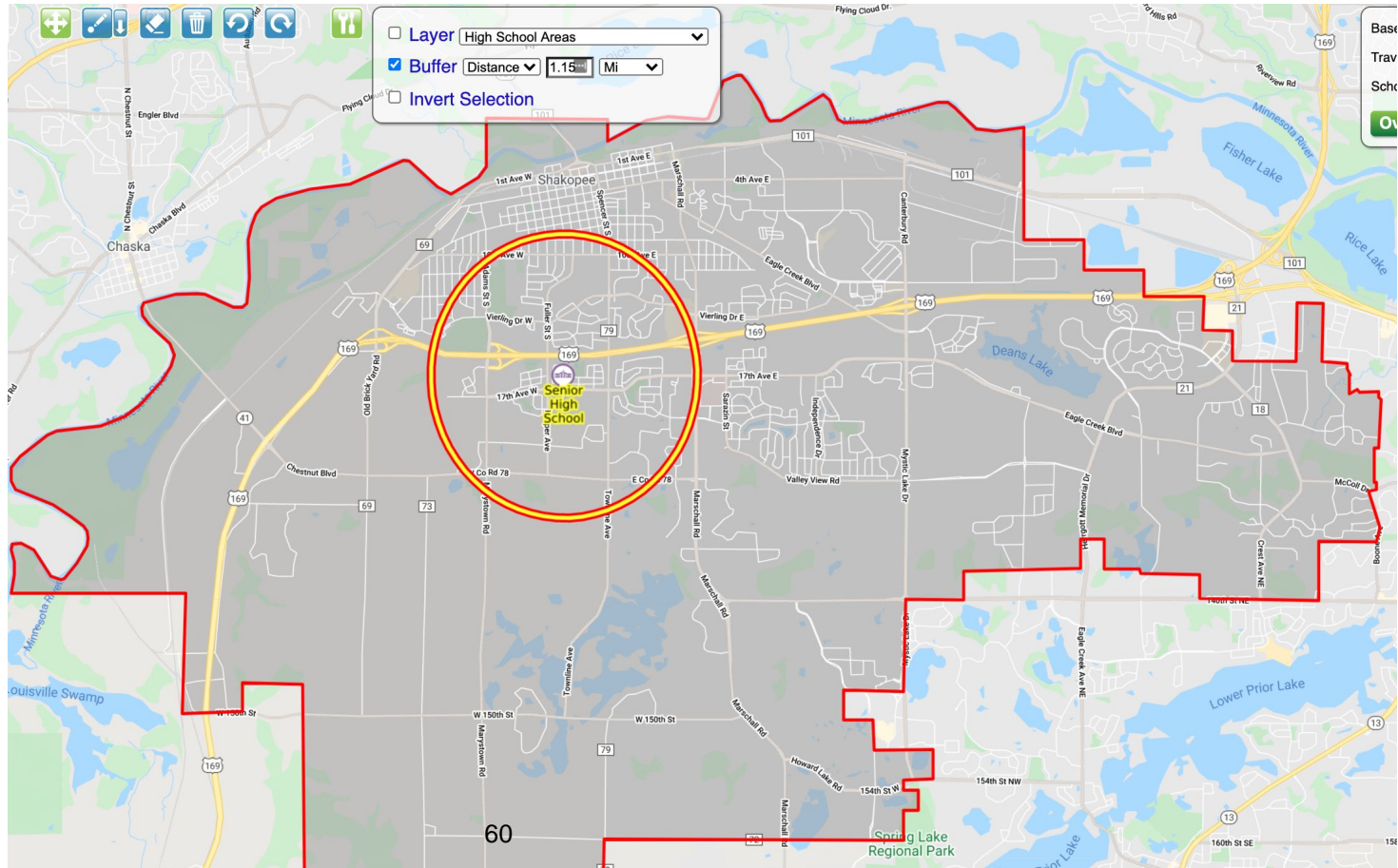
grade	students
9th	199
10th	170
11th	171
12th	138
Total	678



1.25 Miles

(using a radius of 1.15 miles)

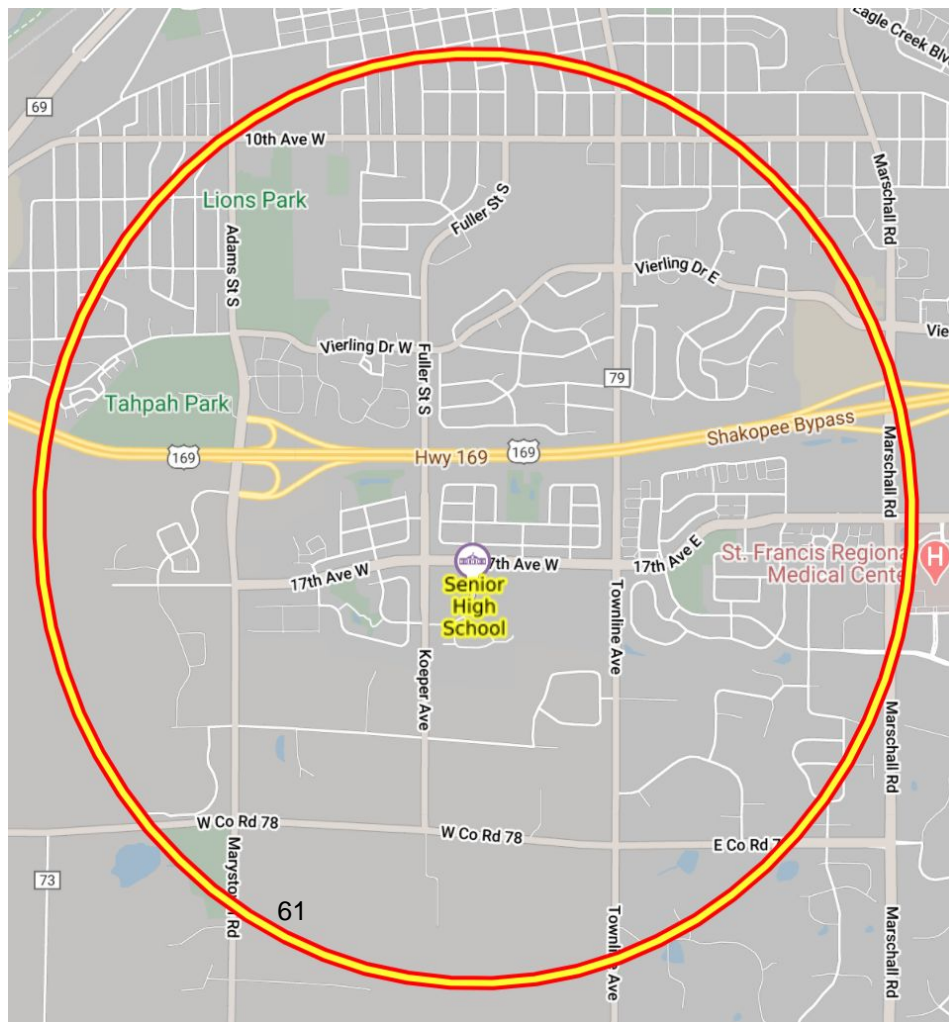
grade	students
9th	156
10th	126
11th	144
12th	113
Total	539



1.25 Miles

(using a radius of 1.15 miles)

grade	students
9th	156
10th	126
11th	144
12th	113
Total	539





High School Walking Distances

Informational Discussion



CURRENT WALKING DISTANCES

- Elementary students in grades K-5 who live .5 mile or more from their assigned school are eligible for transportation.
- Middle School students in grades 6-8 who live 1 mile or more from their assigned school are eligible for transportation.
- **High School students in grade 9** who live 1 mile or more from their assigned school are eligible for transportation.
- **High School students in grades 10-12** who live 2 miles or more from their assigned school are eligible for transportation.

COMPARED TO OTHER DISTRICTS

BRIEF ANALYSIS:

- There are a few other districts that are similar to us that have walking distances of 2 miles for high school students.
- It is more common to find other districts similar to us with walking distances shorter than 2 miles for high school students.

COST ANALYSIS OF WALKING DISTANCE CHANGES

1.25 Mile Option:

Students in grades 9-12 would have a 1.25 mile walking distance

COST: \$118,024 (two additional routes)

1.5 Mile Option:

Students in grades 9-12 would have 1.5 mile walking distance

COST: \$59,012 (one additional route)

COST ANALYSIS-- RELATED TOPIC

FEE FOR SERVICE

Assuming students qualifying for free/reduced lunch would ride for significantly reduced rates, or for free.

Projected cost would be approximately \$1500 per year, and one bus would need to have 40 riders paying the yearly fee.

-Does not seem to be a viable option, at this time..

COFFEE WITH THE SUPERINTENDENT



Virtual Chat

NO APPOINTMENT NEEDED

LOG ON ANYTIME FROM 7-8:30AM

THURSDAY, JUNE 18

Shakopee
PUBLIC SCHOOLS
EDUCATION FORWARD

Google Meet joining info:

<https://meet.google.com/urj-erxp-pjj>

Or dial: +1 470-285-4355 PIN: 745 929 003#



JOIN THE SHAKOPEE SCHOOL BOARD FOR COFFEE CHAT!

TUESDAY

JUNE 23

6:30PM-7:30PM

Google Meet joining information:

<https://meet.google.com/cky-bqtv-oez>

Or dial: +1 740-208-2953 PIN: 313 517 940#

When we listen, we learn from each other. This is the community's opportunity to bring any questions related to governing the school district to the Shakopee School Board. This is also a great time to get to know your school board members.