



**ROCKFORD AREA SCHOOLS  
INDEPENDENT SCHOOL DISTRICT 883  
BOARD OF EDUCATION**

**Building a Community for Life-long Learning**

**Agenda for November 16, 2020**

**6:30 PM**

**Rockford High School, Heritage Room**

**7600 County Rd 50**

**Rockford, MN 55373**

1. **CALL MEETING TO ORDER**
  - A. Pledge of Allegiance
  - B. Board Roll Call
2. **APPROVAL OF AGENDA**
3. **PUBLIC COMMENTS**
4. **CONSENT ITEMS**
  - A. Consent--Approval of Minutes 4
  - B. Consent--Personnel 11
  - C. Consent--Approval of Bills and Wire Transfers 12
  - D. Consent--Approval of Open Enrollments 21
  - E. Consent--Approval of SEIU 284 Seniority Listing 22
5. **FISCAL RESPONSIBILITY**
  - A. Business Manager's Report 25
  - B. Auditor's Report 28
  - C. Resolution of Acknowledgement of Contributions/Donations 162
6. **HIGH STUDENT ACHIEVEMENT**
  - A. Principal's Reports 163
  - B. International Baccalaureate Programme Administrator Report 164
  - C. 2021-22 RHS Courses for Approval 165
  - D. Activities Director Report 173
  - E. Director of Teaching and Learning's Report 174
  - F. Community Education Report 177
    1. Community Ed/RCC Staff Access 178
7. **SAFE & WELCOMING ENVIRONMENT**
  - A. Instructional Model Change Update 179
  - B. COVID-19 Update from the District Health Office 180
8. **EFFICIENT & EFFECTIVE OPERATIONS**
  - A. Resolution Authorizing Issuance of Certificates of Election 181
  - B. District Publications 189
  - C. Second and Final Reading of Select MSBA Recommended Policy Revisions 191
  - D. Policies Incorporated By Reference 208
9. **BOARD AND SUPERINTENDENT UPDATES AND ANNOUNCEMENTS**
  - A. Work Session of the Board of Education: Monday, December 7, 2020



**ROCKFORD AREA SCHOOLS  
INDEPENDENT SCHOOL DISTRICT 883  
BOARD OF EDUCATION**

Teleconference at 6:30.

Regular Meeting of the Board of Education: Monday, December 21, 2020 via teleconference at 6:30. Annual Truth and Taxation Hearing will also be held that evening.

**B. BOARD COMMITTEE UPDATES**

1. Minnesota State High School League - Anderson, Gordee
2. Operations Committee - Edwards, Gordee
3. Continuing Education - Johnson, Campbell
4. Curriculum Advisory System Accountability Committee - Praska, Gordee
5. Community Education Advisory Board/ Children First/ECFE/School Readiness Advisory Council - Anderson, Edwards
  
6. Chamber Committee - Gordee, Praska
7. Legislative/MSBA Delegate Assembly - Gordee, Johnson
8. Meeker & Wright Special Education Cooperative - Johnson, Anderson
9. Northwest Suburban Integration School District - Gordee, Praska
10. Schools for Equity in Education/MREA - Praska, Johnson
11. District Staff Development - Praska, Johnson
12. Committee At-Large - Johnson, Gordee, Praska (Campbell as alternate)
13. Association of Metro School Districts - Edwards, Campbell
14. Negotiations - Johnson, Campbell, Gordee (Edwards as alternate)

**10. ADJOURNMENT**

**Our Mission:** **Building a Community for Life-Long Learning**

**Our Vision:** Provide a respectful learning environment in which all students achieve their highest potential for a changing world.

- Our Values:**
- Visionary leadership that encourages continuous improvement.
  - Managing by facts, focusing on results and creating value.
  - Valuing faculty, staff, students and partners.
  - Communicating openly and consistently with all stakeholders
  - Learning-centered education.

**Rockford Board of Education**

Brady Anderson

Kevin Campbell




**ROCKFORD AREA SCHOOLS  
INDEPENDENT SCHOOL DISTRICT 883  
BOARD OF EDUCATION**

Amy Edwards  
Jessica Johnson

Eric Gordee  
Beth Praska

Interim Superintendent Rhonda Dean



**Independent School District #883  
Virtual Regular School Board Meeting  
October 19, 2020**

Chair Edwards called the regular meeting to order at 6:30 pm. Pursuant to Minnesota Statutes 13D.021 with regards to the COVID-19 pandemic and the Minnesota Governor's peacetime emergency declaration, the meeting was held by conference call. Members Anderson, Campbell, Edwards, Gordee, Johnson and Praska were present attending via virtual meeting. Also present were Principal Anderson-Hume, Director of Teaching and Learning, Kevin Keller, Director of Technology, John Engel and Superintendent, Rhonda Dean.

Johnson motioned to approve the agenda, as presented. Gordee seconded. On a roll call vote, the following voted in favor: Praska, Anderson, Campbell, Johnson, Gordee, Edwards. And the following voted against: None. Motion passed.

**Public Comments**

Minnesota Governor Tim Walz declared a state of emergency on Friday, March 13, 2020 and moved to limit the size of public gatherings in response to the COVID-19 virus. Therefore, attendance of the public at this meeting would not be feasible due to the emergency declaration, pursuant to State Statute.

No public comments were submitted.

**Consent Items**

Gordee motioned, seconded by Praska, to approve the following consent items: On a roll call vote, the following voted in favor: Campbell, Praska, Anderson, Johnson, Gordee, Edwards. And the following voted against: None Motion passed.

- Minutes: Work Session: September 21, 2020; Regular Meeting: September 21, 2020; Work Session: October 5, 2020
- Personnel:

Hire:

James Johnson -DW Custodian  
Garrett Barnes - REAMS Sped Para  
Heidi Schnatzen - Kinder Specialist

Resignation:

Babie Yang - SACC Classroom Ast.  
Heidi Schnatzen - Kinder Specialist

Leave:

Colleen Peterson  
Desiree Koepke

- Open Enrollments

### Resident Students Attending Other Schools

	<b>Grade</b>	<b>Non-Resident District</b>	<b>Number</b>	<b>Date Effective</b>	<b>NR/OE</b>
1	K	Eden Valley-Watkins	463	10/8/2020	OE
2	K	Watertown-Mayer	111	9/2/2020	OE
3	2	Glencoe Silver Lake	2859	9/8/2020	OE
4	2	Delano	728	10/8/2020	OE

### Non Resident Students Attending Rockford

	<b>Grade</b>	<b>Non-Resident District</b>	<b>Number</b>	<b>Date Effective</b>	<b>NR/OE</b>
1	5	Buffalo	877	9/8/2020	OE
2	2	Buffalo	877	9/8/2020	OE
3	3	Buffalo	877	9/15/2020	OE
4	2	Elk River	728	10/8/2020	OE
5	K	Elk River	728	10/8/2020	OE
6	5	Elk River	728	10/8/2020	OE
7	9	Delano	879	9/8/2020	OE

Note : Non-resident agreements will not be signed for families requesting a release from our school district. The students listed above are covered under MN Statute 124D.03, thus meeting the legal requirements for open enrollment.

### High Student Achievement

Principal Anderson-Hume presented an update on hybrid learning, distance learning, FAST testing, and her building goal.

Director of Teaching and Learning, Kevin Keller provided an update on REAMS distance learning program.

## Fiscal Responsibility

### Resolution of Acknowledgement of Contributions/Donations

Whereas Minnesota Statute 123B.02 permits school boards to “receive, for the benefit of the district, bequests, donations, or gifts for any proper purpose and apply the same to the purpose designated. In that behalf, the board may act as trustee of any trust created for the benefit of the district, and for the benefit of pupils thereof.”

Therefore, be it resolved by the School Board of Rockford Area Schools, Independent School District 883 that the School Board accepts, with appreciation, the contributions detailed below.

Generous donations from the Rockford Education Foundation, Families supporting our activities, & Over 140 water bottle donations received from the RAS Community!

<i>Donor</i>	<i>Amount</i>	<i>Fund</i>
Rockford Education Foundation	22,975.00	General Fund (media center furniture)
Rockford Education Foundation	528.06	General Fund (Ojibwe Shoulder bags/materials)
Rockford Education Foundation	992.50	General Fund (REAMS Planners)
Rockford Education Foundation	2199.12	General Fund (RMS Planners)
RAAA	840.00	Volleyball Activity Acct (HS Volleyball Program)
The Ronald Jorgenson Family	100.00	Football Activity Acct

West Suburban Innovative Storage	500.00	Football Activity Acct
William and Barbara Nelson	10.00	Football Activity Acct
Anonymous	Water bottles (50)	General Fund
Anonymous	Water bottles (4)	General Fund
Dawn Rund	Water bottles (20)	General Fund
Christa Larson	Water bottles (2)	General Fund
Anonymous	Water bottles (7)	General Fund
Anonymous	Water bottles (4)	General Fund
Reschke Family	Water bottles and Masks	General Fund
Krista Bird	Water bottles (4)	General Fund
Anonymous	Water bottles (15)	General Fund
Megan and Kyle Seiler	Water bottles (4)	General Fund
Beth Russell	Water bottles (10)	General Fund

Shawn Weddel	Water bottles (1)	General Fund
Monica Palmer	Water bottles (10)	General Fund
Lyric Rogich	Water bottle (1)	General Fund
Heather Michalik	Water bottles (8)	General Fund
Sara Pauley	Water bottles (6)	General Fund

Member Campbell moved the adoption of the following resolution. The motion for the adoption of the foregoing resolution was duly seconded by Johnson. On a roll call vote, the following voted in favor: Praska, Anderson, Gordee, Johnson, Campbell, and Edwards. And the following voted against: None Whereupon said resolution was declared duly passed and adopted.

**Safe and Welcoming Environment**

**Assurance of Compliance**

Gordee made a motion to approve the Assurance of Compliance as presented, seconded by Praska. On a roll call vote, the following voted in favor: Johnson, Anderson, Campbell, Praska, Gordee, Edwards. And the following voted against: None. Motion to approve carried.

**First read of Select Policies updates**

Select MSBA Recommended Policy Revisions

- Policy 419: Tobacco-Free Environment; Possession and Use of Tobacco, Tobacco-Related Device, and Electronic Delivery Devices; Vaping Awareness and Preventions Instruction
- Policy 516: Student Mediation
- Policy 601: School District Curriculum and Instruction Goals
- Policy 607: Organization of Grade Levels

**COVID-19 Update**

Superintendent Dean provided a brief update as it relates to COVID-19 and Rockford Area Schools.

## **Efficient and Effective Operations**

### **Technology Update**

Director of Technology, John Engel provided an update on 1:1 device initiative, purchases made using COVID funds, Network-Infrastructure, and Software.

### **Board/Superintendent Updates and Announcements**

There will be a board special meeting (Canvas Election) on Thursday, November 12, 2020 at 7:30am via a virtual meeting for the board members and public via teleconference. There will be a work session on Monday, November 16, 2020 at 5:30 pm and a board regular session on Monday, November 16, 2020 at 6:30 pm in the Heritage Room at RHS for board members and via teleconference for the public.

The Board gave updates on their committee assignments and events attended. Gordee attended a NWSID meeting and MSBA Phase III Training. Praska attended the MSBA Phase III Training. Anderson had no committee meeting updates. Johnson had a MAWSECO meeting and a Chamber of Commerce meeting of candidates. Campbell attended the pre-planning agenda meeting and no other updates. Edwards attended the AMSD meeting and talked about the October packet that was presented as well as the pre-planning agenda meeting, HR Director interviews and Chamber of Commerce meeting of candidates. Superintendent Dean attended a Chamber of Commerce meeting of candidates, shared an update on the interview/hiring of the HR Director position, attended staff round tables, and also shared her experience MC-ing the BestPrep Annual Luncheon where Kevin Neff was honored.

Johnson motioned to adjourn the meeting at 9:16 PM. Gordee seconded. On a roll call vote, the following voted in favor: Praska, Campbell, Anderson, Johnson, Gordee, and Edwards. And the following voted against: None. Motion carried.

Amanda Wyrowski  
Recorder

Jessica Johnson  
Clerk



**Independent School District #883  
School Board Work Session  
October 5, 2020**

Chair Edwards called the regular meeting to order at 6:30 pm. Pursuant to Minnesota Statutes 13D.021 with regards to the COVID-19 pandemic and the Minnesota Governor's peacetime emergency declaration, the meeting was held by conference call. Members Anderson, Campbell, Edwards, Gordee, Johnson and Praska were present. Also present were Principal on Special Assignment, Matthew Scheidler, Director of Technology, John Engel and Superintendent Rhonda Dean.

Gordee motioned to approve the agenda, as presented. Anderson seconded. On a vote, the following voted in favor: Anderson, Campbell, Edwards, Gordee, Johnson and Praska. And the following voted against: None. Motion passed.

**CARES Fund Overview**

Principal on Special Assignment, Matthew Scheidler presented on the CARES Funding. He shared the amounts of funding the school received and how the funding is and will be spent.

**Technology Briefing**

Director of John Engel, briefed and presented technology updates of where we are and where we are going. He also presented information on the breakdown of purchases and CARES funding that was spent. He also discussed the software being used and technical issues the school has encountered.

Vice Chair Campbell left the meeting at 7:45pm.

**Consent Items**

**Board/Superintendent Updates and Announcements**

The next regular Board meeting is scheduled for Monday, October 19, 2020 at 6:30 pm which will be held in person for board members in the Heritage room at RHS and via teleconference for the public.

Motion to Adjourn by Gordee, second by Johnson. On a vote, the following voted in favor: Anderson, Campbell, Edwards, Gordee, Johnson and Praska. And the following voted against: None. Motion passed.

Amanda Wyrowski  
Recorder

Jessica Johnson  
Clerk



**ROCKFORD AREA SCHOOLS  
INDEPENDENT SCHOOL DISTRICT 883  
BOARD OF EDUCATION**

**Subject: Consent--Personnel**

Meeting Date: November 16, 2020

Prepared by: Superintendent's Office

Date Prepared: November 10, 2020

Information       Briefing       Action       Enclosure Item(s)

Personnel Items:

Hire:

Ashley	Koopmen	Distance Learning 3/4 (Koepke) LTS
Julia	Hensel	LTS K
Julia	Hensel	REAMS Bld Sub
Erin	Raukar	HR Direc
Natalie	Langford	Health Office Sub District Wide
Aimee	Smith	LTS C Peterson REAMS PE/DAPE

Resign

Marty	Johnson	GBB Head Coach .
Laura	Lanigan	RHS PARA
Hannah	Oliverous	7th Gr GBB Coach

Rehire

Thom	Houghton	JH FB
------	----------	-------

Leave:

Amanda	Jensen	Kinder Teacher
--------	--------	----------------



**ROCKFORD AREA SCHOOLS  
INDEPENDENT SCHOOL DISTRICT 883  
BOARD OF EDUCATION**

**ITEM:**

**Subject: Approval of Bills and Wire Transfers**

Meeting Date: November 16, 2020

Prepared by: Sher Tischner

Date Prepared: November 12, 2020

Information       Briefing       Action       Enclosure Item(s)

---

October 2020 (listing attached)

Fund 01	\$1,376,888.81
Fund 02	48.90
Fund 04	12,255.72
Fund 21	6,264.41
Fund 45	1,783.02
Total:	\$ 1,397,240.86

---

## Rockford ISD #0883 Payment Reg by Bank and Check

Co	Bank	Batch	Pmt No	Check No	Pay Type	Grp Code	Rcd	Vendor	Print	Recon	Void	Curr	Pay/Void Date	Amount
0883	ASSO		52158		Wire	1	1962	MINNESOTA DEPT OF REVENUE	No	Yes	No	USD	10/18/2020	18,136.60
0883	ASSO		52159		Wire	1	1962	MINNESOTA DEPT OF REVENUE	No	Yes	No	USD	10/02/2020	17,192.27
0883	ASSO		52160		Wire	1	2006	US GOVERNMENT	No	Yes	No	USD	10/16/2020	107,094.35
0883	ASSO		52161		Wire	1	2006	US GOVERNMENT	No	Yes	No	USD	10/02/2020	102,584.66
0883	ASSO		52162		Wire	1	1937	PUBLIC EMPLOYEES RETIREMENT ASS	No	Yes	No	USD	10/14/2020	16,941.67
0883	ASSO		52163		Wire	1	1937	PUBLIC EMPLOYEES RETIREMENT ASS	No	Yes	No	USD	10/28/2020	19,035.40
0883	ASSO		52164		Wire	1	1938	TRA	No	Yes	No	USD	10/28/2020	53,583.70
0883	ASSO		52165		Wire	1	1938	TRA	No	Yes	No	USD	10/14/2020	53,496.15
0883	ASSO		52166		Wire	1	3370	MN CHILD SUPPORT PMT CENTER	No	Yes	No	USD	10/15/2020	314.00
0883	ASSO		52167		Wire	1	3370	MN CHILD SUPPORT PMT CENTER	No	Yes	No	USD	10/01/2020	314.00
0883	ASSO		52168		Wire	1	4050	AFLAC	No	Yes	No	USD	10/26/2020	935.18
0883	ASSO		52171		Wire	1	6069	METLIFE	No	Yes	No	USD	10/23/2020	4,162.20
0883	ASSO		52174		Wire	1	2470	MSRS	No	Yes	No	USD	10/23/2020	16,264.44
0883	ASSO		52175		Wire	1	7649	TSA CONSULTING GROUP, INC.	No	Yes	No	USD	10/26/2020	36,829.63
0883	ASSO		52244		Wire	1	4718	MN TRUST	No	Yes	No	USD	10/31/2020	20.83
0883	ASSO		52245		Wire	1	4718	MN TRUST	No	Yes	No	USD	10/31/2020	5,378.48
0883	ASSO		51824	98633	Check	1	1180	CENTERPOINT ENERGY	Yes	No	Yes	USD	10/07/2020	(88.98)
0883	ASSO		51879	98653	Check	1	8053	BAKER PARK RESERVE	Yes	No	Yes	USD	10/21/2020	(105.00)
0883	ASSO		52014	98791	Check	1	6623	ADVANCED IMAGING SOLUTIONS	Yes	Yes	No	USD	10/02/2020	5,205.00
0883	ASSO		52010	98792	Check	1	2813	AKAS ASSOC OF SCHOOL LIBRARIES	Yes	Yes	No	USD	10/02/2020	195.00
0883	ASSO		52018	98793	Check	1	6750	ART OF PROBLEM SOLVING	Yes	Yes	No	USD	10/02/2020	636.00
0883	ASSO		52027	98794	Check	1	7993	ATMOSPHERE COMMERCIAL INTERIOF	Yes	Yes	No	USD	10/02/2020	2,398.50
0883	ASSO		52015	98795	Check	1	6684	BARKLOW, MARTIN	Yes	Yes	No	USD	10/02/2020	134.00
0883	ASSO		52011	98796	Check	1	3539	CENGAGE LEARNING	Yes	Yes	No	USD	10/02/2020	1,040.00
0883	ASSO		52008	98797	Check	1	1181	CITY OF ROCKFORD	Yes	Yes	No	USD	10/02/2020	1,462.02
0883	ASSO		52022	98798	Check	1	7743	COUNTRYSIDE CUSTOM APPAREL, LLC	Yes	Yes	No	USD	10/02/2020	560.00
0883	ASSO		52020	98799	Check	1	7570	CST MN - BIN # 170065	Yes	Yes	No	USD	10/02/2020	40,000.00
0883	ASSO		52028	98800	Check	1	8069	KAHMEYER, MAXWELL	Yes	No	No	USD	10/02/2020	134.00
0883	ASSO		52012	98801	Check	1	5160	KAHMEYER, TROY	Yes	No	No	USD	10/02/2020	134.00
0883	ASSO		52016	98802	Check	1	6743	LEARNING A-Z	Yes	Yes	No	USD	10/02/2020	115.45
0883	ASSO		52017	98803	Check	1	6743	LEARNING A-Z	Yes	Yes	No	USD	10/02/2020	185.40
0883	ASSO		52023	98804	Check	1	7753	MAHONEY, JOSHUA	Yes	Yes	No	USD	10/02/2020	120.00
0883	ASSO		52021	98805	Check	1	7697	MARISELA V NELSON INTERPRETING	Yes	Yes	No	USD	10/02/2020	610.00
0883	ASSO		52009	98806	Check	1	1267	MASSP	Yes	Yes	No	USD	10/02/2020	870.00
0883	ASSO		52025	98807	Check	1	7857	MCLEOD COMMUNITY SOLAR ONE LLC	Yes	Yes	No	USD	10/02/2020	1,686.73
0883	ASSO		52026	98808	Check	1	7858	MEEKER COMMUNITY SOLAR ONE LLC	Yes	Yes	No	USD	10/02/2020	2,236.33
0883	ASSO		52013	98809	Check	1	6187	MN FFA	Yes	Yes	No	USD	10/02/2020	230.00
0883	ASSO		52019	98810	Check	1	7545	TEACHERS ON CALL	Yes	Yes	No	USD	10/02/2020	1,417.52
0883	ASSO		52024	98811	Check	1	7800	WESTERN CONTAINER SALES	Yes	Yes	No	USD	10/02/2020	9,759.00

Rockford ISD #0883

Payment Reg by Bank and Check

Co	Bank	Batch	Pmt No	Check No	Pay Type	Grp Code	Rcd	Vendor	Print	Recon	Void	Curr	Pay/Void Date	Amount
0883	ASSO		52029	98812	Check	1 1215		XCELENERGY	Yes	Yes	No	USD	10/02/2020	20,635.27
0883	ASSO		52030	98813	Check	1 6377		DISH	Yes	Yes	No	USD	10/05/2020	103.03
0883	ASSO		52031	98814	Check	1 1016		WRIGHT-HENNEPIN COOP. ELECTRIC	Yes	Yes	No	USD	10/07/2020	228.70
0883	ASSO		52032	98815	Check	1 1180		CENTERPOINT ENERGY	Yes	Yes	No	USD	10/07/2020	198.70
0883	ASSO		52042	98816	Check	1 1492		ADAM'S PEST CONTROL INC	Yes	Yes	No	USD	10/09/2020	313.59
0883	ASSO		52062	98817	Check	1 7993	remit	ATMOSPHERE COMMERCIAL INTERIOF	Yes	Yes	No	USD	10/09/2020	39,749.71
0883	ASSO		52043	98818	Check	1 2624		BUFFALO DRY CLEANERS	Yes	Yes	No	USD	10/09/2020	2,673.63
0883	ASSO		52039	98819	Check	1 1180		CENTERPOINT ENERGY	Yes	Yes	No	USD	10/09/2020	1,288.23
0883	ASSO		52053	98820	Check	1 6253	remit	CULLIGAN OF BUFFALO	Yes	Yes	No	USD	10/09/2020	37.25
0883	ASSO		52063	98821	Check	1 8047		FREELAND, CINDY	Yes	Yes	No	USD	10/09/2020	20.00
0883	ASSO		52037	98822	Check	1 1113		GRAINGER	Yes	Yes	No	USD	10/09/2020	429.41
0883	ASSO		52061	98823	Check	1 7738	REMIT	GRANITE TELECOMMUNICATIONS, LLC	Yes	Yes	No	USD	10/09/2020	721.27
0883	ASSO		52055	98824	Check	1 7273		HIGH SCHOOL WEB DESIGN LLC	Yes	No	No	USD	10/09/2020	448.00
0883	ASSO		52034	98825	Check	1 1057		HILLYARD	Yes	Yes	No	USD	10/09/2020	7,298.91
0883	ASSO		52044	98826	Check	1 3207	REMIT	HOUGHTON MIFFLIN HARCOURT	Yes	Yes	No	USD	10/09/2020	331.20
0883	ASSO		52048	98827	Check	1 4613		KENNEDY AND GRAVEN	Yes	Yes	No	USD	10/09/2020	1,777.50
0883	ASSO		52049	98828	Check	1 5070		LIFETOUCH NSS AIR	Yes	Yes	No	USD	10/09/2020	1,900.24
0883	ASSO		52059	98829	Check	1 7697		MARISELA V NELSON INTERPRETING	Yes	Yes	No	USD	10/09/2020	660.00
0883	ASSO		52033	98830	Check	1 1044		MAWSECO #938	Yes	Yes	No	USD	10/09/2020	643.43
0883	ASSO		52040	98831	Check	1 1311		MN DEPT OF LABOR AND INDUSTRY	Yes	Yes	No	USD	10/09/2020	290.00
0883	ASSO		52045	98832	Check	1 3403		RANDY'S SANITATION INC	Yes	Yes	No	USD	10/09/2020	1,707.40
0883	ASSO		52046	98833	Check	1 3915		REINHART FOOD SERVICE	Yes	Yes	No	USD	10/09/2020	73.44
0883	ASSO		52041	98834	Check	1 1479		RENAISSANCE LEARNING INC.	Yes	Yes	No	USD	10/09/2020	4,920.00
0883	ASSO		52038	98835	Check	1 1152	remit	RESOURCE TRAINING & SOLUTIONS	Yes	Yes	No	USD	10/09/2020	2,571.90
0883	ASSO		52052	98836	Check	1 6082		SAM'S LAWN & LANDSCAPE, INC.	Yes	Yes	No	USD	10/09/2020	456.35
0883	ASSO		52036	98837	Check	1 1091		SCHMITT MUSIC CENTER	Yes	Yes	No	USD	10/09/2020	482.50
0883	ASSO		52060	98838	Check	1 7710	remit	SCHOLASTIC	Yes	Yes	No	USD	10/09/2020	373.63
0883	ASSO		52035	98839	Check	1 1062	remit	SCHOLASTIC INC	Yes	Yes	No	USD	10/09/2020	687.51
0883	ASSO		52056	98840	Check	1 7387	remit	SFRC	Yes	Yes	No	USD	10/09/2020	301.84
0883	ASSO		52057	98841	Check	1 7545		TEACHERS ON CALL	Yes	Yes	No	USD	10/09/2020	1,394.89
0883	ASSO		52064	98842	Check	1 8057		THE READING WAREHOUSE, INC.	Yes	Yes	No	USD	10/09/2020	964.00
0883	ASSO		52047	98843	Check	1 4055	REMIT	TIERNEY BROTHERS INC	Yes	Yes	No	USD	10/09/2020	6,546.45
0883	ASSO		52054	98844	Check	1 6561		TROPHIES PLUS, INC.	Yes	Yes	No	USD	10/09/2020	70.00
0883	ASSO		52058	98845	Check	1 7649		TSA CONSULTING GROUP, INC.	Yes	Yes	No	USD	10/09/2020	274.48
0883	ASSO		52051	98846	Check	1 5825	remit1	WARD'S SCIENCE	Yes	Yes	No	USD	10/09/2020	63.02
0883	ASSO		52050	98847	Check	1 5430		WEST METRO LAWN MAINTENANCE	Yes	Yes	No	USD	10/09/2020	7,830.00
0883	ASSO		52065	98848	Check	1 1394		MBNA/BUSINESS CARD	Yes	Yes	No	USD	10/09/2020	4,799.72
0883	ASSO		52066	98849	Check	1 1394		MBNA/BUSINESS CARD	Yes	Yes	No	USD	10/09/2020	5.00
0883	ASSO		52067	98850	Check	1 1394		MBNA/BUSINESS CARD	Yes	Yes	No	USD	10/09/2020	376.08

## Rockford ISD #0883 Payment Reg by Bank and Check

Co	Bank	Batch	Pmt No	Check No	Pay Type	Grp Code	Rcd	Vendor	Print	Recon	Void	Curr	Pay/Void Date	Amount
0883	ASSO		52073	98851	Check	1 4335		4 POINT 0 SCHOOL SERVICES	Yes	Yes	No	USD	10/16/2020	127,176.48
0883	ASSO		52072	98852	Check	1 2647	remit	CLIFTON LARSON ALLEN LLP	Yes	Yes	No	USD	10/16/2020	17,587.50
0883	ASSO		52080	98853	Check	1 7519		COMMON THREAD CUSTOM APPAREL	Yes	No	No	USD	10/16/2020	210.00
0883	ASSO		52085	98854	Check	1 8071		CREATIVE STAFFING SOLUTIONS	Yes	Yes	No	USD	10/16/2020	360.00
0883	ASSO		52078	98855	Check	1 7196		GERTEN GREENHOUSES & GARDEN C	Yes	Yes	No	USD	10/16/2020	158.50
0883	ASSO		52077	98856	Check	1 6481		GRADY'S ACE HARDWARE	Yes	Yes	No	USD	10/16/2020	976.72
0883	ASSO		52082	98857	Check	1 7681		INTERNATIONAL BACCALAUREATE OR	Yes	Yes	No	USD	10/16/2020	1,800.00
0883	ASSO		52071	98858	Check	1 1102		JW PEPPER	Yes	Yes	No	USD	10/16/2020	65.00
0883	ASSO		52083	98859	Check	1 7697		MARISELA V NELSON INTERPRETING	Yes	Yes	No	USD	10/16/2020	60.00
0883	ASSO		52075	98860	Check	1 6313		MINNESOTA COMMUNITY ED. ASSOC.	Yes	No	No	USD	10/16/2020	45.00
0883	ASSO		52076	98861	Check	1 6356		MITEL NETSOLUTIONS	Yes	Yes	No	USD	10/16/2020	3,362.40
0883	ASSO		52084	98862	Check	1 7777		MN ASSOC OF IB WORLD SCHOOLS	Yes	Yes	No	USD	10/16/2020	910.00
0883	ASSO		52086	98863	Check	1 8072		PEDIATRIC HOME SERVICE	Yes	Yes	No	USD	10/16/2020	1,800.00
0883	ASSO		52079	98864	Check	1 7492	remit	REGENTS OF THE UNIVERSITY OF MN	Yes	Yes	No	USD	10/16/2020	1,500.00
0883	ASSO		52081	98865	Check	1 7545		TEACHERS ON CALL	Yes	Yes	No	USD	10/16/2020	3,058.42
0883	ASSO		52074	98866	Check	1 5149		TOLL COMPANY	Yes	Yes	No	USD	10/16/2020	151.09
0883	ASSO		52104	98867	Check	1 4335		4 POINT 0 SCHOOL SERVICES	Yes	Yes	No	USD	10/19/2020	938.84
0883	ASSO		52119	98868	Check	1 7798		ALBIN ACQUISITION CORP	Yes	Yes	No	USD	10/19/2020	2.00
0883	ASSO		52120	98869	Check	1 7856		ARCADIA SOLAR, LLC	Yes	Yes	No	USD	10/19/2020	271.52
0883	ASSO		52123	98870	Check	1 7993	remit	ATMOSPHERE COMMERCIAL INTERIOR	Yes	Yes	No	USD	10/19/2020	2,331.00
0883	ASSO		52098	98871	Check	1 1693		BEST BUY BUSINESS ADVANTAGE AC	Yes	Yes	No	USD	10/19/2020	555.97
0883	ASSO		52092	98872	Check	1 1059	remit	BLICKART MATERIALS	Yes	Yes	No	USD	10/19/2020	14.30
0883	ASSO		52087	98873	Check	1 1007		CMERDC	Yes	Yes	No	USD	10/19/2020	13.18
0883	ASSO		52113	98874	Check	1 7480		CORPORATE MECHANICAL, INC.	Yes	Yes	No	USD	10/19/2020	32,225.50
0883	ASSO		52099	98875	Check	1 2143	remit	CROW RIVER NEWS	Yes	Yes	No	USD	10/19/2020	48.95
0883	ASSO		52115	98876	Check	1 7570		CST MN - BIN # 170065	Yes	Yes	No	USD	10/19/2020	51,159.35
0883	ASSO		52107	98877	Check	1 5992		ECM PUBLISHERS, INC.	Yes	Yes	No	USD	10/19/2020	379.93
0883	ASSO		52095	98878	Check	1 1113		GRAINGER	Yes	Yes	No	USD	10/19/2020	336.42
0883	ASSO		52122	98879	Check	1 7878		HERITAGE EMBROIDERY & DESIGN	Yes	Yes	No	USD	10/19/2020	15,587.00
0883	ASSO		52091	98880	Check	1 1057		HILLYARD	Yes	Yes	No	USD	10/19/2020	17,339.33
0883	ASSO		52102	98881	Check	1 3679		INNOVATIVE OFFICE SOLUTIONS	Yes	Yes	No	USD	10/19/2020	1,007.07
0883	ASSO		52097	98882	Check	1 1437		KOIVISTO ELECTRICAL	Yes	No	No	USD	10/19/2020	192.16
0883	ASSO		52103	98883	Check	1 4207		LAURSEN STEVEN C	Yes	Yes	No	USD	10/19/2020	505.00
0883	ASSO		52111	98884	Check	1 7284		LVC COMPANIES, INC.	Yes	Yes	No	USD	10/19/2020	221.75
0883	ASSO		52116	98885	Check	1 7697		MARISELA V NELSON INTERPRETING	Yes	Yes	No	USD	10/19/2020	80.00
0883	ASSO		52101	98886	Check	1 2216		MENARDS INC	Yes	Yes	No	USD	10/19/2020	380.16
0883	ASSO		52105	98887	Check	1 5713		MIDWEST IMAGING SOLUTIONS	Yes	Yes	No	USD	10/19/2020	336.00
0883	ASSO		52090	98888	Check	1 1039		MINNESOTA ELEVATOR, INC	Yes	Yes	No	USD	10/19/2020	425.80
0883	ASSO		52110	98889	Check	1 6913		NEE INVESTMENT 9, LLC	Yes	Yes	No	USD	10/19/2020	505.58

## Rockford ISD #0883 Payment Reg by Bank and Check

Co	Bank	Batch	Pmt No	Check No	Pay Type	Grp Code	Rcd	Vendor	Print	Recon	Void	Curr	Pay/Void Date	Amount
0883	ASSO		52109	98890	Check	1	6448	NEW DOMINION SCHOOL	Yes	Yes	No	USD	10/19/2020	1,418.20
0883	ASSO		52125	98891	Check	1	8068	NOBLE CONSERVATION SOLUTIONS, II	Yes	Yes	No	USD	10/19/2020	19,701.98
0883	ASSO		52121	98892	Check	1	7873	ON SITE COMPANIES, INC.	Yes	Yes	No	USD	10/19/2020	2,382.86
0883	ASSO		52108	98893	Check	1	6082	SAM'S LAWN & LANDSCAPE, INC.	Yes	No	No	USD	10/19/2020	199.35
0883	ASSO		52094	98894	Check	1	1091	SCHMITT MUSIC CENTER	Yes	Yes	No	USD	10/19/2020	2,972.30
0883	ASSO		52088	98895	Check	1	1012	SCHOOL SPECIALTY INC	Yes	Yes	No	USD	10/19/2020	44.80
0883	ASSO		52089	98896	Check	1	1012	SCHOOL SPECIALTY INC	Yes	Yes	No	USD	10/19/2020	9.73
0883	ASSO		52124	98897	Check	1	8002	SOUTHERN MINNESOTA INSPECTION (	Yes	Yes	No	USD	10/19/2020	3,600.00
0883	ASSO		52118	98898	Check	1	7780	TEACHER SYNERGY, LLC	Yes	Yes	No	USD	10/19/2020	75.97
0883	ASSO		52114	98899	Check	1	7545	TEACHERS ON CALL	Yes	Yes	No	USD	10/19/2020	2,815.75
0883	ASSO		52117	98900	Check	1	7778	TEAMWORKS INTERNATIONAL, INC	Yes	No	No	USD	10/19/2020	1,093.75
0883	ASSO		52100	98901	Check	1	2208	TECH/CHECK	Yes	Yes	No	USD	10/19/2020	73,741.64
0883	ASSO		52112	98902	Check	1	7295	TOBII DYNAVOX LLC	Yes	Yes	No	USD	10/19/2020	198.00
0883	ASSO		52093	98903	Check	1	1060	TRIARCO ARTS & CRAFTS	Yes	Yes	No	USD	10/19/2020	118.20
0883	ASSO		52106	98904	Check	1	5806	UNIVERSAL ATHLETICS SERVICES, INC	Yes	Yes	No	USD	10/19/2020	70.12
0883	ASSO		52096	98905	Check	1	1416	WRIGHT COUNTY JOURNAL PRESS	Yes	Yes	No	USD	10/19/2020	89.93
0883	ASSO		52135	98906	Check	1	5267	ADRENALINE FUNDRAISING	Yes	No	No	USD	10/23/2020	5,162.50
0883	ASSO		52149	98907	Check	1	8074	BEAN, WILLIAM	Yes	Yes	No	USD	10/23/2020	94.00
0883	ASSO		52155	98908	Check	1	8080	BIASCO, NOAH	Yes	No	No	USD	10/23/2020	121.00
0883	ASSO		52127	98909	Check	1	1055	BIO-RAD LABORATORIES	Yes	No	No	USD	10/23/2020	274.70
0883	ASSO		52142	98910	Check	1	7363	BOHMBACH, JOHN	Yes	No	No	USD	10/23/2020	94.00
0883	ASSO		52133	98911	Check	1	3718	BROWN INDUSTRIES INC	Yes	No	No	USD	10/23/2020	104.99
0883	ASSO		52139	98912	Check	1	6708	BUSHMAN, RAQUEL	Yes	No	No	USD	10/23/2020	120.00
0883	ASSO		52144	98913	Check	1	7640	CACKA, LORI	Yes	No	No	USD	10/23/2020	120.00
0883	ASSO		52148	98914	Check	1	8073	CASEY, MIKE	Yes	No	No	USD	10/23/2020	94.00
0883	ASSO		52129	98915	Check	1	1180	CENTERPOINT ENERGY	Yes	No	No	USD	10/23/2020	623.43
0883	ASSO		52136	98916	Check	1	5507	CITY OF GREENFIELD WATER & SEWE	Yes	Yes	No	USD	10/23/2020	1,400.26
0883	ASSO		52147	98917	Check	1	8071	CREATIVE STAFFING SOLUTIONS	Yes	Yes	No	USD	10/23/2020	2,160.00
0883	ASSO		52152	98918	Check	1	8077	ETHEN, THOMAS	Yes	Yes	No	USD	10/23/2020	84.00
0883	ASSO		52140	98919	Check	1	7047	HINGST, LEE	Yes	Yes	No	USD	10/23/2020	120.00
0883	ASSO		52134	98920	Check	1	4613	KENNEDY AND GRAVEN	Yes	No	No	USD	10/23/2020	2,173.50
0883	ASSO		52151	98921	Check	1	8076	KOVACH, JAMES	Yes	Yes	No	USD	10/23/2020	94.00
0883	ASSO		52130	98922	Check	1	1511	KRATOSKA, BILL	Yes	No	No	USD	10/23/2020	134.00
0883	ASSO		52153	98923	Check	1	8078	LONNEE, MITCHELL	Yes	Yes	No	USD	10/23/2020	84.00
0883	ASSO		52146	98924	Check	1	7779	M & D SPORTS SERVICES	Yes	No	No	USD	10/23/2020	196.00
0883	ASSO		52145	98925	Check	1	7697	MARISELA V NELSON INTERPRETING	Yes	Yes	No	USD	10/23/2020	65.00
0883	ASSO		52141	98926	Check	1	7298	MOR GOLF AND UTILITY, INC.	Yes	Yes	No	USD	10/23/2020	7,300.00
0883	ASSO		52150	98927	Check	1	8075	NORGAARD, DANIEL	Yes	No	No	USD	10/23/2020	94.00
0883	ASSO		52126	98928	Check	1	1006	NORTHWEST SUBURBAN INTEGRATIO	Yes	No	No	USD	10/23/2020	3,982.25

## Rockford ISD #0883 Payment Reg by Bank and Check

Co	Bank	Batch	Pmt No	Check No	Pay Type	Grp Code	Rcd	Vendor	Print	Recon	Void	Curr	Pay/Void Date	Amount
0883	ASSO		52157	98929	Check	1	8082	OLSON, COURTNEY	Yes	Yes	No	USD	10/23/2020	240.00
0883	ASSO		52138	98930	Check	1	5941	POLITZ, JORDAN	Yes	No	No	USD	10/23/2020	134.00
0883	ASSO		52137	98931	Check	1	5796	REGENTS OF THE UNIVERSITY OF MIN	Yes	Yes	No	USD	10/23/2020	3,000.00
0883	ASSO		52132	98932	Check	1	2537	REGION V	Yes	Yes	No	USD	10/23/2020	6,240.75
0883	ASSO		52128	98933	Check	1	1091	SCHMITT MUSIC CENTER	Yes	Yes	No	USD	10/23/2020	475.00
0883	ASSO		52131	98934	Check	1	2301	STADTLANDER, DARWIN	Yes	No	No	USD	10/23/2020	120.00
0883	ASSO		52143	98935	Check	1	7545	TEACHERS ON CALL	Yes	Yes	No	USD	10/23/2020	3,710.80
0883	ASSO		52156	98936	Check	1	8081	TURNBULL, BLAINE	Yes	No	No	USD	10/23/2020	134.00
0883	ASSO		52154	98937	Check	1	8079	ZASTROW, JOHN	Yes	No	No	USD	10/23/2020	84.00
0883	ASSO		52178	98938	Check	1	2009	EDUCATION FOUNDATION - EMR	Yes	No	No	USD	10/26/2020	9,276.50
0883	ASSO		52176	98939	Check	1	1644	ISD #883 EDUCATION FOUNDATION	Yes	No	No	USD	10/26/2020	459.70
0883	ASSO		52179	98940	Check	1	5459	LEGAL SHIELD	Yes	No	No	USD	10/26/2020	220.30
0883	ASSO		52177	98941	Check	1	1969	SCHOOL SERVICE EMPLOYEES	Yes	No	No	USD	10/26/2020	1,639.10
0883	ASSO		52180	98942	Check	1	1192	VERIZON WIRELESS	Yes	No	No	USD	10/27/2020	8,731.82
0883	ASSO		52191	98943	Check	1	4335	4 POINT 0 SCHOOL SERVICES	Yes	No	No	USD	10/30/2020	78,635.28
0883	ASSO		52186	98944	Check	1	1247	ALLINA HOSPITALS AND CLINICS	Yes	No	No	USD	10/30/2020	325.00
0883	ASSO		52199	98945	Check	1	8059	BARTCZAK, ANDREW	Yes	No	No	USD	10/30/2020	80.00
0883	ASSO		52190	98946	Check	1	3978	CBIZ FINANCIAL SOLUTIONS INC	Yes	No	No	USD	10/30/2020	6.85
0883	ASSO		52185	98947	Check	1	1181	CITY OF ROCKFORD	Yes	No	No	USD	10/30/2020	1,139.66
0883	ASSO		52193	98948	Check	1	6727	DAIKIN APPLIED	Yes	No	No	USD	10/30/2020	2,622.00
0883	ASSO		52189	98949	Check	1	3712	DON JOHNSTON INC	Yes	No	No	USD	10/30/2020	323.35
0883	ASSO		52192	98950	Check	1	5165	ICS CONSULTING, INC	Yes	No	No	USD	10/30/2020	795.00
0883	ASSO		52200	98951	Check	1	8067	LEAF, RONALD	Yes	No	No	USD	10/30/2020	80.00
0883	ASSO		52197	98952	Check	1	7697	MARISELA V NELSON INTERPRETING	Yes	No	No	USD	10/30/2020	90.00
0883	ASSO		52184	98953	Check	1	1044	MAWSECO #938	Yes	No	No	USD	10/30/2020	232.13
0883	ASSO		52195	98954	Check	1	7034	MIDWEST VOLLEYBALL WAREHOUSE	Yes	No	No	USD	10/30/2020	171.79
0883	ASSO		52183	98955	Check	1	1039	MINNESOTA ELEVATOR, INC	Yes	No	No	USD	10/30/2020	268.88
0883	ASSO		52188	98956	Check	1	3403	RANDY'S SANITATION INC	Yes	No	No	USD	10/30/2020	1,707.40
0883	ASSO		52194	98957	Check	1	6852	REGION 2AA	Yes	No	No	USD	10/30/2020	510.00
0883	ASSO		52181	98958	Check	1	1012	SCHOOL SPECIALTY INC	Yes	No	No	USD	10/30/2020	545.67
0883	ASSO		52182	98959	Check	1	1037	STAR TRIBUNE	Yes	No	No	USD	10/30/2020	538.92
0883	ASSO		52196	98960	Check	1	7545	TEACHERS ON CALL	Yes	No	No	USD	10/30/2020	1,974.71
0883	ASSO		52187	98961	Check	1	2208	TECH/CHECK	Yes	No	No	USD	10/30/2020	83,578.26
0883	ASSO		52198	98962	Check	1	7752	UNIVERSITY OF MINNESOTA	Yes	No	No	USD	10/30/2020	850.00
0883	ASSO		52201	98963	Check	1	8084	VOZYNUK, ALEKSANDER	Yes	No	No	USD	10/30/2020	80.00
Bank Total:														
0883	WEST		52169		Wire	1	6431	HR SIMPLIFIED	No	Yes	No	USD	10/15/2020	6,240.91
0883	WEST		52170		Wire	1	6431	HR SIMPLIFIED	No	Yes	No	USD	10/01/2020	6,260.91
													\$1,261,191.81	

# Rockford ISD #0883

## Payment Reg by Bank and Check

Co	Bank	Batch	Pmt No	Check No	Pay Type	Grp Code	Rcd	Vendor	Print	Recon	Void	Curr	Pay/Void Date	Amount
0883	WEST		52172		Wire	1 4278		DELTA DENTAL OF MINNESOTA	No	Yes	No	USD	10/01/2020	9,467.03
0883	WEST		52173		Wire	1 1977		BLUE CROSS BLUE SHIELD of MN	No	Yes	No	USD	10/01/2020	108,663.65
0883	WEST		52243		Wire	1 1968		BANKWEST ROCKFORD	No	Yes	No	USD	10/31/2020	5,416.55
													Bank Total:	\$136,049.05
													Report Total:	\$1,397,240.86

Rockford Area Schools	Treasurer's Report		BANKWEST	BANKWEST	BANKWEST	Mn Trust	MN Trust	Investments (CD)	Total
October 2020	CHECK#	DESCRIPTION	DISBURSE	RECEIPT	BALANCE	Activity	OPEB	General Fund	
					\$ 11,782.51	\$3,700,730.07	\$ 1,145,611.51	\$ 7,156,067.17	\$12,014,191.26
	10/01/2020	ACH Payroll 202107			\$ 11,782.51	\$ (305,476.04)			
	10/01/2020	ACH Delta Dental	\$ 9,467.03		\$ 2,315.48				
	10/01/2020	ACH MN Child Sup 202107			\$ 2,315.48	\$ (314.00)			
	10/01/2020	ACH HR Simp 202107	\$ 6,260.91		\$ (3,945.43)				
	10/2/2020	98791-98812 AP			\$ (3,945.43)	\$ (89,764.22)			
	10/02/2020	Deposit Misc Deposit 10/2		\$ 2,065.50	\$ (1,879.93)				
	10/02/2020	Deposit Misc Deposit 10/2		\$ 73,438.10	\$ 71,558.17				
	10/02/2020	ACH MN Tax 202107			\$ 71,558.17	\$ (17,192.27)			
	10/02/2020	ACH Fed Tax 202107			\$ 71,558.17	\$ (102,584.66)			
	10/02/2020	ACH MN Child Sup 202108			\$ 71,558.17	\$ (314.00)			
	10/05/2020	98813 AP			\$ 71,558.17	\$ (103.03)			
	10/7/2020	98814-98815 AP			\$ 71,558.17	\$ (427.40)			
	10/8/2020	Deposit Misc Deposit 10/8		\$ 274.30	\$ 71,832.47				
	10/8/2020	Deposit Misc Deposit 10/8		\$ 413.00	\$ 72,245.47				
	10/9/2020	98816-98847 AP			\$ 72,245.47	\$ (87,299.78)			
	10/9/2020	98848-98850 AP			\$ 72,245.47	\$ (5,180.80)			
	10/14/2020	ACH PERA 202107			\$ 72,245.47	\$ (16,941.67)			
	10/14/2020	ACH TRA 202107			\$ 72,245.47	\$ (53,496.15)			
	10/15/2020	Deposit Misc Deposit 10/15		\$ 15,680.00	\$ 87,925.47				
	10/15/2020	Deposit Misc Deposit 10/15		\$ 2,523.00	\$ 90,448.47				
	10/15/2020	Deposit Misc Deposit 10/15		\$ 27,392.54	\$117,841.01				
	10/15/2020	ACH HR Simp 202108	\$ 6,240.91		\$111,600.10				
	10/15/2020	ACH Payroll 202108			\$111,600.10	\$ (318,422.27)			
	10/16/2020	98851-98866 AP			\$111,600.10	\$ (159,221.11)			
	10/16/2020	ACH MN Tax 202108			\$111,600.10	\$ (18,136.60)			
	10/16/2020	ACH Fed Tax 202108			\$111,600.10	\$ (107,094.35)			
	10/19/2020	98867-98905 AP			\$111,600.10	\$ (233,389.39)			
	10/20/2020	ACH BCBS Nov	\$132,715.95		\$ (21,115.85)				
	10/21/2020	VOID Ck# 98653			\$ (21,115.85)	\$ 105.00			
	10/22/2020	Deposit Misc Deposit 10/22		\$ 1,903.39	\$ (19,212.46)				
	10/22/2020	Deposit Misc Deposit 10/22		\$ 20.00	\$ (19,192.46)				
	10/22/2020	Deposit Misc Deposit 10/22		\$ 46.57	\$ (19,145.89)				
	10/23/2020	98906-98937 AP			\$ (19,145.89)	\$ (38,834.18)			
	10/23/2020	ACH MetLife Sep 20			\$ (19,145.89)	\$ (4,162.20)			
	10/23/2020	ACH Term			\$ (19,145.89)	\$ (600,000.00)			
	10/26/2020	ACH Aflac Nov20			\$ (19,145.89)	\$ (935.18)			
	10/26/2020	ACH MSRS Oct20			\$ (19,145.89)	\$ (16,264.44)			
	10/26/2020	98938-98941 Payroll Deductions			\$ (19,145.89)	\$ (11,595.60)			
	10/27/2020	98942 AP			\$ (19,145.89)	\$ (8,731.82)			

10/28/2020	ACH	PERA 202108			\$ (19,145.89)	\$ (19,035.40)				
10/28/2020	ACH	TRA 202108			\$ (19,145.89)	\$ (53,583.70)				
10/28/2020	ACH	TSA Oct20			\$ (19,145.89)	\$ (36,829.63)				
10/29/2020	Deposit	Misc Deposit 10/29	\$	388.60	\$ (18,757.29)					
10/30/2020	98943-98963	AP			\$ (18,757.29)	\$ (174,554.90)				
10/30/2020	ACH	Payroll202109			\$ (18,757.29)	\$ (314,642.42)				
10/31/2020		Month End Entries	\$	5,416.55	\$ (24,173.84)	\$ (5,378.48)	\$ (20.83)	\$ 600,327.79		
10/31/2020		Interest			\$ (24,173.84)	\$ 292.41	\$ 26,856.52			
10/31/2020		Deposit Receipts	\$	64,158.27	\$ 39,984.43	\$ 2,593,385.54				
<b>10/31/2020</b>		<b>Ending Balance</b>	\$	<b>160,101.35</b>	\$ <b>188,303.27</b>	\$ <b>39,984.43</b>	\$ <b>3,494,607.33</b>	\$ <b>1,172,447.20</b>	\$ <b>7,756,394.96</b>	\$ <b>12,463,433.92</b>



**ROCKFORD AREA SCHOOLS  
INDEPENDENT SCHOOL DISTRICT 883  
BOARD OF EDUCATION**

**Subject: OPEN ENROLLMENTS**

Meeting Date: November 16, 2020

Prepared by: Superintendent's Office

Date Prepared: November 9, 2020

Information       Briefing       Action       Enclosure Item(s)

**Resident Students Attending Other Schools**

	<b>Grade</b>	<b>Non-Resident District</b>	<b>Number</b>	<b>Date Effective</b>	<b>NR/OE</b>
1	7	Buffalo	877	9-8-2020	OE
2	9	Buffalo	877	9-8-2020	OE
3	3	Big Lake	727	10-16-2020	OE
4	K	Kindergarten	877	10-6-2020	OE
5	4	Fergus Falls	544	9/8/2020	OE
5	5	Fergus Falls	544	9/8/2020	OE
6	7	Buffalo	877	9/8/2020	OE
7	11	Buffalo	877	9/8/2020	OE
8	6	Buffalo	877	9/8/2020	OE
9	9	Buffalo	877	9/8/2020	OE
9	9	Buffalo	877	9/8/2020	OE
10	10	Buffalo	877	9/8/2020	OE

**Non-Resident Students Attending Rockford**

	<b>Grade</b>	<b>Non-Resident District</b>	<b>Number</b>	<b>Date Effective</b>	<b>NR/OE</b>
1	9	Buffalo	877	11/6/2020	OE
2	1	Osseo	279	11/5/2020	OE
3	11	Buffalo	877	9/28/2020	OE
4	K	STMA	885	9/8/2020	OE
5	4	STMA	885	9/8/2020	OE
6	7	Watertown	111	11/2/2020	OE
7	7	Watertown	111	11/2/2020	OE
8					
9					
10					
11					

Note : Non-resident agreements will not be signed for families requesting a release from our school district. The students listed above are covered under MN Statute 124D.03, thus meeting the legal requirements for open enrollment.



**ROCKFORD AREA SCHOOLS  
INDEPENDENT SCHOOL DISTRICT 883  
BOARD OF EDUCATION**

**Subject: CONSENT—284 Support Staff Seniority List**

Meeting Date: November 16, 2020

Prepared by: Superintendent's Office

Date Prepared: November 13, 2020

Information       Briefing       Action       Enclosure Item(s)

---

Representatives of SEIU 284 and members have reviewed the 284 seniority list. We recommend approval.

**INDEPENDENT SCHOOL DISTRICT NO. 883  
ROCKFORD AREA SCHOOLS  
LOCAL 284 EMPLOYEE SENIORITY LIST**

To Post:  
Board to Adopt

**DRAFT : 10/05/2020**

*Category I Media Assistants*

Anderson, Connie	9/2/1998	Assistant	Media
Roskowiak, Shea	9/26/2011	Assistant	Media
Lehmberg Diane	9/3/2019	Assistant	Media

**Probationary**

*Category II Special Education/Title I Assistants*

Lanars, Merry	1/17/1995	Assistant	sped para
Seiler, Stephanie	9/1/1995	Assistant	sped para
Koosman, Janel	8/27/1996	Assistant	sped para
Peterson, Judith	9/27/1999	Assistant	sped para
<b>Russell, Sue</b>	<b>2/6/2004 on leave 20-21</b>	<b>Assistant</b>	<b>sped para</b>
Wondra, Diana	9/4/2007	Assistant	sped para
Smock, Rita	1/5/2009	Assistant	sped para
Sieg, Katherine	8/29/2012	Assistant	sped para
Miller, Terri	7/9/2013	Assistant	Title I
Pflipsen, Sarah	9/3/2013	Assistant	sped para
Sumner, Jennifer	1/2/2014	Assistant	sped para
Eberspacher, LouAnn	9/16/2014	Assistant	sped para
Lanigan, Laura	3/23/2015	Assistant	sped para
Coons, Shari	9/1/2016	Assistant	sped para
Jacobson, Amy	9/13/2016	Assistant	sped para
Curtis Tonya	8/29/2017	Assistant	sped para
Lee, Pang	11/27/2017	Assistant	sped para
Nixon, Joyce	2/12/2018	Assistant	sped para
Leuer, Kellie	8/22/2018	Assistant	sped para
Stefanich, Loryssa	8/22/2018	Assistant	sped para
Bonk, Tatyanna	8/27/2018	Assistant	sped para
Lockwood Valerie	9/16/2019	Assistant	sped para
Bombard Karen	10/4/2019	Assistant	sped para
Thomas, Gale	9/13/2005-10/01/2019	Assistant	sped para

**Probationary**

Andersn Hume Amanda	3/2/2020	Assistant	sped para
Wimot, Kari	2/24/2020	Assistant	sped para
Roh, Jacob	9/16/2020	Assistant	sped para
Barnes, Garrett	10/5/2020	Assistant	sped para

**Category III Early Childhood-School Readiness Assistants**

Felknor Shadow	10/1/2013	Assistant-EC-SR
DeWolfe, Melanie	8/27/2014	Assistant-EC-SR
Bills, Rebecca	3/17/2015	Assistant-EC-SR
Feyen, Lisa	9/3/2015	Assistant-EC-SR
Waschek, Julie	10/9/2017	Assistant-EC-SR

**Probationary**

**Category IV School Age Childcare Assistants**

Stetter, Judy	1/13/2003	Assistant-SACC
Schroeder, Nayeli	10/1/2013	Assistant-SACC
Swanson Sydney	8/28/2017	Assistant-SACC
Freeman, Lynn	12/4/2017	Assistant-SACC
Schroeder, Kaitlyn	9/1/2019	Assistant-SACC

**Category V Custodians**

Kasheimer, Pat	11/3/1986	Custodian
Larson, DeWayne	8/29/1988	Custodian
Larson, Scott	8/29/1988	Custodian
Barnes Brenda	11/3/2014	Custodian
Solomonson, Chad	4/13/2015	Custodian
Gunnerson, James	4/5/2016	Custodian
Schroeder, Trevor	8/22/2016	Custodian
Jorgensen, John	10/15/2018	Custodian
Larson Kris	2/14/2019	Custodian

**Probationary**

Johnson, James	10/5/2020	Custodian
----------------	-----------	-----------

**Category VI Secretaries**

Hedelson, Dawn	9/8/1998	Secretary
Larson, Christa	5/27/2003	Secretary
Swanson, Angelica	9/17/2007/3-2-15	Secretary
O'Hern, Michelle	3/3/2015	Secretary
Robertson, Stacey	7/13/2016	Secretary
Larson, Stacey	9/21/2015 rehire 7/1/2017	Secretary

**Probationary**

Palmer Monica	8/5/2020	Secretary
Dahlke Bobbie	8/27/2020	Secretary
HS Principal Secretary	9/8/2020	Secretary



**ROCKFORD AREA SCHOOLS  
INDEPENDENT SCHOOL DISTRICT 883  
BOARD OF EDUCATION**

**ITEM:**

**Subject: Business Manager Report**

Meeting Date: November 16, 2020

Prepared by: Sher Tischner

Date Prepared: November 12, 2020

Information       Briefing       Action       Enclosure Item(s)

- 
- Enrollment update
  - Budget to date through 10/31/2019

11/12/2020

Rockford Area Schools

		FINAL	Preliminary Final	Accumulated	
	PU Weight	2018-19	2019-20	9/7 - 11/12/2020	11/12 - 11/12/2020
		2020-21	2020-21	2020-21	2020-21
EC	1	17.00	16.09	16.44	16.00
HK	1	22.14	13.47	16.80	17.00
K	1	93.99	112.32	90.97	92.00
1	1	124.64	114.12	110.40	110.00
2	1	118.57	124.28	110.87	111.00
3	1	108.28	117.09	119.62	119.00
4	1	133.32	110.09	115.29	115.00
<b>Total ES</b>		<b>617.94</b>	<b>607.46</b>	<b>580.39</b>	<b>580.00</b>
5	1	132.61	133.89	97.55	96.00
6	1	128.00	136.68	136.66	136.00
7	1.2	142.40	126.06	127.19	126.00
8	1.2	122.20	139.37	117.66	117.00
<b>Total MS</b>		<b>525.21</b>	<b>536.00</b>	<b>479.06</b>	<b>475.00</b>
9		130.98	124.37	129.87	131.00
10		134.94	127.63	119.98	117.00
11		126.18	123.63	124.90	124.00
11 PSEO		0.44	0.45	(11.00)	(11.00)
12		101.52	128.33	125.02	123.00
12 PSEO		0.24	0.92	(5.50)	(5.50)
<b>Total HS</b>		<b>494.30</b>	<b>505.33</b>	<b>483.27</b>	<b>478.50</b>
		<b>1,637.45</b>	<b>1,648.79</b>	<b>1,542.72</b>	<b>1,533.50</b>
Tuition				10.00	10.00
<b>Total Funded:</b>		<b>1,637.45</b>	<b>1,648.79</b>	<b>1,552.72</b>	<b>1,543.50</b>
		(50.45)	11.34	(96.07)	(105.29)

Original 2020-21 budget based off 1,627 APU

74.28

End of 2019-20 school year 1,648.79

96.07

**ROCKFORD AREA SCHOOLS**  
**Expenditure/Revenue Summary**  
**Period Ending October 2020**

Fiscal Year      33%  
School Year      17%

		<b>Original Budget</b>	<b>Oct-20</b>	<b>Oct-20</b>	<b>Oct-19</b>
		<b>2020-21</b>	<b>YTD</b>	<b>% YTD</b>	<b>% YTD</b>
<b>EXPENDITURES</b>					
Fund 01	General	20,813,722	4,563,058	22%	22%
Fund 02	Food Service	740,826	44,608	6%	27%
Fund 04	Community Service	1,352,928	242,661	18%	25%
Fund 07	Debt Redemption	4,493,088	589,719	13%	15%
Fund 21	Activity Fund	146,300	16,241	11%	16%
Fund 45	OPEB	40,822	83	0%	0%
<b>TOTAL EXPENDITURES</b>		<b>27,587,686</b>	<b>5,456,371</b>	<b>20%</b>	<b>21%</b>
<b>REVENUES</b>					
Fund 01	General	21,137,513	5,093,285	24%	20%
Fund 02	Food Service	788,510	32,596	4%	18%
Fund 04	Community Service	1,406,262	340,885	24%	27%
Fund 07	Debt Redemption	4,531,930	1,366,593	30%	25%
Fund 21	Activity Fund	146,300	18,452	13%	23%
Fund 45	OPEB	30,200	37	0%	57%
<b>TOTAL REVENUES</b>		<b>28,040,715</b>	<b>6,851,849</b>	<b>24%</b>	<b>21%</b>



**ROCKFORD AREA SCHOOLS  
INDEPENDENT SCHOOL DISTRICT 883  
BOARD OF EDUCATION**

**ITEM:**

**Subject: Approval of CliftonLarsonAllen Audit Report**

Meeting Date: November 16, 2020

Prepared by: Sher Tischner

Date Prepared: November 12, 2020

Information       Briefing       Action       Enclosure Item(s)

---

CliftonLarsonAllen will present the Audit Report for fiscal year 2019-20. This needs board approval by November 30, 2020. We recommend approval.

**Rockford Area Schools  
Independent School District No. 883  
June 30, 2020**



**WEALTH ADVISORY | OUTSOURCING | AUDIT, TAX, AND CONSULTING**

Investment advisory services are offered through CliftonLarsonAllen Wealth Advisors, LLC, an SEC-registered investment advisor



Independent School District No. 883  
Fund Trends

**General Fund**

For the Year Ended June 30,	2020	2019	2018	2017	2016
Total Revenues	\$ 20,748,804	\$ 19,013,969	\$ 18,561,992	\$ 18,436,934	\$ 17,929,811
Total Expenditures	20,192,006	18,762,441	17,591,333	17,093,171	17,432,445
Other Financing Sources (uses)	4,259	35,565	1,424,008	16,177	1,200
Net Change in Fund Balance	561,057	287,093	2,394,667	1,359,940	498,566
Fund Balance - Beginning	5,317,161	5,030,068	2,635,401	1,275,461	776,895
Unassigned Fund Balance	3,467,800	3,044,446	2,887,611	2,197,277	1,077,133
Nonspendable Fund Balance	-	216	-	-	-
Restricted Fund Balance	1,829,694	1,751,516	1,792,848	240,165	98,613
Assigned Fund Balance	580,724	520,983	349,609	197,959	99,715
Ending Fund Balance - June 30	\$ 5,878,218	\$ 5,317,161	\$ 5,030,068	\$ 2,635,401	\$ 1,275,461



### Food Service Fund

For the Year Ended June 30,	2020	2019	2018	2017	2016
Total Revenues	\$ 734,588	\$ 765,120	\$ 843,643	\$ 820,829	\$ 785,749
Total Expenditures	663,163	760,506	777,220	810,677	783,482
Net Change in Fund Balance	71,425	4,614	66,423	10,152	2,267
Fund Balance - Beginning	101,819	97,205	30,782	20,630	18,363
Restricted Fund Balance - June 30	\$ 173,244	\$ 101,819	\$ 97,205	\$ 30,782	\$ 20,630

### Community Service Fund

For the Year Ended June 30,	2020	2019	2018	2017	2016
Total Revenues	\$ 1,199,730	\$ 1,310,935	\$ 1,211,181	\$ 1,212,269	\$ 1,249,703
Total Expenditures	1,234,042	1,311,232	1,297,509	1,204,145	1,187,285
Other Financing Sources	9,057	-	-	-	-
Net Change in Fund Balance	(25,255)	(297)	(86,328)	8,124	62,418
Fund Balance - Beginning	128,254	128,551	214,879	206,755	144,337
Restricted Fund Balance - June 30	\$ 102,999	\$ 128,254	\$ 128,551	\$ 214,879	\$ 206,755



### Debt Service Fund

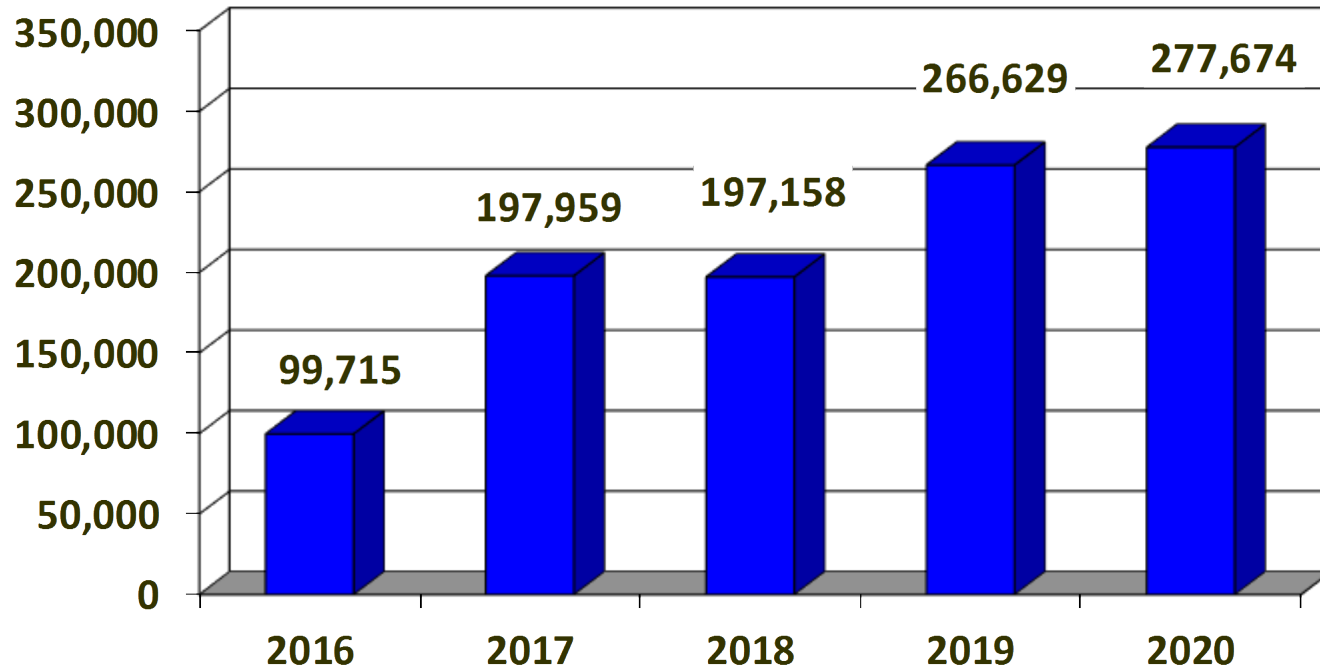
For the Year Ended June 30,	2020	2019	2018	2017	2016
Total Revenues	\$ 4,466,318	\$ 4,601,128	\$ 4,440,187	\$ 4,193,669	\$ 4,440,490
Total Expenditures	4,555,314	4,514,463	4,455,838	4,220,976	4,611,492
Other Financing Sources	-	12,257	-	-	110,864
Net Change in Fund Balance	(88,996)	98,922	(15,651)	(27,307)	(60,138)
Fund Balance - Beginning	939,581	840,659	856,310	883,617	943,755
<b>Restricted Fund Balance - June 30</b>	<b>\$ 850,585</b>	<b>\$ 939,581</b>	<b>\$ 840,659</b>	<b>\$ 856,310</b>	<b>\$ 883,617</b>

### Building Construction

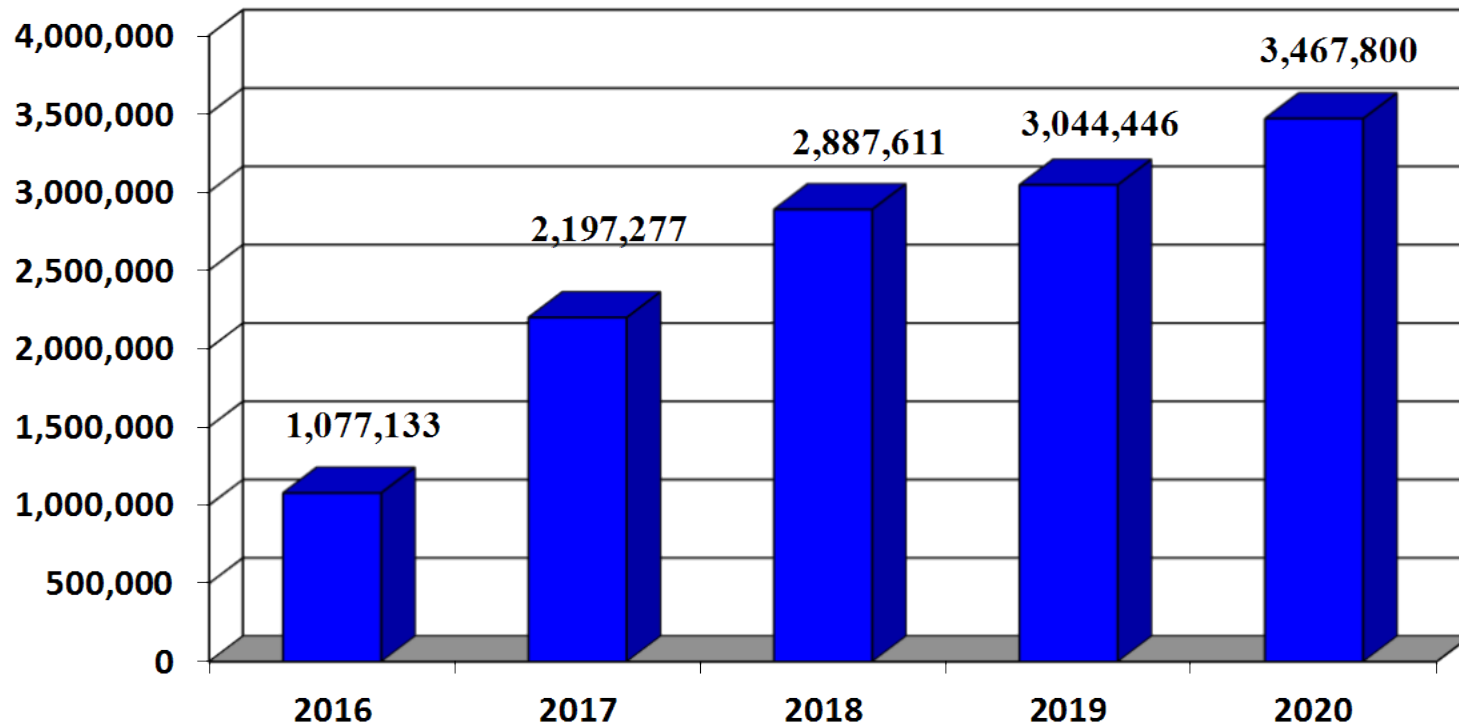
For the Year Ended June 30,	2020	2019	2018	2017	2016
Total Revenues	\$ -	\$ -	\$ 11,333	\$ 1,332	\$ 114,311
Total Expenditures	-	-	-	349,990	603,718
Other Financing Sources	-	(12,257)	-	-	-
Net Change in Fund Balance	-	(12,257)	11,333	(348,658)	(489,407)
Fund Balance - Beginning	-	12,257	924	349,582	838,989
<b>Restricted Fund Balance - June 30</b>	<b>\$ -</b>	<b>\$ -</b>	<b>\$ 12,257</b>	<b>\$ 924</b>	<b>\$ 349,582</b>



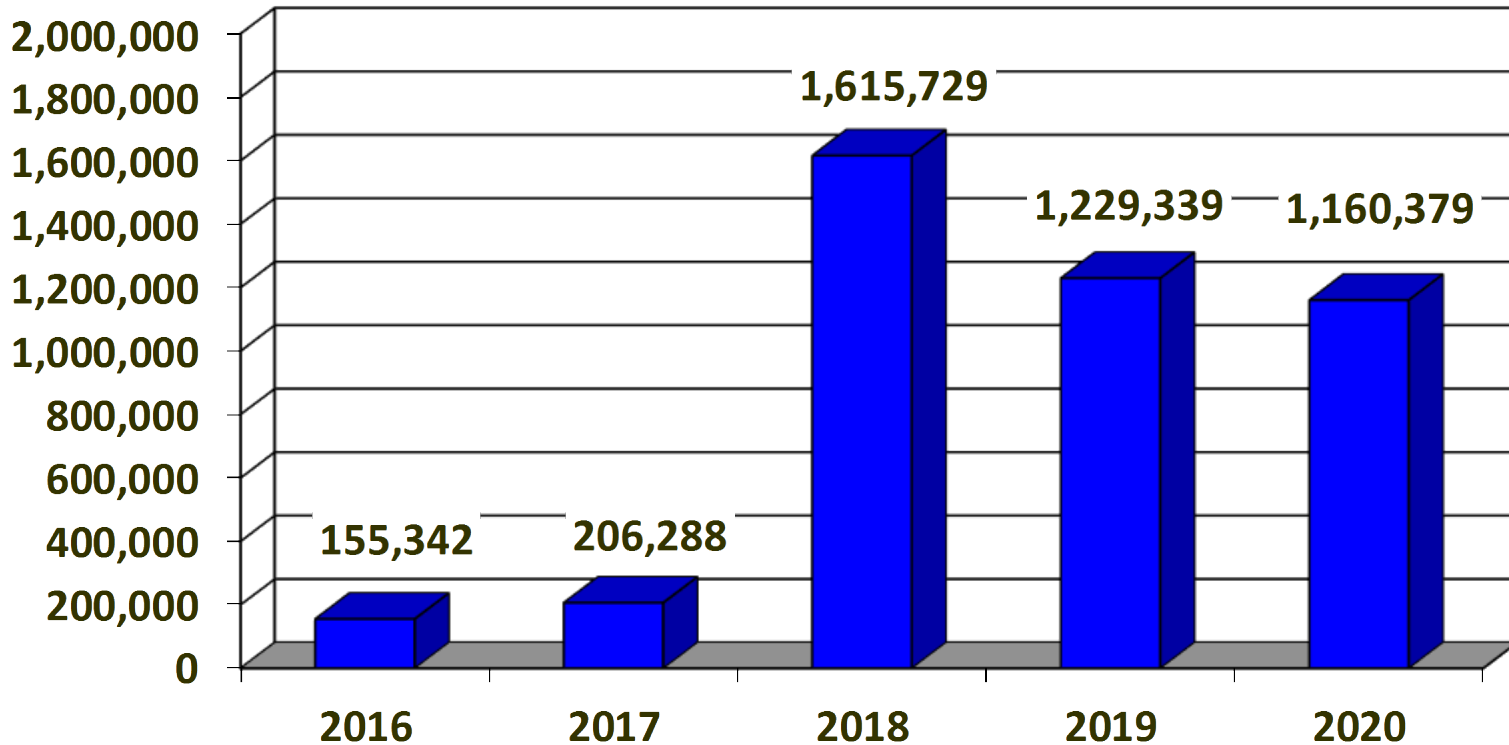
**ISD NO. 883 ROCKFORD**  
**General Fund**  
**Assigned Balance – Q Comp**



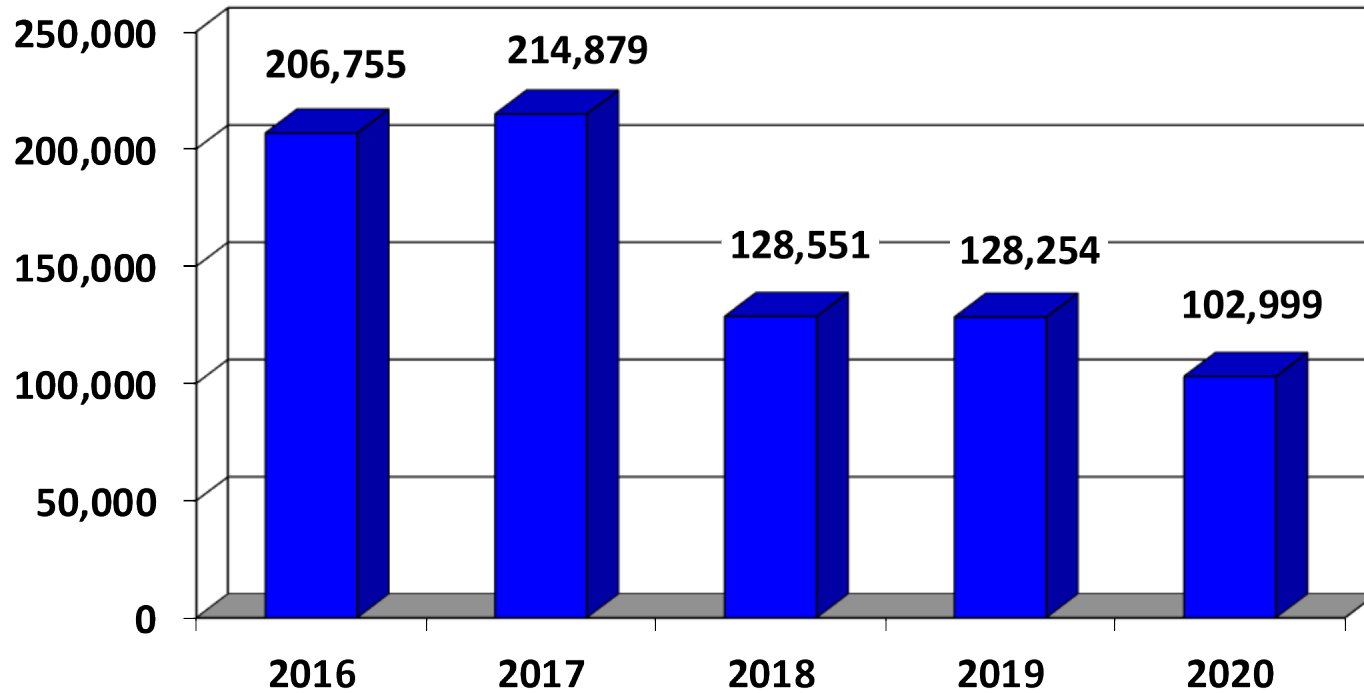
**ISD NO. 883 ROCKFORD**  
**General Fund**  
**Unassigned Balance**



**ISD NO. 883 ROCKFORD**  
**General Fund**  
**Operating Capital Fund Balance**



## ISD NO. 883 ROCKFORD Community Service Fund Balance

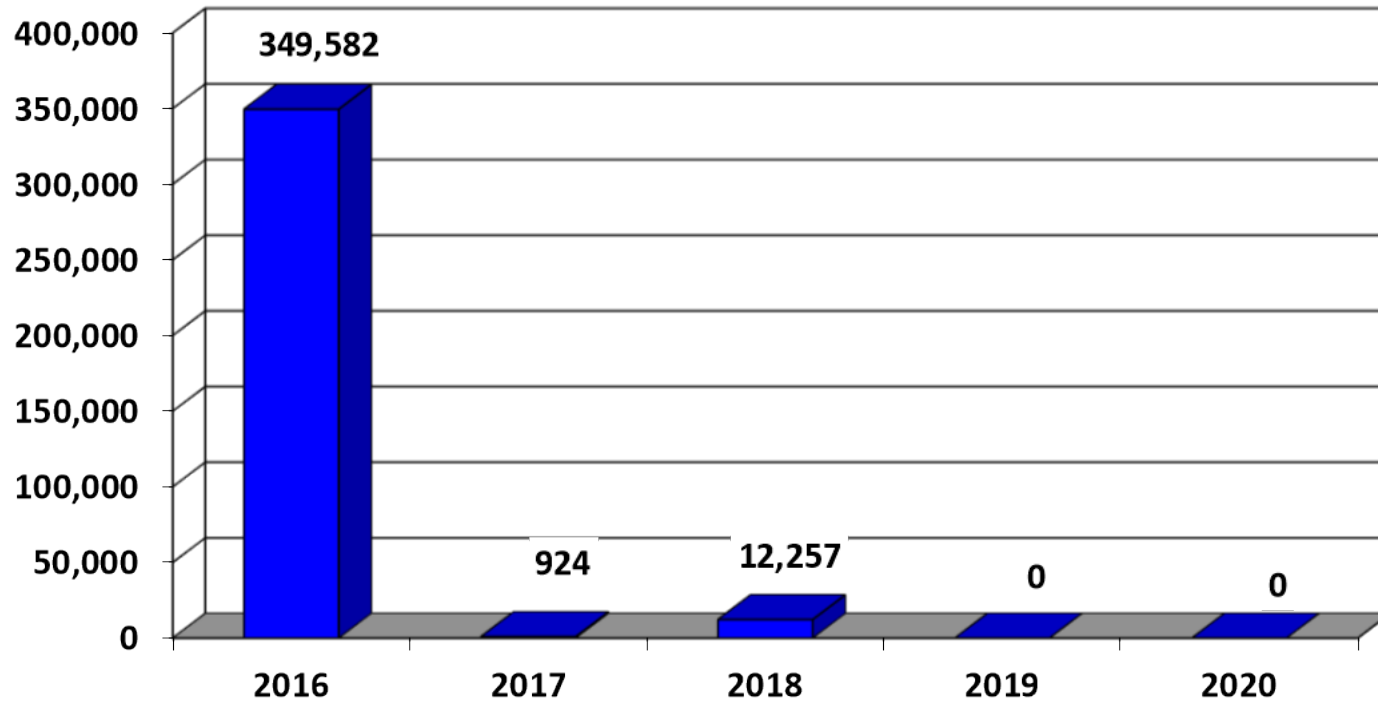


**ISD NO. 883 ROCKFORD**  
**Summary of Revenues, Expenditures, and Changes in Fund Balances**  
**Community Service Fund**  
**Year Ended June 30, 2020**

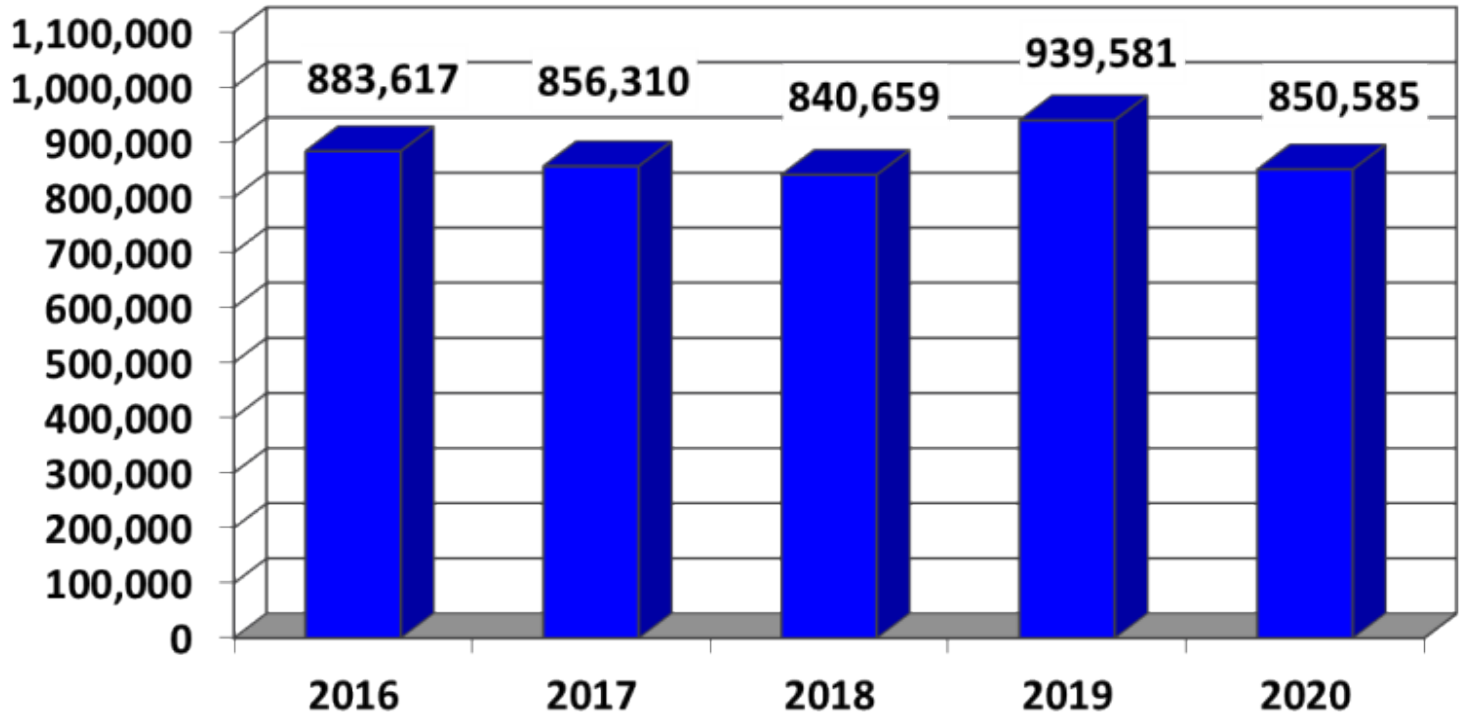
	<u>Community Education</u>	<u>Early Childhood &amp; Family Education</u>	<u>School Readiness</u>	<u>Adult Basic Education</u>	<u>Other Restricted</u>
Revenues & OFS	\$ 622,287	\$ 106,257	\$ 279,161	\$ 7,570	\$ 184,451
Expenditures	<u>(690,963)</u>	<u>(70,120)</u>	<u>(311,638)</u>	<u>(7,570)</u>	<u>(144,690)</u>
Excess (Deficit) Revenues Over Expenditures	(68,676)	36,137	(32,477)	-	39,761
Fund Balance June 30, 2019	<u>(76,565)</u>	<u>32,096</u>	<u>25,223</u>	<u>-</u>	<u>147,500</u>
Fund Balance June 30, 2020	<u>\$ (145,241)</u>	<u>\$ 68,233</u>	<u>\$ (7,254)</u>	<u>\$ -</u>	<u>\$ 187,261</u>



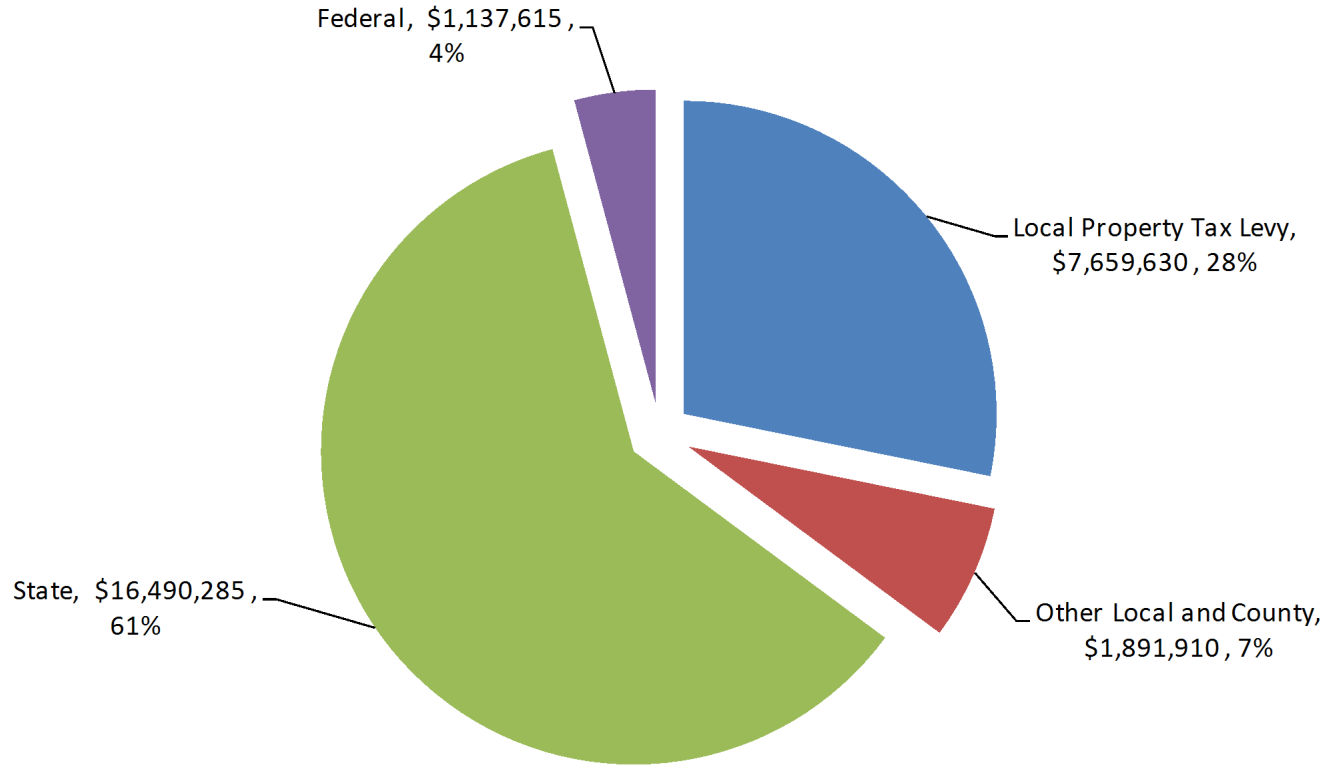
## ISD NO. 883 ROCKFORD Building Construction Fund Balance



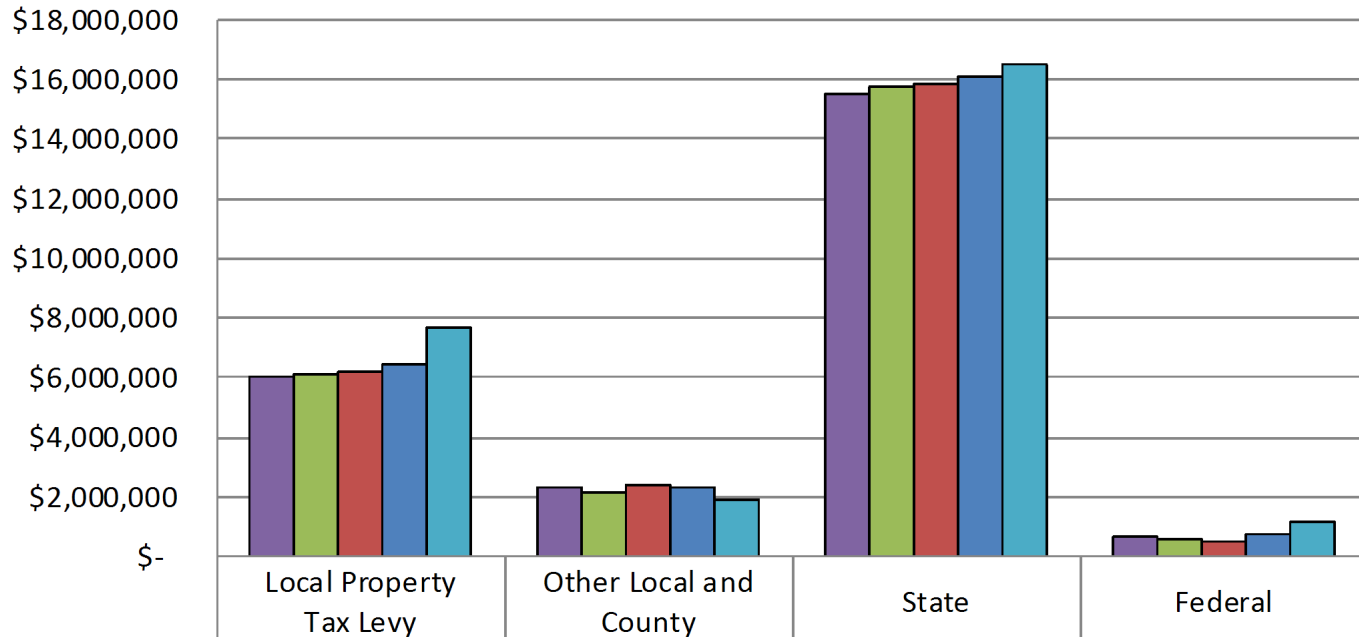
## ISD NO. 883 ROCKFORD Debt Service Fund Balance



### Sources of Revenues for Independent School District No. 883 For the Year Ended June 30, 2020



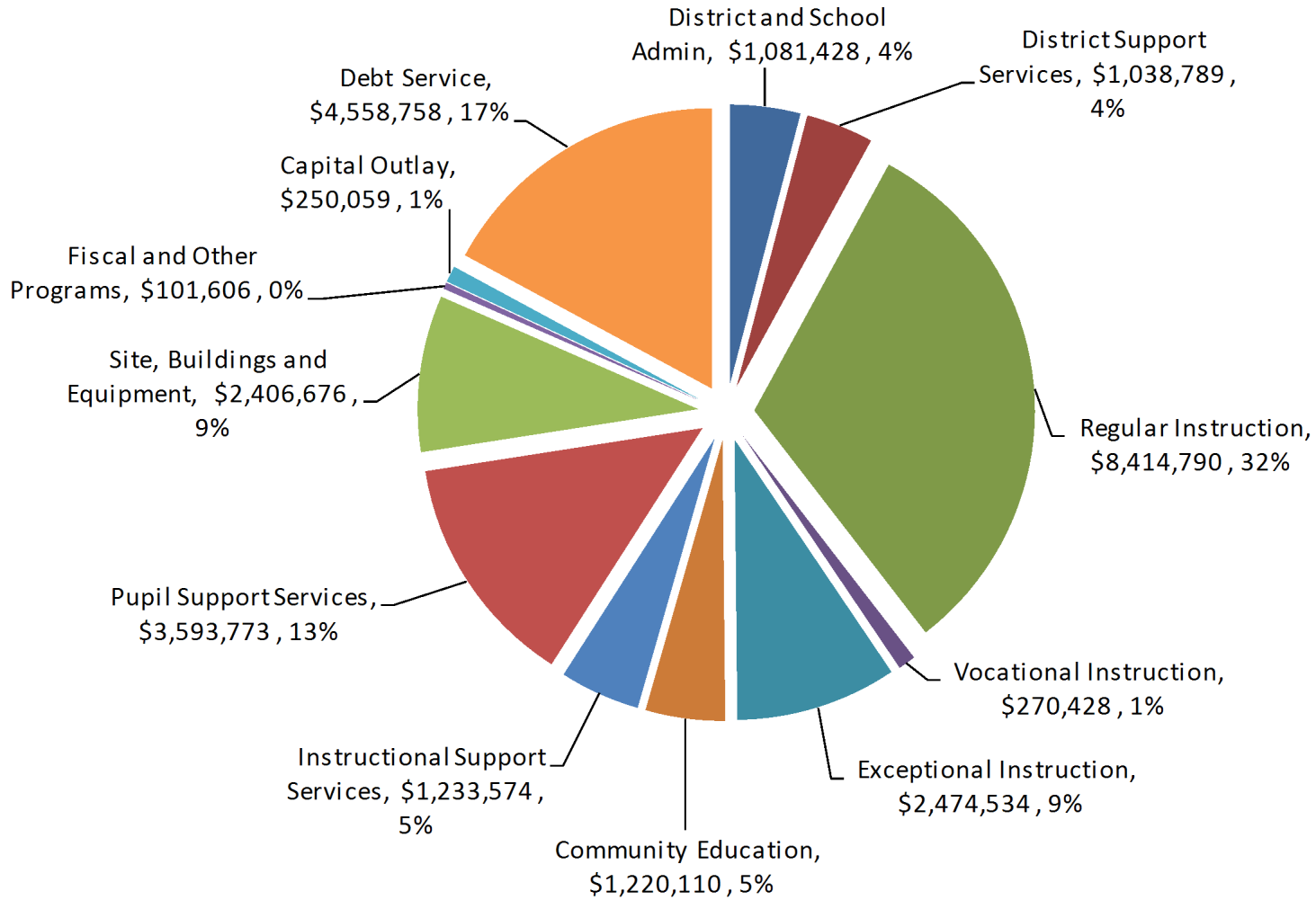
## Comparative Governmental Revenues of Independent School District No. 883



	Local Property Tax Levy	Other Local and County	State	Federal
June 30, 2016	\$6,071,839	\$2,312,741	\$15,499,349	\$636,135
June 30, 2017	\$6,114,258	\$2,152,973	\$15,785,960	\$611,842
June 30, 2018	\$6,221,417	\$2,433,507	\$15,867,804	\$545,608
June 30, 2019	\$6,445,955	\$2,359,113	\$16,124,021	\$762,063
June 30, 2020	\$7,659,630	\$1,891,910	\$16,490,285	\$1,137,615



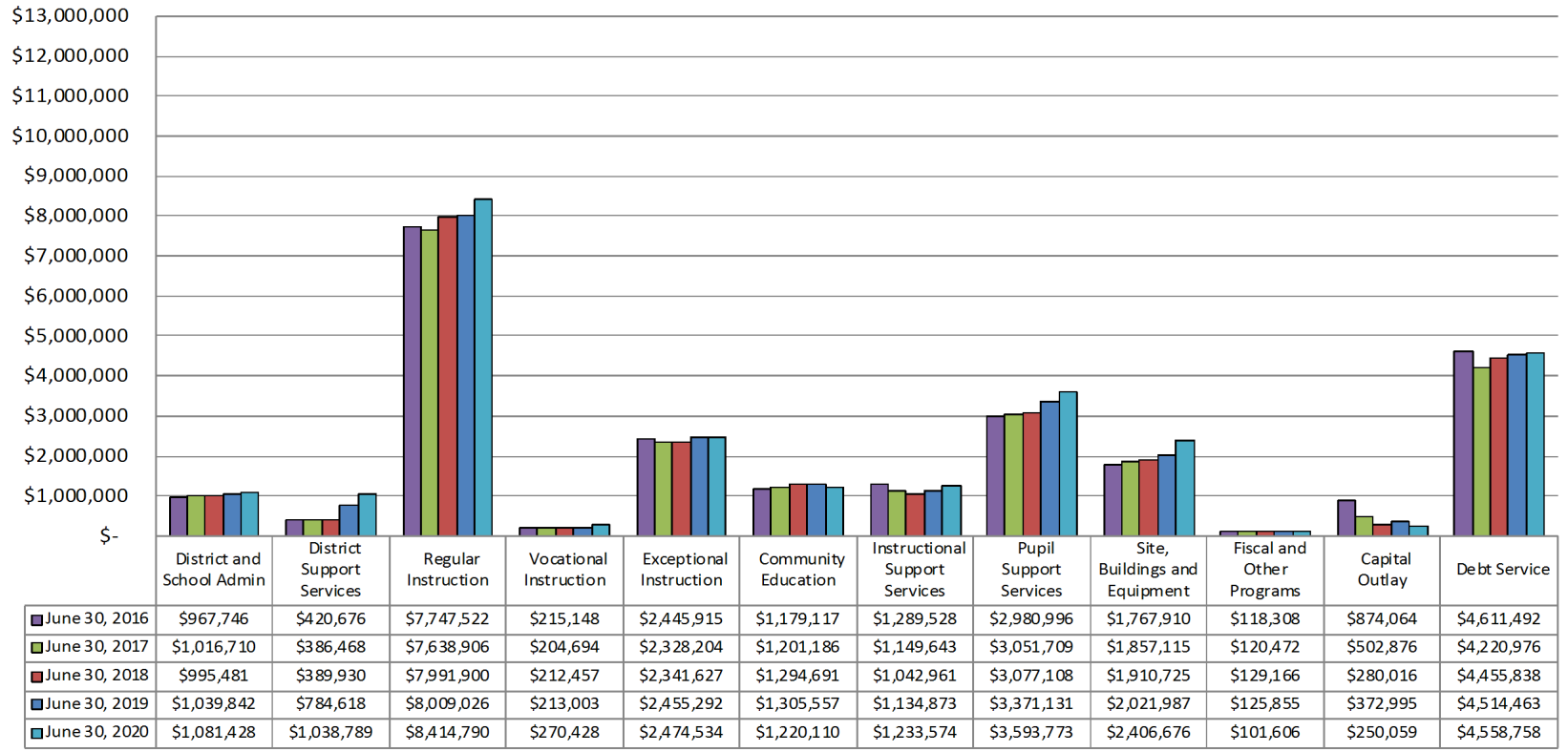
## Breakdown of Expenditures for Independent School District No. 883 For the Year Ended June 30, 2020



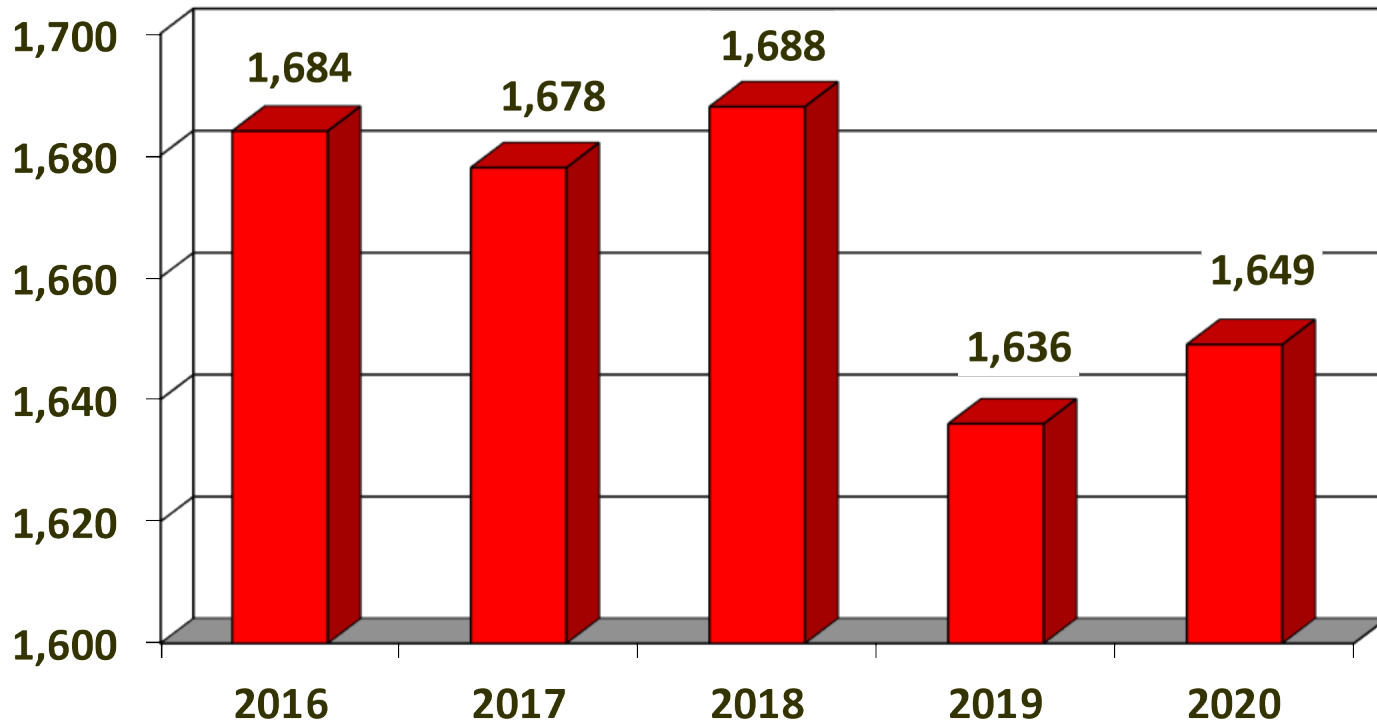
42



### Comparative Expenditures for Governmental Funds of Independent School District No. 883

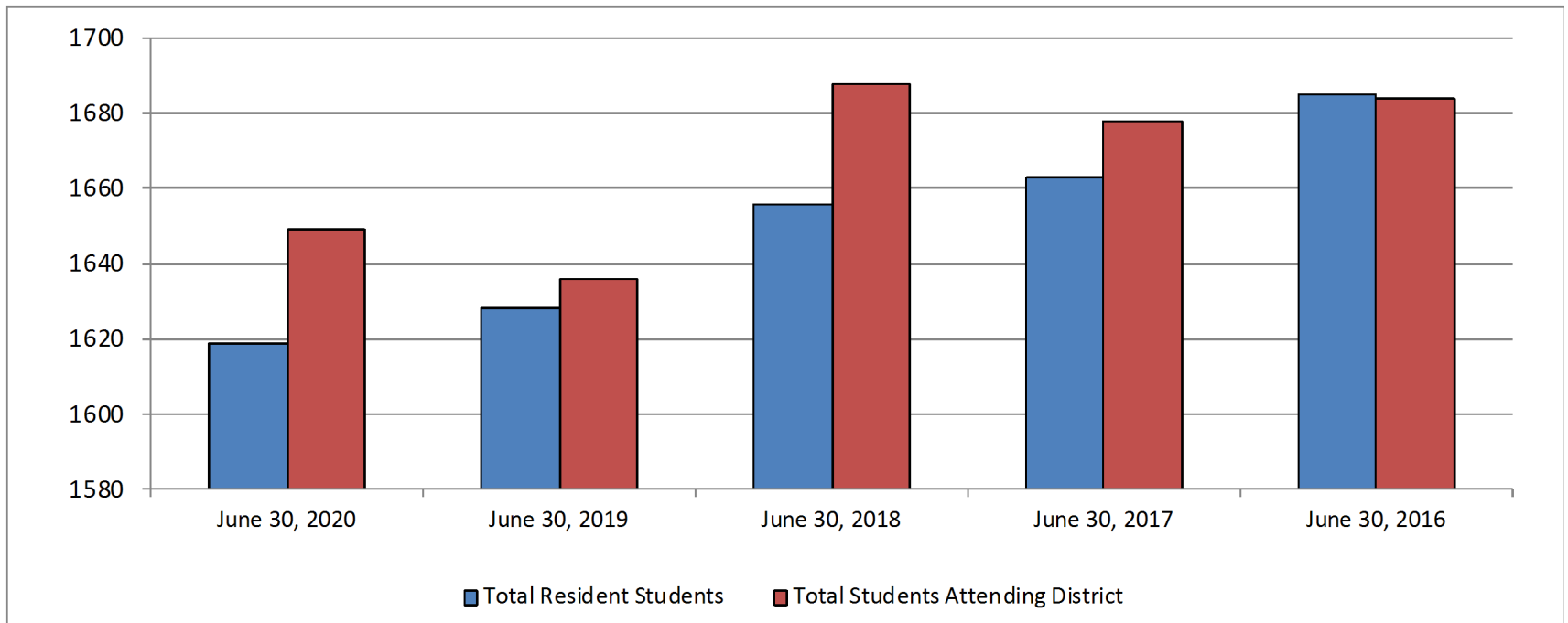


## ISD NO. 883 ROCKFORD ADMs



# ISD NO. 883 ROCKFORD ADMs

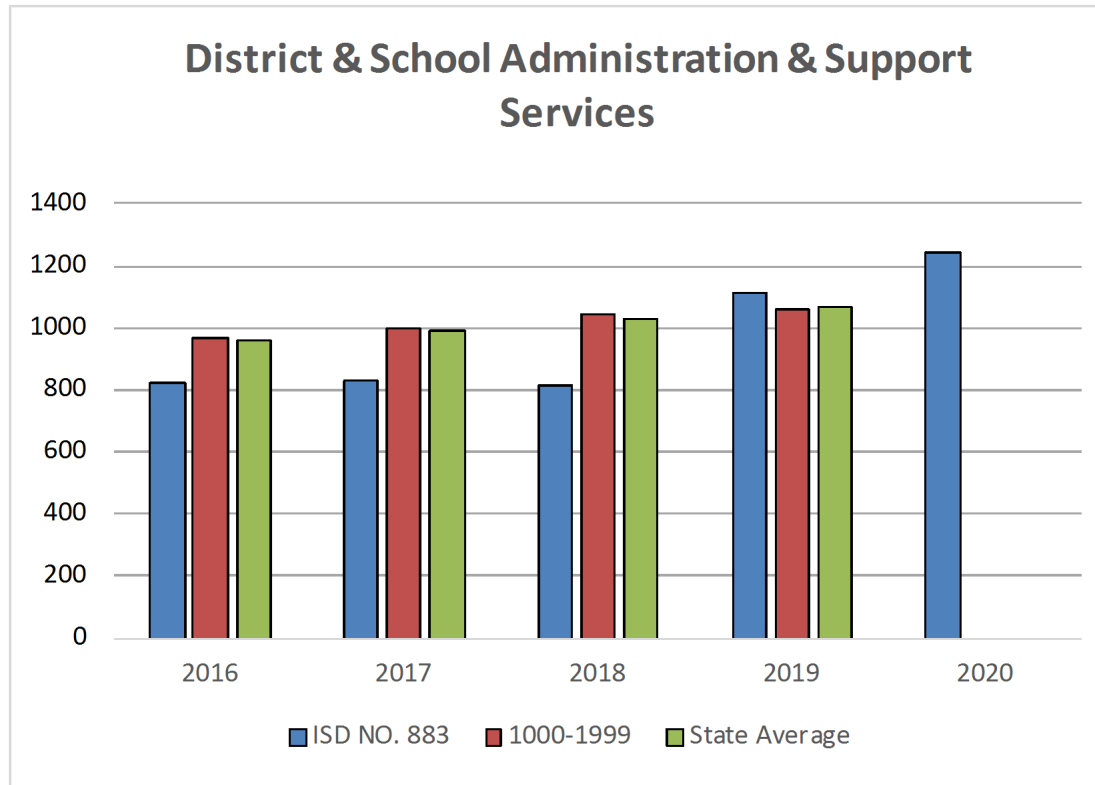
(Excludes Tuition Students Out)



## ISD NO. 883 ROCKFORD

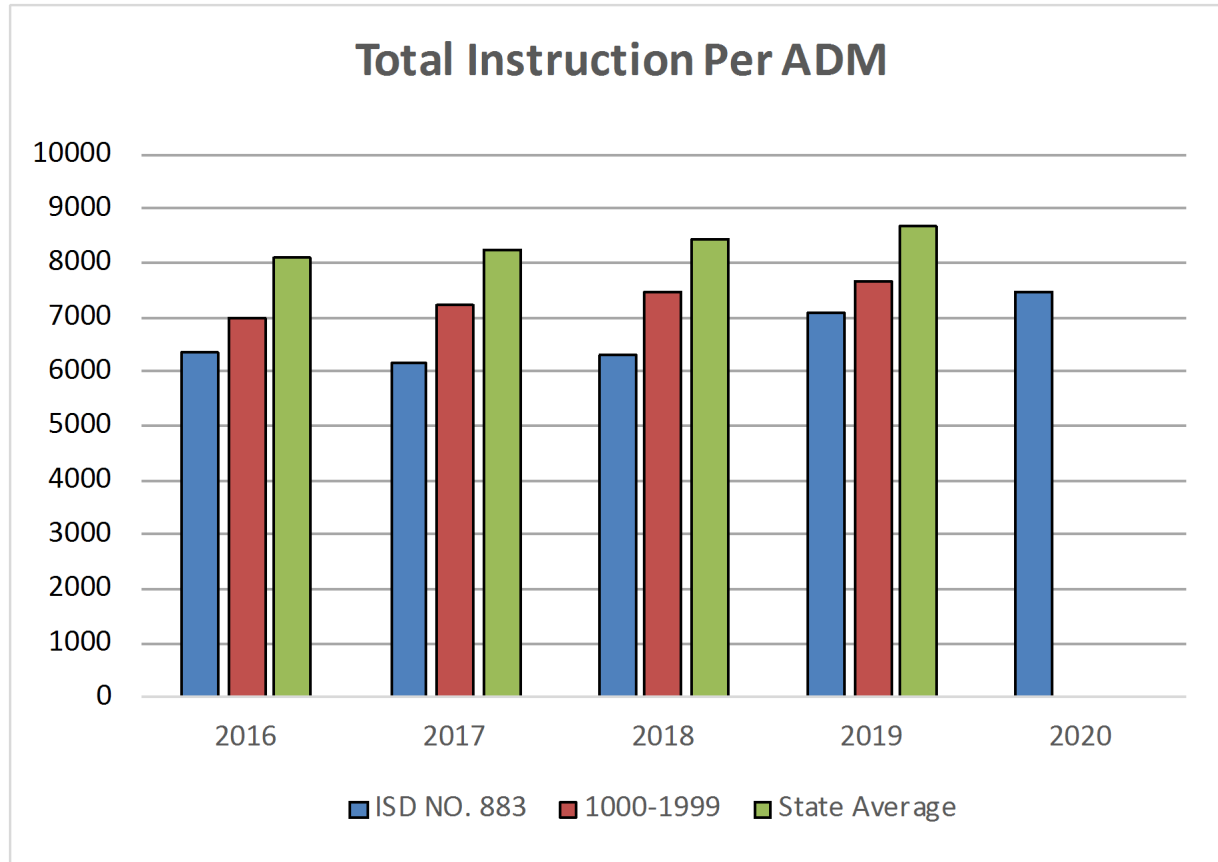
### District & School Administration & Support Services

District and School Admin - all costs related to providing administration to the District (Board of Education, Superintendent, Principals, Line administrators, etc.) District Support Services - all activities provided by central office administrators (Business Services, Human Resources, Legal, Data Processing, Other District-Wide Support Activities)



## ISD NO. 883 ROCKFORD Total Instruction Per ADM

Total Instruction – includes regular instruction, vocational instruction, special education instruction and instructional support services.





# Thank you!

I'd be glad to answer any questions you may have.

Mary Reedy, CPA, CGFM, Principal  
320-203-5534  
mary.reedy@CLAAconnect.com



**ROCKFORD AREA SCHOOLS  
INDEPENDENT SCHOOL DISTRICT NO. 883**

**FINANCIAL STATEMENTS AND  
SUPPLEMENTAL INFORMATION**

**YEAR ENDED JUNE 30, 2020**



**ROCKFORD AREA SCHOOLS  
INDEPENDENT SCHOOL DISTRICT NO. 883  
TABLE OF CONTENTS  
YEAR ENDED JUNE 30, 2020**

**INTRODUCTORY SECTION**

<b>SCHOOL BOARD AND ADMINISTRATION</b>	<b>1</b>
--	----------

**FINANCIAL SECTION**

<b>INDEPENDENT AUDITORS' REPORT</b>	<b>2</b>
-------------------------------------	----------

**REQUIRED SUPPLEMENTARY INFORMATION**

<b>MANAGEMENT'S DISCUSSION AND ANALYSIS</b>	<b>5</b>
---	----------

**BASIC FINANCIAL STATEMENTS**

<b>STATEMENT OF NET POSITION</b>	<b>16</b>
----------------------------------	-----------

<b>STATEMENT OF ACTIVITIES</b>	<b>17</b>
--------------------------------	-----------

<b>BALANCE SHEET – GOVERNMENTAL FUNDS</b>	<b>18</b>
---	-----------

<b>RECONCILIATION OF THE BALANCE SHEET – GOVERNMENTAL FUNDS TO THE STATEMENT OF NET POSITION – GOVERNMENTAL ACTIVITIES</b>	<b>20</b>
--	-----------

<b>STATEMENT OF REVENUES, EXPENDITURES, AND CHANGE IN FUND BALANCE – GOVERNMENTAL FUNDS</b>	<b>21</b>
---	-----------

<b>RECONCILIATION OF THE STATEMENT OF REVENUES, EXPENDITURES, AND CHANGE IN FUND BALANCE – GOVERNMENTAL FUNDS TO STATEMENT OF ACTIVITIES – GOVERNMENTAL ACTIVITIES</b>	<b>23</b>
--	-----------

<b>STATEMENT OF REVENUES, EXPENDITURES, AND CHANGE IN FUND BALANCE – BUDGET AND ACTUAL – GENERAL FUND</b>	<b>24</b>
---	-----------

<b>STATEMENT OF REVENUES, EXPENDITURES, AND CHANGE IN FUND BALANCE – BUDGET AND ACTUAL – MAJOR FOOD SERVICE FUND</b>	<b>25</b>
--	-----------

<b>STATEMENT OF REVENUES, EXPENDITURES, AND CHANGE IN FUND BALANCE – BUDGET AND ACTUAL – MAJOR COMMUNITY SERVICE FUND</b>	<b>26</b>
---	-----------

<b>STATEMENT OF FIDUCIARY NET POSITION</b>	<b>27</b>
--	-----------

<b>STATEMENT OF CHANGES IN FIDUCIARY NET POSITION</b>	<b>28</b>
---	-----------

<b>NOTES TO BASIC FINANCIAL STATEMENTS</b>	<b>29</b>
--	-----------

**ROCKFORD AREA SCHOOLS  
INDEPENDENT SCHOOL DISTRICT NO. 883  
TABLE OF CONTENTS  
YEAR ENDED JUNE 30, 2020**

**REQUIRED SUPPLEMENTARY INFORMATION**

<b>SCHEDULE OF CHANGES IN THE DISTRICT'S NET OPEB LIABILITY (ASSET) AND RELATED RATIOS</b>	<b>65</b>
<b>SCHEDULE OF MONEY WEIGHTED RATE OF RETURN ON PLAN ASSETS</b>	<b>67</b>
<b>SCHEDULE OF THE DISTRICT'S PROPORTIONATE SHARE OF THE NET PENSION LIABILITY</b>	<b>68</b>
<b>SCHEDULE OF DISTRICT CONTRIBUTIONS</b>	<b>70</b>
<b>NOTE TO REQUIRED SUPPLEMENTARY INFORMATION</b>	<b>72</b>

**SUPPLEMENTARY INFORMATION**

**GENERAL FUND**

<b>BALANCE SHEET</b>	<b>77</b>
<b>STATEMENT OF REVENUES, EXPENDITURES, AND CHANGE IN FUND BALANCE – BUDGET AND ACTUAL</b>	<b>78</b>

**FOOD SERVICE SPECIAL REVENUE FUND**

<b>BALANCE SHEET</b>	<b>81</b>
<b>STATEMENT OF REVENUES, EXPENDITURES, AND CHANGE IN FUND BALANCE – BUDGET AND ACTUAL</b>	<b>82</b>

**COMMUNITY SERVICE SPECIAL REVENUE FUND**

<b>BALANCE SHEET</b>	<b>83</b>
<b>STATEMENT OF REVENUES, EXPENDITURES, AND CHANGE IN FUND BALANCE – BUDGET AND ACTUAL</b>	<b>84</b>

**DEBT SERVICE FUND**

<b>BALANCE SHEET</b>	<b>85</b>
<b>STATEMENT OF REVENUES, EXPENDITURES, AND CHANGE IN FUND BALANCE – BUDGET AND ACTUAL</b>	<b>86</b>

**UNIFORM FINANCIAL ACCOUNTING AND REPORTING STANDARDS  
COMPLIANCE TABLE**

**87**

**ROCKFORD AREA SCHOOLS  
INDEPENDENT SCHOOL DISTRICT NO. 883  
TABLE OF CONTENTS  
YEAR ENDED JUNE 30, 2020**

**OTHER REQUIRED REPORTS**

<b>INDEPENDENT AUDITORS' REPORT ON INTERNAL CONTROL OVER FINANCIAL REPORTING AND ON COMPLIANCE AND OTHER MATTERS BASED ON AN AUDIT OF FINANCIAL STATEMENTS PERFORMED IN ACCORDANCE WITH <i>GOVERNMENT AUDITING STANDARDS</i></b>	<b>88</b>
<b>INDEPENDENT AUDITORS' REPORT ON COMPLIANCE FOR EACH MAJOR FEDERAL PROGRAM AND REPORT ON INTERNAL CONTROL OVER COMPLIANCE REQUIRED BY THE UNIFORM GUIDANCE</b>	<b>90</b>
<b>SCHEDULE OF EXPENDITURES OF FEDERAL AWARDS</b>	<b>92</b>
<b>INDEPENDENT AUDITORS' REPORT ON MINNESOTA LEGAL COMPLIANCE</b>	<b>94</b>
<b>SCHEDULE OF FINDINGS AND QUESTIONED COSTS</b>	<b>95</b>



## **INTRODUCTORY SECTION**

**ROCKFORD AREA SCHOOLS  
INDEPENDENT SCHOOL DISTRICT NO. 883  
SCHOOL BOARD AND ADMINISTRATION  
JUNE 30, 2020**

**SCHOOL BOARD**

<b><u>NAME</u></b>	<b><u>TERM ON BOARD EXPIRES</u></b>	<b><u>BOARD POSITION</u></b>
Amy Edwards	December 31, 2020	Chair
Kevin Campbell	December 31, 2020	Vice-Chair
Eric Gordee	December 31, 2021	Treasurer
Jessica Johnson	December 31, 2020	Clerk
Brady Anderson	December 31, 2021	Member
Beth Praska	December 31, 2021	Member

**ADMINISTRATION**

Rhonda Dean	Superintendent
Sherlyn Tischner	Business Manager
Paula Wanous	Payroll Clerk
Sara Pepin	Account Clerk
District Offices:	Independent School District No. 883 Rockford Public Schools 6051 Ash Street Rockford, MN 55373 (763) 447-9165

## **FINANCIAL SECTION**



## INDEPENDENT AUDITORS' REPORT

School Board  
Independent School District No. 883  
Rockford Area Schools  
Rockford, Minnesota

### **Report on the Financial Statements**

We have audited the accompanying financial statements of the governmental activities, each major fund, and the aggregate remaining fund information of Independent School District No. 883 (the District), as of and for the year ended June 30, 2020, and the related notes to the financial statements, which collectively comprise the District's basic financial statements as listed in the table of contents.

### ***Management's Responsibility for the Financial Statements***

Management is responsible for the preparation and fair presentation of these financial statements in accordance with accounting principles generally accepted in the United States of America; this includes the design, implementation, and maintenance of internal control relevant to the preparation and fair presentation of financial statements that are free from material misstatement, whether due to fraud or error.

### ***Auditors' Responsibility***

Our responsibility is to express opinions on these financial statements based on our audit. We conducted our audit in accordance with auditing standards generally accepted in the United States of America and the standards applicable to financial audits contained in *Government Auditing Standards*, issued by the Comptroller General of the United States. Those standards require that we plan and perform the audit to obtain reasonable assurance about whether the financial statements are free from material misstatement.

An audit involves performing procedures to obtain audit evidence about the amounts and disclosures in the financial statements. The procedures selected depend on the auditors' judgment, including the assessment of the risks of material misstatement of the financial statements, whether due to fraud or error. In making those risk assessments, the auditor considers internal control relevant to the District's preparation and fair presentation of the financial statements in order to design audit procedures that are appropriate in the circumstances, but not for the purpose of expressing an opinion on the effectiveness of the District's internal control. Accordingly, we express no such opinion. An audit also includes evaluating the appropriateness of accounting policies used and the reasonableness of significant accounting estimates made by management, as well as evaluating the overall presentation of the financial statements.

We believe that the audit evidence we have obtained is sufficient and appropriate to provide a basis for our audit opinions.

### ***Opinion***

In our opinion, the financial statements referred to above present fairly, in all material respects, the respective financial position of the governmental activities, each major fund, and the aggregate remaining fund information of the District as of June 30, 2020, and the respective changes in financial position and budgetary comparison for the General Fund, Food Service Fund, and Community Service Fund, thereof, for the year then ended in accordance with accounting principles generally accepted in the United States of America.

### **Other Matters**

#### ***Report on Summarized Comparative Information***

We have previously audited the District's 2019 financial statements of the governmental activities, each major fund and the aggregate remaining fund information, and we expressed unmodified audit opinions on those audited financial statements in our report dated October 31, 2019. In our opinion, the summarized comparative information presented herein as of and for the year ended June 30, 2019 is consistent, in all material respects, with the audited financial statements from which it has been derived.

#### ***Required Supplementary Information***

Accounting principles generally accepted in the United States of America require that the management's discussion and analysis, the schedule of changes in the District's Net OPEB Liability (Asset) and Related Ratios, the schedule of money weighted rate of return on plan assets, the schedule of the District's proportionate share of the net pension liability, and the schedule of Districts contributions, as listed in the table of contents, be presented to supplement the basic financial statements. Such information, although not a part of the basic financial statements, is required by the Governmental Accounting Standards Board who considers it to be an essential part of financial reporting for placing the basic financial statements in an appropriate operational, economic, or historical context. We have applied certain limited procedures to the required supplementary information in accordance with auditing standards generally accepted in the United States of America, which consisted of inquiries of management about the methods of preparing the information and comparing the information for consistency with management's responses to our inquiries, the basic financial statements, and other knowledge we obtained during our audit of the basic financial statements. We do not express an opinion or provide any assurance on the information because the limited procedures do not provide us with sufficient evidence to express an opinion or provide any assurance.

#### ***Supplementary Information***

Our audit was conducted for the purpose of forming opinions on the financial statements that collectively comprise the District's basic financial statements. The individual fund financial statements and the Uniform Financial Accounting and Reporting Standards Compliance Table, as listed in the table of contents, are presented for purposes of additional analysis and are not a required part of the basic financial statements. The schedule of expenditures of federal awards, as required by Title 2 U.S. *Code of Federal Regulations* Part 200, *Uniform Administrative Requirements, Cost Principles, and Audit Requirements for Federal Awards*, is also presented for purposes of additional analysis and is not a required part of the basic financial statements.

**Other Matters (Continued)**

*Supplementary Information (Continued)*

The individual fund financial statements, the Uniform Financial Accounting and Reporting Standards Compliance Table, and the schedule of expenditures of federal awards are the responsibility of management and were derived from and relate directly to the underlying accounting and other records used to prepare the basic financial statements. Such information has been subjected to the auditing procedures applied in the audit of the basic financial statements and certain additional procedures, including comparing and reconciling such information directly to the underlying accounting and other records used to prepare the basic financial statements or to the basic financial statements themselves, and other additional procedures in accordance with auditing standards generally accepted in the United States of America. In our opinion, the information is fairly stated, in all material respects, in relation to the basic financial statements as a whole.

We also have previously audited, in accordance with auditing standards generally accepted in the United States of America, the District's basic financial statements for the year ended June 30, 2019, which are not presented with the accompanying financial statements and we expressed unmodified opinions on the respective financial statements of the governmental activities, each major fund, and the aggregate remaining fund information. That audit was conducted for the purpose of forming opinions on the financial statements that collectively comprise the District's basic financial statements as a whole. The individual fund financial statements for the year ended June 30, 2019 are presented for purposes of additional analysis and are not a required part of the basic financial statements. Such information is the responsibility of management and was derived from and relates directly to the underlying accounting and other records used to prepare the 2019 basic financial statements. The information has been subjected to the auditing procedures applied in the audit of those basic financial statements and certain additional procedures, including comparing and reconciling such information directly to the underlying accounting and other records used to prepare the basic financial statements or to the basic financial statements themselves, and other additional procedures in accordance with auditing standards generally accepted in the United States of America. In our opinion, the 2019 individual fund financial statements are fairly stated in all material respects in relation to the basic financial statements from which they have been derived.

**Other Reporting Required by Government Auditing Standards**

In accordance with *Government Auditing Standards*, we have also issued our report dated October 16, 2020, on our consideration of the District's internal control over financial reporting and on our tests of its compliance with certain provisions of laws, regulations, contracts, and grant agreements and other matters. The purpose of that report is solely to describe the scope of our testing of internal control over financial reporting and compliance and the results of that testing, and not to provide an opinion on the effectiveness of the District's internal control over financial reporting or on compliance. That report is an integral part of an audit performed in accordance with *Government Auditing Standards* in considering the District's internal control over financial reporting and compliance.



**CliftonLarsonAllen LLP**

Minneapolis, Minnesota  
October 16, 2020

## **REQUIRED SUPPLEMENTARY INFORMATION**

**ROCKFORD AREA SCHOOLS  
INDEPENDENT SCHOOL DISTRICT NO. 883  
MANAGEMENT'S DISCUSSION AND ANALYSIS  
YEAR ENDED JUNE 30, 2020**

This section of Rockford Area Schools – Independent School District No. 883's (the District) annual financial report presents our discussion and analysis of the District's financial performance during the fiscal year that ended on June 30, 2020. Please read it in conjunction with the District's financial statements, which immediately follows this section.

**FINANCIAL HIGHLIGHTS**

Key financial highlights for the 2019-2020 fiscal years include the following:

- Net position increased by approximately \$1,781,000 on revenues of \$27,341,000 compared to expenses of \$25,561,000.
- Total General Fund revenues were approximately \$20,749,000 as compared to about \$20,192,000 of expenditures.
- The fund balance of the General Fund increased by a net of approximately \$561,000 from the prior year due to the District receiving increased money from the state, federal, and levy dollars.

**OVERVIEW OF THE FINANCIAL STATEMENTS**

The financial section of the annual report consists of four parts – independent auditors' report, required supplementary information which includes the management's discussion and analysis (this section), the basic financial statements, and supplemental information. The basic financial statements include two kinds of statements that present different views of the District:

- The first two statements are *District-wide financial statements* that provide both *short-term* and *long-term* information about the District's *overall* financial status.
- The remaining statements are *fund financial statements* that focus on *individual parts* of the District, reporting the District's operations in *more detail* than the District-wide statements.
- The *governmental funds statements* tell how basic services such as regular and special education were financed in the *short term* as well as what remains for future spending.

The financial statements also include *notes* that explain some of the information in the statements and provide more detailed data.

**District-Wide Statements**

The District-wide statements report information about the District as a whole using accounting methods similar to those used by private-sector companies. The statement of net position includes all of the District's assets, deferred outflows of resources, liabilities, and deferred inflows of resources. All of the current year's revenues and expenses are accounted for in the statement of activities regardless of when cash is received or paid.

**ROCKFORD AREA SCHOOLS  
INDEPENDENT SCHOOL DISTRICT NO. 883  
MANAGEMENT'S DISCUSSION AND ANALYSIS  
YEAR ENDED JUNE 30, 2020**

**OVERVIEW OF THE FINANCIAL STATEMENTS (CONTINUED)**

**District-Wide Statements (Continued)**

The two District-wide statements report the District's *net position* and how it has changed. Net position – the difference between the District's assets and deferred outflows of resources and liabilities and deferred inflows of resources – is one way to measure the District's financial health or position.

- Over time, increases or decreases in the District's net position is an indicator of whether its financial position is improving or deteriorating, respectively.
- To assess the overall health of the District, you need to consider additional nonfinancial factors such as changes in the District's property tax base and the condition of school buildings and other facilities.

In the district-wide financial statements the District's activities are shown in one category:

- *Governmental Activities* – Most of the District's basic services are included here, such as regular and special education, transportation, administration, food services, and community education. Property taxes and state aids finance most of these activities.

**Fund Financial Statements**

The fund financial statements provide more detailed information about the District's *funds* – focusing on its most significant or "major" funds – not the District as a whole. Funds are accounting devices the District uses to keep track of specific sources of funding and spending on particular programs:

- Some funds are required by state law and by bond covenants.
- The District establishes other funds to control and manage money for particular purposes (e.g., repaying its long-term debts) or to show that it is properly using certain revenues (e.g., food service).

The District has two kinds of funds:

- *Governmental Funds* – Most of the District's basic services are included in governmental funds, which generally focus on (1) how *cash and other financial assets* that can readily be converted to cash flow in and out and (2) the balances left at year-end that are available for spending. Consequently, the governmental funds statements provide a detailed *short-term* view that helps to determine whether there are more or fewer financial resources that can be spent in the near future to finance the District's programs. Because this information does not encompass the additional long-term focus of the district-wide statements, we provide additional information following the governmental funds statements to explain the relationship (or differences) between them.
- *Fiduciary Funds* – The District is the trustee, or fiduciary, for assets that belong to others such as the District's Postemployment Benefits Irrevocable Trust Fund. The District is responsible for ensuring that the assets reported in these funds are used only for their intended purposes and by those to whom the assets belong. All of the District's fiduciary activities are reported in a separate statement of fiduciary net position. We exclude these activities from the District-wide financial statements because the District cannot use these assets to finance its operations.

**ROCKFORD AREA SCHOOLS  
INDEPENDENT SCHOOL DISTRICT NO. 883  
MANAGEMENT'S DISCUSSION AND ANALYSIS  
YEAR ENDED JUNE 30, 2020**

**FINANCIAL ANALYSIS OF THE DISTRICT AS A WHOLE**

**Net Position**

The District's *combined* net position was a negative \$1,732,425 on June 30, 2020. This was an increase from the prior year net position of negative \$3,513,214.

**Table A-1  
The District's Net Position**

	Governmental Activities		Percentage Change
	2020	2019	
Current and Other Assets	\$ 17,354,607	\$ 16,678,093	4.1 %
Capital Assets	42,656,486	44,473,922	(4.1)
Total Assets	<u>60,011,093</u>	<u>61,152,015</u>	(1.9)
Deferred Outflows of Resources	8,744,936	12,470,433	(29.9)
Current Liabilities	5,598,479	5,570,206	0.5
Long-Term Liabilities	43,786,361	47,446,273	-
Total Liabilities	<u>49,384,840</u>	<u>53,016,479</u>	(6.9)
Deferred Inflows of Resources	<u>21,103,614</u>	<u>24,119,183</u>	(12.5)
Net Position:			
Net Investment in Capital Assets	6,404,000	4,555,125	40.6
Restricted	3,339,531	3,225,669	3.5
Unrestricted	<u>(11,475,956)</u>	<u>(11,294,008)</u>	-
Total Net Position	<u>\$ (1,732,425)</u>	<u>\$ (3,513,214)</u>	50.7

The change in the District's financial position is due to the decrease of the outstanding long-term debt.

**ROCKFORD AREA SCHOOLS  
INDEPENDENT SCHOOL DISTRICT NO. 883  
MANAGEMENT'S DISCUSSION AND ANALYSIS  
YEAR ENDED JUNE 30, 2020**

**FINANCIAL ANALYSIS OF THE DISTRICT AS A WHOLE (CONTINUED)**

**Changes in Net Position**

The District's revenues for all governmental activities were approximately \$27,341,000 for the year ended June 30, 2020.

The total cost for all governmental activities of all programs and services including interest and fiscal charges was approximately \$25,561,000. Total revenues exceeded expenses, increasing net position by about \$1,781,000 from the prior year. The increase is due to the increase in state aid, federal aid, and taxes.

**Table A-2  
Change in Net Position**

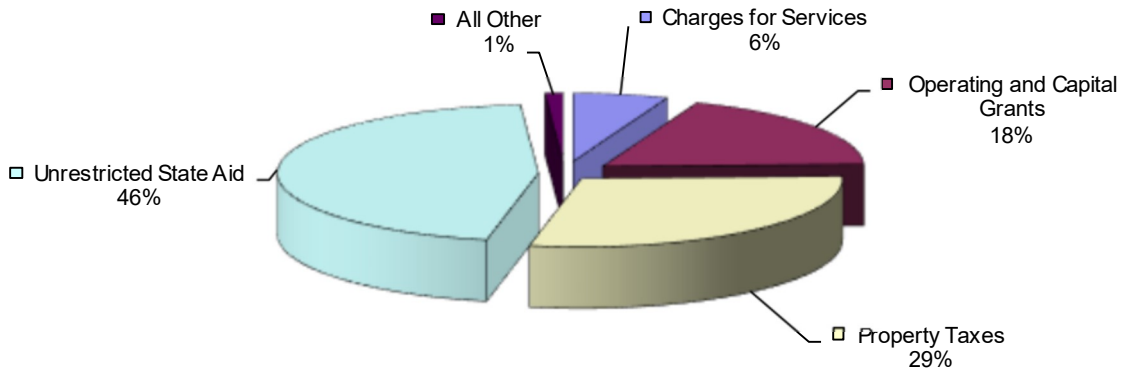
	Governmental Activities for the		Total % Change
	2020	2019	
<b>Revenues</b>			
<u>Program Revenues</u>			
Charges for Services	\$ 1,605,631	\$ 1,994,208	(19.5)%
Operating Grants and Contributions	4,810,848	3,728,044	29.0
Capital Grants and Contributions	285,330	392,417	(27.3)
<u>General Revenues</u>			
Property Taxes	7,837,426	6,548,014	19.7
Unrestricted State Aid	12,501,318	12,144,346	2.9
Investment Earnings	107,427	152,187	(29.4)
Gain on Sale of Property and Equipment	-	36,310	(100.0)
Other	193,465	226,162	(14.5)
Total Revenues	<u>27,341,445</u>	<u>25,221,688</u>	8.4
<b>Expenses</b>			
Administration	1,061,872	762,942	39.2
District Support Services	1,104,485	779,626	41.7
Regular Instruction	10,986,545	7,313,513	50.2
Vocational Education Instruction	294,287	143,932	104.5
Special Education Instruction	2,600,831	1,862,628	39.6
Instructional Support Services	1,304,379	741,259	76.0
Pupil Support Services	2,963,532	2,473,955	19.8
Sites and Buildings	2,431,478	2,165,370	12.3
Fiscal and Other Fixed Cost Programs	101,606	125,855	(19.3)
Food Service	663,163	760,506	(12.8)
Community Service	1,220,850	1,151,825	6.0
Interest and Fiscal Charges on Long-Term Liabilities	827,628	970,173	(14.7)
Total Expenses	<u>25,560,656</u>	<u>19,251,584</u>	32.8
<b>Change in Net Position</b>	1,780,789	5,970,104	
Beginning Net Position	<u>(3,513,214)</u>	<u>(9,483,318)</u>	
Ending Net Position	<u>\$ (1,732,425)</u>	<u>\$ (3,513,214)</u>	

**ROCKFORD AREA SCHOOLS  
INDEPENDENT SCHOOL DISTRICT NO. 883  
MANAGEMENT'S DISCUSSION AND ANALYSIS  
YEAR ENDED JUNE 30, 2020**

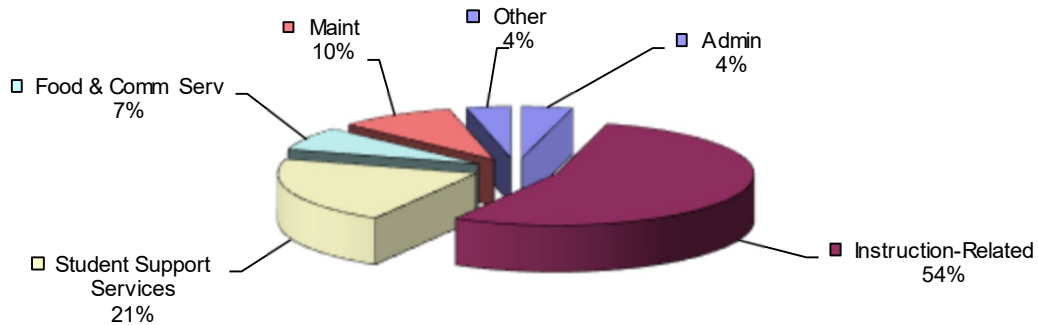
**FINANCIAL ANALYSIS OF THE DISTRICT AS A WHOLE (CONTINUED)**

The cost of all *governmental* activities this year was approximately \$25,561,000.

**Figure A-1  
Sources of District's Revenues for Fiscal 2020**



**Figure A-2  
District Expenses for Fiscal 2020**



**ROCKFORD AREA SCHOOLS  
INDEPENDENT SCHOOL DISTRICT NO. 883  
MANAGEMENT'S DISCUSSION AND ANALYSIS  
YEAR ENDED JUNE 30, 2020**

**FINANCIAL ANALYSIS OF THE DISTRICT AS A WHOLE (CONTINUED)**

All governmental activities includes not only funds received for the general operation of the District, which are used for classroom instruction, but also includes resources from the other operating funds of Food Service and Community Education, and from resources for fiscal service transactions. Funding for the general operation of the District is controlled by the state and the District does not have the latitude to allocate money received in Food Service or Community Education or for fiscal services to enhance classroom instruction resources. The District cannot take funds from these restricted areas and use the funds to hire teachers to enhance instruction.

**Table A-3  
Program Expenses and Net Cost of Services**

	Total Cost of Services		Percentage Change	Net Cost of Services		Percentage Change
	2020	2019		2020	2019	
Administration	\$ 1,061,872	\$ 762,942	39.2 %	\$ 1,061,868	\$ 758,131	40.1 %
District Support Services	1,104,485	779,626	41.7	846,698	609,844	38.8
Regular Instruction	10,986,545	7,313,513	50.2	9,373,861	6,027,486	55.5
Vocational Education Instruction	294,287	143,932	104.5	293,466	153,155	91.6
Special Education Instruction	2,600,831	1,862,628	39.6	330,584	124,283	166.0
Instructional Support Services	1,304,379	741,259	76.0	1,160,659	636,430	82.4
Pupil Support Services	2,963,532	2,473,955	19.8	2,361,600	1,828,576	29.1
Sites and Buildings	2,431,478	2,165,370	12.3	2,382,786	1,899,130	25.5
Fiscal and Other Fixed Cost Programs	101,606	125,855	(19.3)	101,606	125,855	(19.3)
Food Service	663,163	760,506	(12.8)	(70,617)	(3,953)	1,686.4
Community Service	1,220,850	1,151,825	6.0	188,708	7,805	2,317.8
Interest and Fiscal Charges on Long-Term Liabilities	827,628	970,173	(100.0)	827,628	970,173	(100.0)
<b>Total</b>	<b>\$ 25,560,656</b>	<b>\$ 19,251,584</b>	<b>32.8</b>	<b>\$ 18,858,847</b>	<b>\$ 13,136,915</b>	<b>43.6</b>

Expenses increased from the prior year due to the increase in pension expense compared to the prior year.

**FINANCIAL ANALYSIS OF THE DISTRICT'S FUNDS**

The financial performance of the District as a whole is reflected in its governmental funds as well. As the District completed the year, its governmental funds reported a *combined* fund balance of approximately \$7,005,000 which is about \$518,000 more than last year's ending fund balance of \$6,486,815. This is due primarily to the District continuing to monitor expenditures and continuing to make cut backs, along with receiving more state, federal, and tax revenue than the prior year.

**GENERAL FUND**

The General Fund includes the primary operations of the District in providing educational services to students from kindergarten through grade 12 including pupil transportation activities and capital outlay projects.

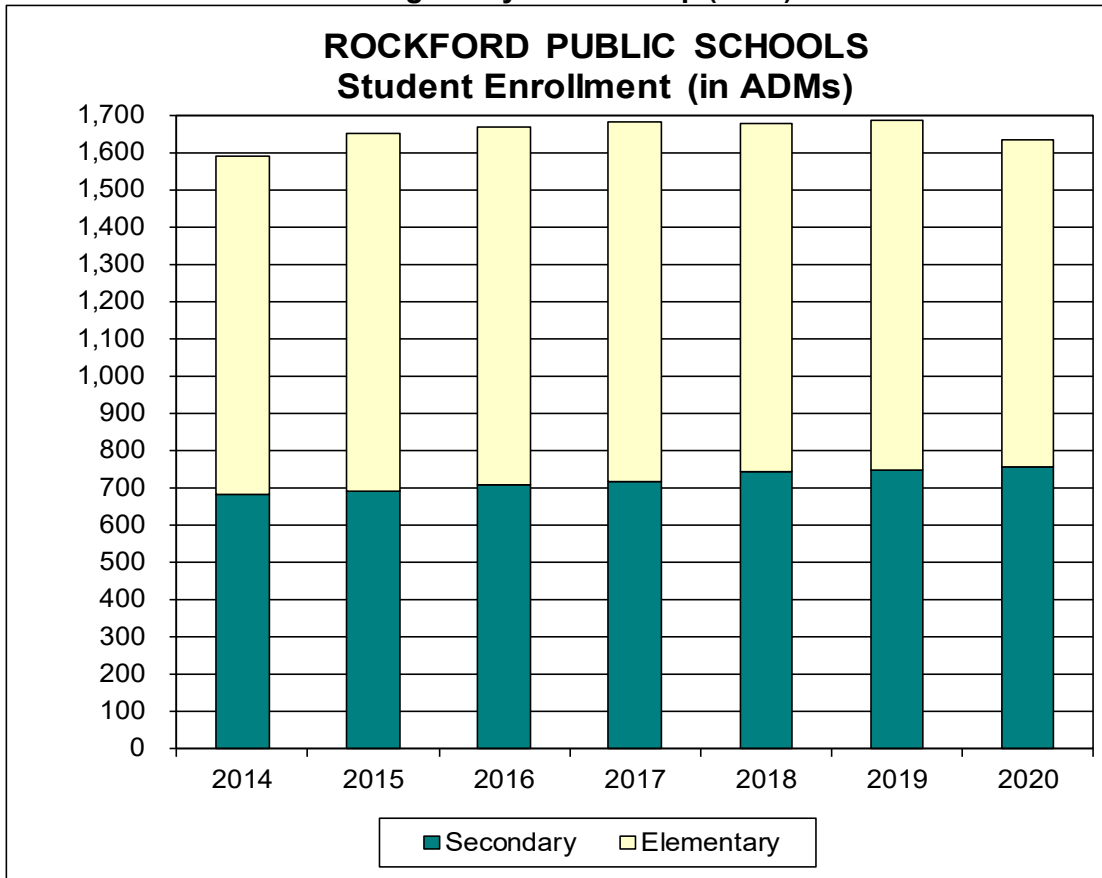
General Fund operational revenue is controlled by a complex set of state funding formulas resulting in the local school board having no meaningful authority to determine the level of resources. This includes special education state aid that is based upon a cost reimbursement model. Other state formulas then determine what portion of the revenue will be provided by property taxes and what portion will come from state aid.

**ROCKFORD AREA SCHOOLS  
INDEPENDENT SCHOOL DISTRICT NO. 883  
MANAGEMENT'S DISCUSSION AND ANALYSIS  
YEAR ENDED JUNE 30, 2020**

**ENROLLMENT**

Enrollment is a critical factor in determining revenue. The following chart shows that the number of students increased over the prior year.

**Table A-4  
Seven-Year Enrollment Trend  
Average Daily Membership (ADM)**



Over the last seven years, the District has experienced a decrease in average daily membership by 6 students. The enrollment is expected to grow as the District has added new programs and is promoting many new initiatives. The District continues to encourage and welcome enrollment of students and hopes increased enrollment continues as new families move to the area and as students from neighboring areas choose to open enroll to Rockford.

**Table A-4**

	2014	2015	2016	2017	2018	2019	2020
Reg K, Pre-K & KH	160	151	143	142	151	133	141
Elementary	805	809	825	795	788	745	737
Secondary	690	710	716	741	749	758	771
Total Students for Aid	1,655	1,670	1,684	1,678	1,688	1,636	1,649
Percent Change	3.96%	0.91%	0.83%	-0.33%	0.60%	-3.10%	0.79%

**ROCKFORD AREA SCHOOLS  
INDEPENDENT SCHOOL DISTRICT NO. 883  
MANAGEMENT'S DISCUSSION AND ANALYSIS  
YEAR ENDED JUNE 30, 2020**

**GENERAL FUND**

The following schedule presents a summary of General Fund revenues.

**Table A-5  
General Fund Revenues**

Fund	Year Ended		Change	
	June 30, 2020	June 30, 2019	Increase (Decrease)	Percent
Local Sources:				
Property Taxes	\$ 3,489,113	\$ 2,175,617	\$ 1,313,496	60.4 %
Earnings on Investments	68,086	106,204	(38,118)	(35.9)
Other	578,011	776,274	(198,263)	(25.5)
State Sources	15,859,975	15,503,916	356,059	2.3
Federal Sources	753,619	451,958	301,661	66.7
Total General Fund Revenue	<u>\$ 20,748,804</u>	<u>\$ 19,013,969</u>	<u>\$ 1,734,835</u>	9.1

Total General Fund revenue increased by approximately \$1,735,000 or 9.1% from the previous year. Basic general education revenue is determined by multiple state formulas, largely enrollment driven, and consists of mostly state aid revenue. Other state-authorized revenue including operating levy referendum, operating capital revenue and the property tax shift also involve an equalized mix of property tax and state aid revenue. Therefore, the mix of property tax and state aid can change significantly from year to year without any net change on total revenue.

Federal revenue increased overall by \$301,661 due mostly to additional federal grant money that was received and spent in the current year.

**ROCKFORD AREA SCHOOLS  
INDEPENDENT SCHOOL DISTRICT NO. 883  
MANAGEMENT'S DISCUSSION AND ANALYSIS  
YEAR ENDED JUNE 30, 2020**

**GENERAL FUND (CONTINUED)**

The following schedule presents a summary of General Fund expenditures.

**Table A-6  
General Fund Expenditures**

	Year Ended		Amount of Increase (Decrease)	Percent Increase (Decrease)
	June 30, 2020	June 30, 2019		
Salaries	\$ 10,560,390	\$ 9,890,464	\$ 669,926	6.8 %
Employee Benefits	3,260,033	2,959,597	300,436	10.2
Purchased Services	5,200,016	4,517,502	682,514	15.1
Supplies and Materials	827,260	931,966	(104,706)	(11.2)
Capital Expenditures	239,571	367,320	(127,749)	(34.8)
Other Expenditures	104,736	95,592	9,144	9.6
Total Expenditures	<u>\$ 20,192,006</u>	<u>\$ 18,762,441</u>	<u>\$ 1,429,565</u>	7.6

Total General Fund expenditures increased approximately \$1,430,000 or 7.6% due to an increase in purchase services which was due to an increase in overall transportation costs to the District. Salaries and benefits increased due to new positions added and regular salary rate increases.

Revenues exceeded expenditures which resulted in an increase in fund balance at the end of 2019-20.

**General Fund Budgetary Highlights**

Following approval of the budget prior to the beginning of the fiscal year, the District revises the annual operating budget in mid-year. The school district monitored the budget closely and proposed one budget revision in addition to the original adopted budget. These budget amendments typically fall into two categories:

- Implementing budgets for specially funded projects, which include both federal and state grants and reinstating unexpended funds being carried over.
- Increases in appropriations for significant unbudgeted costs.

Actual revenues were approximately \$298,000 less than expected from the budget, primarily due to a decrease in federal revenues received as the District anticipated more federal grant money would be spent.

The actual expenditures were approximately \$325,000 less than budgeted primarily due to less federal grant money being spent and a reduction in projects. Restricted safe schools fund balance ended with a positive balance of \$52,227. Restricted operating capital fund balance ended with a positive balance of \$1,160,379. Restricted long-term facilities maintenance fund balance ended with a positive balance of \$364,627. Restricted student activities fund balance ended with a positive balance of \$100,564. Restricted staff development fund balance ended with a positive balance of \$149,851.

**ROCKFORD AREA SCHOOLS  
INDEPENDENT SCHOOL DISTRICT NO. 883  
MANAGEMENT'S DISCUSSION AND ANALYSIS  
YEAR ENDED JUNE 30, 2020**

**DEBT SERVICE FUNDS**

The Debt Service Fund expenditures exceeded revenues by approximately \$88,996 for fiscal 2020.

**OTHER MAJOR FUNDS**

Revenue exceeded expenditures in the Food Service Fund by about \$71,425. Expenditures exceeded revenues in the Community Service Fund by approximately \$25,255.

**CAPITAL ASSET AND DEBT ADMINISTRATION**

**Capital Assets**

By the end of 2020, the District had invested approximately \$79,253,000 million in a broad range of capital assets (see Table A-7). (More detailed information about capital assets can be found in Note 4 to the financial statements.) Total depreciation expense for the year was \$2,141,050.

**Table A-7  
The District's Capital Assets**

	<u>2020</u>	<u>2019</u>	<u>Percentage Change</u>
Land	\$ 1,224,853	\$ 1,224,853	- %
Construction-in-Progress	-	10,660	(100.0)
Land Improvements	9,345,624	9,301,700	0.5
Buildings and Improvements	62,658,342	62,647,682	0.0
Equipment	6,024,459	5,744,769	4.9
Less: Accumulated Depreciation	(36,596,792)	(34,455,742)	6.2
Total	<u>\$ 42,656,486</u>	<u>\$ 44,473,922</u>	(4.1)

**ROCKFORD AREA SCHOOLS  
INDEPENDENT SCHOOL DISTRICT NO. 883  
MANAGEMENT'S DISCUSSION AND ANALYSIS  
YEAR ENDED JUNE 30, 2020**

**LONG-TERM LIABILITIES**

At year-end, the District had \$36,252,486 in general obligation bonds and net bond premium (discount) – a decrease of 30.8% from last year – as shown in Note 5 to the financial statements. The decrease is due to regular payments made on outstanding debt. The District also had an estimated \$41,510 in vacation and severance payable at June 30, 2020, a decrease of \$112,391 from June 30, 2019.

**Table A-8  
The District's Long-Term Liabilities**

	<u>2020</u>	<u>2019</u>	<u>Percentage Change</u>
General Obligation Bonds	\$ 34,735,000	\$ 37,965,000	(8.5)%
Net Bond Premium (Discount)	1,517,486	1,953,797	(22.3)
Obligations Under Capital Lease	6,038	-	N/A
Severance Benefits Payable	11,209	92,687	(87.9)
Compensated Absences Payable	30,301	61,214	(50.5)
Total	<u>\$ 36,300,034</u>	<u>\$ 40,072,698</u>	(9.4)
Long-Term Liabilities:			
Due within One Year	\$ 3,348,320	\$ 3,291,214	
Due in More than One Year	32,951,714	36,781,484	
Total	<u>\$ 36,300,034</u>	<u>\$ 40,072,698</u>	

**FACTORS BEARING ON THE DISTRICT'S FUTURE**

The District has made significant infrastructure and program enhancements to increase enrollment.

The District will need to monitor enrollment growth and continue to monitor the expenses associated with the new programs, to ensure they can be sustained.

**CONTACTING THE DISTRICT'S FINANCIAL MANAGEMENT**

This financial report is designed to provide our citizens, taxpayers, customers, and investors and creditors with a general overview of the District's finances and to demonstrate the District's accountability for the money it receives. If you have questions about this report or need additional financial information, contact the Business Office, Independent School District 883, 6051 Ash St., Rockford, Minnesota 55373.

**Bond Ratings**

The District's bonds presently carry a Standard & Poor's "AA-" rating.

**Limitations on Debt**

The state limits the amount of general obligation debt the District can issue to 15% of the assessed value of all taxable property within the District's corporate limits. Our outstanding debt is significantly below this limit – which is currently \$160 million.

## **BASIC FINANCIAL STATEMENTS**

**ROCKFORD AREA SCHOOLS  
INDEPENDENT SCHOOL DISTRICT NO. 883  
STATEMENT OF NET POSITION  
JUNE 30, 2020  
(WITH SUMMARIZED FINANCIAL INFORMATION AS OF JUNE 30, 2019)**

	Governmental	
	Activities	
	2020	2019
<b>ASSETS</b>		
Cash and Investments	\$ 9,934,852	\$ 9,663,814
Receivables:		
Property Taxes	4,421,760	4,058,697
Other Governments	2,319,437	2,226,591
Other	123,699	45,312
Due from Fiduciary Funds	57,388	40,589
Prepaid Items	34,322	19,065
Net OPEB Asset	463,149	624,025
Capital Assets:		
Land	1,224,853	1,224,853
Construction-in-Progress	-	10,660
Other Capital Assets, Net of Depreciation	41,431,633	43,238,409
Total Assets	<u>60,011,093</u>	<u>61,152,015</u>
<b>DEFERRED OUTFLOWS OF RESOURCES</b>		
Pension Related	8,613,987	12,426,409
OPEB Related	130,949	44,024
Total Deferred Outflows of Resources	<u>8,744,936</u>	<u>12,470,433</u>
<b>LIABILITIES</b>		
Salaries and Compensated Absences Payable	1,472,950	1,351,740
Accounts and Contracts Payable	98,366	214,140
Accrued Interest	490,245	551,620
Due to Other Governmental Units	29,077	340
Due to Other Minnesota School Districts	32,118	63,626
Unearned Revenue:		
Local Sources	127,403	97,526
Net Pension Liability	10,834,647	10,664,789
Long-Term Liabilities:		
Portion Due Within One Year	3,348,320	3,291,214
Portion Due in More Than One Year	32,951,714	36,781,484
Total Liabilities	<u>49,384,840</u>	<u>53,016,479</u>
<b>DEFERRED INFLOWS OF RESOURCES</b>		
Pension Related	13,316,869	16,436,461
OPEB Related	63,107	67,905
Property Taxes	7,723,638	7,614,817
Total Deferred Inflows of Resources	<u>21,103,614</u>	<u>24,119,183</u>
<b>NET POSITION (DEFICIT)</b>		
Net Investment in Capital Assets	6,404,000	4,555,125
Restricted for:		
General Fund Operating Capital Purposes	1,160,379	1,229,339
General Fund State-Mandated Restricted	669,315	522,177
Food Service	173,244	101,819
Community Service	263,465	209,457
Other Postemployment Benefits	463,149	624,025
Debt Service	609,979	538,852
Unrestricted	(11,475,956)	(11,294,008)
Total Net Position (Deficit)	<u>\$ (1,732,425)</u>	<u>\$ (3,513,214)</u>

See accompanying Notes to Basic Financial Statements.

**ROCKFORD AREA SCHOOLS  
INDEPENDENT SCHOOL DISTRICT NO. 883  
STATEMENT OF ACTIVITIES  
YEAR ENDED JUNE 30, 2020  
(WITH SUMMARIZED FINANCIAL INFORMATION FOR YEAR ENDED JUNE 30, 2019)**

Functions	2020				2019	
	Expenses	Program Revenues		Capital Grants and Contributions	Net (Expense)	Net (Expense)
		Charges for Services	Operating Grants and Contributions		Revenue and	Revenue and
					Changes in	Changes in
Total	Total	Net Position	Net Position	Total	Total	
				Governmental	Governmental	
				Activities	Activities	
<b>GOVERNMENTAL ACTIVITIES</b>						
Administration	\$ 1,061,872	\$ -	\$ 4	\$ -	\$ (1,061,868)	\$ (758,131)
District Support Services	1,104,485	-	-	257,787	(846,698)	(609,844)
Regular Instruction	10,986,545	350,715	1,246,051	15,918	(9,373,861)	(6,027,486)
Vocational Education Instruction	294,287	-	821	-	(293,466)	(153,155)
Special Education Instruction	2,600,831	-	2,270,247	-	(330,584)	(124,283)
Instructional Support Services	1,304,379	6,327	137,393	-	(1,160,659)	(636,430)
Pupil Support Services	2,963,532	20,000	581,932	-	(2,361,600)	(1,828,576)
Sites and Buildings	2,431,478	22,117	14,950	11,625	(2,382,786)	(1,899,130)
Fiscal and Other Fixed Cost Programs	101,606	-	-	-	(101,606)	(125,855)
Food Service	663,163	324,413	409,367	-	70,617	3,953
Community Service	1,220,850	882,059	150,083	-	(188,708)	(7,805)
Interest and Fiscal Charges on Long-Term Liabilities	827,628	-	-	-	(827,628)	(970,173)
Total School District	<u>\$ 25,560,656</u>	<u>\$ 1,605,631</u>	<u>\$ 4,810,848</u>	<u>\$ 285,330</u>	<u>(18,858,847)</u>	<u>(13,136,915)</u>
<b>GENERAL REVENUES</b>						
Property Taxes Levied for:						
General Purposes					3,564,830	2,208,000
Community Service					129,418	130,057
Debt Service					4,143,178	4,209,957
State Aid Not Restricted to Specific Purposes					12,501,318	12,144,346
Earnings on Investments					107,427	152,187
Gain on Sale of Capital Assets					-	36,310
Miscellaneous					193,465	226,162
Total General Revenues					<u>20,639,636</u>	<u>19,107,019</u>
<b>CHANGE IN NET POSITION</b>					1,780,789	5,970,104
Net Position - Beginning of Year					<u>(3,513,214)</u>	<u>(9,483,318)</u>
<b>NET POSITION - END OF YEAR</b>					<u>\$ (1,732,425)</u>	<u>\$ (3,513,214)</u>

**ROCKFORD AREA SCHOOLS  
INDEPENDENT SCHOOL DISTRICT NO. 883  
BALANCE SHEET  
GOVERNMENTAL FUNDS  
YEAR ENDED JUNE 30, 2020  
(WITH SUMMARIZED FINANCIAL INFORMATION AS OF JUNE 30, 2019)**

	Major Funds		
	General	Food Service	Community Service
<b>ASSETS</b>			
Cash and Investments	\$ 6,704,266	\$ 80,359	\$ 289,832
Receivables:			
Current Property Taxes	1,760,172	-	65,613
Delinquent Property Taxes	145,250	-	7,971
Accounts and Interest Receivable	43,328	60,929	8,395
Due from Other Minnesota School Districts	255,790	-	7,570
Due from Minnesota Department of Education	1,869,103	-	15,080
Due from Federal Government through Minnesota Department of Education	122,907	7,470	-
Due from Other Governmental Units	-	-	3,212
Due from Other Funds	54,869	-	2,519
Prepaid Items	-	34,322	-
Total Assets	<u>\$ 10,955,685</u>	<u>\$ 183,080</u>	<u>\$ 400,192</u>
<b>LIABILITIES, DEFERRED INFLOWS OF RESOURCES, AND FUND BALANCE</b>			
Liabilities:			
Salaries and Compensated Absences Payable	\$ 717,630	\$ -	\$ 33,898
Payroll Deductions and Employer Contributions Payable	721,422	-	-
Accounts and Contracts Payable	91,051	-	7,315
Due to Other Governmental Units	29,077	-	-
Due to Other Minnesota School Districts	32,118	-	-
Unearned Revenue	-	9,836	117,567
Total Liabilities	<u>1,591,298</u>	<u>9,836</u>	<u>158,780</u>
Deferred Inflows of Resources:			
Property Taxes Levied for Subsequent Year	3,340,919	-	130,442
Unavailable Revenue - Delinquent Taxes	145,250	-	7,971
Total Deferred Inflows of Resources	<u>3,486,169</u>	<u>-</u>	<u>138,413</u>
Fund Balance:			
Prepaid Items	-	34,322	-
Restricted:			
Student Activities	100,564	-	-
Staff Development	149,851	-	-
Operating Capital	1,160,379	-	-
Area Learning Center	-	-	-
Achievement & Integration	2,046	-	-
Safe Schools - Crime	52,227	-	-
Long-Term Facilities Maintenance	364,627	-	-
Community Education Programs	-	-	-
Early Childhood and Family Educations Programs	-	-	68,233
School Readiness	-	-	-
Other Restricted	-	138,922	34,766
Assigned:			
Q Comp	277,674	-	-
Greenhouse	38,180	-	-
Capital Projects	254,354	-	-
Scholarships	10,516	-	-
Unassigned	3,467,800	-	-
Total Fund Balance	<u>5,878,218</u>	<u>173,244</u>	<u>102,999</u>
Total Liabilities, Deferred Inflows of Resources, and Fund Balance	<u>\$ 10,955,685</u>	<u>\$ 183,080</u>	<u>\$ 400,192</u>

See accompanying Notes to Basic Financial Statements.

**ROCKFORD AREA SCHOOLS  
INDEPENDENT SCHOOL DISTRICT NO. 883  
BALANCE SHEET (CONTINUED)  
GOVERNMENTAL FUNDS  
YEAR ENDED JUNE 30, 2020  
(WITH SUMMARIZED FINANCIAL INFORMATION AS OF JUNE 30, 2019)**

Debt Service	Total Governmental Funds	
	2020	2019
\$ 2,860,395	\$ 9,934,852	\$ 9,663,814
2,192,115	4,017,900	3,833,633
250,639	403,860	225,064
11,047	123,699	45,312
-	263,360	138,560
38,305	1,922,488	1,969,817
-	130,377	118,214
-	3,212	-
-	57,388	40,589
-	34,322	19,065
<u>\$ 5,352,501</u>	<u>\$ 16,891,458</u>	<u>\$ 16,054,068</u>
\$ -	\$ 751,528	\$ 711,064
-	721,422	640,676
-	98,366	214,140
-	29,077	340
-	32,118	63,626
-	127,403	97,526
-	<u>1,759,914</u>	<u>1,727,372</u>
4,252,277	7,723,638	7,614,817
249,639	402,860	225,064
<u>4,501,916</u>	<u>8,126,498</u>	<u>7,839,881</u>
-	34,322	19,065
-	100,564	-
-	149,851	37,736
-	1,160,379	1,229,339
-	-	12,696
-	2,046	-
-	52,227	96,204
-	364,627	375,541
-	-	(76,563)
-	68,233	32,096
-	-	25,224
850,585	1,024,273	1,170,048
-	277,674	266,629
-	38,180	50,000
-	254,354	204,354
-	10,516	-
-	3,467,800	3,044,446
<u>850,585</u>	<u>7,005,046</u>	<u>6,486,815</u>
<u>\$ 5,352,501</u>	<u>\$ 16,891,458</u>	<u>\$ 16,054,068</u>

See accompanying Notes to Basic Financial Statements.



**ROCKFORD AREA SCHOOLS  
INDEPENDENT SCHOOL DISTRICT NO. 883  
RECONCILIATION OF THE BALANCE SHEET – GOVERNMENTAL FUNDS  
TO THE STATEMENT OF NET POSITION  
GOVERNMENTAL ACTIVITIES  
JUNE 30, 2020  
(WITH SUMMARIZED FINANCIAL INFORMATION AS OF JUNE 30, 2019)**

	2020	2019
<b>Total Fund Balance for Governmental Funds</b>	<b>\$ 7,005,046</b>	<b>\$ 6,486,815</b>
Total net position reported for governmental activities in the statement of net position is different because:		
Capital assets used in governmental funds are not financial resources and, therefore, are not reported in the funds. Those assets consist of:		
Land	1,224,853	1,224,853
Construction in Progress	-	10,660
Land Improvements, Net of Accumulated Depreciation	5,158,978	5,496,783
Buildings and Improvements, Net of Accumulated Depreciation	35,690,367	37,377,665
Equipment, Net of Accumulated Depreciation	582,288	363,961
OPEB trust contributions net of the OPEB liability and deferred outflows of resources recognized to date, are not current financial resources and, therefore, are not reported at fund level.		
	463,149	624,025
OPEB deferred outflows are reported only on the statement of net position.		
	130,949	44,024
OPEB deferred inflows are reported only on the statement of net position.		
	(63,107)	(67,905)
The District's net pension liability and related deferred inflows and outflows are recorded only on the statement of net position. Balances at year-end are:		
Net Pension Liability	(10,834,647)	(10,664,789)
Deferred Inflows of Resources - Pension Related	(13,316,869)	(16,436,461)
Deferred Outflows of Resources - Pension Contributions	8,613,987	12,426,409
Some of the District's property taxes will be collected after year-end, but are not available soon enough to pay for the current-period's expenditures and, therefore, are reported as deferred inflows of resources in the funds.		
	402,860	225,064
Interest on long-term debt is not accrued in governmental funds, but rather is recognized as an expenditure when due.		
	(490,245)	(551,620)
Long-term liabilities that pertain to governmental funds, including bonds payable, are not due and payable in the current period and, therefore, are not reported as fund liabilities. All liabilities - both current and long-term - are reported in the statement of net position. Balances at year-end are:		
Bonds Payable	(34,735,000)	(37,965,000)
Unamortized Premiums	(1,517,486)	(1,953,797)
Obligations Under Capital Lease	(6,038)	-
Severance Benefits Payable	(11,209)	(92,687)
Compensated Absences Payable	(30,301)	(61,214)
	\$ (1,732,425)	\$ (3,513,214)
Total Net Position of Governmental Activities	\$ (1,732,425)	\$ (3,513,214)

**ROCKFORD AREA SCHOOLS  
INDEPENDENT SCHOOL DISTRICT NO. 883  
STATEMENT OF REVENUES, EXPENDITURES, AND CHANGE IN FUND BALANCE  
GOVERNMENTAL FUNDS  
YEAR ENDED JUNE 30, 2020  
(WITH SUMMARIZED FINANCIAL INFORMATION FOR YEAR ENDED JUNE 30, 2019)**

	Major Funds		
	General	Food Service	Community Service
<b>REVENUES</b>			
Local Sources:			
Property Taxes	\$ 3,489,113	\$ -	\$ 126,087
Earnings on Investments	68,086	808	3,021
Other	578,011	324,413	882,059
State Sources	15,859,975	25,371	188,563
Federal Sources	753,619	383,996	-
Total Revenues	<u>20,748,804</u>	<u>734,588</u>	<u>1,199,730</u>
<b>EXPENDITURES</b>			
Current:			
Administration	1,081,428	-	-
District Support Services	1,038,789	-	-
Regular Instruction	8,414,790	-	-
Vocational Education Instruction	270,428	-	-
Special Education Instruction	2,474,534	-	-
Instructional Support Services	1,233,574	-	-
Pupil Support Services	2,930,610	-	-
Sites and Buildings	2,406,676	-	-
Fiscal and Other Fixed Cost Programs	101,606	-	-
Food Service	-	663,163	-
Community Service	-	-	1,220,110
Capital Outlay	239,571	-	10,488
Debt Service:			
Principal	-	-	3,019
Interest and Fiscal Charges	-	-	425
Total Expenditures	<u>20,192,006</u>	<u>663,163</u>	<u>1,234,042</u>
<b>EXCESS (DEFICIENCY) OF REVENUES OVER (UNDER) EXPENDITURES</b>	556,798	71,425	(34,312)
<b>OTHER FINANCING SOURCES (USES)</b>			
Proceeds from Sale of Equipment	4	-	-
Insurance Recovery Proceeds	4,255	-	-
Capital Lease Proceeds	-	-	9,057
Transfers In	-	-	-
Transfers Out	-	-	-
Total Other Financing Sources (Uses)	<u>4,259</u>	<u>-</u>	<u>9,057</u>
<b>NET CHANGE IN FUND BALANCE</b>	561,057	71,425	(25,255)
Fund Balance - Beginning of Year	<u>5,317,161</u>	<u>101,819</u>	<u>128,254</u>
<b>FUND BALANCE - END OF YEAR</b>	<u>\$ 5,878,218</u>	<u>\$ 173,244</u>	<u>\$ 102,999</u>

**ROCKFORD AREA SCHOOLS  
INDEPENDENT SCHOOL DISTRICT NO. 883  
STATEMENT OF REVENUES, EXPENDITURES, AND CHANGE IN FUND BALANCE (CONTINUED)  
GOVERNMENTAL FUNDS  
YEAR ENDED JUNE 30, 2020  
(WITH SUMMARIZED FINANCIAL INFORMATION FOR YEAR ENDED JUNE 30, 2019)**

Debt Service	Total Governmental Funds	
	2020	2019
\$ 4,044,430	\$ 7,659,630	\$ 6,445,955
35,512	107,427	152,187
-	1,784,483	2,206,926
386,376	16,460,285	16,124,021
-	1,137,615	762,063
<u>4,466,318</u>	<u>27,149,440</u>	<u>25,691,152</u>
-	1,081,428	1,039,842
-	1,038,789	784,618
-	8,414,790	8,009,026
-	270,428	213,003
-	2,474,534	2,455,292
-	1,233,574	1,134,873
-	2,930,610	2,610,625
-	2,406,676	2,021,987
-	101,606	125,855
-	663,163	760,506
-	1,220,110	1,305,557
-	250,059	372,995
3,230,000	3,233,019	3,050,000
<u>1,325,314</u>	<u>1,325,739</u>	<u>1,464,463</u>
<u>4,555,314</u>	<u>26,644,525</u>	<u>25,348,642</u>
(88,996)	504,915	342,510
-	4	31,310
-	4,255	4,255
-	9,057	-
-	-	12,257
-	-	(12,257)
<u>-</u>	<u>13,316</u>	<u>35,565</u>
(88,996)	518,231	378,075
<u>939,581</u>	<u>6,486,815</u>	<u>6,108,740</u>
<u>\$ 850,585</u>	<u>\$ 7,005,046</u>	<u>\$ 6,486,815</u>

See accompanying Notes to Basic Financial Statements.

**ROCKFORD AREA SCHOOLS  
INDEPENDENT SCHOOL DISTRICT NO. 883  
RECONCILIATION OF THE STATEMENT OF REVENUES, EXPENDITURES, AND  
CHANGE IN FUND BALANCE - GOVERNMENTAL FUNDS  
TO STATEMENT OF ACTIVITIES  
GOVERNMENTAL ACTIVITIES  
YEAR ENDED JUNE 30, 2020  
(WITH SUMMARIZED FINANCIAL INFORMATION FOR YEAR ENDED JUNE 30, 2019)**

	<u>2020</u>	<u>2019</u>
<b>Net Change in Fund Balance - Total Governmental Funds</b>	<b>\$ 518,231</b>	<b>\$ 378,075</b>
Amounts reported for governmental activities in the statement of activities are different because:		
Governmental funds report capital outlays as expenditures. However, in the statement of activities, assets are capitalized and the cost is allocated over their estimated useful lives and reported as depreciation expense.		
Capital Outlay	323,614	430,201
Depreciation Expense	(2,141,050)	(2,156,581)
Some capital asset additions are financed through capital leases. In governmental funds, a capital lease arrangement is considered a sources of financing, but in the statement of net position, the lease obligation is reported as a liability. Repayment of capital lease principal is an expenditure in the governmental funds, but repayment reduces the lease obligation in the statement of net position.		
Other Financing Sources - Capital Lease Proceeds	(9,057)	-
Principal Payments - Capital Lease	3,019	-
Payment of OPEB benefits are recognized as expenditures at the fund level while the change in the net prepaid OPEB obligation, deferred outflows of resources and deferred inflows of resources is recognized in the statement of net position.		
	(69,153)	(48,777)
Pension expenditures on the governmental funds are measured by current year employee contributions. Pension expenses on the statement of activities are measured by the change in net pension liability and the related deferred inflows and outflows of resources.		
	(862,688)	3,740,960
The governmental funds report bond proceeds as financing sources, while repayment of bond principal is reported as an expenditure. In the statement of net position, however, issuing debt increases long-term liabilities and does not affect the statement of activities and repayment of principal reduces the liability. Also, governmental funds report the effect of discounts and premiums when debt is first issued, whereas these amounts are amortized in the statement of activities. Interest is recognized as an expenditure in the governmental funds when it is due. In the statement of activities, however, interest expense is recognized as it accrues, regardless of when it is due. The net effect of these differences in the treatment of general obligation bonds and related items is as follows:		
Repayment of Bond Principal	3,230,000	3,050,000
Change in Accrued Interest Expense - General Obligation Bonds	61,375	57,979
Amortization of Bond Premium	436,311	436,311
Delinquent property taxes receivable will be collected this year, but are not available soon enough to pay for the current-period's expenditures and, therefore, are unavailable in the funds.		
	177,796	102,059
In the statement of activities, certain operating expenses - severance benefits and compensated absences - are measured by the amounts earned during the year. In the governmental funds, however, expenditures for these items are measured by the amount of financial resources used (essentially, the amounts actually paid).		
	<u>112,391</u>	<u>(20,123)</u>
Change in Net Position of Governmental Activities	<u>\$ 1,780,789</u>	<u>\$ 5,970,104</u>

**ROCKFORD AREA SCHOOLS  
INDEPENDENT SCHOOL DISTRICT NO. 883  
STATEMENT OF REVENUES, EXPENDITURES, AND CHANGE IN FUND BALANCE  
BUDGET AND ACTUAL  
GENERAL FUND  
YEAR ENDED JUNE 30, 2020**

	<u>Budgeted Amounts</u>		<u>Actual Amounts</u>	Over (Under)
	<u>Original</u>	<u>Final</u>		<u>Final Budget</u>
<b>REVENUES</b>				
Local Sources:				
Property Taxes	\$ 3,449,028	\$ 3,507,519	\$ 3,489,113	\$ (18,406)
Earnings on Investments	100,000	110,000	68,086	(41,914)
Other	601,150	598,251	578,011	(20,240)
State Sources	15,626,768	15,887,273	15,859,975	(27,298)
Federal Sources	877,595	943,639	753,619	(190,020)
Total Revenues	<u>20,654,541</u>	<u>21,046,682</u>	<u>20,748,804</u>	<u>(297,878)</u>
<b>EXPENDITURES</b>				
Current:				
Administration	1,113,646	1,032,916	1,081,428	48,512
District Support Services	878,111	997,718	1,038,789	41,071
Elementary and Secondary Regular Instruction	8,270,161	8,452,401	8,414,790	(37,611)
Vocational Education Instruction	290,986	256,719	270,428	13,709
Special Education Instruction	2,610,634	2,635,310	2,474,534	(160,776)
Instructional Support Services	1,379,801	1,458,145	1,233,574	(224,571)
Pupil Support Services	2,453,047	2,535,451	2,930,610	395,159
Sites and Buildings	2,412,116	2,705,421	2,406,676	(298,745)
Fiscal and Other Fixed Cost Programs	135,200	135,200	101,606	(33,594)
Capital Outlay	234,250	307,394	239,571	(67,823)
Total Expenditures	<u>19,777,952</u>	<u>20,516,675</u>	<u>20,192,006</u>	<u>(324,669)</u>
<b>EXCESS (DEFICIENCY) OF REVENUES OVER (UNDER) EXPENDITURES</b>	876,589	530,007	556,798	26,791
<b>OTHER FINANCING SOURCES</b>				
Proceeds from Sale of Equipment	-	-	4	4
Insurance Recovery Proceeds	-	-	4,255	4,255
Total Other Financing Sources	<u>-</u>	<u>-</u>	<u>4,259</u>	<u>4,259</u>
<b>NET CHANGE IN FUND BALANCE</b>	<u>\$ 876,589</u>	<u>\$ 530,007</u>	561,057	<u>\$ 31,050</u>
<b>FUND BALANCE</b>				
Beginning of Year			<u>5,317,161</u>	
End of Year			<u>\$ 5,878,218</u>	

**ROCKFORD AREA SCHOOLS  
INDEPENDENT SCHOOL DISTRICT NO. 883  
STATEMENT OF REVENUES, EXPENDITURES, AND CHANGE IN FUND BALANCE  
BUDGET AND ACTUAL  
MAJOR FOOD SERVICE FUND  
YEAR ENDED JUNE 30, 2020**

	<u>Budgeted Amounts</u>		<u>Actual Amounts</u>	<u>Over (Under) Final Budget</u>
	<u>Original</u>	<u>Final</u>		
<b>REVENUES</b>				
Local Sources:				
Earnings on Investments	\$ -	\$ -	\$ 808	\$ 808
Other - Primarily Meal Sales	491,298	479,923	324,413	(155,510)
State Sources	36,623	35,613	25,371	(10,242)
Federal Sources	286,377	297,005	383,996	86,991
Total Revenues	<u>814,298</u>	<u>812,541</u>	<u>734,588</u>	<u>(77,953)</u>
<b>EXPENDITURES</b>				
Current:				
Food Service	<u>801,240</u>	<u>793,936</u>	<u>663,163</u>	<u>(130,773)</u>
<b>NET CHANGE IN FUND BALANCE</b>	<u>\$ 13,058</u>	<u>\$ 18,605</u>	71,425	<u>\$ 52,820</u>
<b>FUND BALANCE</b>				
Beginning of Year			<u>101,819</u>	
End of Year			<u>\$ 173,244</u>	

**ROCKFORD AREA SCHOOLS  
INDEPENDENT SCHOOL DISTRICT NO. 883  
STATEMENT OF REVENUES, EXPENDITURES, AND CHANGE IN FUND BALANCE  
BUDGET AND ACTUAL  
MAJOR COMMUNITY SERVICE FUND  
YEAR ENDED JUNE 30, 2020**

	<u>Budgeted Amounts</u>		<u>Actual Amounts</u>	<u>Over (Under) Final Budget</u>
	<u>Original</u>	<u>Final</u>		
<b>REVENUES</b>				
Local Sources:				
Property Taxes	\$ 129,383	\$ 129,417	\$ 126,087	\$ (3,330)
Earnings on Investments	-	-	3,021	3,021
Other - Primarily Tuition and Fees	1,128,379	1,092,341	882,059	(210,282)
State Sources	<u>157,640</u>	<u>184,065</u>	<u>188,563</u>	<u>4,498</u>
Total Revenues	<u>1,415,402</u>	<u>1,405,823</u>	<u>1,199,730</u>	<u>(206,093)</u>
<b>EXPENDITURES</b>				
Current:				
Community Service	1,309,450	1,313,883	1,220,110	(93,773)
Capital Outlay	10,000	10,000	10,488	488
Debt Service:				
Principal	-	-	3,019	3,019
Interest and Fiscal Charges	<u>-</u>	<u>-</u>	<u>425</u>	<u>425</u>
Total Expenditures	<u>1,319,450</u>	<u>1,323,883</u>	<u>1,234,042</u>	<u>(89,841)</u>
<b>EXCESS (DEFICIENCY) OF REVENUES OVER (UNDER) EXPENDITURES</b>	<b>\$ 95,952</b>	<b>\$ 81,940</b>	<b>(34,312)</b>	<b>\$ (116,252)</b>
<b>OTHER FINANCING SOURCES</b>				
Capital Lease Proceeds	<u>-</u>	<u>-</u>	<u>9,057</u>	<u>9,057</u>
<b>NET CHANGE IN FUND BALANCE</b>	<b><u>\$ 95,952</u></b>	<b><u>\$ 81,940</u></b>	<b>(25,255)</b>	<b><u>\$ (107,195)</u></b>
<b>FUND BALANCE</b>				
Beginning of Year			<u>128,254</u>	
End of Year			<u>\$ 102,999</u>	

**ROCKFORD AREA SCHOOLS  
INDEPENDENT SCHOOL DISTRICT NO. 883  
STATEMENT OF FIDUCIARY NET POSITION  
FIDUCIARY FUNDS  
JUNE 30, 2020**

	Postemployment Benefits Irrevocable Trust Fund
<b>ASSETS</b>	
Negotiable Certificates of Deposit	\$ 955,000
Investments:	
Money Market	219,331
Interest Receivable	25,407
Total Assets	1,199,738
<b>LIABILITIES</b>	
Due to Primary Government	57,388
<b>NET POSITION</b>	
Restricted for Postemployment Benefits other than Pensions	\$ 1,142,350

**ROCKFORD AREA SCHOOLS  
 INDEPENDENT SCHOOL DISTRICT NO. 883  
 STATEMENT OF CHANGES IN FIDUCIARY NET POSITION  
 FIDUCIARY FUNDS  
 YEAR ENDED JUNE 30, 2020**

	<u>Postemployment Benefits Irrevocable Trust Fund</u>
<b>ADDITIONS</b>	
Investment Income:	
Interest and Dividends	\$ 27,079
Less Investment Expense	<u>(250)</u>
Net Investment Income	26,829
 <b>DEDUCTIONS</b>	
Benefit Payments	<u>57,388</u>
 <b>CHANGE IN NET POSITION</b>	 (30,559)
 Net Position - Beginning of Year	 <u>1,172,909</u>
 <b>NET POSITION - END OF YEAR</b>	 <u><u>\$ 1,142,350</u></u>

## **NOTES TO BASIC FINANCIAL STATEMENTS**

**ROCKFORD AREA SCHOOLS  
INDEPENDENT SCHOOL DISTRICT NO. 883  
NOTES TO BASIC FINANCIAL STATEMENTS  
JUNE 30, 2020**

**NOTE 1 SUMMARY OF SIGNIFICANT ACCOUNTING POLICIES**

**A. Basis of Presentation**

The financial statements of Independent School District No. 883 have been prepared in conformity with accounting principles generally accepted in the United States of America (GAAP) as applied to governmental units. The Governmental Accounting Standards Board (GASB) is the accepted standard setting body for establishing governmental accounting and financial reporting principles.

**B. Financial Reporting Entity**

Independent School District No. 883 (the District) is an instrumentality of the State of Minnesota established to function as an educational institution. The elected School Board (Board) is responsible for legislative and fiscal control of the District. A Superintendent is appointed by the Board and is responsible for administrative control of the District.

Accounting principles generally accepted in the United States of America (GAAP) require that the District's financial statements include all funds, departments, agencies, boards, commissions, and other organizations which are not legally separated from the District. In addition, the District's financial statements are to include all component units - entities for which the District is financially accountable.

Financial accountability includes such aspects as appointing a voting majority of the organization's governing body, significantly influencing the programs, projects, activities, or level of services performed or provided by the organization or receiving specific financial benefits from, or imposing specific financial burden on, the organization. There are no other entities for which the District is financially accountable.

**C. Basic Financial Statement Presentation**

The District-wide financial statements (i.e., the statement of net position and the statement of activities) display information about the reporting government as a whole. These statements include all the financial activities of the District.

The statement of activities demonstrates the degree to which the direct expenses of a given function or segment is offset by program revenues. Direct expenses are those that are clearly identifiable with a specific function or segment. Program revenues include charges to customers or applicants who purchase, use, or directly benefit from goods, services, or privileges provided by a given function or segment and grants and contributions that are restricted to meeting the operational or capital requirements of a particular function or segment. Taxes and other items not properly included among program revenues are reported instead as general revenues.

**ROCKFORD AREA SCHOOLS  
INDEPENDENT SCHOOL DISTRICT NO. 883  
NOTES TO BASIC FINANCIAL STATEMENTS  
JUNE 30, 2020**

**NOTE 1 SUMMARY OF SIGNIFICANT ACCOUNTING POLICIES (CONTINUED)**

C. Basic Financial Statement Presentation (Continued)

The District applies restricted resources first when an expense is incurred for purpose for which both restricted and unrestricted net position are available. Depreciation expense that can be specifically identified by function is included in the direct expenses of each function. Interest on long-term debt is considered an indirect expense and is reported separately on the statement of activities. Generally, the effect of material interfund activity has been removed from the District-wide financial statements.

Separate Fund financial statements are provided for governmental and fiduciary funds. Major individual governmental funds are reported as separate columns in the fund financial statements. Fiduciary funds are presented in the fiduciary fund financial statements by type: Postemployment Benefits Irrevocable Trust Fund. Since by definition, fiduciary fund assets are being held for the benefit of a third party and cannot be used for activities or obligations of the District, these funds would be excluded from the District-wide statements. The District has one trust fund.

D. Measurement Focus and Basis of Accounting

The accounting and financial reporting treatment applied is determined by its measurement focus and basis of accounting. The district-wide financial statements are reported using the economic resources measurement focus and the accrual basis of accounting, as are fiduciary fund financial statements. Revenues are recorded when earned and expenses are recorded when a liability is incurred, regardless of the timing of related cash flows. Property taxes are generally recognized as revenues in the fiscal year for which they are levied, except for amounts advance recognized in accordance with a statutory "tax shift" described later in these notes. Grants and similar items are recognized when all eligibility requirements imposed by the provider have been met.

Governmental fund financial statements are reported using the current financial resources measurement focus and the modified accrual basis of accounting. Under this basis of accounting transactions are recorded in the following manner:

**1. Revenue Recognition**

Revenue is recognized when it becomes measurable and available. "Measurable" means the amount of the transaction can be determined and "available" means collectible within the current period or soon enough thereafter to be used to pay liabilities of the current period. Property tax revenue is generally considered as available if collected within 60 days after year-end. State revenue is recognized in the year to which it applies according to Minnesota Statutes and GAAP. Minnesota Statutes include state aid funding formulas for specific fiscal years. Federal revenue is recorded in the year in which the related expenditure is made. Food service sales, community education tuition, and other miscellaneous revenue (except investment earnings) are recorded as revenues when received because they are generally not measurable until then. Investment earnings are recorded when earned because they are measurable and available. A six-month availability period is generally used for other fund revenue.

**ROCKFORD AREA SCHOOLS  
INDEPENDENT SCHOOL DISTRICT NO. 883  
NOTES TO BASIC FINANCIAL STATEMENTS  
JUNE 30, 2020**

**NOTE 1 SUMMARY OF SIGNIFICANT ACCOUNTING POLICIES (CONTINUED)**

D. Measurement Focus and Basis of Accounting (Continued)

**2. Recording of Expenditures**

Expenditures are generally recorded when a liability is incurred. However, expenditures are recorded as prepaid for approved disbursements or liabilities incurred in advance of the year in which the item is to be used. Principal and interest on long-term debt issues are recognized on their due dates.

Description of Funds

The existence of the various District funds has been established by the State of Minnesota, Department of Education. The accounts of the district are organized on the basis of funds, each of which is considered a separate accounting entity. A description of the funds included in this report is as follows:

*Major Governmental Funds*

General Fund

The General Fund is used to account for all financial resources except those required to be accounted for in another fund. It includes the general operations and pupil transportation activities of the district, as well as the capital related activities such as maintenance of facilities equipment purchases, health and safety projects, and disabled accessibility projects.

Food Service Special Revenue Fund

The Food Service Fund is used to account for food service revenues and expenditures. Revenues for the Food Service Fund are generated from user fees, federal reimbursements, and state aids.

Community Service Special Revenue Fund

The Community Service Fund is used to account for services provided to residents in the areas of recreation, civic activities, nonpublic pupils, veterans, adult or early childhood programs, K-6 extended day programs or other similar services. Revenues for the Community Service Fund are generated primarily from user fees, local property taxes and state aids.

Debt Service Fund

The Debt Service Fund is used to account for and report financial resources restricted, committed, or assigned to pay general long-term obligation bond principal, interest, and related costs. The regular debt service account is used for all general obligation bond debt service except for refunding bond issues, for which a separate refunding bond trust account is established.

**ROCKFORD AREA SCHOOLS  
INDEPENDENT SCHOOL DISTRICT NO. 883  
NOTES TO BASIC FINANCIAL STATEMENTS  
JUNE 30, 2020**

**NOTE 1 SUMMARY OF SIGNIFICANT ACCOUNTING POLICIES (CONTINUED)**

D. Measurement Focus and Basis of Accounting (Continued)

*Private Purpose Trust Fund*

Postemployment Benefits Irrevocable Trust Fund

This trust fund is used for reporting resources set aside and held in an irrevocable trust arrangement for postemployment benefits. District contributions to this fund must be expensed to an operating fund.

E. Budgeting

Budgets presented in this report for comparison to actual amounts are presented in accordance with GAAP. Each June, the School Board adopts an annual budget for the following fiscal year for the General, Food Service, Community Service, Building Construction, and Debt Service Funds. The approved budget is published in summary form in the District's legal newspaper. Reported budget amounts represent the amended budget as adopted by the School Board. Legal budgetary control is at the fund level.

Procedurally, in establishing the budgetary data reflected in these financial statements, the Superintendent submits to the School Board prior to July 1, a proposed operating budget for the fiscal year commencing July 1. The operating budget includes proposed expenditures and the means to finance them. The budget is legally enacted by School Board action. Revisions to budgeted amounts must be approved by the School Board.

Total fund expenditures in excess of the budget require approval of the School Board. Spending control is established by the amount of expenditures budgeted for the fund, but management control is exercised at line item levels.

Budgeted amounts include mid-year budget amendments that increased or decreased revenue and expenditure budgets as follows:

<u>Revenues</u>	<u>Original Budget</u>	<u>Amendments</u>	<u>Amended Budget</u>
General Fund	\$ 20,654,541	\$ 392,141	\$ 21,046,682
Special Revenue Funds:			
Food Service Fund	814,298	(1,757)	812,541
Community Service Fund	1,415,402	(9,579)	1,405,823
 <u>Expenditures</u>			
General Fund	\$ 19,777,952	\$ 738,723	\$ 20,516,675
Special Revenue Funds:			
Food Service Fund	801,240	(7,304)	793,936
Community Service Fund	1,319,450	4,433	1,323,883

**ROCKFORD AREA SCHOOLS  
INDEPENDENT SCHOOL DISTRICT NO. 883  
NOTES TO BASIC FINANCIAL STATEMENTS  
JUNE 30, 2020**

**NOTE 1 SUMMARY OF SIGNIFICANT ACCOUNTING POLICIES (CONTINUED)**

E. Budgeting (Continued)

Budget provisions for the Debt Service Fund are set by state law governing required debt service levels.

At the end of each fiscal year, if the General Fund has a net unassigned deficit fund balance, calculated in accordance with the uniform financial accounting and reporting standards for Minnesota school districts which excludes certain restricted amounts specified in Minnesota Statutes, exceeding 2.5% of expenditures, a condition referred to as "statutory operating debt" exists. That debt requires retirement through the accumulation of subsequent operating surpluses in accordance with a "special operating plan" approved by the Commissioner of the Department of Education.

F. Cash and Investments

Cash balances from all funds are combined and invested to the extent available in various securities as authorized by Minnesota Statutes. Earnings from the pooled investments are allocated to the respective funds on the basis of applicable cash balance participation by each fund.

Investments are stated at their fair value as determined by quoted market prices, except for money market investments and participating interest-earning investment contracts that have a remaining maturity at time of purchase of one year or less which are recorded at amortized cost, provided that the fair value of those investments is not significantly affected by the impairment of the credit standing of the issuer or by other factors. Money market investments are short-term, highly liquid debt instruments including commercial paper, Bankers' acceptances, and U.S. Treasury and agency obligations.

G. Accounts Receivable

Represents amounts receivable from individuals, firms, and corporations for goods and services furnished by the District. No substantial losses are anticipated from present receivable balances, therefore, no allowance for uncollectible accounts is deemed necessary.

**ROCKFORD AREA SCHOOLS  
INDEPENDENT SCHOOL DISTRICT NO. 883  
NOTES TO BASIC FINANCIAL STATEMENTS  
JUNE 30, 2020**

**NOTE 1 SUMMARY OF SIGNIFICANT ACCOUNTING POLICIES (CONTINUED)**

H. Property Taxes

Property tax levies are established by the School Board in December each year and are certified to the County for collection the following calendar year. In Minnesota, counties act as collection agents for all property taxes and are responsible for spreading all levies over taxable property. Such taxes become a lien on January 1. Taxes are generally due on May 15 and October 15 and counties generally remit taxes to Districts at periodic intervals as they are collected. A portion of property taxes levied is paid through state credits which are included in revenue from state sources in the financial statements.

Generally, tax revenue is recognized in the fiscal year ending June 30, following the calendar year in which the tax levy is collectible, while the current calendar year tax levy is recorded as deferred inflows of resources (property taxes levied for subsequent year). The majority of District revenue in the General Fund (and to a lesser extent in the District's Community Service Special Revenue Fund) is determined annually by statutory funding formulas. The total revenue allowed by these formulas is then allocated between taxes and state aids by the Legislature based on education funding priorities. Changes in this allocation are periodically accompanied by a change in property tax revenue recognition referred to as the "tax shift."

In accordance with state law, the current tax shift consists of an amount equal to 31% of the District's 2000 Pay 2001 operating referendum levy (frozen at \$108,596) for the District. Certain other portions of the District's 2019 pay 2020 levy, normally revenue for the 2020-21 fiscal year are also advance recognized as of June 30, 2020, as required by state statute to match revenue with the same fiscal year as the related expenditures.

Taxes that remain unpaid are classified as delinquent taxes receivable. Revenue from these delinquent property taxes that is not collected within 60 days of year-end is deferred because it is not known to be available to finance the operations of the District in the current year. No allowance for uncollectible taxes has been provided as such amounts are not expected to be material. Current levies of local taxes, less the amount recognized as revenue in the current period, including portions assumed by the state which will be recognized as revenue in the next fiscal year beginning July 1, 2020 are included in Property Taxes Levied for Subsequent Year to indicate that, while they are current assets, they will not be recognized as revenue until the following year.

**ROCKFORD AREA SCHOOLS  
INDEPENDENT SCHOOL DISTRICT NO. 883  
NOTES TO BASIC FINANCIAL STATEMENTS  
JUNE 30, 2020**

**NOTE 1 SUMMARY OF SIGNIFICANT ACCOUNTING POLICIES (CONTINUED)**

I. Capital Assets

Capital assets are capitalized at historical cost, or estimated historical cost for assets where actual historical cost is not available. Donated assets are recorded as capital assets at their acquisition value at the date of donation. The District maintains a threshold level of \$5,000 or more for capitalizing capital assets. The cost of normal maintenance and repairs that do not add to the value of the asset or materially extend asset lives are not capitalized.

Capital assets are recorded in the District-wide financial statement, but are not reported in the Fund financial statements. Capital assets are depreciated using the straight-line method over their estimated useful lives. Since surplus assets are sold for an immaterial amount when declared as no longer needed for public school purpose by the District, no salvage value is taken into consideration for depreciation purposes. Useful lives vary from 20 to 50 years for land improvements and buildings, and 5 to 15 years for equipment.

Capital assets not being depreciated include land and construction in progress.

The District does not possess any material amounts of infrastructure capital assets. Items such as sidewalks and other land improvements are considered to be part of the cost of buildings or other improvable property.

J. Deferred Outflows of Resources

In addition to assets, the statement of financial position reports a separate section for deferred outflows of resources. This separate financial statement element represents a consumption of net position that applies to a future period. The District will not recognize the related outflow until a future event occurs.

K. Long-Term Obligations

In the District-wide financial statements, long-term debt and other long-term obligations are reported as liabilities in the applicable governmental activities. Bonds payable are reported net of applicable premiums and discounts which are amortized over the life of the bonds using the effective interest method.

In the fund financial statements, governmental fund types recognize bond premiums and discounts during the current period. The face amount of debt issued is reported as other financing sources. Premiums received on debt issuances are reported as other financing sources while discounts on debt issuances are reported as other financing uses.

L. Accrued Employee Benefits

Vacation Pay

The District's twelve-month employees are entitled to annual vacations. These benefits are reported as liabilities in the District-wide financial statements and as expenditures when taken in the fund financial statements.

**ROCKFORD AREA SCHOOLS  
INDEPENDENT SCHOOL DISTRICT NO. 883  
NOTES TO BASIC FINANCIAL STATEMENTS  
JUNE 30, 2020**

**NOTE 1 SUMMARY OF SIGNIFICANT ACCOUNTING POLICIES (CONTINUED)**

L. Accrued Employee Benefits (Continued)

Sick Pay

Substantially all district employees are entitled to sick leave at various rates. For certain employees, unused sick leave is a factor in the calculation of an employee's severance pay upon retirement.

Severance and Health Benefits

Severance and health benefits consist of lump sum early retirement incentive payments and postemployment health care benefits. Accounting policies for severance and health benefits are described below.

**1. Severance and Convertible Sick Leave**

The District maintains various severance payment plans for its employee groups. Each employee group plan contains benefit formulas based on years of service and/or minimum age requirements and unused accumulated sick leave upon termination subject to certain conditions. No employee can receive severance payments exceeding one year's salary. If retirement occurs by year-end, the related benefits are included with salaries and other compensated absences as a current liability. Effective for contracts beginning July 1, 2005, the District provides Health Care Savings Account contributions based upon contract agreements. These amounts, to the extent applicable, are included in the calculation of severance liability.

**2. Other Postemployment Benefits Payable**

For purposes of measuring the net OPEB liability (asset), deferred outflows of resources and deferred inflows of resources related to OPEB, and OPEB expense, information about the fiduciary net position of the District and additions to/deductions from the District's fiduciary net position have been determined on the same basis as they are reported by the District. For this purpose, the District recognizes benefit payments when due and payable in accordance with the benefit terms. Investments are reported at fair value, except for money market investments and participating interest-earning investment contracts that have a maturity at the time of purchase of one year or less, which are reported at cost.

M. Deferred Inflows of Resources

In addition to liabilities, the financial statements will sometimes report a separate section for deferred inflows of resources. This separate financial statement element, deferred inflows of resources, represents an acquisition of net position that applies to a future period(s) and so will not be recognized as an inflow of resources (revenue) until that time.

**ROCKFORD AREA SCHOOLS  
INDEPENDENT SCHOOL DISTRICT NO. 883  
NOTES TO BASIC FINANCIAL STATEMENTS  
JUNE 30, 2020**

**NOTE 1 SUMMARY OF SIGNIFICANT ACCOUNTING POLICIES (CONTINUED)**

N. Unearned Revenue

Unearned revenues are those in which resources are received by the District before it has legal claim to them. The District has reported unearned revenues for the unearned grant revenue, charges for services and school lunch deposits.

O. Pensions

For purposes of measuring the net pension liability, deferred outflows/inflows of resources, and pension expense, information about the fiduciary net position of the Public Employees Retirement Association (PERA) and Teachers Retirement Association (TRA) and additions to/deductions from PERA's and TRA's fiduciary net position have been determined on the same basis as they are reported by PERA and TRA. For this purpose, plan contributions are recognized as of employer payroll paid dates and benefit payments and refunds are recognized when due and payable in accordance with the benefit terms. Investments are reported at fair value.

P. Fund Balance

In the fund financial statements, governmental funds report nonspendable portions of fund balance related to prepaids, inventories, long-term receivables, and corpus on any permanent fund. Nonspendable portions of fund balance are related to prepaid items and inventory. Restricted funds are constrained from outside parties (statute, grantors, bond agreements, etc.). Committed fund balances are established and modified by a resolution approved by the Board of Education. The Board of Education passed a resolution authorizing the Superintendent and Business Manager to assign fund balances and their intended uses. Unassigned fund balances are considered the remaining amounts. When an expenditure is incurred for purposes for which both restricted and unrestricted fund balance is available, it is the District's policy to use restricted first, then unrestricted fund balance. When an expenditure is incurred for purposes for which committed, assigned, and unassigned amounts are available, it is the District's policy to use committed first, then assigned, and finally unassigned amounts.

It is also the District's policy to strive to maintain a minimum unassigned fund balance in the General Fund of 8% of the General Fund annual expenditure budget.

Q. Net Position

Net position represents the difference between assets and deferred outflows of resources, liabilities and deferred inflows of resources in the District-wide and Fiduciary Fund financial statements. Net Investment in Capital Assets consists of capital assets, net of accumulation depreciation, reduced by the outstanding balance of any long-term debt used to build or acquire the capital assets. Net position is reported as restricted in the District-wide financial statement when there are limitations imposed on their use through external restrictions imposed by creditors, grantors, laws or regulations of other governments.

**ROCKFORD AREA SCHOOLS  
INDEPENDENT SCHOOL DISTRICT NO. 883  
NOTES TO BASIC FINANCIAL STATEMENTS  
JUNE 30, 2020**

**NOTE 1 SUMMARY OF SIGNIFICANT ACCOUNTING POLICIES (CONTINUED)**

R. Comparative Data

The basic financial statements include certain prior-year summarized comparative information in total but not at the level of detail required for a presentation in conformity with generally accepted accounting principles. Accordingly, such information should be read in conjunction with the government's financial statements for the year ended June 30, 2019, from which the summarized information was derived.

**NOTE 2 STEWARDSHIP AND ACCOUNTABILITY**

A. Due to/from Other Funds

	Payable Fund
	OPEB Trust
	Fund
Receivable Fund:	
General Fund	\$ 54,869
Community Service Fund	2,519
Total	\$ 57,388

The amount due to the General and Community Service Fund from the OPEB Trust Fund relates to OPEB expenditures paid by the General and Community Service Fund to be reimbursed by the Trust.

**ROCKFORD AREA SCHOOLS  
INDEPENDENT SCHOOL DISTRICT NO. 883  
NOTES TO BASIC FINANCIAL STATEMENTS  
JUNE 30, 2020**

**NOTE 3 DEPOSITS AND INVESTMENTS**

A. Deposits

The District maintains a cash and investment pool that is available for use by all funds. Each fund type's portion of this pool is displayed on the balance sheet as "Cash and Investments." The District does have an investment policy which follows Minnesota Statutes. The District maintains deposits at financial institutions which are authorized by the School District's Board.

**Custodial Credit Risk** – Custodial credit risk for deposits is the risk that in the event of a bank failure, the School District's deposits may not be returned to it. The School District does not have a deposit policy for custodial credit risk and follows Minnesota Statutes for deposits. Minnesota Statutes require that all deposits be protected by insurance, surety bond, or collateral. The market value of collateral pledged must equal 110% of the deposits not covered by insurance or corporate surety bonds. Authorized collateral include: U.S. government treasury bills, notes, or bonds; issues of a U.S. government agency; general obligations of a state or local government rated "A" or better; revenue obligations of a state or local government rated "AA" or better; irrevocable standby letter of credit issued by a Federal Home Loan Bank; and time deposits insured by a federal agency. Minnesota Statutes require securities pledged as collateral be held in safekeeping in a restricted account at the Federal Reserve Bank or at an account at a trust departments of a commercial bank or other financial institution not owned or controlled by the depository.

The District's deposits in banks at June 30, 2020 were entirely covered by federal depositories insurance or by surety bonds and collateral in accordance with Minnesota Statutes.

B. Investments

The District may also invest idle funds as authorized by Minnesota Statutes as follows:

- Direct obligations or obligations guaranteed by the United States or its agencies
- Shares of investment companies registered under the Federal Investment Company Act of 1940 and received the highest credit rating, is rated in one of the two highest rating categories by a statistical rating agency, and all of the investments have a final maturity of thirteen months or less
- General obligations rated "A" or better; revenue obligations rated "AA" or better
- General obligations of the Minnesota Housing Finance Agency rate "A" or better
- Bankers' acceptances of United States banks eligible for purchase by the Federal Reserve System

**ROCKFORD AREA SCHOOLS  
INDEPENDENT SCHOOL DISTRICT NO. 883  
NOTES TO BASIC FINANCIAL STATEMENTS  
JUNE 30, 2020**

**NOTE 3 DEPOSITS AND INVESTMENTS (CONTINUED)**

B. Investments (Continued)

- Commercial paper issued by United States banks corporations or their Canadian subsidiaries, of highest quality category by a least two nationally recognized rating agencies, and maturing in 270 days or less
- Guaranteed investment contracts guaranteed by United States commercial banks or domestic branches of foreign banks or United States insurance companies if similar debt obligations of the issuer or the collateral pledged by the issuer is in the top two rating categories
- Repurchase or reverse purchase agreement and securities lending agreements financial institutions qualified as a “depository” by the government entity, with banks that are members of the Federal Reserve System with capitalization exceeding \$10,000,000, a primary reporting dealer in U.S. government securities to the Federal Reserve Bank of New York, or certain Minnesota securities broker-dealers

At June 30, 2020, the District’s investment balances were as follows:

Type	Amount
Nonnegotiable Certificates of Deposit	\$ 3,256,900
MN Trust Investment Shares	4,249,096
MN Trust Term Series	1,000,000
MN Trust Limited Term Duration Series	532,850
<b>OPEB Trust</b>	
MN Trust Investment Shares	219,331
Total	\$ 9,258,177

**Interest Rate Risk** – Interest rate risk is the risk that changes in interest rates will adversely affect the fair value of an investment. Generally, the longer the maturity of an investment, the greater the sensitivity of its fair value to changes in market interest rates. Information about the sensitivity of the fair values of the District’s investments to market interest rate risk fluctuations is provided by the following table that shows the distribution of the District’s investments by maturity:

Type	Total	12 Months or Less	13 to 24 Months	24 Months or More
Nonnegotiable Certificates of Deposit	\$ 3,256,900	\$ 3,018,600	\$ 238,300	\$ -
MN Trust Investment Shares	4,249,096	4,249,096	-	-
MN Trust Term Series	1,000,000	1,000,000	-	-
MN Trust Limited Term Duration Series	532,850	532,850	-	-
<b>OPEB Trust</b>				
MN Trust Investment Shares	219,331	219,331	-	-
Total	\$ 9,258,177	\$ 9,019,877	\$ 238,300	\$ -

**ROCKFORD AREA SCHOOLS  
INDEPENDENT SCHOOL DISTRICT NO. 883  
NOTES TO BASIC FINANCIAL STATEMENTS  
JUNE 30, 2020**

**NOTE 3 DEPOSITS AND INVESTMENTS (CONTINUED)**

B. Investments (Continued)

**Credit Risk** – Credit risk is the risk that an issuer of an investment will not fulfill its obligation to the holder of the investment. This is measured by the assignment of a rating by a nationally recognized statistical rating organization. The following chart summarizes year-end ratings for the District’s investments as rated by Standard & Poor’s:

Type	Credit Quality Rating	Amount
Nonnegotiable Certificate of Deposits	NR	\$ 3,256,900
MN Trust Investment Shares	AAA+	4,249,096
MN Trust Term Series	AAA+	1,000,000
MN Trust Limited Term Duration Series	AAA+	532,850
<b>OPEB Trust</b>		
MN Trust Investment Shares	AAA+	219,331
Total		<u>\$ 9,258,177</u>

**Custodial Credit Risk** – For an investment, custodial risk is the risk that, in the event of failure of the counterparty, the School District will not be able to recover the value of its investment or collateral securities that are in the possession of an outside party. The District’s bond documents require insurance of all balances held with each investment account. As of June 30, 2020, the investment balances were fully covered by insurance.

The District’s deposits (\$1,851,006) and investments (\$9,258,177) are presented in the financial statements as follows:

Cash and Investments - Statement of Net Position	\$ 9,934,852
Cash and Investments - Statement of Fiduciary Net Position	1,174,331
Total Cash and Investments	<u>\$ 11,109,183</u>

C. Fair Value Measurements

The District uses fair value measurements to record fair value adjustments to certain assets and liabilities and to determine fair value disclosures.

The District follows an accounting standard that defines fair value, establishes a framework for measuring fair value, establishes a fair value hierarchy based on the quality of inputs used to measure fair value, and requires expanded disclosures about fair value measurements. In accordance with this standard, the District has categorized its investments, based on the priority of the inputs to the valuation technique, into a three-level fair value hierarchy. The fair value hierarchy gives the highest priority to quoted prices in active markets for identical assets or liabilities (Level 1) and the lowest priority to unobservable inputs (Level 3). If the inputs used to measure the financial instruments fall within different levels of the hierarchy, the categorization is based on the lowest level input that is significant to the fair value measurement of the instrument.

**ROCKFORD AREA SCHOOLS  
INDEPENDENT SCHOOL DISTRICT NO. 883  
NOTES TO BASIC FINANCIAL STATEMENTS  
JUNE 30, 2020**

**NOTE 3 DEPOSITS AND INVESTMENTS (CONTINUED)**

C. Fair Value Measurements (Continued)

Financial assets and liabilities recorded on the combined statements of financial position are categorized based on the inputs to the valuation techniques as follows:

*Level 1* – Financial assets and liabilities are valued using inputs that are unadjusted quoted prices in active markets accessible at the measurement date of identical financial assets and liabilities. The inputs include those traded on an active exchange, such as the New York Stock Exchange, as well as U.S. Treasury and other U.S. government and agency mortgage-backed securities that are traded by dealers or brokers in active over-the-counter markets.

*Level 2* – Financial assets and liabilities are valued based on quoted prices for similar assets, or inputs that are observable, either directly or indirectly for substantially the full term through corroboration with observable market data.

*Level 3* – Financial assets and liabilities are valued using pricing inputs which are unobservable for the asset, inputs that reflect the reporting entity’s own assumptions about the assumptions market participants and would use in pricing the asset.

Assets measured at fair value on a recurring basis:

<u>Type</u>	<u>Level 1</u>	<u>Level 2</u>	<u>Level 3</u>	<u>Total</u>
Nonnegotiable Certificates of Deposit	\$ -	\$ 3,256,900	\$ -	\$ 3,256,900

**ROCKFORD AREA SCHOOLS  
INDEPENDENT SCHOOL DISTRICT NO. 883  
NOTES TO BASIC FINANCIAL STATEMENTS  
JUNE 30, 2020**

**NOTE 4 CAPITAL ASSETS**

Capital asset activity for the year ended June 30, 2020 was as follows:

	Beginning Balance	Increases	Decreases	Ending Balance
<b>Governmental Activities</b>				
Capital Assets, Not Being Depreciated:				
Land	\$ 1,224,853	\$ -	\$ -	\$ 1,224,853
Construction in Progress	10,660	-	(10,660)	-
Total Capital Assets, Not Being Depreciated	<u>1,235,513</u>	-	(10,660)	<u>1,224,853</u>
Capital Assets, Being Depreciated:				
Land Improvements	9,301,700	43,924	-	9,345,624
Buildings and Improvements	62,647,682	10,660	-	62,658,342
Equipment	5,744,769	279,690	-	6,024,459
Total Capital Assets, Being Depreciated	<u>77,694,151</u>	<u>334,274</u>	-	<u>78,028,425</u>
Accumulated Depreciation for:				
Land Improvements	(3,804,917)	(381,729)	-	(4,186,646)
Buildings and Improvements	(25,270,017)	(1,697,958)	-	(26,967,975)
Equipment	(5,380,808)	(61,363)	-	(5,442,171)
Total Accumulated Depreciation	<u>(34,455,742)</u>	<u>(2,141,050)</u>	-	<u>(36,596,792)</u>
Total Capital Assets, Being Depreciated, Net	<u>43,238,409</u>	<u>(1,806,776)</u>	-	<u>41,431,633</u>
Governmental Activities Capital Assets, Net	<u>\$ 44,473,922</u>	<u>\$ (1,806,776)</u>	<u>\$ (10,660)</u>	<u>\$ 42,656,486</u>

Depreciation expense was charged to functions of the District as follows:

<b>Governmental Activities</b>	
Regular Instruction	\$ 1,923,549
Pupil Support Services	345
Sites and Buildings	216,136
Community Service	1,020
Total Depreciation Expense, Governmental Activities	<u>\$ 2,141,050</u>

**ROCKFORD AREA SCHOOLS  
INDEPENDENT SCHOOL DISTRICT NO. 883  
NOTES TO BASIC FINANCIAL STATEMENTS  
JUNE 30, 2020**

**NOTE 5 LONG-TERM LIABILITIES**

A. Components of Long-Term Debt

Issue Date	Net Interest Rate	Original Issue	Final Maturity	Principal Outstanding	
				Due Within One Year	Total
2010	2.00% - 3.50%	\$ 1,875,000	2/1/2025	\$ 130,000	\$ 700,000
2013	2.00%	26,890,000	2/1/2029	325,000	24,990,000
2015	5.00%	17,690,000	2/1/2023	2,860,000	9,045,000
Total General Obligation Bonds				3,315,000	34,735,000
Bond Premium - Net				-	1,517,486
Lease Purchase Obligations:					
RCC Treadmill Lease				3,019	6,038
Severance Benefits Payable				-	11,209
Compensated Absences Payable				30,301	30,301
Total				<u>\$ 3,348,320</u>	<u>\$ 36,300,034</u>

B. Minimum Debt Payments

Minimum annual principal and interest payments required to retire long-term debt, not including severance, other postemployment benefits payable, or other compensated absences are as follows:

Year Ending June 30,	General Obligation Bonds Payable		Capital Leases Payable	
	Principal	Interest	Principal	Interest
2021	\$ 3,315,000	\$ 1,176,588	\$ 3,019	\$ 425
2022	3,465,000	1,023,188	3,019	425
2023	3,630,000	861,900	-	-
2024	3,990,000	692,300	-	-
2025	3,985,000	591,100	-	-
2026 - 2029	16,350,000	1,222,750	-	-
Total	<u>\$ 34,735,000</u>	<u>\$ 5,567,826</u>	<u>\$ 6,038</u>	<u>\$ 850</u>

**ROCKFORD AREA SCHOOLS  
INDEPENDENT SCHOOL DISTRICT NO. 883  
NOTES TO BASIC FINANCIAL STATEMENTS  
JUNE 30, 2020**

**NOTE 5 LONG-TERM LIABILITIES (CONTINUED)**

C. Description of Long-Term Debt

General Obligation School Building Bonds

These bonds were issued to finance acquisition, construction, and/or improvement of capital facilities or to refinance (refund) previous bond issues. Assets of the Debt Service Fund, together with scheduled future ad valorem tax levies, are dedicated for the retirement of these bonds. Total deferred tax levies available to retire bond principal and interest payable at June 30, 2020 are \$42,317,966. These levies are subject to reduction if fund balance amounts exceed limitations imposed by Minnesota law.

In November 2015, the District issued \$17,690,000 General Obligation School Building Refunding Bonds, Series 2015A. The Bonds were issued for a current refunding of: 2006A General Obligation School Building Refunding Bonds of \$21,265,000. The total gross savings to the District attributable to the refunding and defeasance of these bonds is \$2,361,656 with a net present value savings of \$2,221,212.

Capital Lease Obligations

On July 30, 2019, the District entered into a lease agreement to finance three treadmills. The total lease was for \$9,057 which matures June 30, 2022. The District is to make monthly payments of \$287.

The assets acquired through a capital lease, is summarized as follows:

Equipment	\$ 9,057
Less: Accumulated Depreciation	<u>(1,020)</u>
Total	<u><u>\$ 8,037</u></u>

Severance Benefits Payable

Severance benefits payable consist of administrator experience benefits and other severance pay. Severance benefits have been paid by the General and Special Revenue Funds. Annual payments to retire the severance benefits liability have not been determined and will depend on actual employee turnover.

During fiscal 2005, the District initiated a Health Reimbursement Plan. The purpose of the Plan is to provide certain Employees with an opportunity to receive reimbursement for certain Health Care Expenses as provided in the Plan. It is the intention of the Adopting Employer that the benefits payable under this Plan be eligible for exclusion from the gross income of Participants as provided by Sections 105(b) and 106 of the Code. In addition, it is the intention of the Adopting Employer that the Plan qualify as a Health Reimbursement Arrangement (HRA) under IRS Revenue Ruling 2002-41 (June 26, 2002) and IRS Notice 2002-45 (June 26, 2002).

**ROCKFORD AREA SCHOOLS  
INDEPENDENT SCHOOL DISTRICT NO. 883  
NOTES TO BASIC FINANCIAL STATEMENTS  
JUNE 30, 2020**

**NOTE 5 LONG-TERM LIABILITIES (CONTINUED)**

D. Changes in Long-Term Debt

	June 30, 2019	Net Additions	Retirements	June 30, 2020
Bonds Payable	\$ 37,965,000	\$ -	\$ (3,230,000)	\$ 34,735,000
Bond Premium	1,953,797	-	(436,311)	1,517,486
Lease Purchase Obligations	-	9,057	(3,019)	6,038
Severance Benefits Payable	92,687	318	(81,796)	11,209
Compensated Absences				
Payable - Net	61,214	5,311	(36,224)	30,301
Total	<u>\$ 40,072,698</u>	<u>\$ 14,686</u>	<u>\$ (3,787,350)</u>	<u>\$ 36,300,034</u>

**NOTE 6 RESTRICTED FUND BALANCES**

A. Restricted for Student Activities

Represents available resources to be used for extracurricular activity funds raised by students.

B. Restricted for Staff Development

The fund balance restriction represents accumulated unspent staff development dollars.

C. Restricted for Operating Capital

The District levies taxes and receives state aid to be used for the purchase of equipment or facilities. The cumulative excess of such revenues over equipment and facilities expenditures is reported as a restriction of fund balance in the General Fund.

D. Restricted for Achievement and Integration

The unspent resources available from the achievement and integration program must be restricted and spent on the students that generated the revenue in the current year.

E. Restricted for Safe Schools

This restriction represents the unspent resources from the crime levy to be used for crime prevention, student and staff safety, and violence prevention measures.

F. Restricted for Long-term Facilities Maintenance (LTFM)

This restriction represents available resources to be used for LTFM projects in accordance with the 10-year capital plan.

**ROCKFORD AREA SCHOOLS  
INDEPENDENT SCHOOL DISTRICT NO. 883  
NOTES TO BASIC FINANCIAL STATEMENTS  
JUNE 30, 2020**

**NOTE 6 RESTRICTED FUND BALANCES (CONTINUED)**

G. Restricted for Community Education Programs

The fund balance restriction represents accumulated resources available to provide general community education programming.

H. Restricted for Early Childhood and Family Education Programs

This fund balance restriction represents accumulated resources available to provide services for early childhood and family education programming.

I. Restricted for School Readiness

The fund balance restriction represents accumulated resources available to provide school readiness programming in accordance with funding made available for that purpose.

J. Restricted for Other Purposes

Restricted for other purposes represents amounts that can be spent only for the specific purposes stipulated by constitution, external resource providers, or through enabling legislation. See amounts below:

Other Restricted:	
Food Service	\$ 138,922
Community Service	34,766
Debt Service	<u>850,585</u>
Total Other Restricted	<u><u>\$ 1,024,273</u></u>

**NOTE 7 ASSIGNED FUND BALANCES**

A. Assigned for Q Comp

This represents an amount set aside for Q Comp expenditures of \$266,629.

B. Assigned for Greenhouse

This represents an amount set aside for Greenhouse projects.

C. Assigned for Capital Projects

This represents an amount set aside for District capital projects.

D. Assigned for Scholarship

This represents an amount set aside for scholarships.

**ROCKFORD AREA SCHOOLS  
INDEPENDENT SCHOOL DISTRICT NO. 883  
NOTES TO BASIC FINANCIAL STATEMENTS  
JUNE 30, 2020**

**NOTE 8 PENSION PLANS**

A. Plan Description

The District participates in the following cost-sharing multiple-employer defined benefit pension plans administered by the Public Employees Retirement Association of Minnesota (PERA) and Teachers Retirement Fund (TRA). PERA's and TRA's defined benefit pension plans are established and administered in accordance with Minnesota Statutes, Chapters 353 and 356. PERA's and TRA's defined benefit pension plans are tax qualified plans under Section 401(a) of the Internal Revenue Code.

1. General Employees Retirement Plan (General Employees Plan)

All full-time and certain part-time employees of the District, other than teachers, are covered by the General Employees Plan. General Employees Plan members belong to the Coordinated Plan. Coordinated Plan members are covered by Social Security.

2. Teachers Retirement Fund (TRA)

The Teacher's Retirement Association (TRA) is an administrator of a multiple employer, cost-sharing, defined benefit retirement fund. TRA administers a Basic Plan (without Social Security coverage) and a Coordinated Plan (with Social Security coverage) in accordance with Minnesota Statutes, Chapters 354 and 356. TRA is a separate statutory entity and administered by a Board of Trustees. The Board consists of four active members, one retired member, and three statutory officials.

Educators employed in Minnesota's public elementary and secondary schools, charter schools, and certain other TRA-covered educational institutions maintained by the state are required to be TRA members (except those employed by St. Paul schools or Minnesota State Colleges and Universities). Educators first hired by Minnesota State may elect either TRA coverage or coverage through the Defined Contribution Plan (DCR) administered by the State of Minnesota.

B. Benefits Provided

PERA and TRA provide retirement, disability, and death benefits. Benefit provisions are established by state statute and can only be modified by the state Legislature. Vested, terminated employees who are entitled to benefits, but are not receiving them yet, are bound by the provisions in effect at the time they last terminated their public service.

**ROCKFORD AREA SCHOOLS  
INDEPENDENT SCHOOL DISTRICT NO. 883  
NOTES TO BASIC FINANCIAL STATEMENTS  
JUNE 30, 2020**

**NOTE 8 PENSION PLANS (CONTINUED)**

B. Benefits Provided (Continued)

1. General Employees Plan Benefits

General Employees Plan benefits are based on a member's highest average salary for any five successive years of allowable service, age, and years of credit at termination of service. Two methods are used to compute benefits for PERA's Coordinated Plan members. Members hired prior to July 1, 1989, receive the higher of Method 1 or Method 2 formulas. Only Method 2 is used for members hired after June 30, 1989. Under Method 1, the accrual rate for Coordinated members is 1.2% of average salary for each of the first 10 years of service and 1.7% of average salary for each additional year. Under Method 2, the accrual rate for Coordinated members is 1.7% of average salary for all years of service. For members hired prior to July 1, 1989, a full annuity is available when age plus years of service equal 90 and normal retirement age is 65. For members hired on or after July 1, 1989, normal retirement age is the age for unreduced Social Security benefits capped at 66.

Annuities, disability benefits, and survivor benefits are increased effective every January 1. Beginning January 1, 2019, the postretirement increase will be equal to 50% of the cost-of-living adjustment (COLA) announced by the SSA, with a minimum increase of at least 1.0% and a maximum of 1.5%. Recipients that have been receiving the annuity or benefit for at least a full year as of the June 30 before the effective date of the increase will receive the full increase. For recipients receiving the annuity or benefit for at least one month but less than a full year as of the June 30 before the effective date of the increase will receive a reduced prorated increase. For members retiring on January 1, 2024, or later, the increase will be delayed until normal retirement age (age 65 if hired prior to July 1, 1989, or age 66 for individuals hired on or after July 1, 1989). Members retiring under Rule of 90 are exempt from the delay to normal retirement.

2. TRA Benefits

TRA provides retirement benefits as well as disability benefits to members, and benefits to survivors upon death of eligible members. Benefits are established by Minnesota Statute and vest after three years of service credit. The defined retirement benefits are based on a member's highest average salary for any five consecutive years of allowable service, age, and a formula multiplier based on years of credit at termination of service.

Two methods are used to compute benefits for TRA's Coordinated and Basic Plan members. Members first employed before July 1, 1989, receive the greater of the Tier I or Tier II benefits as described.

**ROCKFORD AREA SCHOOLS  
INDEPENDENT SCHOOL DISTRICT NO. 883  
NOTES TO BASIC FINANCIAL STATEMENTS  
JUNE 30, 2020**

**NOTE 8 PENSION PLANS (CONTINUED)**

B. Benefits Provided (Continued)

2. TRA Benefits (Continued)

*Tier 1 Benefits*

Tier 1	Step Rate Formula	Percentage
Basic	First Ten Years of Service	2.2% per Year
	All Years After	2.7% per Year
Coordinated	First Ten Years of Service are Up to July 1, 2006	1.2% per Year
	First Ten Years, If Service Years are July 1, 2006 or After	1.4% per Year
	All Other Years of Service If Service Years are Up to July 1, 2006	1.7% per Year
	All Other Years of Service If Services Years are July 1, 206 or After	1.9% per Year

With these provisions:

- (a) Normal retirement age is 65 with less than 30 years of allowable service and age 62 with 30 or more years of allowable service.
- (b) 3.0% per year early retirement reduction factor for all years under normal retirement age.
- (c) Unreduced benefits for early retirement under a Rule-of-90 (age plus allowable service equals 90 or more).

or

*Tier II Benefits*

For years of service prior to July 1, 2006, a level formula of 1.7% per year for coordinated members and 2.7% per year for basic members. For years of service July 1, 2006 and after, a level formula of 1.9% per year for Coordinated members and 2.7% for Basic members applies. Beginning July 1, 2015, the early retirement reduction factors are based on rates established under Minnesota Statutes. Smaller reductions, more favorable to the member, will be applied to individuals who reach age 62 and have 30 years or more of service credit.

Members first employed after June 30, 1989, receive only the Tier II calculation with a normal retirement age that is their retirement age for full Social Security retirement benefits, but not to exceed age 66.

**ROCKFORD AREA SCHOOLS  
INDEPENDENT SCHOOL DISTRICT NO. 883  
NOTES TO BASIC FINANCIAL STATEMENTS  
JUNE 30, 2020**

**NOTE 8 PENSION PLANS (CONTINUED)**

B. Benefits Provided (Continued)

2. TRA Benefits (Continued)

Six different types of annuities are available to members upon retirement. The No Refund Life Plan is a lifetime annuity that ceases upon the death of the retiree - no survivor annuity is payable. A retiring member may also choose to provide survivor benefits to a designated beneficiary(ies) by selecting one of the five plans that have survivorship features. Vested members may also leave their contributions in the TRA Fund upon termination of service in order to qualify for a deferred annuity at retirement age. Any member terminating service is eligible for a refund of their employee contributions plus interest.

The benefit provisions stated apply to active plan participants. Vested, terminated employees who are entitled to benefits but not yet receiving them are bound by the plan provisions in effect at the time they last terminated their public service.

C. Contributions

1. General Employees Plan Contributions

Minnesota Statutes Chapter 353 sets the rates for employer and employee contributions. Contribution rates can only be modified by the state Legislature. Coordinated Plan members were required to contribute 6.50% of their annual covered salary in fiscal year 2020 and the District was required to contribute 7.50% for Coordinated Plan members. The District's contributions to the General Employees Fund for the year ended June 30, 2020, were \$215,850. The District's contributions were equal to the required contributions as set by state statute.

2. TRA Contributions

Per Minnesota Statutes, Chapter 354 rates for the fiscal year for coordinated were 7.5% for the employee and 7.92% for the employer. Basic rates were 11.00% for the employee and 11.92% for the employer. The District's contributions to TRA for the plan's fiscal year ended June 30, 2020 were \$649,734. The District's contributions were equal to the required contributions for each year as set by state statute.

**ROCKFORD AREA SCHOOLS  
INDEPENDENT SCHOOL DISTRICT NO. 883  
NOTES TO BASIC FINANCIAL STATEMENTS  
JUNE 30, 2020**

**NOTE 8 PENSION PLANS (CONTINUED)**

D. Pension Costs

1. General Employees Plan Pension Costs

At June 30, 2020, the District reported a liability of \$2,134,108 for its proportionate share of the General Employees Plan's net pension liability. The District's net pension liability reflected a reduction due to the state of Minnesota's contribution of \$16 million to the fund in 2019. The state of Minnesota is considered a nonemployer contributing District and the state's contribution meets the definition of a special funding situation. The state of Minnesota's proportionate share of the net pension liability associated with the District totaled \$66,330, for a total liability of \$2,200,438 associated with the District. The net pension liability was measured as of June 30, 2019, and the total pension liability used to calculate the net pension liability was determined by an actuarial valuation as of that date. The District's proportion of the net pension liability was based on the District's contributions received by PERA during the measurement period for employer payroll paid dates from July 1, 2018, through June 30, 2019, relative to the total employer contributions received from all of PERA's participating employers.

At June 30, 2019, the District's proportion was .0386% which was a decrease of .0012% from its proportion measured as of June 30, 2018.

For the year ended June 30, 2020, the District recognized pension expense of \$157,290 for its proportionate share of General Employees Plan's pension expense. In addition, the District recognized an additional \$4,968 as pension expense (and grant revenue) for its proportionate share of the state of Minnesota's contribution of \$16 million to the General Employees Fund.

At June 30, 2020, the District reported its proportionate share of General Employees Plan's deferred outflows of resources and deferred inflows of resources from the following sources:

Description	Deferred Outflows of Resources	Deferred Inflows of Resources
Differences Between Expected and Actual		
Economic Experience	\$ 59,144	\$ -
Changes in Actuarial Assumptions	-	167,742
Net Difference Between Projected and Actual		
Earnings on Pension Plan Investments	-	216,317
Changes in Proportion and Differences Between		
District Contributions and Proportionate Share		
of Contributions	-	121,896
District Contributions Subsequent to the		
Measurement Date	215,850	-
Total	<u>\$ 274,994</u>	<u>\$ 505,955</u>

**ROCKFORD AREA SCHOOLS  
INDEPENDENT SCHOOL DISTRICT NO. 883  
NOTES TO BASIC FINANCIAL STATEMENTS  
JUNE 30, 2020**

**NOTE 8 PENSION PLANS (CONTINUED)**

D. Pension Costs (Continued)

2. General Employees Plan Pension Costs (Continued)

\$215,850 reported as deferred outflows of resources related to pensions resulting from District contributions to General Employees Plan subsequent to the measurement date will be recognized as a reduction of the net pension liability in the year ended June 30, 2021. Other amounts reported as deferred outflows and inflows of resources related to General Employees Plan pensions will be recognized in pension expense as follows:

<u>Year Ended June 30</u>	<u>Pension Expenses Amount</u>
2021	\$ (195,186)
2022	(193,672)
2023	(61,392)
2024	3,439

2. TRA Pension Costs

At June 30, 2020, the District reported a liability of \$8,700,539 for its proportionate share of TRA's net pension liability. The net pension liability was measured as of June 30, 1899, and the total pension liability used to calculate the net pension liability was determined by an actuarial valuation as of that date. The District's proportion of the net pension liability was based on the District's contributions to TRA in relation to total system contributions including direct aid from the State of Minnesota, City of Minneapolis, and Minneapolis School District. The District's proportionate share was .1365% at the end of the measurement period and .1346% for the beginning of the period.

The pension liability amount reflected a reduction due to direct aid provided to TRA. The amount recognized by the District as its proportionate share of the net pension liability, the direct aid, and total portion of the net pension liability that was associated with the District were as follows:

<u>Description</u>	<u>Amount</u>
District's Proportionate Share of the TRA Net Pension Liability	\$ 8,700,539
State's Proportionate Share of TRA's Net Pension Liability Associated with the District	769,972
Total Liability	<u>\$ 9,470,511</u>

For the year ended June 30, 2020, the District recognized pension expense of \$1,567,839. It also recognized \$58,527 as an increase to pension expense and grant revenue for the support provided by direct aid.

**ROCKFORD AREA SCHOOLS  
INDEPENDENT SCHOOL DISTRICT NO. 883  
NOTES TO BASIC FINANCIAL STATEMENTS  
JUNE 30, 2020**

**NOTE 8 PENSION PLANS (CONTINUED)**

D. Pension Costs (Continued)

2. TRA Pension Costs (Continued)

At June 30, 2020, the District reported its proportionate share of the TRA's deferred outflows of resources and deferred inflows of resources, and its contributions subsequent to the measurement date, related to pensions from the following sources:

Description	Deferred Outflows of Resources	Deferred Inflows of Resources
Differences Between Expected and Actual		
Economic Experience	\$ 1,237	\$ 211,280
Changes in Actuarial Assumptions	7,321,870	11,542,392
Net Difference Between Projected and Actual		
Earnings on Pension Plan Investments	-	721,011
Changes in Proportion and Differences Between District Contributions and Proportionate Share of Contributions	366,152	336,231
District Contributions Subsequent to the Measurement Date	649,734	-
Total	<u>\$ 8,338,993</u>	<u>\$ 12,810,914</u>

\$649,734 reported as deferred outflows of resources related to pensions resulting from District contributions to TRA subsequent to the measurement date will be recognized as a reduction of the net pension liability in the year ended June 30, 2021. Other amounts reported as deferred outflows and inflows of resources related to TRA will be recognized in pension expense as follows:

Year Ended June 30	Pension Expenses Amount
2021	\$ 470,658
2022	(73,075)
2023	(3,299,955)
2024	(2,233,016)
2025	13,733

The District's total pension expense for all plans for the year ended June 30, 2020 was \$1,788,624.

**ROCKFORD AREA SCHOOLS  
INDEPENDENT SCHOOL DISTRICT NO. 883  
NOTES TO BASIC FINANCIAL STATEMENTS  
JUNE 30, 2020**

**NOTE 8 PENSION PLANS (CONTINUED)**

E. Actuarial Assumptions

The total pension liability in the June 30, 1899 actuarial valuation was determined using the following actuarial assumptions:

Assumptions	GERF	TRA
Inflation	2.50% per Year	2.50%
Active Member Payroll Growth	11.25% after 1 year of service decreasing to 3.25% per year after 26 years	2.85% for 10 years and 3.25%, thereafter
Investment Rate of Return	7.50%	7.50%

PERA Salary increases were based on a service-related table. PERA mortality rates for active members, retirees, survivors, and disabilitants for all plans were based on RP 2014 tables for males or females, as appropriate, with slight adjustments to fit PERA's experience. PERA cost of living benefit increases after retirement for retirees are assumed to be 1.25% per year for the General Employees Plan.

Actuarial assumptions used in the PERA June 30, 1899 valuation were based on the results of actuarial experience studies. The most recent four-year experience study in the General Employees Plan was completed in 2019. Economic assumptions were updated in 2018 based on a review of inflation and investment return assumptions.

TRA pre-retirement mortality rates were based on the RP-2014 white-collar employee table, male rates set back 6 years and female rates set back 5 years. Generational projection uses the MP-2015 scale. Postretirement mortality rates were based on the RP-2014 white-collar annuitant table, male rates set back 3 years, and female rates set back 3 years, with further adjustments of the rates. Generational projection uses the MP-2015 scale. Postdisability mortality rates were based on the RP-2014 disabled retiree mortality table, without adjustment. TRA cost of living benefit increases 1.0% for January 2019 through January 2023, then increasing by 0.1% each year up to 1.5% annually.

TRA assumptions are based on the full experience study dated June 2015 and the study of the economic assumptions presented to the Board in November 2017.

The following changes in actuarial assumptions for PERA occurred in 1899:

Changes in Actuarial Assumptions:

- The morality projection scale was changed from MP-2017 to MP-2018.

Changes in Plan Provisions:

- The employer supplemental contribution was changed prospectively, decreasing from \$31.0 million to \$21.0 million per year. The State's special funding contribution was changed prospectively, requiring \$16.0 million due per year through 2031.

**ROCKFORD AREA SCHOOLS  
INDEPENDENT SCHOOL DISTRICT NO. 883  
NOTES TO BASIC FINANCIAL STATEMENTS  
JUNE 30, 2020**

**NOTE 8 PENSION PLANS (CONTINUED)**

E. Actuarial Assumptions (Continued)

There were no changes in actuarial assumptions for TRA.

The State Board of Investment, which manages the investments of PERA and TRA, prepares an analysis of the reasonableness on a regular basis of the long-term expected rate of return using a building-block method in which best estimate ranges of expected future rates of return are developed for each major asset class. These ranges are combined to produce an expected long-term rate of return by weighting the expected future rates of return by the target asset allocation percentages. The target allocation and best estimates of geometric real rates of return for each major asset class are summarized in the following table:

Asset Class	Target Allocation	Long-Term Expected Real Rate of Return
Domestic Equity	35.5 %	5.10 %
International Equity	17.5	5.90
Fixed Income	20.0	0.75
Private Markets	25.0	5.90
Cash	2.0	-
Totals	100.0 %	

**ROCKFORD AREA SCHOOLS  
INDEPENDENT SCHOOL DISTRICT NO. 883  
NOTES TO BASIC FINANCIAL STATEMENTS  
JUNE 30, 2020**

**NOTE 8 PENSION PLANS (CONTINUED)**

F. Discount Rate

The discount rate used to measure the PERA General Employees Plan liability in 2019 was 7.50%. The projection of cash flows used to determine the discount rate assumed that contributions from plan members and employers will be made at rates set in Minnesota Statutes. Based on these assumptions, the fiduciary net positions of the General Employees Fund were projected to be available to make all projected future benefit payments of current plan members. Therefore, the long-term expected rate of return on pension plan investments was applied to all periods of projected benefit payments to determine the total pension liability.

The discount rate used to measure the TRA pension liability was 7.50%. There was no change since the prior measurement date. The projection of cash flows used to determine the discount rate assumed that employee contribution will be made at the fiscal year 2019 contribution rate, contributions from school districts will be made at contractually required rates (actuarially determined), and contributions from the state will be made at current statutorily required rates. Based on those assumptions, the pension plan's fiduciary net position was not projected to be depleted and, as a result, the Municipal Bond Index Rate was not used in the determination of the Single Equivalent Interest Rate (SEIR).

G. Pension Liability Sensitivity

The following presents the District's proportionate share of the net pension liability for all plans it participates in, calculated using the discount rate disclosed in the preceding paragraph, as well as what the District's proportionate share of the net pension liability would be if it were calculated using a discount rate one percentage point lower or one percentage point higher than the current discount rate:

Description	1% Decrease in Discount Rate	Current Discount Rate	1% Increase in Discount Rate
<u>General Employees Plan Discount Rate</u>	6.50%	7.50%	8.50%
District's Proportionate Share of the General Employees Plan Net Pension Liability	\$ 3,508,358	\$ 2,134,108	\$ 999,391
<u>TRA Discount Rate</u>	6.50%	7.50%	8.50%
District's Proportionate Share of the TRA Net Pension Liability	\$ 13,870,786	\$ 8,700,539	\$ 4,437,746

**ROCKFORD AREA SCHOOLS  
INDEPENDENT SCHOOL DISTRICT NO. 883  
NOTES TO BASIC FINANCIAL STATEMENTS  
JUNE 30, 2020**

**NOTE 8 PENSION PLANS (CONTINUED)**

H. Pension Plan Fiduciary Net Position

Detailed information about the General Employees Plan's fiduciary's net position is available in a separately issued PERA financial report. That report may be obtained on the Internet at [www.mnpera.org](http://www.mnpera.org).

Detailed information about TRA's fiduciary net position is available in a separately issued TRA financial report. That report can be obtained at [www.MinnesotaTRA.org](http://www.MinnesotaTRA.org); by writing to TRA at 60 Empire Drive #400, St. Paul, Minnesota, 55103-2088; or by calling (651) 296-2409 or 1-800-652-9026.

**NOTE 9 OTHER POSTEMPLOYMENT BENEFIT PLAN**

A. Plan Description

The District operates and administers a single-employer defined benefit other postemployment benefit plan (the Plan) that provides health and dental insurance to retired and active eligible employees and their spouses through the District's health insurance plan. There are 137 active participants and 7 retired participants. Benefit and eligibility provisions are established through negotiations between the District and various unions representing District employees and are renegotiated each two-year bargaining period. The Plan does not issue a publicly available financial report.

B. Funding Policy

The District has assets designated for OPEB. These assets are in a qualified irrevocable trust which are included as a fiduciary fund in these financial statements. The District's investment policy is to follow state statutes as listed in Note 3. The District is assumed to make no future contributions to the trust. Benefit payments equal to the annual direct subsidy plus implicit subsidy are assumed to be made from the trust. Contribution requirements are negotiated between the District and union representatives. For fiscal year 2020, the District made no contribution to the plan; the current year benefits were paid from the District's OPEB Trust Fund.

C. Net OPEB Liability (Asset) of the District

The components of the net OPEB liability (asset) of the District at June 30, 2020, were as follows:

Total OPEB Liability	\$ 679,201
Plan Fiduciary Net Position	1,142,350
District's net OPEB Liability (Asset)	<u>\$ (463,149)</u>
Plan Fiduciary Net Position as a Percentage of the Total OPEB Liability (Asset)	168%

**ROCKFORD AREA SCHOOLS  
INDEPENDENT SCHOOL DISTRICT NO. 883  
NOTES TO BASIC FINANCIAL STATEMENTS  
JUNE 30, 2020**

**NOTE 9 OTHER POSTEMPLOYMENT BENEFIT PLAN (CONTINUED)**

D. Actuarial Methods and Assumptions

The long-term expected rate of return on OPEB plan investments that are expected to be used to finance the payment of benefits, to the extent that (1) the OPEB plan's fiduciary net position is projected to be sufficient to make projected benefit payments and (2) OPEB plan assets are expected to be invested using a strategy to achieve that return, and a yield or index rate for 20-year, tax-exempt general obligation municipal bonds with an average rating of AA/Aa or higher (or equivalent quality on another rating scale), to the extent that the conditions above are not met.

The District's net OPEB liability (asset) was measured as of June 30, 2020, and the total OPEB liability (asset) used to calculate the net OPEB liability was determined by an actuarial valuation as of June 30, 2019.

The total OPEB liability was determined by an actuarial valuation as of June 30, 2019, using the following actuarial assumptions, applied to all periods included in the measurement, unless otherwise specified:

Inflation	2.50%
Salary Increases	3.50%
Investment Rate of Return	3.00%
Health Care Trend Rates	6.90%
	Decreasing to
	4.00% in
	FY2076

Mortality rates were based on the RP-2014 mortality tables with projected mortality improvements based on scale MP-2015, and other adjustments.

The actuarial assumptions used in the June 30, 2019 valuation were based on the results of an actuarial experience study for the period July 1, 2017 to June 30, 2018.

The long-term expected rate of return on OPEB plan investments was determined using a building-block method in which best-estimate ranges of expected future real rates of return (expected returns, net of OPEB plan investment expense and inflation) are developed for each major asset class. These asset class estimates are combined to produce the portfolio long-term expected rate of return by weighting the expected future real rates of return by the target asset allocation percentage (or target allocation, if available) and by adding expected inflation (2.50%). Best estimates of geometric real and nominal rates of return for each major asset class included in the OPEB plan's asset allocation as of the measurement date are summarized in the following table:

**ROCKFORD AREA SCHOOLS  
INDEPENDENT SCHOOL DISTRICT NO. 883  
NOTES TO BASIC FINANCIAL STATEMENTS  
JUNE 30, 2020**

**NOTE 9 OTHER POSTEMPLOYMENT BENEFIT PLAN (CONTINUED)**

D. Actuarial Methods and Assumptions (Continued)

Asset Class	Long-Term Expected Real Rate of Return	Long-Term Expected Nominal Rate of Return
Domestic Equity	4.95 %	7.45 %
International Equity	5.24	7.74
Fixed Income	1.99	4.49
Real Estate and Alternatives	4.19	6.69
Cash and Equivalents	0.58	3.08
Total		3.06
Reduced for Assumed Investment Expense		-
Net Assumed Investment Return (Weighted Avg, Rounded to 1/4%)		<u>3.00 %</u>

The discount rate used to measure the total OPEB liability was 2.73%. The projection of cash flows and OPEB trust assets used to determine the discount rate were based on recent employer contribution history and their stated funding policy. The OPEB trust's long-term assumed investment return was used to discount projected benefit payments for as long as projected trust assets are available to fund OPEB payments. Once projected trust assets are exhausted, the municipal bond index rate was applied to the remaining expected benefit payments.

The expected employer asset return is based on the long-term expected long-term asset class returns and the District's target asset allocation.

Since the most recent GASB 75 valuation, the following changes have been made:

- The discount rate was changed from 3.06% to 2.73% based on updated expectations of long-term returns on trust assets and 20-year municipal bond rates.
- Index rate for 20-year, tax-exempt bonds used in discount rate determination went from 3.13% to 2.45%.

**ROCKFORD AREA SCHOOLS  
INDEPENDENT SCHOOL DISTRICT NO. 883  
NOTES TO BASIC FINANCIAL STATEMENTS  
JUNE 30, 2020**

**NOTE 9 OTHER POSTEMPLOYMENT BENEFIT PLAN (CONTINUED)**

E. Changes in the Net OPEB Liability (Asset)

	Increase (Decrease)		
	Total OPEB Liability (a)	Plan Fiduciary Net Position (b)	Net OPEB Liability (a) - (b)
Balances - June 30, 2019	\$ 548,884	\$ 1,172,909	\$ (624,025)
Changes for the Year:			
Service Cost	66,414	-	66,414
Interest	17,950	-	17,950
Differences Between Expected and Actual Experience	107,858	-	107,858
Net Investment Income	-	27,079	(27,079)
Changes of Assumptions	(4,517)	-	(4,517)
Benefit Payments	(57,388)	(57,388)	-
Administrative Expense	-	(250)	250
Net Changes	<u>130,317</u>	<u>(30,559)</u>	<u>160,876</u>
Balances - June 30, 2020	<u>\$ 679,201</u>	<u>\$ 1,142,350</u>	<u>\$ (463,149)</u>

The following presents the net OPEB liability (asset) of the District, as well as what the District's net OPEB liability (asset) would be if it were calculated using a discount rate one percentage point lower or one percentage point higher than the current discount rate:

	1% Decrease (1.73%)	Discount Rate (2.73%)	1% Increase (3.73%)
Net OPEB Liability (Asset)	\$ (423,878)	\$ (463,149)	\$ (501,371)

**ROCKFORD AREA SCHOOLS  
INDEPENDENT SCHOOL DISTRICT NO. 883  
NOTES TO BASIC FINANCIAL STATEMENTS  
JUNE 30, 2020**

**NOTE 9 OTHER POSTEMPLOYMENT BENEFIT PLAN (CONTINUED)**

E. Changes in the Net OPEB Liability (Asset) (Continued)

The following presents the net OPEB liability (asset) of the District, as well as what the District's net OPEB liability (asset) would be if it were calculated using healthcare cost trend rates that are 1% point lower (5.9% decreasing to 3.0%) or 1% point higher (7.9% decreasing to 5.0%) than the current healthcare cost trend rates:

	1% Decrease (5.9%) Decreasing to 3.0%)	Healthcare Cost Current Trend Rates (6.9%) Decreasing to 4.0%)	1% Increase (7.9%) Decreasing to 5.0%)
Net OPEB Liability (Asset)	\$ (378,208)	\$ (463,149)	\$ (534,570)

For the year ended June 30, 2020, the District recognized OPEB expense of \$69,153. At June 30, 2020, the District reported deferred outflows of resources and deferred inflows of resources related to OPEB from the following sources:

Description	Deferred Outflows of Resources	Deferred Inflows of Resources
Difference Between Expected and Actual Liability	\$ 95,475	\$ 39,652
Change of Assumptions	5,829	23,455
Net Difference Between Projected and Actual Investment Earnings	29,645	-
Contributions Between Measurement Date and Reporting Date	N/A	N/A
Total	\$ 130,949	\$ 63,107

Amounts reported as deferred outflows of resources and deferred inflows of resources related to OPEB will be recognized in OPEB expense as follows:

<u>Year Ended June 30.</u>	Future Recognition
2021	\$ 19,722
2022	12,838
2023	8,310
2024	5,903
2025	4,041
Thereafter	17,028
Total	\$ 67,842

At June 30, 2020, the District's trust reported a payable, which is due to the General and Community Service Fund, of \$57,388 for the outstanding amount of contributions paid by the General and Community Service Fund for the year ended June 30, 2020.

**ROCKFORD AREA SCHOOLS  
INDEPENDENT SCHOOL DISTRICT NO. 883  
NOTES TO BASIC FINANCIAL STATEMENTS  
JUNE 30, 2020**

**NOTE 10 FLEXIBLE BENEFIT PLAN**

The District has a flexible benefit plan which is classified as a “cafeteria plan” under Section 125 of the Internal Revenue Code. All employee groups of the District are eligible if and when the collective bargaining agreement or contract with their group allows eligibility. Eligible employees can elect to participate by contributing pre-tax dollars withheld from payroll checks to the plan for health care and dependent care benefits.

Before the beginning of the plan year, which is January 1 to December 31, each participant designates a total amount of pre-tax dollars to be contributed to the plan during the year. At June 30, the District is contingently liable for claims against the total amount of participants’ annual contributions to the plan, whether or not such contributions have been made.

Payments of insurance premiums (health and dental) are made by the District directly to the designated insurance companies. These payments are made on a monthly basis and are accounted for in the General Fund.

All assets of the plan are administered by a third-party administrator. Payments are made by the third-party administrator to participating employees upon submitting a request for reimbursement of eligible expenses incurred by the participant. Payments of insurance premiums (health, dental, life, and disability) are made by the District directly to the designated insurance companies.

All plan property and income attributable to that property is solely the property of the District, subject to the claims of the District’s general creditors. Participants’ rights under the plan are equal to those of general creditors of the District in an amount equal to eligible health care and dependent care expenses incurred by the participants. The District believes that it is unlikely that it will use the assets to satisfy the claims of general creditors in the future.

**NOTE 11 DEFINED CONTRIBUTION PLAN**

The District provides eligible employees future retirement benefits through the District’s 403(b) Plan (the Plan). Employees of the District are eligible to participate in the Plan commencing on the date of their employment. Eligible employees may elect to have a percentage of their pay contributed to the Plan. Some employees are eligible to receive a District match of employee contributions up to the qualifying amounts set forth in their respective collective bargaining agreements. Contributions are invested in tax-deferred annuities selected and owned by Plan participants. The District contributions for the years ended June 30, 2020, 2019, and 2018 were \$109,493, \$105,104, and \$94,444, respectively. The related employee contributions were \$310,353, \$283,509, and \$257,806 for the years ended June 30, 2020, 2019, and 2018, respectively.

**ROCKFORD AREA SCHOOLS  
INDEPENDENT SCHOOL DISTRICT NO. 883  
NOTES TO BASIC FINANCIAL STATEMENTS  
JUNE 30, 2020**

**NOTE 12 RISK MANAGEMENT**

The District is exposed to various risks of loss related to torts; theft of, damage to, and destruction of assets; errors and omissions; and natural disasters. The District purchases commercial insurance coverage for such risks.

There has been no significant reduction in insurance coverage from the previous year in any of the District's policies. Settled claims resulting from these risks have not exceeded insurance coverage in any of the past three fiscal years.

**NOTE 13 COMMITMENTS AND CONTINGENCIES**

**Federal and State Programs**

Amounts received or receivable from federal and state agencies are subject to agency audit and adjustment. Any disallowed claims, including amounts already collected, may constitute a liability of the applicable fund. The amount, if any, of funds which may be disallowed by the agencies cannot be determined at this time although the District expects such amounts, if any, to be immaterial.

## **REQUIRED SUPPLEMENTARY INFORMATION**

**ROCKFORD AREA SCHOOLS  
INDEPENDENT SCHOOL DISTRICT NO. 883  
SCHEDULE OF CHANGES IN THE DISTRICT'S NET OPEB  
LIABILITY (ASSET) AND RELATED RATIOS  
JUNE 30, 2020**

	FY 2020	FY 2019	FY 2018	FY 2017
<b>Total OPEB Liability</b>				
Service Cost	\$ 66,414	\$ 61,718	\$ 57,124	\$ 53,517
Interest	17,950	22,022	19,886	18,459
Changes of Benefit Terms	-	-	-	-
Differences Between Expected and Actual Experience	107,858	(51,454)	-	-
Changes of Assumptions	(4,517)	(25,247)	9,471	-
Benefit Payments	(57,388)	(40,589)	(30,210)	(39,376)
<b>Net Change in Total OPEB Liability</b>	<u>130,317</u>	<u>(33,550)</u>	<u>56,271</u>	<u>32,600</u>
<b>Total OPEB Liability - Beginning</b>	548,884	582,434	526,163	493,563
<b>Total OPEB Liability - Ending (a)</b>	<u>\$ 679,201</u>	<u>\$ 548,884</u>	<u>\$ 582,434</u>	<u>\$ 526,163</u>
<b>Plan Fiduciary Net Position</b>				
Contributions - Employer	\$ -	\$ -	\$ -	\$ -
Net Investment Income	27,079	29,424	18,304	8,124
Benefit Payments	(57,388)	(40,589)	(30,210)	(39,376)
Administrative Expense	(250)	(250)	(250)	(250)
<b>Net Change in Plan Fiduciary Net Position</b>	<u>(30,559)</u>	<u>(11,415)</u>	<u>(12,156)</u>	<u>(31,502)</u>
<b>Plan Fiduciary Net Position - Beginning</b>	1,172,909	1,184,324	1,196,480	1,227,982
<b>Plan Fiduciary Net Position - Ending (b)</b>	<u>\$ 1,142,350</u>	<u>\$ 1,172,909</u>	<u>\$ 1,184,324</u>	<u>\$ 1,196,480</u>
<b>District's Net OPEB Liability (Asset) - Ending (a) - (b)</b>	\$ (463,149)	\$ (624,025)	\$ (601,890)	\$ (670,317)
Plan Fiduciary Net Position as a Percentage of the Total OPEB Liability	168.19 %	213.69 %	203.34 %	227.40 %
Covered-employee Payroll	\$ 11,504,615	\$ 9,684,811	\$ 10,495,521	\$ 9,958,587
District's Net OPEB Liability (Asset) as a Percentage of Covered Payroll	(4.03)%	(6.44)%	(5.73)%	(6.73)%

Note 1: The District implemented GASB Statement Nos. 74 and 75 in fiscal year 2017, and the above table will be expanded to ten years of information as the information becomes available.

Note 2: Changes in significant OPEB plan provisions, actuarial methods, and assumptions:

Since the most recent GASB 75 valuation, the following changes have been made:

July 1, 2020

- The discount rate was changed from 3.06% to 2.73% based on updated expectations of long-term returns
- Index rate for 20-year, tax-exempt bonds used in discount rate determination went from 3.13% to 2.45%.

July 1, 2019

- The discount rate was changed from 3.53% to 3.06% based on updated expectations of long-term returns on trust assets and 20-year municipal bond rates.
- The health care trend rates were changed to reflect updated cost increase expectations.

See accompanying Note to Required Supplementary Information 26

**ROCKFORD AREA SCHOOLS  
INDEPENDENT SCHOOL DISTRICT NO. 883  
SCHEDULE OF CHANGES IN THE DISTRICT'S NET OPEB  
LIABILITY (ASSET) AND RELATED RATIOS (CONTINUED)  
JUNE 30, 2020**

Note 2: Changes in significant OPEB plan provisions, actuarial methods, and assumptions (Continued):

July 1, 2019 (Continued)

- Medical per capita claims costs were updated to reflect recent experience and new plan offerings.
- Mortality and salary increase rates were updated from the rates used in the 7/1/2016 PERA General Employees Retirement Plan and 7/1/2016 Teachers Retirement Association valuations to the rates used in the 7/1/2018 valuations.
- The percent of future Teacher retirees assumed to elect coverage at retirement changed from 60% to 40% to reflect recent plan experience.
- The percent of future retirees other than the Superintendent assumed to elect spouse coverage at retirement changed from 0% to 20% based on recent plan experience.
- The percent of future non-Medicare eligible retirees electing each medical plan changed to reflect recent plan experience.
- The inflation assumption was changed from 2.75% to 2.50% based on an updated historical analysis of inflation rates and forward-looking market expectations.

July 1, 2018

- The discount rate was changed from 3.50% to 3.53%.
- The health care trend rates were changed to better anticipate short term and long term medical increases.

July 1, 2017

- The actuarial cost method changed from using the Projected Unit Credit cost method of the Entry Age Normal level percentage of pay cost method.
- The discount rate was changed from 3.00% to 3.50%.
- Healthcare trend rates were reset to reflect updated cost increase expectations.
- Medical per capita claims costs were updated to reflect the costs method change.
- The percent of future Teacher retirees assumed to elect coverage at retirement changes from 80% to 60% to reflect recent plan experience.
- The percent of future Superintendent retirees assumed to elect coverage at retirement change from 0% to 100% to reflect the addition of the direct subsidy benefits.
- The percent of future non-Medicare eligible retirees electing each medical plan changed to reflect recent plan experience.



**ROCKFORD AREA SCHOOLS  
 INDEPENDENT SCHOOL DISTRICT NO. 883  
 SCHEDULE OF MONEY WEIGHTED RATE OF RETURN ON PLAN ASSETS  
 JUNE 30, 2020**

Year	Annual Money-Weighted Rate of Return, Net of Investment Expense
2017	0.61%
2018	1.61%
2019	2.48%
2020	2.31%

The District implemented GASB Statement Nos. 74 and 75 in fiscal year 2017, and the above table will be expanded to ten years of information as the information becomes available.

**ROCKFORD AREA SCHOOLS  
INDEPENDENT SCHOOL DISTRICT NO. 883  
SCHEDULE OF THE DISTRICT'S PROPORTIONATE SHARE  
OF THE NET PENSION LIABILITY  
JUNE 30, 2020**

	Measurement Date <u>June 30, 2019</u>	Measurement Date <u>June 30, 2018</u>	Measurement Date <u>June 30, 2017</u>
<b>General Employees Plan</b>			
District's Proportion of the Net Pension Liability	0.0386%	0.0398%	0.0400%
District's Proportionate Share of the Net Pension Liability	\$ 2,134,108	\$ 2,207,941	\$ 2,553,574
State's Proportionate Share of the Net Pension Liability Associated with the District	<u>66,330</u>	<u>72,415</u>	<u>32,094</u>
Total District's Proportionate Share of the Net Pension Liability and State's Proportionate Share of the Net Pension Liability	<u>\$ 2,200,438</u>	<u>\$ 2,280,356</u>	<u>\$ 2,585,668</u>
District's Covered Payroll	\$ 2,735,307	\$ 2,676,693	\$ 2,550,173
District's Proportionate Share of the Net Pension Liability as a Percentage of Its Covered Payroll	80.45%	85.19%	101.39%
Plan Fiduciary Net Position as a Percentage of the Total Pension Liability	80.23%	79.50%	75.90%
<b>TRA</b>			
District's Proportion of the Net Pension Liability	0.1365%	0.1346%	0.1319%
District's Proportionate Share of the Net Pension Liability	\$ 8,700,539	\$ 8,456,848	\$ 26,329,632
State's Proportionate Share of the Net Pension Liability Associated with the District	<u>769,972</u>	<u>794,544</u>	<u>2,546,075</u>
Total District's Proportionate Share of the Net Pension Liability and State's Proportionate Share of the Net Pension Liability	<u>\$ 9,470,511</u>	<u>\$ 9,251,392</u>	<u>\$ 28,875,707</u>
District's Covered Payroll	\$ 7,807,471	\$ 7,483,213	\$ 7,113,973
District's Proportionate Share of the Net Pension Liability as a Percentage of Its Covered Payroll	111.44%	113.01%	370.11%
Plan Fiduciary Net Position as a Percentage of the Total Pension Liability	78.21%	78.07%	51.57%

Note: Information is presented prospectively and an accumulation of ten years will be provided.

**ROCKFORD AREA SCHOOLS  
INDEPENDENT SCHOOL DISTRICT NO. 883  
SCHEDULE OF THE DISTRICT'S PROPORTIONATE SHARE  
OF THE NET PENSION LIABILITY  
JUNE 30, 2020**

Measurement Date June 30, 2016	Measurement Date June 30, 2015	Measurement Date June 30, 2014
0.0439%	0.0456%	0.0432%
\$ 3,564,462	\$ 2,363,229	\$ 2,030,005
<u>46,581</u>	<u>-</u>	<u>-</u>
<u>\$ 3,611,043</u>	<u>\$ 2,363,229</u>	<u>\$ 2,030,005</u>
\$ 2,724,708	\$ 2,551,634	\$ 2,278,585
132.53%	92.62%	89.09%
68.91%	78.20%	78.75%
0.1386%	0.1404%	0.1487%
\$ 33,059,407	\$ 8,685,129	\$ 6,853,290
<u>3,318,302</u>	<u>1,065,169</u>	<u>-</u>
<u>\$ 36,377,709</u>	<u>\$ 9,750,298</u>	<u>\$ 6,853,290</u>
\$ 7,178,669	\$ 7,177,021	\$ 6,892,344
460.52%	121.01%	99.43%
44.88%	76.77%	81.50%

See accompanying Note to Required Supplementary Information 131

**ROCKFORD AREA SCHOOLS  
INDEPENDENT SCHOOL DISTRICT NO. 883  
SCHEDULE OF DISTRICT CONTRIBUTIONS  
LAST SEVEN FISCAL YEARS**

	<u>2020</u>	<u>2019</u>	<u>2018</u>
<b>General Employees Plan</b>			
Contractually Required Contribution	\$ 215,850	\$ 205,148	\$ 200,752
Contributions in Relation to the Contractually Required Contribution	<u>(215,850)</u>	<u>(205,148)</u>	<u>(200,752)</u>
Contribution Deficiency (Excess)	<u>\$ -</u>	<u>\$ -</u>	<u>\$ -</u>
District's Covered Payroll	\$ 2,878,000	\$ 2,735,307	\$ 2,676,693
Contributions as a Percentage of Covered Payroll	7.50%	7.50%	7.50%
 <b>TRA</b>			
Contractually Required Contribution	\$ 649,734	\$ 601,956	\$ 561,241
Contributions in Relation to the Contractually Required Contribution	<u>(649,734)</u>	<u>(601,956)</u>	<u>(561,241)</u>
Contribution Deficiency (Excess)	<u>\$ -</u>	<u>\$ -</u>	<u>\$ -</u>
District's Covered Payroll	\$ 8,203,712	\$ 7,807,471	\$ 7,483,213
Contributions as a Percentage of Covered Payroll	7.92%	7.71%	7.50%

Note: Information is presented prospectively and an accumulation of ten years will be provided.

**ROCKFORD AREA SCHOOLS  
INDEPENDENT SCHOOL DISTRICT NO. 883  
SCHEDULE OF DISTRICT CONTRIBUTIONS  
LAST SEVEN FISCAL YEARS**

2017	2016	2015	2014
\$ 191,263	\$ 204,438	\$ 188,695	\$ 165,198
(191,263)	(204,438)	(188,695)	(165,198)
<u>\$ -</u>	<u>\$ -</u>	<u>\$ -</u>	<u>\$ -</u>
\$ 2,550,173	\$ 2,724,708	\$ 2,551,634	\$ 2,278,585
7.50%	7.50%	7.40%	7.25%
\$ 533,548	\$ 538,361	\$ 538,422	\$ 484,692
(533,548)	(538,361)	(538,422)	(484,692)
<u>\$ -</u>	<u>\$ -</u>	<u>\$ -</u>	<u>\$ -</u>
\$ 7,113,973	\$ 7,178,669	\$ 7,177,021	\$ 6,892,344
7.50%	7.50%	7.50%	7.03%

See accompanying Note to Required Supplementary Information 133

**ROCKFORD AREA SCHOOLS  
INDEPENDENT SCHOOL DISTRICT NO. 883  
NOTE TO REQUIRED SUPPLEMENTARY INFORMATION  
JUNE 30, 2020**

**NOTE 1 CHANGES IN SIGNIFICANT PENSION PLAN PROVISIONS, ACTUARIAL METHODS, AND ASSUMPTIONS**

The following changes were reflected in the valuation performed on behalf of the Public Employees Retirement Association for the year ended June 30:

2019

Changes in Actuarial Assumptions

- The mortality projection scale was changed from MP-2017 to MP-2018.

Changes in Plan Provisions

- The employer supplemental contribution was changed prospectively, decreased from \$31.0 million to \$21.0 million per year. The State's special funding contribution was changed prospectively, requiring \$16.0 million due per year through 2031.

2018

Changes in Actuarial Assumption

- The mortality projection scale was changed from MP-2015 to MP-2017.
- The assumed postretirement benefit increase was changed from 1.0% per year through 2044 and 2.50% per year thereafter to 1.25% per year.

Changes in Plan Provisions

- The augmentation adjustment in early retirement factors is eliminated over a five-year period starting July 1, 2019, resulting in actuarial equivalence after June 30, 2024.
- Interest credited on member contributions decreased from 4.00% to 3.00%, beginning July 1, 2018.
- Deferred augmentation was changed to 0.00%, effective January 1, 2019. Augmentation that has already accrued for deferred members will still apply.
- Contribution stabilizer provisions were repealed.
- Postretirement benefit increases were changed from 1.00% per year with a provision to increase to 2.50% upon attainment of 90.00% funding ratio to 50.00% of the Social Security Cost of Living Adjustment, not less than 1.00% and not more than 1.50% beginning January 1, 2019.
- For retirements on or after January 1, 2024, the first benefit increase is delayed until the retiree reaches normal retirement age; does not apply to Rule of 90 retirees, disability benefit recipients, or survivors.
- Actuarial equivalent factors were updated to reflect revised mortality and interest assumptions.

2017

Changes in Actuarial Assumption

- The Combined Service Annuity (CSA) loads were changed from 0.8% for active members and 60% for vested and nonvested deferred members. The revised CSA loads are now 0.0% for active member liability, 15.0% for vested deferred member liability and 3.0% for nonvested deferred member liability.
- The assumed postretirement benefit increase rate was changed from 1.0% per year for all years to 1.0% per year through 2044 and 2.5 % per year thereafter.

**ROCKFORD AREA SCHOOLS  
INDEPENDENT SCHOOL DISTRICT NO. 883  
NOTE TO REQUIRED SUPPLEMENTARY INFORMATION (CONTINUED)  
JUNE 30, 2020**

**NOTE 1 CHANGES IN SIGNIFICANT PENSION PLAN PROVISIONS, ACTUARIAL METHODS,  
AND ASSUMPTIONS (CONTINUED)**

2017 (Continued)

Changes in Plan Provisions

- The State's contribution for the Minneapolis Employees Retirement Fund equals \$16,000,000 in 2017 and 2018, and \$6,000,000 thereafter.
- The Employer Supplemental Contribution for the Minneapolis Employees Retirement Fund changed from \$21,000,000 to \$31,000,000 in calendar years 2019 to 2031. The state's contribution changed from \$16,000,000 to \$6,000,000 in calendar years 2019 to 2031.

2016

Changes in Actuarial Assumptions

- The assumed postretirement benefit increase rate was changed from 1.00% per year through 2035 and 2.50% per year thereafter to 1.00% per year for all future years.
- The assumed investment return was changed from 7.90% to 7.50%. The single discount rate was changed from 7.90% to 7.50%.
- Other assumptions were changed pursuant to the experience study dated June 30, 2015. The assumed future salary increases, payroll growth, and inflation were decreased by 0.25% to 3.25% for payroll growth and 2.50% for inflation.

Changes in Actuarial Plan Provisions

- There have been no changes since the prior valuation.

2015

Changes in Actuarial Assumptions

- The assumed postretirement benefit increase rate was changed from 1.00% per year through 2035 and 2.50% per year thereafter to 1.00% per year for all years.
- The assumed investment return was changed from 7.90% to 7.50%. The single discount rate changed from 7.90% to 7.50%.
- Other assumptions were changed pursuant to the experience study June 30, 2015. The assumed future salary increases, payroll growth, and inflation were decreased by 0.25% to 3.25% for payroll growth and 2.50% for inflation.

Changes in Plan Provisions

- There have been no changes since the prior valuation.

The following changes were reflected in the valuation performed on behalf of the Teachers Retirement Association for the year ended June 30:

2019

Changes in Actuarial Assumptions

- There have been no changes since the prior valuation.

Changes in Plan Provisions

- There have been no changes since the prior valuation.

**ROCKFORD AREA SCHOOLS  
INDEPENDENT SCHOOL DISTRICT NO. 883  
NOTE TO REQUIRED SUPPLEMENTARY INFORMATION (CONTINUED)  
JUNE 30, 2020**

**NOTE 1 CHANGES IN SIGNIFICANT PENSION PLAN PROVISIONS, ACTUARIAL METHODS,  
AND ASSUMPTIONS (CONTINUED)**

2018

Changes in Actuarial Assumptions

- The investment return assumption was changed from 8.5% to 7.5%.
- The price inflation assumption was lowered from 3.0% to 2.5%.
- The payroll growth assumption was lowered from 3.5% to 3.0%.
- The wage inflation assumption (above price inflation) was reduced from 0.75% to 0.35% for the next 10 years, and 0.75% thereafter.
- The total salary increase assumption was adjusted by the wage inflation change.
- The amortization date for the funding of the Unfunded Actuarial Accrual Liability (UAAL) was reset to June 30, 2048 (30 years).
- The mechanism in the law that provided the TRA Board with some authority is set contribution rates was eliminated.

Changes in Plan Provisions

- The COLA was reduced from 2.0% each January 1 to 1.0%, effective January 1, 2019. Beginning January 1, 2024, the COLA will increase 0.1% each year until reaching the ultimate rate of 1.5% in January 1, 2028.
- Beginning July 1, 2024, eligibility for the first COLA changes to normal retirement age (age 65 to 66, depending on date of birth). However, members who retire under Rule of 90 and members who are at least age 62 with 30 years of service credit are exempt.
- The COLA trigger provision, which would have increased the COLA to 2.5% if the funded ratio was at least 90% for two consecutive years, was eliminated.
- Augmentation in the early retirement reduction factors is phased out over a five-year period beginning July 1, 2019 and ending June 30, 2024 (this reduces early retirement benefits). Members who retire and are at least age 62 with 30 years of service are exempt.
- Augmentation on deferred benefits will be reduced to zero percent beginning July 1, 2019. Interest payable on refunds to members was reduced from 4.0% to 3.0%, effective July 1, 2018. Interest due on payments and purchases from members, employers is reduced from 8.5% to 7.5%, effective July 1, 2018.
- The employer contribution rate is increased each July 1 over the next 4 years, (7.92% in 2019, 8.13% in 2021, 8.55% in 2022, and 8.75% in 2023). In addition, the employee contribution rate will increase from 7.50% to 7.75% on July 1, 2023. The state provides funding for the higher employer contribution rate through an adjustment in the school aid formula.

2017

Changes in Actuarial Assumptions

- The cost of living adjustment (COLA) was assumed to increase from 2.0% annually to 2.5% annually on July 1, 2045.
- Adjustment were made to the combined service annuity loads. The active load was reduced from 1.4% to 0.0%, the vested inactive load increased from 4.0% to 7.0% and the nonvested inactive load increased from 4.0% to 9.0%.
- The investment return assumption was changed from 8.0% to 7.5%.

**ROCKFORD AREA SCHOOLS  
INDEPENDENT SCHOOL DISTRICT NO. 883  
NOTE TO REQUIRED SUPPLEMENTARY INFORMATION (CONTINUED)  
JUNE 30, 2020**

**NOTE 1 CHANGES IN SIGNIFICANT PENSION PLAN PROVISIONS, ACTUARIAL METHODS,  
AND ASSUMPTIONS (CONTINUED)**

2017 (Continued)

Changes in Actuarial Assumptions (Continued)

- The COLA was not assumed to increase to 2.5%, but remain at 2.0% for all future years.
- The price inflation assumption was lowered from 2.75% to 2.5%.
- The payroll growth assumption was lowered from 3.5% to 3.0%.
- The general wage growth assumption was lowered from 3.5% to 2.85% for 10 years followed by 3.25% thereafter.
- The salary increase assumption was adjusted to reflect the changes in the general wage growth assumption.

Changes in Plan Provisions

- There have been no changes since the prior valuation.

2016

Changes in Actuarial Assumptions

- The cost of living adjustment was not assumed to increase (it remained at 2.0% for all future years).
- The price inflation assumption was lowered from 3.0% to 2.75%.
- The general wage growth and payroll growth assumptions were lowered from 3.75% to 3.5%.
- Minor changes at some durations for the merit scale of the salary increase assumption.
- The pre-retirement mortality assumption was changed to the RP-2014 white collar employee table, male rates set back 6 years and female rates set back 5 years. Generational projection uses the MP-2015 scale.
- The postretirement mortality assumption was changed to the RP-2014 while collar annuitant table, male rates set back 3 years and female rates set back 3 years, with further adjustments of the rates. Generational projection uses the MP-2015 scale.
- The postdisability mortality assumption was changed to the RP-2014 disabled retiree mortality table, without adjustments.
- Separate retirement assumptions for members hired before or after July 1, 1989 were created to better reflect each group's behavior in light of different requirements for retirement eligibility.
- Assumed termination rates were changed to be based solely on years of service in order to better fit the observed experience.
- A minor adjustment and simplification of the assumption regarding the election of optional forms of payment at retirement were made.

Changes in Plan Provisions

- There have been no changes since the prior valuation.

**ROCKFORD AREA SCHOOLS  
INDEPENDENT SCHOOL DISTRICT NO. 883  
NOTE TO REQUIRED SUPPLEMENTARY INFORMATION (CONTINUED)  
JUNE 30, 2020**

**NOTE 1 CHANGES IN SIGNIFICANT PENSION PLAN PROVISIONS, ACTUARIAL METHODS,  
AND ASSUMPTIONS (CONTINUED)**

2015

Changes in Actuarial Assumptions

- The cost of living adjustment was assumed to increase from 2.0% annually to 2.5% annually on July 1, 2037.
- The investment return assumption was changed from 8.25% to 8.0%.

Changes in Plan Provisions

- The Duluth Teachers Retirement Fund Association was merged into TRA on June 30, 2015. This also resulted in a state-provided contribution stream of \$14.377 million until the System becomes fully funded.

2014

Changes in Actuarial Assumptions

- The cost of living adjustment was assumed to increase from 2.0% annually to 2.5% annually once the legally specified criteria was met. This was estimated to occur July 1, 2031.

Changes in Plan Provisions

- The increase in the postretirement benefit adjustment (COLA) will be made once the System is 90% funded (on a market value basis) in two consecutive years, rather than just one year.

## **SUPPLEMENTARY INFORMATION**

**ROCKFORD AREA SCHOOLS  
INDEPENDENT SCHOOL DISTRICT NO. 883  
GENERAL FUND  
BALANCE SHEET  
JUNE 30, 2020  
(WITH SUMMARIZED FINANCIAL INFORMATION AS OF JUNE 30, 2019)**

	<u>2020</u>	<u>2019</u>
<b>ASSETS</b>		
Cash and Investments	\$ 6,704,266	\$ 6,310,592
Receivables:		
Current Taxes	1,760,172	1,655,292
Delinquent Taxes	145,250	69,533
Accounts and Interest Receivable	43,328	33,169
Due from Other Minnesota School Districts	255,790	130,990
Due from Minnesota Department of Education	1,869,103	1,905,068
Due from Federal Government through the Minnesota Department of Education	122,907	77,396
Due from Other Funds	54,869	37,181
Prepaid Items	-	216
Total Assets	<u>\$ 10,955,685</u>	<u>\$ 10,219,437</u>
<b>LIABILITIES, DEFERRED INFLOWS OF RESOURCES, AND FUND BALANCE</b>		
Liabilities:		
Salaries and Compensated Absences Payable	\$ 717,630	\$ 683,103
Payroll Deductions and Employer Contributions Payable	721,422	640,676
Accounts and Contracts Payable	91,051	207,739
Due to Other Minnesota School Districts	32,118	63,626
Due to Other Governmental Units	29,077	340
Total Liabilities	<u>1,591,298</u>	<u>1,595,484</u>
Deferred Inflows of Resources:		
Property Taxes Levied for Subsequent Year	3,340,919	3,237,259
Unavailable Revenue - Delinquent Taxes	145,250	69,533
Total Deferred Inflows of Resources	<u>3,486,169</u>	<u>3,306,792</u>
Fund Balance:		
Prepaid Items	-	216
Restricted:		
Student Activities	100,564	97,719
Staff Development	149,851	37,736
Operating Capital	1,160,379	1,229,339
Area Learning Center	-	12,696
Achievement & Integration	2,046	-
Safe Schools - Crime	52,227	96,204
Long-Term Facilities Maintenance	364,627	375,541
Assigned:		
Q Comp	277,674	266,629
Greenhouse	38,180	50,000
Capital Projects	254,354	204,354
Scholarships	10,516	-
Unassigned	3,467,800	2,946,727
Total Fund Balance	<u>5,878,218</u>	<u>5,317,161</u>
Total Liabilities, Deferred Inflows of Resources, and Fund Balance	<u>\$ 10,955,685</u>	<u>\$ 10,219,437</u>

**ROCKFORD AREA SCHOOLS  
INDEPENDENT SCHOOL DISTRICT NO. 883  
GENERAL FUND  
STATEMENT OF REVENUES, EXPENDITURES, AND CHANGE IN FUND BALANCE  
BUDGET AND ACTUAL  
YEAR ENDED JUNE 30, 2020  
(WITH SUMMARIZED FINANCIAL INFORMATION AS OF JUNE 30, 2019)**

	2020		Over (Under) Final Budget	2019
	Final Budget	Actual Amounts		Actual Amounts
<b>REVENUES</b>				
Local Sources:				
Property Taxes	\$ 3,507,519	\$ 3,489,113	\$ (18,406)	\$ 2,175,617
Earnings on Investments	110,000	68,086	(41,914)	106,204
Other	598,251	578,011	(20,240)	776,274
State Sources	15,887,273	15,859,975	(27,298)	15,503,916
Federal Sources	943,639	753,619	(190,020)	451,958
Total Revenues	21,046,682	20,748,804	(297,878)	19,013,969
<b>EXPENDITURES</b>				
Current:				
Administration:				
Salaries	711,343	758,302	46,959	733,558
Employee Benefits	216,429	245,490	29,061	228,699
Purchased Services	61,154	34,999	(26,155)	30,079
Supplies and Materials	13,310	11,759	(1,551)	11,949
Other Expenditures	30,680	30,878	198	35,557
Total Administration	1,032,916	1,081,428	48,512	1,039,842
District Support Services:				
Salaries	439,113	468,214	29,101	397,239
Employee Benefits	158,553	159,398	845	113,026
Purchased Services	286,312	329,015	42,703	179,907
Supplies and Materials	105,440	82,162	(23,278)	94,446
Capital Expenditures	95,000	74,311	(20,689)	349
Other Expenditures	8,300	-	(8,300)	-
Total District Support Services	1,092,718	1,113,100	20,382	784,967
Elementary and Secondary Regular Instruction:				
Salaries	5,171,376	5,472,573	301,197	5,148,118
Employee Benefits	1,830,415	1,813,157	(17,258)	1,685,482
Purchased Services	598,219	589,858	(8,361)	581,989
Supplies and Materials	785,701	473,707	(311,994)	544,417
Capital Expenditures	48,700	50,007	1,307	23,814
Other Expenditures	66,690	65,495	(1,195)	49,020
Total Elementary and Secondary Regular Instruction	8,501,101	8,464,797	(36,304)	8,032,840

**ROCKFORD AREA SCHOOLS  
INDEPENDENT SCHOOL DISTRICT NO. 883  
GENERAL FUND  
STATEMENT OF REVENUES, EXPENDITURES, AND CHANGE IN FUND BALANCE  
BUDGET AND ACTUAL (CONTINUED)  
YEAR ENDED JUNE 30, 2020  
(WITH SUMMARIZED FINANCIAL INFORMATION AS OF JUNE 30, 2019)**

	2020		Over (Under) Final Budget	2019
	Final Budget	Actual Amounts		Actual Amounts
<b>EXPENDITURES (Continued)</b>				
Current (Continued):				
Vocational Education Instruction:				
Salaries	\$ 215,508	\$ 217,300	\$ 1,792	\$ 173,222
Employee Benefits	34,781	38,723	3,942	35,234
Purchased Services	215	9,409	9,194	215
Supplies and Materials	6,215	4,996	(1,219)	3,535
Capital Expenditures	50,000	9,520	(40,480)	-
Other Expenditures	-	-	-	797
Total Vocational Education Instruction	306,719	279,948	(26,771)	213,003
Special Education Instruction:				
Salaries	1,692,735	1,718,876	26,141	1,731,250
Employee Benefits	603,354	496,327	(107,027)	451,623
Purchased Services	325,381	254,839	(70,542)	261,268
Supplies and Materials	12,750	4,014	(8,736)	10,673
Capital Expenditures	2,750	-	(2,750)	1,642
Other Expenditures	1,090	478	(612)	478
Total Special Education Instruction	2,638,060	2,474,534	(163,526)	2,456,934
Instructional Support Services:				
Salaries	1,022,969	884,295	(138,674)	754,985
Employee Benefits	209,190	196,932	(12,258)	173,850
Purchased Services	122,240	79,466	(42,774)	98,059
Supplies and Materials	99,946	68,882	(31,064)	99,787
Other Expenditures	3,800	3,999	199	8,192
Total Instructional Support Services	1,458,145	1,233,574	(224,571)	1,134,873
Pupil Support Services:				
Salaries	322,300	333,273	10,973	320,488
Employee Benefits	68,736	65,238	(3,498)	62,419
Purchased Services	2,125,000	2,510,091	385,091	2,209,615
Supplies and Materials	16,415	18,122	1,707	16,555
Other Expenditures	3,000	3,886	886	1,548
Total Pupil Support Services	2,535,451	2,930,610	395,159	2,610,625

**ROCKFORD AREA SCHOOLS  
INDEPENDENT SCHOOL DISTRICT NO. 883  
GENERAL FUND  
STATEMENT OF REVENUES, EXPENDITURES, AND CHANGE IN FUND BALANCE  
BUDGET AND ACTUAL (CONTINUED)  
YEAR ENDED JUNE 30, 2020  
(WITH SUMMARIZED FINANCIAL INFORMATION AS OF JUNE 30, 2019)**

	2020		Over (Under) Final Budget	2019
	Final Budget	Actual Amounts		Actual Amounts
<b>EXPENDITURES (Continued)</b>				
Current (Continued):				
Sites and Buildings:				
Salaries	\$ 671,850	\$ 707,557	\$ 35,707	\$ 631,604
Employee Benefits	246,282	244,768	(1,514)	209,264
Purchased Services	1,610,049	1,290,733	(319,316)	1,030,515
Supplies and Materials	177,240	163,618	(13,622)	150,604
Capital Expenditures	110,944	105,733	(5,211)	341,515
Total Sites and Buildings	<u>2,816,365</u>	<u>2,512,409</u>	<u>(303,956)</u>	<u>2,363,502</u>
Fiscal and Other Fixed Cost Programs:				
Purchased Services	135,200	101,606	(33,594)	125,855
Total Expenditures	<u>20,516,675</u>	<u>20,192,006</u>	<u>(324,669)</u>	<u>18,762,441</u>
<b>EXCESS (DEFICIENCY) OF REVENUES OVER (UNDER) EXPENDITURES</b>	530,007	556,798	26,791	251,528
<b>OTHER FINANCING SOURCES</b>				
Proceeds from Sale of Equipment	-	-	-	31,310
Sale of Real Property Proceeds	-	4	4	-
Insurance Recovery Proceeds	-	4,255	4,255	4,255
Total Other Financing Sources	<u>-</u>	<u>4,259</u>	<u>4,259</u>	<u>35,565</u>
<b>NET CHANGE IN FUND BALANCE</b>	<u>\$ 530,007</u>	561,057	<u>\$ 31,050</u>	287,093
<b>FUND BALANCE</b>				
Beginning of Year		<u>5,317,161</u>		<u>5,030,068</u>
End of Year		<u>\$ 5,878,218</u>		<u>\$ 5,317,161</u>

**ROCKFORD AREA SCHOOLS  
INDEPENDENT SCHOOL DISTRICT NO. 883  
FOOD SERVICE SPECIAL REVENUE FUND  
BALANCE SHEET  
JUNE 30, 2020  
(WITH SUMMARIZED FINANCIAL INFORMATION AS OF JUNE 30, 2019)**

	<u>2020</u>	<u>2019</u>
<b>ASSETS</b>		
Cash and Investments	\$ 80,359	\$ 45,134
Receivables:		
Accounts and Interest Receivable	60,929	-
Due from Minnesota Department of Education	-	5,867
Due from Federal Government through the Minnesota Department of Education	7,470	40,818
Prepaid Items	<u>34,322</u>	<u>18,849</u>
 Total Assets	 <u>\$ 183,080</u>	 <u>\$ 110,668</u>
 <b>LIABILITIES AND FUND BALANCE</b>		
Liabilities:		
Unearned Revenue	9,836	8,849
 Fund Balance:		
Prepaid Items	34,322	18,849
Restricted:		
Other Restricted	<u>138,922</u>	<u>82,970</u>
Total Fund Balance	<u>173,244</u>	<u>101,819</u>
 Total Liabilities and Fund Balance	 <u>\$ 183,080</u>	 <u>\$ 110,668</u>

**ROCKFORD AREA SCHOOLS  
INDEPENDENT SCHOOL DISTRICT NO. 883  
FOOD SERVICE SPECIAL REVENUE FUND  
STATEMENT OF REVENUES, EXPENDITURES, AND CHANGE IN FUND BALANCE  
BUDGET AND ACTUAL  
YEAR ENDED JUNE 30, 2020  
(WITH SUMMARIZED FINANCIAL INFORMATION AS OF JUNE 30, 2019)**

	2020		Over (Under) Final Budget	2019
	Final Budget	Actual Amounts		Actual Amounts
<b>REVENUES</b>				
Local Sources:				
Earnings on Investments	\$ -	\$ 808	\$ 808	\$ 661
Other - Primarily Meal Sales	479,923	324,413	(155,510)	419,630
State Sources	35,613	25,371	(10,242)	34,724
Federal Sources	297,005	383,996	86,991	310,105
Total Revenues	<u>812,541</u>	<u>734,588</u>	<u>(77,953)</u>	<u>765,120</u>
<b>EXPENDITURES</b>				
Current:				
Salaries	375,920	354,731	(21,189)	335,928
Purchased Services	47,458	54,115	6,657	67,114
Supplies and Materials	370,558	254,317	(116,241)	357,464
Total Expenditures	<u>793,936</u>	<u>663,163</u>	<u>(130,773)</u>	<u>760,506</u>
<b>NET CHANGE IN FUND BALANCE</b>	<u>\$ 18,605</u>	71,425	<u>\$ 52,820</u>	4,614
<b>FUND BALANCE</b>				
Beginning of Year		<u>101,819</u>		<u>97,205</u>
End of Year		<u>\$ 173,244</u>		<u>\$ 101,819</u>

**ROCKFORD AREA SCHOOLS  
INDEPENDENT SCHOOL DISTRICT NO. 883  
COMMUNITY SERVICE SPECIAL REVENUE FUND  
BALANCE SHEET  
JUNE 30, 2020  
(WITH SUMMARIZED FINANCIAL INFORMATION AS OF JUNE 30, 2019)**

	2020	2019
<b>ASSETS</b>		
Cash and Investments	\$ 289,832	\$ 284,386
Receivables:		
Current Taxes	65,613	63,376
Delinquent Taxes	7,971	4,640
Accounts and Interest Receivable	8,395	4,952
Due from Other Minnesota School Districts	7,570	7,570
Due from Minnesota Department of Education	15,080	17,575
Due from Other Governmental Units	3,212	-
Due from Other Funds	2,519	3,408
 Total Assets	 \$ 400,192	 \$ 385,907
 <b>LIABILITIES, DEFERRED INFLOWS OF RESOURCES, AND FUND BALANCE</b>		
Liabilities:		
Salaries and Compensated Absences Payable	\$ 33,898	\$ 27,961
Accounts and Contracts Payable	7,315	6,401
Unearned Revenue	117,567	88,677
Total Liabilities	158,780	123,039
 Deferred Inflows of Resources:		
Property Taxes Levied for Subsequent Year	130,442	129,974
Unavailable Revenue - Delinquent Taxes	7,971	4,640
Total Deferred Inflows of Resources	138,413	134,614
 Fund Balance:		
Restricted:		
Community Education Programs	-	(76,563)
Early Childhood and Family Education Programs	68,233	32,096
School Readiness	-	25,224
Other Restricted	34,766	147,497
Total Fund Balance	102,999	128,254
 Total Liabilities, Deferred Inflows of Resources, and Fund Balance	 \$ 400,192	 \$ 385,907

**ROCKFORD AREA SCHOOLS  
INDEPENDENT SCHOOL DISTRICT NO. 883  
COMMUNITY SERVICE SPECIAL REVENUE FUND  
STATEMENT OF REVENUES, EXPENDITURES, AND CHANGE IN FUND BALANCE  
BUDGET AND ACTUAL  
YEAR ENDED JUNE 30, 2020  
(WITH SUMMARIZED FINANCIAL INFORMATION AS OF JUNE 30, 2019)**

	2020		Over (Under) Final Budget	Actual Amounts
	Final Budget	Actual Amounts		
<b>REVENUES</b>				
Local Sources:				
Property Taxes	\$ 129,417	\$ 126,087	\$ (3,330)	\$ 127,963
Earnings on Investments	-	3,021	3,021	-
Other - Primarily Tuition and Fees	1,092,341	882,059	(210,282)	1,011,022
State Sources	184,065	188,563	4,498	171,950
Total Revenues	<u>1,405,823</u>	<u>1,199,730</u>	<u>(206,093)</u>	<u>1,310,935</u>
<b>EXPENDITURES</b>				
Current:				
Salaries	909,561	879,393	(30,168)	913,991
Employee Benefits	188,036	167,458	(20,578)	192,353
Purchased Services	151,596	123,434	(28,162)	134,471
Supplies and Materials	63,815	49,279	(14,536)	64,010
Other Expenditures	875	546	(329)	732
Capital Outlay	10,000	10,488	488	5,675
Debt Service:				
Principal	-	3,019	3,019	-
Interest and Fiscal Charges	-	425	425	-
Total Expenditures	<u>1,323,883</u>	<u>1,234,042</u>	<u>(89,841)</u>	<u>1,311,232</u>
<b>EXCESS (DEFICIENCY) OF REVENUES OVER (UNDER) EXPENDITURES</b>	81,940	(34,312)	(116,252)	(297)
<b>OTHER FINANCING SOURCES</b>				
Capital Lease Proceeds	-	9,057	9,057	-
<b>NET CHANGE IN FUND BALANCE</b>	<u>\$ 81,940</u>	<u>(25,255)</u>	<u>\$ (107,195)</u>	<u>(297)</u>
<b>FUND BALANCE</b>				
Beginning of Year		<u>128,254</u>		<u>128,551</u>
End of Year		<u>\$ 102,999</u>		<u>\$ 128,254</u>

**ROCKFORD AREA SCHOOLS  
INDEPENDENT SCHOOL DISTRICT NO. 883  
DEBT SERVICE FUND  
BALANCE SHEET  
JUNE 30, 2020  
(WITH SUMMARIZED FINANCIAL INFORMATION AS OF JUNE 30, 2019)**

	2020	2019
<b>ASSETS</b>		
Cash and Investments	\$ 2,860,395	\$ 3,023,702
Receivables:		
Current Taxes	2,192,115	2,114,965
Delinquent Taxes	250,639	150,891
Accounts and Interest Receivable	11,047	7,191
Due from Minnesota Department of Education	38,305	41,307
Total Assets	\$ 5,352,501	\$ 5,338,056
<b>DEFERRED INFLOWS OF RESOURCES AND FUND BALANCE</b>		
Deferred Inflows of Resources:		
Property Taxes Levied for Subsequent Year	\$ 4,252,277	\$ 4,247,584
Unavailable Revenue - Delinquent Taxes	249,639	150,891
Total Deferred Inflows of Resources	4,501,916	4,398,475
Fund Balance:		
Restricted	850,585	939,581
Total Deferred Inflows of Resources and Fund Balance	\$ 5,352,501	\$ 5,338,056

**ROCKFORD AREA SCHOOLS  
INDEPENDENT SCHOOL DISTRICT NO. 883  
DEBT SERVICE FUND  
STATEMENT OF REVENUES, EXPENDITURES, AND CHANGE IN FUND BALANCE  
BUDGET AND ACTUAL  
YEAR ENDED JUNE 30, 2020  
(WITH SUMMARIZED FINANCIAL INFORMATION AS OF JUNE 30, 2019)**

	2020		Over (Under) Final Budget	2019
	Final Budgeted Amounts	Actual Amounts		Actual Amounts
<b>REVENUES</b>				
Local Sources:				
Property Tax	\$ 4,144,375	\$ 4,044,430	\$ (99,945)	\$ 4,142,375
Earnings on Investments	-	35,512	35,512	45,322
State Sources	383,062	386,376	3,314	413,431
Total Revenues	<u>4,527,437</u>	<u>4,466,318</u>	<u>(61,119)</u>	<u>4,601,128</u>
<b>EXPENDITURES</b>				
Debt Service:				
Bond Principal	3,230,000	3,230,000	-	3,050,000
Bond Interest	1,323,888	1,323,888	-	1,463,038
Paying Agent Fees and Other	1,500	1,426	(74)	1,425
Total Expenditures	<u>4,555,388</u>	<u>4,555,314</u>	<u>(74)</u>	<u>4,514,463</u>
<b>EXCESS (DEFICIENCY) OF REVENUES OVER (UNDER) EXPENDITURES</b>	(27,951)	(88,996)	(61,045)	86,665
<b>OTHER FINANCING SOURCES</b>				
Transfers In	-	-	-	12,257
<b>NET CHANGE IN FUND BALANCE</b>	<u>\$ (27,951)</u>	<u>(88,996)</u>	<u>\$ (61,045)</u>	98,922
Fund Balance - Beginning of Year		<u>939,581</u>		<u>840,659</u>
<b>FUND BALANCE - END OF YEAR</b>		<u>\$ 850,585</u>		<u>\$ 939,581</u>

**ROCKFORD AREA SCHOOLS  
INDEPENDENT SCHOOL DISTRICT NO. 883  
UNIFORM FINANCIAL ACCOUNTING AND REPORTING STANDARDS  
COMPLIANCE TABLE  
JUNE 30, 2020**

	Audit	UFARS	Audit-UFARS		Audit	UFARS	Audit-UFARS
<b>01 GENERAL FUND</b>				<b>06 BUILDING CONSTRUCTION</b>			
Total Revenues	\$ 20,753,059	\$ 20,753,059	\$ -	Total Revenues	\$ -	\$ -	\$ -
Total Expenditures	20,192,006	20,192,005	1	Total Expenditures	-	-	-
<i>Nonspendable:</i>				<i>Nonspendable:</i>			
460 Nonspendable Fund Balance	-	-	-	460 Nonspendable Fund Balance	-	-	-
<i>Restricted/Reserved:</i>				<i>Restricted/Reserved:</i>			
401 Student Activities	100,564	100,564	-	407 Capital Projects Levy	-	-	-
403 Staff Development	149,851	149,851	-	409 Alternative Fac. Program	-	-	-
406 Health & Safety	-	-	-	413 Projects Funded by COP/LP	-	-	-
407 Capital Project Levy	-	-	-	<i>Restricted:</i>			
408 Cooperative Programs	-	-	-	464 Restricted Fund Balance	-	-	-
409 Alternative Facilities	-	-	-	<i>Unassigned:</i>			
413 Projects Funded by COP/LP	-	-	-	463 Unassigned Fund Balance	-	-	-
414 Operating Debt	-	-	-				
416 Levy Reduction	-	-	-	<b>07 DEBT SERVICE</b>			
417 Excess Taconite Building Maint. Funds	-	-	-	Total Revenues	4,449,808	4,449,807	1
423 Certain Teacher Programs	-	-	-	Total Expenditures	4,555,314	4,555,313	1
424 Operating Capital	1,160,379	1,160,379	-	<i>Nonspendable:</i>			
426 \$25 Taconite	-	-	-	460 Nonspendable Fund Balance	-	-	-
427 Disabled Accessibility	-	-	-	<i>Restricted/Reserved:</i>			
428 Learning & Development	-	-	-	425 Bond Refundings	-	-	-
434 Area Learning Center	-	-	-	451 QZAB and QSCB Payments	-	-	-
435 Contracted Alt. Programs	-	-	-	<i>Restricted:</i>			
436 St. Approved Alt. Prog.	-	-	-	464 Restricted	731,702	731,702	-
438 Gifted & Talented	-	-	-	<i>Unassigned</i>			
441 Basic Skills	-	-	-	463 Unassigned Fund Balance	-	-	-
448 Achievement & Integration	2,046	2,046	-				
449 Safe Schools Levy	52,227	52,227	-	<b>08 TRUST</b>			
450 Pre-Kindergarten	-	-	-	Total Revenues	-	-	-
451 QZAB and QSCB Payments	-	-	-	Total Expenditures	-	-	-
452 OPEB Liab. Not in Trust	-	-	-	422 Net Assets	-	-	-
453 Unfunded Sev & Retirement Levy	-	-	-				
467 Long Term Facilities Maintenance	364,627	364,627	-	<b>09 AGENCY</b>			
<i>Restricted:</i>				<i>Unrestricted: Should Always Be 0-</i>			
464 Restricted Fund Balance	-	-	-	422 Unassigned	-	-	-
<i>Committed:</i>							
418 Committed for Separation	-	-	-	<b>20 INTERNAL SERVICE</b>			
461 Committed Fund Balance	-	-	-	Total Revenues	-	-	-
<i>Assigned:</i>				Total Expenditures	-	-	-
462 Assigned Fund Balance	580,724	580,723	1	422 Net Assets	-	-	-
<i>Unassigned:</i>							
422 Unassigned	3,467,800	3,467,798	2	<b>25 OPEB REVOCABLE TRUST</b>			
<b>02 FOOD SERVICE</b>				Total Revenues	-	-	-
Total Revenues	734,588	734,588	-	Total Expenditures	-	-	-
Total Expenditures	663,163	663,163	-	422 Net Assets	-	-	-
<i>Nonspendable:</i>				<b>45 OPEB IRREVOCABLE TRUST</b>			
460 Nonspendable Fund Balance	34,322	34,322	-	Total Revenues	27,079	27,079	-
<i>Restricted/Reserved:</i>				Total Expenditures	57,638	57,638	-
452 OPEB Liab. Not in Trust	-	-	-	422 Net Assets	1,142,350	1,142,349	1
464 Restricted Fund Balance	138,922	138,922	-				
<i>Unassigned:</i>				<b>47 OPEB DEBT SERVICE</b>			
463 Unassigned Fund Balance	-	-	-	Total Revenues	16,510	16,510	-
<b>04 COMMUNITY SERVICE</b>				Total Expenditures	-	-	-
Total Revenues	1,199,730	1,199,727	3	<i>Nonspendable:</i>			
Total Expenditures	1,243,099	1,243,097	2	460 Nonspendable Fund Balance	-	-	-
<i>Nonspendable:</i>				<i>Restricted:</i>			
460 Nonspendable Fund Balance	-	-	-	425 Bond Refundings	-	-	-
<i>Restricted/Reserved:</i>				464 Restricted Fund Balance	118,883	118,883	-
426 \$25 Taconite	-	-	-	<i>Unassigned</i>			
431 Community Education	*	(145,241)	(1)	463 Unassigned Fund Balance	-	-	-
432 E.C.F.E.	68,233	68,233	-				
444 School Readiness	*	(7,254)	-				
447 Adult Basic Education	-	-	-				
452 OPEB Liab. Not in Trust	-	-	-				
<i>Restricted:</i>							
464 Restricted Fund Balance	187,261	187,260	1				
<i>Unassigned:</i>							
463 Unassigned Fund Balance	-	-	-				

**REPORTS RELATED TO *GOVERNMENT AUDITING STANDARDS*  
AND SINGLE AUDIT**



**INDEPENDENT AUDITORS' REPORT ON INTERNAL CONTROL OVER  
FINANCIAL REPORTING AND ON COMPLIANCE AND OTHER MATTERS  
BASED ON AN AUDIT OF FINANCIAL STATEMENTS PERFORMED  
IN ACCORDANCE WITH GOVERNMENT AUDITING STANDARDS**

School Board  
Independent School District No. 883  
Rockford Area Schools  
Rockford, Minnesota

We have audited, in accordance with the auditing standards generally accepted in the United States of America and the standards applicable to financial audits contained in *Government Auditing Standards* issued by the Comptroller General of the United States, the financial statements of the governmental activities, each major fund, and the aggregate remaining fund information of Independent School District No. 883 (the District), as of and for the year ended June 30, 2020, and the related notes to the financial statements, which collectively comprise the District's basic financial statements, and have issued our report thereon dated October 16, 2020.

**Internal Control Over Financial Reporting**

In planning and performing our audit of the financial statements, we considered the District's internal control over financial reporting (internal control) to determine the audit procedures that are appropriate in the circumstances for the purpose of expressing our opinions on the financial statements, but not for the purpose of expressing an opinion on the effectiveness of the District's internal control. Accordingly, we do not express an opinion on the effectiveness of the District's internal control.

A *deficiency in internal control* exists when the design or operation of a control does not allow management or employees, in the normal course of performing their assigned functions, to prevent, or detect and correct, misstatements on a timely basis. A *material weakness* is a deficiency, or a combination of deficiencies, in internal control such that there is a reasonable possibility that a material misstatement of the entity's financial statements will not be prevented, or detected and corrected on a timely basis. A *significant deficiency* is a deficiency, or a combination of deficiencies, in internal control that is less severe than a material weakness yet important enough to merit attention by those charged with governance.

Our consideration of internal control was for the limited purpose described in the first paragraph of this section and was not designed to identify all deficiencies in internal control that might be material weaknesses or significant deficiencies and therefore, material weaknesses or significant deficiencies may exist that have not been identified. We did identify certain deficiencies in internal control, described in the accompanying schedule of findings and questioned costs at item 2020-001 that we consider to be a material weakness.

### **Compliance and Other Matters**

As part of obtaining reasonable assurance about whether the District's financial statements are free from material misstatement, we performed tests of its compliance with certain provisions of laws, regulations, contracts, and grant agreements, noncompliance with which could have a direct and material effect on the determination of financial statement amounts. However, providing an opinion on compliance with those provisions was not an objective of our audit and, accordingly, we do not express such an opinion. The results of our tests disclosed no instances of noncompliance or other matters that are required to be reported under *Government Auditing Standards*.

### **The District's Response to Findings**

The District's response to the findings identified in our audit is described in the accompanying schedule of findings and responses. The District's response was not subjected to the auditing procedures applied in the audit of the financial statements and, accordingly, we express no opinion on it.

### **Purpose of this Report**

The purpose of this report is solely to describe the scope of our testing of internal control and compliance and the results of that testing, and not to provide an opinion on the effectiveness of the District's internal control or on compliance. This report is an integral part of an audit performed in accordance with *Government Auditing Standards* in considering the District's internal control and compliance. Accordingly, this communication is not suitable for any other purpose.



**CliftonLarsonAllen LLP**

Minneapolis, Minnesota  
October 16, 2020



**INDEPENDENT AUDITORS' REPORT ON COMPLIANCE FOR EACH MAJOR  
FEDERAL PROGRAM AND REPORT ON INTERNAL CONTROL OVER  
COMPLIANCE REQUIRED BY THE UNIFORM GUIDANCE**

School Board  
Independent School District No. 883  
Rockford Area Schools  
Rockford, Minnesota

**Report on Compliance for Each Major Federal Program**

We have audited the Independent School District No. 883's (the District) compliance with the types of compliance requirements described in the *OMB Compliance Supplement* that could have a direct and material effect on each of the District's major federal programs for the year ended June 30, 2020. The District's major federal programs are identified in the summary of auditors' results section of the accompanying schedule of findings and questioned costs.

***Management's Responsibility***

Management is responsible for compliance with federal statutes, regulations, and the terms and conditions of its federal awards applicable to its federal programs.

***Auditors' Responsibility***

Our responsibility is to express an opinion on compliance for each of the District's major federal programs based on our audit of the types of compliance requirements referred to above. We conducted our audit of compliance in accordance with auditing standards generally accepted in the United States of America; the standards applicable to financial audits contained in *Government Auditing Standards*, issued by the Comptroller General of the United States; and the audit requirements of Title 2 U.S. Code of Federal Regulations Part 200, *Uniform Administrative Requirements, Cost Principles, and Audit Requirements for Federal Awards* (Uniform Guidance). Those standards and the Uniform Guidance require that we plan and perform the audit to obtain reasonable assurance about whether noncompliance with the types of compliance requirements referred to above that could have a direct and material effect on a major federal program occurred. An audit includes examining, on a test basis, evidence about the District's compliance with those requirements and performing such other procedures as we considered necessary in the circumstances.

We believe that our audit provides a reasonable basis for our opinion on compliance for major federal programs. However, our audit does not provide a legal determination of the District's compliance.

***Opinion on each Major Federal Program***

In our opinion, the District complied, in all material respects, with the types of compliance requirements referred to above that could have a direct and material effect on each of its major federal programs for the year ended June 30, 2020.

### **Report on Internal Control Over Compliance**

Management of the District is responsible for establishing and maintaining effective internal control over compliance with the types of compliance requirements referred to above. In planning and performing our audit of compliance, we considered the District's internal control over compliance with the types of requirements that could have a direct and material effect on each major federal program to determine the auditing procedures that are appropriate in the circumstances for the purpose of expressing an opinion on compliance for each major federal program and to test and report on internal control over compliance in accordance with the Uniform Guidance, but not for the purpose of expressing an opinion on the effectiveness of internal control over compliance. Accordingly, we do not express an opinion on the effectiveness of the District's internal control over compliance.

*A deficiency in internal control over compliance* exists when the design or operation of a control over compliance does not allow management or employees, in the normal course of performing their assigned functions, to prevent, or detect and correct, noncompliance with a type of compliance requirement of a federal program on a timely basis. *A material weakness in internal control over compliance* is a deficiency, or a combination of deficiencies, in internal control over compliance, such that there is a reasonable possibility that material noncompliance with a type of compliance requirement of a federal program will not be prevented, or detected and corrected, on a timely basis. *A significant deficiency in internal control over compliance* is a deficiency, or a combination of deficiencies, in internal control over compliance with a type of compliance requirement of a federal program that is less severe than a material weakness in internal control over compliance, yet important enough to merit attention by those charged with governance.

Our consideration of internal control over compliance was for the limited purpose described in the first paragraph of this section and was not designed to identify all deficiencies in internal control over compliance that might be material weaknesses or significant deficiencies. We did not identify any deficiencies in internal control over compliance that we consider to be material weaknesses. However, material weaknesses may exist that have not been identified.

The purpose of this report on internal control over compliance is solely to describe the scope of our testing of internal control over compliance and the results of that testing based on the requirements of the Uniform Guidance. Accordingly, this report is not suitable for any other purpose.



**CliftonLarsonAllen LLP**

Minneapolis, Minnesota  
October 16, 2020

**ROCKFORD AREA SCHOOLS  
INDEPENDENT SCHOOL DISTRICT NO. 883  
SCHEDULE OF EXPENDITURES OF FEDERAL AWARDS  
YEAR ENDED JUNE 30, 2020**

Federal Agency/Pass-Through Grantor/Program Title	Federal CFDA Number	Pass-Through Grantor's Number	Federal Expenditures	Passed Through to Subrecipients
<b>U.S. DEPARTMENT OF AGRICULTURE</b>				
Passed Through Minnesota Department of Education:				
Child Nutrition Cluster:				
Non-Cash Assistance (Commodities):				
National School Lunch Program	10.555	1-0883-000	\$ 53,286	\$ -
Cash Assistance:				
School Breakfast Program	10.553	1-0883-000	28,195	-
National School Lunch Program	10.555	1-0883-000	160,611	-
Summer Food Service Program for Children	10.559	1-0883-000	141,904	-
Total Child Nutrition Cluster			<u>383,996</u>	<u>-</u>
Total U.S. Department of Agriculture			383,996	-
<b>U.S. DEPARTMENT OF EDUCATION</b>				
Passed Through Northwest Suburban Integration School District:				
Magney Schools Assistance	84.165	U165A180040	462,005	-
Passed Through Great River Perkins Consortium:				
Carl Perkins Vocational and Applied Technology	84.048	N/A	2,430	-
Passed Through Minnesota Department of Education:				
Title I Grants for Local Educational Agencies	84.010	S010A180023A	142,357	-
Special Education Cluster:				
Special Education Grants to States	84.027	1-6050-061	84,330	-
Special Education Preschool Grants	84.173	H173A180086	11,502	-
Total Special Education Cluster			<u>95,832</u>	<u>-</u>
Title II, Part A - Teacher and Principal Training and Recruiting	84.367	S367A180022	30,393	-
Title IV, Part A - Student Support and Academic Enrichment Program	84.424	N/A	20,601	-
Total U.S. Department of Education			<u>753,618</u>	<u>-</u>
Total Federal Awards			<u>\$ 1,137,614</u>	<u>\$ -</u>

Notes to Schedule of Expenditures of Federal Awards:

Note 1:

The Schedule of Expenditures of Federal Awards presents the activity of federal award programs expended by Rockford Area Schools.

**ROCKFORD AREA SCHOOLS  
INDEPENDENT SCHOOL DISTRICT NO. 883  
SCHEDULE OF EXPENDITURES OF FEDERAL AWARDS (CONTINUED)  
YEAR ENDED JUNE 30, 2020**

Notes to Schedule of Expenditures of Federal Awards (Continued):

Note 2:

The expenditures on this schedule are on the modified accrual basis of accounting, which is described in Note 1 to the basic financial statements of the District. Such expenditures are recognized following the cost principles contained in the Uniform Guidance, wherein certain types of expenditures are not allowable or are limited as to reimbursement. The District has not elected to use the 10% de minimis indirect costs rate as allowed under Uniform Guidance.

Note 3:

The total of CFDA #10.555 is \$213,897.



## INDEPENDENT AUDITORS' REPORT ON MINNESOTA LEGAL COMPLIANCE

School Board  
Independent School District No. 883  
Rockford Area Schools  
Rockford, Minnesota

We have audited, in accordance with auditing standards generally accepted in the United States of America and the standards applicable to financial audits contained in *Government Auditing Standards*, issued by the Comptroller General of the United States, the financial statements of the governmental activities, each major fund, and the aggregate remaining fund information of Independent School District No. 883 (the District), as of and for the year ended June 30, 2020, and the related notes to the financial statements which collectively comprise the District's basic financial statements and have issued our report thereon dated October 16, 2020.

In connection with our audit, nothing came to our attention that caused us to believe that the District failed to comply with the provisions of the contracting and bidding, deposits and investments, conflicts of interest, public indebtedness, claims and disbursements, miscellaneous provisions, and uniform financial accounting and reporting standards sections of the *Minnesota Legal Compliance Audit Guide for School Districts*, promulgated by the State Auditor pursuant to Minn. Stat §6.65, insofar as they relate to accounting matters. However, our audit was not directed primarily toward obtaining knowledge of such noncompliance. Accordingly, had we performed additional procedures, other matters may have come to our attention regarding the District's noncompliance with the above-referenced provisions, insofar as they relate to accounting matters.

The purpose of this report is solely to describe the scope of our testing of compliance relating to the provisions of the *Minnesota Legal Compliance Audit Guide for School Districts* and the results of that testing, and not to provide an opinion on compliance. Accordingly, this communication is not suitable for any other purpose.

*CliftonLarsonAllen LLP*

**CliftonLarsonAllen LLP**

Minneapolis, Minnesota  
October 16, 2020

**ROCKFORD AREA SCHOOLS  
INDEPENDENT SCHOOL DISTRICT NO. 883  
SCHEDULE OF FINDINGS AND QUESTIONED COSTS  
YEAR ENDED JUNE 30, 2020**

**A. SUMMARY OF AUDITORS' RESULTS**

***Financial Statements***

Type of auditor's report issued: *Unmodified*

Internal control over financial reporting:

- Material weakness(es) identified?                        X     yes               no
- Significant deficiency(ies) identified?                       yes        X     none reported

Noncompliance material to financial statements noted?                               yes        X     no

***Federal Awards***

Internal control over major programs:

- Material weakness(es) identified?                               yes        X     no
- Significant deficiency(ies) identified?                       yes        X     none reported

Type of auditor's report issued on compliance for major programs: *Unmodified*

Any audit findings disclosed that are required to be reported in accordance with 2 CFR 200.516(a)?                               yes        X     no

Identification of major programs:

<u>CFDA Numbers</u>	<u>Name of Federal Program or Cluster</u>
10.553, 10.555, and 10.559	Child Nutrition Cluster
84.027 and 84.173	Special Education Cluster

Dollar threshold used to distinguish between Type A and Type B programs:                    \$750,000

Auditee qualified as low-risk auditee?                               yes        X     no

**ROCKFORD AREA SCHOOLS  
INDEPENDENT SCHOOL DISTRICT NO. 883  
SCHEDULE OF FINDINGS AND QUESTIONED COSTS (CONTINUED)  
YEAR ENDED JUNE 30, 2020**

**B. FINDINGS – FINANCIAL STATEMENT AUDIT – MATERIAL WEAKNESS**

**Finding 2020-001 - Financial Statement Preparation**

- Criteria:** Management is responsible for establishing and maintaining internal controls, including monitoring, and for the fair presentation in the financial statements in accordance with Governmental Accounting Standards Board Statement No. 34.
- Condition:** The District does not have an internal control policy in place over annual financial reporting that would enable management to prepare its annual financial statements and related footnote disclosures are complete and presented in accordance with GAAP.
- Cause:** The District relies on the audit firm to prepare the annual financial statements and related footnote disclosures. However, they have reviewed and approved the annual financial statements and related footnote disclosures.
- Effect:** The design of controls over the financial reporting process would affect the ability of the District to report financial data consistently with the assertions of management in the financial statements.
- Recommendation:** Management should continue to evaluate their internal staff capacity to determine if an internal control policy over the annual financial reporting is beneficial.

**VIEWS OF RESPONSIBLE OFFICIALS AND PLANNED CORRECTIVE ACTIONS:**

**Contact Person:** Sherlyn Tischner, Business Manager

**Corrective Action Plan:** A corrective action plan is in place.

**Anticipated Completion Date:** June 30, 2021.

**C. FINDINGS AND QUESTIONED COSTS – MAJOR FEDERAL**

None noted

**D. FINDINGS AND QUESTIONED COSTS – MINNESOTA LEGAL COMPLIANCE**

None noted





**ROCKFORD AREA SCHOOLS  
INDEPENDENT SCHOOL DISTRICT 883  
BOARD OF EDUCATION**

**Subject: Acknowledgement of Contributions Resolution**

Meeting Date: November 16, 2020

Prepared by: Superintendent's Office

Date Prepared: November 9, 2020

Information     
  Briefing     
  Action     
  Enclosure Item(s)

**RESOLUTION**

Whereas Minnesota Statute 123B.02 permits school boards to "...receive, for the benefit of the district, bequests, donations, or gifts for any proper purpose and apply the same to the purpose designated. In that behalf, the board may act as trustee of any trust created for the benefit of the district, and for the benefit of pupils thereof."

Therefore, be it resolved by the School Board of Rockford Area Schools, Independent School District 883 that the School Board accepts, with appreciation, the contributions detailed below.

<i>Donor</i>	<i>Amount</i>	<i>Fund</i>
Dara & Rick Appoloni	Water bottles (20)	General Fund
Jennifer Weeding	School Supplies (2 bags full)	General Fund
Taylor and Noelle Smith	TI-84 Plus SE Calculator	General Fund
Cali Zastoupil	TI-83 Plus Calculator	General Fund
Marybeth Sauer	Hats, Gloves, and Pants	General Fund
Brandy Gelle	96 bottles of water, hula hoop, basketballs, football, foam baseballs, and bottles of hand sanitizers	General Fund
RAAA	Aglime	Activity Fund (Softball)
Vicki Knudson	Masks	General Fund
Stephanie Adams	Masks	General Fund
Carrie Peterson	Case of Water	General Fund
Shannon Sand	Hula hoops, various balls, jump ropes	General Fund



**ROCKFORD AREA SCHOOLS  
INDEPENDENT SCHOOL DISTRICT 883**

**BOARD OF EDUCATION**

**Subject: High School Principal's Report**

Meeting Date: November 16, 2020

Prepared by: Paul Menard

Date Prepared: November 11, 2020

Information       Briefing       Action       Enclosure Item(s)

- 
- Change to chill
  - Hybrid Learning reflections
  - Equity goal
  - Registration
  - New courses



**ROCKFORD AREA SCHOOLS  
INDEPENDENT SCHOOL DISTRICT 883**

**BOARD OF EDUCATION**

**Subject: IB Report**

Meeting Date: November 16, 2020

Prepared by: Jill Gordee

Date Prepared: November 11, 2020

Information       Briefing       Action       Enclosure Item(s)

- 
- Verification Visit
  - MYP
  - DP
  - CP



**ROCKFORD AREA SCHOOLS  
INDEPENDENT SCHOOL DISTRICT 883**

**BOARD OF EDUCATION**

**Subject: RHS Courses for Approval**

Meeting Date: November 16, 2020

Prepared by: Jill Gordee

Date Prepared: November 11, 2020

Information       Briefing       Action       Enclosure Item(s)

---

Courses for approval for 2021-22. Please see attached.

## Courses Needing Board Approval

### New Courses

<b>Social Studies</b>	<b>English</b>	<b>Science</b>	<b>Math</b>
Economics and Government Grade: 11	DP Film SL & HL Grade: 11	DP Biology SL/HL Year 1 Grade: 11	DP Analysis & Approaches HL Year 1 Grade:
DP HL European History/ College Euro History Grade:	DP Lang & Lit 11 HL Year 1 Grade: 11		
DP SL Economics/ College Economics Grade	DP Lang & Lit SL Year 1 Grade: 11		

### Course Updates

<b>Social Studies</b>	<b>Spanish</b>	<b>Business</b>
Theory of Knowledge 11 Grade: 11	Spanish B SL Year 1 (formerly Span III) Grade: 11, 12	Personal & Professional Skills (Formerly Career Exploration) Grade: 11, 12

## **Individuals & Societies**

### **New Courses -**

#### **Economics and Government**

**Grade: 11**

#### **Year long course**

Economics provides an introduction to the basic principles of micro and macroeconomics as well as opportunities to learn and practice skills in personal finance. This class will also explore aspects of U.S. Government including budgeting and spending, foreign policy tools including trade, as well as the role of international law and world affairs.

Students will investigate topics such as interest rates, money supply, economic growth, supply and demand, markets, inflation, taxation and competition. Additionally, students will practice personal finance skills such as preparing tax statements, using credit wisely, buying and selling stock, financing a house and car and balancing a checkbook.

#### **DP HL European History / College Euro History**

**Grade: 11**

#### **Year long course**

This is a co-seated class for IB DP History and CITS Hist 1207 and Hist 1208

\*Dual credit through University of Minnesota Duluth (8 college credits for 12th grade students in the top 1/2 of their class)

\*Students can take the course for college/high school credit. If taken for college credit, the student will receive a grade and credit on a college transcript.

This is a survey of European history. The course begins with an overview of prehistory through the Middle Ages, followed by an intense investigation and analysis of the making of modern Europe. Students enrolling in this course should be prepared for a challenging schedule and workload. Regular reading of 20+ pages a week is required. A great deal of academic writing is expected from students enrolled in this course.

## **DP SL Economics / College Economics**

**Grade: 11**

**Year long course**

This is a co-seated class for IB DP Economics and CIS Econ 201.

\*Dual credit through St. Cloud State University (3 college credits for 11th grade students in the top 1/3 and 12th grade students in the top 1/2 of their grade)

\*Students can take the course for college/high school credit. If taken for college credit, the student will receive a grade and credit on a college transcript.

This course is the equivalent of a college level introductory course in micro and macroeconomics. The purpose of college economics is to give students a thorough understanding of the principles of economics that apply to the economic system as a whole (macroeconomics) and the individual decision makers, both producers and consumers, within the larger economic system (microeconomics). A research report will be required of students.

### **Course Updates -**

#### **Theory of Knowledge 11**

**Grade: 11**

**Spring Semester**

**(Title Change & New Description)**

Students enrolled in Theory of Knowledge will take one semester in their Junior Year and one in their Senior Year.

The course is designed to allow students to explore what they know and understand and why they know it. We will use readings, documentaries, podcasts, movies and work in other courses to begin conversations that expand our understanding of the world around us. Students will learn to evaluate knowledge and engage with others who may have a different understanding of knowing. Students have freedom to exercise their learning and follow new ideas as they develop their knowledge. The course will also help students understand how much there is left to know.

Students will reflect on their experiences as learners and make connections between academic courses and the outside world through the examination of knowledge questions. Students will develop an understanding of why critically examining knowledge is important, be able to evaluate beliefs, and knowledge claims, and realize that acquisition of knowledge places responsibilities on the learner.

## **Mathematics**

### **New Courses -**

#### **DP Analysis & Approaches HL Year 1**

**Grade: 11**

#### **Year long course**

The topics studied in this course are those traditionally offered in the first full year of Calculus in college. This course is designed for students who wish to take the High-Level IB Mathematics examination. Mathematics HL is a course designed for highly motivated students who seek the challenge of an intensive college level Mathematics course, equivalent to Calculus I and part of Calculus II. The topics studied include limits, continuity, derivatives, and integrals of algebraic and transcendental functions and their applications, advanced Trigonometry, and differential equations. This course is recommended only for those students who anticipate studying Mathematics or a related field in college.

## **English**

### **New Courses -**

#### **DP Film SL & HL**

**Grades: 11**

#### **Year long course**

The DP film course aims to develop students as proficient interpreters and makers of film texts. Through the study and analysis of film texts, and practical exercises in film production, students develop critical abilities and appreciation of artistic, cultural, historical and global perspectives in film. They examine concepts, theories, practices and ideas from multiple perspectives, challenging their own views to understand and value those of others. Students are challenged to acquire and develop critical thinking, reflective analysis and imaginative synthesis through practical engagement in the art, craft and study of film.

Students experiment with film and multimedia technology, acquiring the skills and creative competencies required to successfully communicate through the language of the medium. They develop an artistic voice and learn how to express personal perspectives through film. The course emphasizes the importance of working collaboratively, international and intercultural dynamics, and an appreciation of the development of film across time and culture.

The film syllabus allows for greater breadth and depth in teaching and learning at HL through an additional assessment task, requiring HL students to reflect on the core syllabus areas to formulate their own intentions for a completed film. They work collaboratively as a core production team in order to effectively communicate on screen.

## **DP Lang & Lit 11 HL Year 1**

**Grade: 11**

### **Year-long course**

The language and literature course aims to develop skills of textual analysis and the understanding that texts, both literary and non-literary, can relate to culturally determined reading practices. The course also encourages students to question the meaning generated by language and texts. An understanding of the ways in which formal elements are used to create meaning in a text is combined with an exploration of how that meaning is affected by reading practices that are culturally defined and by the circumstances of production and reception. The study of literature in translation from other cultures is especially important to IB DP students because it contributes to a global perspective. Texts are chosen from a variety of sources, genres and media.

### **Update Title and Description**

#### **IB HL Lang & Lit/ Introduction to Rhetorical and Analytical Writing, SCSU ENGL191 and Classics of Literature, SCSU ENGL201**

This is a co-seated class for IB DP Lang & Lit and Intro to Rhetorical & Analytical Writing SCSU ENGL 191 and Classics of Lit SCSU ENGL201

\*Dual credit through St. Cloud State University (7 college credits for 12th grade students in the top 1/2 of their class, 4 for ENGL191 and 3 for ENGL201)

\*Students can take the course for college/high school credit. If taken for college credit, the student will receive a grade and credit on a college transcript.

IB HL Lang and Lit/ ENGL191 and 201 is a two-year course that studies the world wide IB curriculum as well as covering the requirements for English 191 and English 201 at St. Cloud State University. The class aims to develop skills of textual analysis and the understanding that texts, both literary and non-literary, can relate to culturally determined reading practices. The course also encourages students to question the meaning generated by language and texts. An understanding of the ways in which formal elements are used to create meaning in a text is combined with an exploration of how that meaning is affected by reading practices that are culturally defined and by the circumstances of production and reception. The study of literature in translation from other cultures is especially important to IB DP students because it contributes to a global perspective. Texts are chosen from a variety of sources, genres and media. Students will take the IB Lang and Lit exams at the end of their senior year.

## **DP Lang & Lit SL Year 1**

**Grade: 11**

### **Year long course**

Students will make comparisons and connections between texts and consider the various ways literary and visual forms explore ideas. Students will also study the relationships between a text, its author, and its audience. Ultimately, students will discover how literary works and other forms of communication generate meaning and relate to our global society as we seek to understand how perspectives are shaped.

## **Science**

### **New Courses -**

#### **DP Biology SL/HL Year 1**

**Grade: 11**

### **Year long course**

**Prerequisite: Chemistry**

*Assessments: Students are expected to complete the internal assessment (investigation and group 4 project) and take the IB SL exam that correlates with this course.*

This is a ONE-YEAR course where students can take the IB SL exam in May. The course moves at an accelerated pace as it meets all the requirements of the IB curriculum. All of the topics are common to a Freshman-Level college course. Topics covered include: cellular biology, molecular biology, genetics, human physiology, evolution and biodiversity, ecology, plus one additional topic (chosen from biotechnology and bioinformatics, ecology and conservation, or human physiology).

After successful completion of this course, students will have the option of taking **DP HL Biology YR 2** their senior year.

## **Language Acquisition**

### **Course Updates -**

#### **Spanish B SL Year 1 (formerly Span III)**

**Grade: 11, 12**

### **Year long course**

The level 3 Spanish class will build student's mastery of previously learned material as they communicate on a variety of interdisciplinary topics. Students will be exposed to more complex verb tenses and grammatical structures. Students will actively develop communicative and cultural proficiency through extensive written and spoken work in response to a variety of authentic texts. Instruction is conducted mainly in Spanish and students will be expected to increase their use of the language as the course progresses.

## **Business**

### **Course Updates -**

#### **Personal & Professional Skills - (Formerly Career Exploration)**

**Grade: 11, 12**

#### **Semester**

Personal and professional skills (PPS) is a two semester long course open to all students in grades 11 and 12, and is required for students completing the IB Career-Related Programme (CP) and OJT. It is designed to develop attitudes, skills, and strategies to be applied to current and future personal and professional situations. The emphasis is on skills development for success within the workplace. Examples of skills that will be learned: interviewing, resume building, job searching, communication within the workplace, dealing with unethical situations, and understanding career paths.



**ROCKFORD AREA SCHOOLS  
INDEPENDENT SCHOOL DISTRICT 883**

**BOARD OF EDUCATION**

**Subject: Activities & Athletics Report**

Meeting Date: November 16, 2020

Prepared by: Dan Pratt

Date Prepared: November 12, 2020

Information       Briefing       Action       Enclosure Item(s)

---

- **Fall Sports Recap**
- **Impacts to sports from COVID-19**
- **Winter Sports Virtual Meeting**
- **Winter Sports**



**ROCKFORD AREA SCHOOLS  
INDEPENDENT SCHOOL DISTRICT 883  
BOARD OF EDUCATION**

**Subject: DTL Board Report**

Meeting Date: Monday, November 16, 2020

Prepared by: Kevin Keller

Date Prepared: November 11, 2020

Information       Briefing       Action       Enclosure Item(s)

---

- **Testing Calendar**
- **DL Survey**

## Rockford Area Schools 2020-21 Testing/Assessment Schedule

Assessment/Test	Date Scheduled	School
<b>MCA/MTAS</b>	<b>RHS- Reading (10th) Math (11th) Science (HS)</b>  <b>RMS - Reading (5-8)</b> April 19-23, 2021 <b>Math (5-6)</b> April 26-30, 2021 <b>Science (5 &amp; 8)</b> May 4-5, 2021  <b>REAMS - Reading (3-4) Math (3-4)</b>	<b>RHS - Window</b> - Reading Mar 8-May 7, 2021; Math Mar 8 - May 7, 2021: Science Mar 8 - May 14, 2021.  <b>RMS - Reading</b> Apr 19-23,2021; <b>Math</b> Apr 25-30,2021; <b>Science</b> May4-5, 2021 Make-ups May 3, 6, 7 (Math & Reading) Make-ups May 10-14 Science  <b>REAMS - Window</b> - Reading Mar 8-May 7, 2021; Math Mar 8 - May 7, 2021.
<b>FAST</b>	<b>Fall window - 6 Weeks</b>  <b>Winter window – 6 Weeks</b>  <b>Spring window - 6 Weeks</b>	<b>REAMS</b> Grades K-4 - <b>Begins Sept. 8, 2020</b> <b>RMS</b> - Grades 5-8 - <b>Begins Sept. 21, 2020</b>  <b>REAMS</b> - Grades K-4 - <b>Begins Dec., 2020</b> <b>RMS</b> - Grades 5-8 - <b>Begins Dec., 2020</b>  <b>REAMS</b> - Grades K-4 - <b>Begins April, 2021</b> <b>RMS</b> - Grades 5-8 - <b>Begins April, 2021</b>
<b>ACCESS for ELLs</b>	<b>MN Department of Ed Access &amp; Alt Access is scheduled to begin January 25, 2021, and ends on March 8, 2021.</b>	<b>REAMS</b> – Grade K-4 - <b>Jan 25 - Mar 8, 2021</b>  <b>RMS</b> – Grade 5 – 8 Jan - 25 - Mar 8, 2021  <b>RHS</b> – Grades 9-12 - <b>Jan 25 - Mar 8, 2021</b>
<b>PSAT</b>		<b>HS - Oct. 14, 2020</b>
<b>ACT</b>		<b>HS - Online - April 20-22 &amp; April 27-29, 2021</b>
<b>ASVAB</b>		<b>HS - December 1 &amp; 4, 2020</b>
<b>AP Calc AB</b>		<b>HS - May 4, 2021 - 8:00 PM</b>
<b>AP Lit &amp; Comp</b>		<b>HS - May 5, 2021 - 8:00 PM</b>
<b>AP US History</b>		<b>HS - We do not have anyone taking this exam this year.</b>
<b>Accuplacer (10th grade only)</b>		<b>HS - 10th Grade - Waived this year.</b>
<b>STAR Assessments</b>	<b>RHS ONLY</b> Reading & Math - Grade 10-11	<b>HS - Fall Window - Oct. 19 -Nov. 6, 2020</b>

## Description of Assessments

Test Name	Grade Level	Test Subject	When
ACCESS for ELLs	Grades K-12	Reading, Writing, Speaking, and Listening	Winter
ACT	Grade 11	Career and College Assessments	Fall and Winter
AP English & AP US History	Grade 10	English, US History	Spring
ASVAB	Grades 10-12	Aptitude Battery test	Fall
FAST	Grades K-4 & SPED 5-12	Current Reading, and Math levels	Fall, Winter, and Spring
MCA	Grades 3-11	Reading, Math, and Science	Spring
MTAS	Grades 3-11 (specific Special Education students only)	Reading, Math, and Science	Spring
STAR Assessments	Grades 10 - 11	Reading, Math	Fall, Spring

- **ACCESS for ELLs** - Assessments administered to English language learners (ELL) in order to measure progress toward meeting Minnesota standards for English language development.
- **ACT** - The American College Test is a standardized test that measures a student's skills in five core areas: English, math, reading, science, and writing. Students in grades 11 and 12 take the ACT so that they can submit their scores to colleges as part of the college application process.
- **AP English and AP US History** - The AP History, English Language and Composition Exam will test your understanding of the historic and literary concepts covered in the course units.
- **ASVB - (Armed Services Vocational Aptitude Battery)** - Multiple aptitude battery test that measures developed abilities and helps predict future academic and occupational success in the military.
- **FAST** - Benchmark assessment to measure students' current reading and math levels.
- **MCAs - (Minnesota Comprehensive Assessments)** - State tests that help districts measure student progress toward Minnesota academic standards and also meet federal and state legislative requirements.
- **MTAS - (Minnesota Test of Academic Skills)** - State alternate assessment (series of tasks) given to students with the most significant cognitive disabilities that measures performance on alternate achievement standards.
- **STAR** - Benchmark assessment to measure students' current reading and math levels.



**ROCKFORD AREA SCHOOLS  
INDEPENDENT SCHOOL DISTRICT 883**

**BOARD OF EDUCATION**

**Subject: Community Education Report**

Meeting Date: November 16, 2020

Prepared by: Melissa Joseph

Date Prepared: November 12, 2020

Information       Briefing       Action       Enclosure Item(s)

---

Community Education Classes/Programs

- Currently operating several face-to-face classes/programs with proper protocols in place
- Exploring some virtual enrichment opportunities (with materials being sent to homes or picked up from RCC)
- Printed Brochure still on hold with the current COVID numbers.
- Exploring ideas around MS sports programs and ski club

Galaxy

- Operating normal wrap around Pre-School care along with grades K-6 before and after school care
- Just approved for public health grant for childcare programs totaling \$9,000
- Operating distance learning care for 5th/6th graders during school hours

ECFE/Preschool

- Operating face to face pre-school and ECFE classes
- Screening is allowed, but totally redesigned and we are making headway in the back log
- Redesign of most classroom procedures to mitigate COVID exposure

# **RCC Wellness Offering**

## **Proposal**

To further support the wellbeing of ISD 883 teachers and staff, Community Education proposes the following RCC Wellness Offering effective 11/30/2020.

### **Proposal**

1. Offer classes limited to participation of RAS ISD 883 staff on Tuesday and Thursday afternoons and Wednesday mornings. These classes would take place in one of three school buildings to:
  - a. Reduce cross contamination with community members.
  - b. Provide student-free exercise environment.
  
2. Classes will include, but not be limited to:
  - a. Aerobics
  - b. Yoga
  - c. Nutrition
  - d. Resistance Bands
  - e. Stretching Activities
  - f. Traditional Exercises
  
3. Allow use of RCC weight room and fieldhouse under the following conditions:
  - a. Use is limited to work days (no weekends, breaks, etc.).
  - b. Use is specific to individual staff members only and is non-transferable.
  - c. Use is specific to the weight room and track only, not classes or programs.
  - d. Community Center Members get first priority. RCC is currently operating at 25% capacity. If RCC is at max of 20 in the weight room, then staff may use the Fieldhouse or wait until there is an opening in the weight room).

### **Funding**

Secure funds from professional development and Education Foundation to offset cost.

### **Registration & Liability**

Participants required to sign waiver of liability and participation forms.

Melissa Joseph  
Interim Community Education Director



**ROCKFORD AREA SCHOOLS  
INDEPENDENT SCHOOL DISTRICT 883  
BOARD OF EDUCATION**

**Subject: Instructional Model Update**

Meeting Date: November 16, 2020

Prepared by: Rhonda Dean

Date Prepared: November 12, 2020

Information       Briefing       Action       Enclosure Item(s)

---

Instruction Model Update  
Timeline below:

Dates	Details
November 23-25	The district will be using 3 days (issued by the State in the Safe Learning Plan) for teachers to plan and prepare for the transition to Distance Learning and Hybrid (No School)
November 25	Galaxy will be closed to prepare for a possible increase in enrollment due to the instructional model changes.
November 30	Start new instructional model: Distance Learning for Grades 5-12 (Mon-Fri) and In-person Instruction for Grades PreK-4 (Mon-Thurs)
Fridays (Dec 4, 11, 18 & Jan 8, 15)	REAMS distance learning days
December 24 - January 1	Winter Break (No School)
January 18	No School Day (MLK Holiday)
January 19	Resume current instructional model ( <i>pending conditions at that time</i> ) **We highly recommend that families, students, and staff start to self-quarantine on January the 7th in anticipation of returning to the current instruction model.



**ROCKFORD AREA SCHOOLS  
INDEPENDENT SCHOOL DISTRICT 883**

**BOARD OF EDUCATION**

**Subject: District Health Office Report**

Meeting Date: November 16, 2020

Prepared by: Jill Gordee

Date Prepared: November 12, 2020

Information       Briefing       Action       Enclosure Item(s)

---

- **COVID-19 Dashboard**
- **Decision Tree**



**ROCKFORD AREA SCHOOLS  
INDEPENDENT SCHOOL DISTRICT 883  
BOARD OF EDUCATION**

**Subject: Resolution Authorizing Issuance of Certificates of Election**

Meeting Date: November 16, 2020

Prepared by: Superintendent's Office

Date Prepared: November 13, 2020

Information

Briefing

Action

Enclosure Item(s)

---

**RESOLUTION AUTHORIZING ISSUANCE OF CERTIFICATES  
OF ELECTION AND DIRECTING SCHOOL DISTRICT CLERK  
TO PERFORM OTHER ELECTION RELATED DUTIES**

WHEREAS, the board has canvassed the general election for school board members held on November 13, 2020.

NOW THEREFORE, BE IT RESOLVED by the School Board of Independent School District No. 883, State of Minnesota, as follows:

1. The chair and clerk are hereby authorized to execute certificates of election on behalf of the school board of Independent School District No. 883 to the following candidates:
  - a. Amy Edwards
  - b. Jessica Johnson
  - c. Jenny Kneeland

who have received a sufficiently large number of votes to be elected to fill vacancies on the board caused by expiration of term on the first Monday in January next following the election, based on the results of the canvass.


2. The certificate of election shall be in substantially the form attached hereto.
3. After the time for contesting the election has passed and the candidate has filed all campaign financial reports required by Minnesota Statutes, Chapter 211A, the clerk of the school board

is hereby directed to deliver the certificates to the persons entitled thereto personally or by certified mail.

4. The clerk is hereby directed to enclose with the certificate a form of acceptance of office and oath of office in substantially the form attached hereto.

**CERTIFICATE OF ELECTION (Full  
4 Year Term)**

This is to certify as follows:



1. The School Board of Independent School District No. 883 on November 13, 2020, canvassed the general election of school board members held on November 3, 2020.
2. **Amy Edwards** received the second largest number of votes cast for the office of school board member of Independent School District No. 883 for a full four-year term.
3. There are three full four-year term vacancies on the board caused by expiration of terms on first Monday in January next following the election.
4. Therefore **Amy Edwards** is elected to the office of school board member of Independent School District No. 883 for a full four-year term beginning first Monday in January 2020, and expiring first Monday in January 2024.

By authority of the School Board of Independent School District No. 883, pursuant to resolution dated November 16, 2020.

DATED: \_\_\_\_\_

\_\_\_\_\_


Chair

DATED: \_\_\_\_\_

\_\_\_\_\_

Clerk





**CERTIFICATE OF ELECTION (Full  
4 Year Term)**

This is to certify as follows:

1. The School Board of Independent School District No. 883 on November 13, 2020, canvassed the general election of school board members held on November 3, 2020.
2. **Jessica Johnson** received the largest number of votes cast for the office of school board member of Independent School District No. 883 for a full four-year term.
3. There are three full four-year term vacancies on the board caused by expiration of terms on first Monday in January next following the election.
4. Therefore **Jessica Johnson** is elected to the office of school board member of Independent School District No. 883 for a full four-year term beginning first Monday in January 2020, and expiring first Monday in January 2024.

By authority of the School Board of Independent School District No. 883, pursuant to resolution dated November 16, 2020.

DATED: \_\_\_\_\_

\_\_\_\_\_


Chair

DATED: \_\_\_\_\_

\_\_\_\_\_

Clerk





## CERTIFICATE OF ELECTION (Full 4 Year Term)

This is to certify as follows:

1. The School Board of Independent School District No. 883 on November 13, 2020, canvassed the general election of school board members held on November 3, 2020.
2. **Jenny Kneeland** received the third largest number of votes cast for the office of school board member of Independent School District No. 883 for a full four-year term.
3. There are three full four-year term vacancies on the board caused by expiration of terms on first Monday in January next following the election.
4. Therefore **Jenny Kneeland** is elected to the office of school board member of Independent School District No. 883 for a full four-year term beginning first Monday in January 2020, and expiring first Monday in January 2020.

By authority of the School Board of Independent School District No. 883, pursuant to resolution dated November 16, 2020.

DATED: \_\_\_\_\_

\_\_\_\_\_

Chair

DATED: \_\_\_\_\_

\_\_\_\_\_

Clerk



Posted Activity Audit Report  
202001 through 202012

Sequence: Comp, L, Fd, Org, Pro, Ctrs, Fin, O/S

01

Type Code	Period	Date	St	Vendor / Cust / Desc	Publications	St Bal:	\$0.00	Activity:	\$22,975.63	Enc:	PmtDt/DepCtl	Pmt Tp	End Bal:	Amount
						Detail Description	PO#	Inv Ref					Check#	
VOU 70189	202001	07/30/19	1	6031 POSTMASTER	1	Postage for Back to School Newsletter		7/30/19		08/01/19	CH	96180	644.45	
VOU 70433	202002	08/20/19	1	2323 HOUSE OF PRINT	1	Back to School newsletter		053517		08/23/19	CH	96301	1,362.06	
VOU 70730	202003	09/10/19	1	6031 POSTMASTER	1	Postage for Sept Rocket Report		9/10/19		09/13/19	CH	96429	978.15	
VOU 71176	202004	10/11/19	1	6031 POSTMASTER	1	Postage for October Rocket Report		10/11/19		10/11/19	CH	96688	979.02	
VOU 71195	202004	10/15/19	1	2323 HOUSE OF PRINT	1	Sept Rocket Report		054238		10/18/19	CH	96707	1,628.80	
VOU 71463	202005	11/04/19	1	2323 HOUSE OF PRINT	1	October Rocket Report		054663		11/08/19	CH	96847	1,629.65	
VOU 71523	202005	11/11/19	1	6031 POSTMASTER	1	postage for november rocket report		11/11/19		11/11/19	CH	96880	981.73	
VOU 71769	202006	12/04/19	1	2323 HOUSE OF PRINT	1	November Rocket Report		055172		12/06/19	CH	97015	1,621.64	
VOU 71787	202006	12/05/19	1	6031 POSTMASTER	1	Postage for December Rocket Repc		12/5/19		12/06/19	CH	97020	982.87	
VOU 72126	202007	01/07/20	1	2323 HOUSE OF PRINT	1	December Rocket Report		055782		01/10/20	CH	97225	1,622.68	
VOU 72214	202007	01/13/20	1	6031 POSTMASTER	1	Postage for Jan 2020 Rocket Report		1/13/2020		01/17/20	CH	97299	984.80	
VOU 72438	202008	02/04/20	1	2323 HOUSE OF PRINT	1	January Rocket Report		056280		02/07/20	CH	97422	1,674.51	
VOU 72522	202008	02/11/20	1	6031 POSTMASTER	1	Postafe for Feb Rocket Report		2/11/20		02/14/20	CH	97482	990.89	
VOU 72849	202009	03/09/20	1	2323 HOUSE OF PRINT	1	Feb Rocket Report		056748		03/13/20	CH	97654	1,660.47	
VOU 72881	202009	03/10/20	1	6031 POSTMASTER	1	March Rocket Report postage		3/10/2020		03/13/20	CH	97660	992.52	
VOU 73193	202010	04/16/20	1	2323 HOUSE OF PRINT	1	March/April Rocket Report		057572		04/20/20	CH	97813	1,666.60	
VOU 73889	202012	06/10/20	1	6031 POSTMASTER	1	Postage for May/June Rocket Report		6/10/2020		06/11/20	CH	98268	1,000.70	
VOU 74151	202012	06/30/20	1	2323 HOUSE OF PRINT	1	June Rocket Report		058518		07/09/20	CH	98418	1,574.09	
<b>Total Voucher Activity:</b>													<b>\$22,975.63</b>	

01

\$0.00	\$22,975.63	\$0.00	\$22,975.63
<b>Report Total Balance:</b>	<b>\$0.00</b>	<b>\$0.00</b>	<b>\$22,975.63</b>

DISTRICT PUBLICATION-ROCKET REPORT		2020-2021		
	Fall Rocket Report			
	House of Print	\$3,395.12		
	Postage	\$1,021.71		
		\$4,416.83		
			\$4,416.83	
			\$3,790.12	
			\$4,416.83	
	Winter Rocket Report		\$3,760.12	
	House of Print	\$2,810.12	\$16,383.90	Total for 2020-21
	Postage	\$980.00		
		\$3,790.12		
	Spring Rocket Report			
	House of Print	\$3,395.12		
	Postage	\$1,021.71		
		\$4,416.83		
	Back to School Rocket Report			
	House of Print	\$2,810.12		
	Postage	\$980.00		
		\$3,790.12		



**ROCKFORD AREA SCHOOLS  
INDEPENDENT SCHOOL DISTRICT 883  
BOARD OF EDUCATION**

**Subject: 2<sup>nd</sup> and Final Reading of Select MSBA Policies**

Meeting Date: November 16, 2020

Prepared by: Superintendent's Office

Date Prepared: November 13, 2020

Information

Briefing

Action

Enclosure Item(s)

---

Action on:

Policy 419

Policy 516

Policy 601

Policy 607

**419 TOBACCO-FREE ENVIRONMENT; POSSESSION AND USE OF TOBACCO, TOBACCO-RELATED DEVICES, AND ELECTRONIC DELIVERY DEVICES; VAPING AWARENESS AND PREVENTION AND INSTRUCTION EDUCATION**

**I. PURPOSE**

The purpose of this policy is to maintain a learning and working environment that is tobacco free.

**II. GENERAL STATEMENT OF POLICY**

- A. A violation of this policy occurs when any student, teacher, administrator, other school personnel of the school district, or person smokes or uses tobacco, tobacco-related devices, or carries or uses an activated electronic delivery device in a public school. This prohibition extends to all facilities, whether owned, rented, or leased, and all vehicles that a school district owns, leases, rents, contracts for, or controls. In addition, this prohibition includes vehicles used, in whole or in part, for work purposes, during hours of school operation, if more than one person is present. This prohibition includes all school district property and all off-campus events sponsored by the school district.
- B. A violation of this policy occurs when any elementary school, middle school, or secondary school student possesses any type of tobacco, tobacco-related device, or electronic delivery devices in a public school. This prohibition extends to all facilities, whether owned, rented, or leased, and all vehicles that a school district owns, leases, rents, contracts for, or controls and includes vehicles used, in whole or in part, for-school purposes, during hours of school operation, if more than one person is present. This prohibition includes all school district property and all off-campus events sponsored by the school district.
- C. The school district will act to enforce this policy and to discipline or take appropriate action against any student, teacher, administrator, school personnel, or person who is found to have violated this policy.
- D. The school district will not solicit or accept any contributions or gifts of money, curricula, materials, or equipment from companies that directly manufacture and are identified with tobacco products, tobacco-related devices, or electronic delivery devices. The school district will not promote or allow promotion of tobacco products or electronic delivery devices on school property or at school-sponsored events.

**III. TOBACCO AND TOBACCO-RELATED DEVICES DEFINED**

- A. "Electronic delivery device" means any product containing or delivering nicotine, lobelia, or any other substance, whether natural or synthetic, intended for human consumption ~~that can be used by a person to simulate smoking in the delivery of nicotine or any other substance~~ through inhalation of aerosol or vapor from the product. Electronic delivery devices includes but is not limited to devices manufactured, marketed, or sold as electronic cigarettes, electronic cigars, electronic pipe, vape pens, modes, tank systems, or under any other product name or descriptor. Electronic delivery device includes any component part of a product, whether or not marketed or sold separately. Electronic delivery device ~~does not include any~~

~~product that has been approved or certified by the United States Food and Drug Administration for sale as a tobacco cessation product, as a tobacco dependence product, or for other medical purposes, and is marketed and sold for such an approved purpose, excludes drugs, devices, or combination products, as those terms are defined in the Federal Food, Drug, and Cosmetic Act, that are authorized for sale by the United States Food and Drug Administration.~~

~~A.B. “Heated tobacco product” means a tobacco product that produces aerosols containing nicotine and other chemicals which are inhaled by users through the mouth.~~

~~CB. “Tobacco” means cigarettes and any product containing, made, or derived from tobacco that is intended for human consumption, whether chewed, smoked, absorbed, dissolved, inhaled, snorted, sniffed, or ingested by any other means, or any component, part, or accessory of a tobacco product, including, but not limited to, cigars; cheroots; stogies; perique; granulated, plug cut, crimp cut, ready rubbed, and other smoking tobacco; snuff; snuff flour; cavendish; plug and twist tobacco; fine cut and other chewing tobacco; shorts; refuse scraps, clippings, cuttings and sweepings of tobacco; and other kinds and forms of tobacco. Tobacco excludes any ~~tobacco product that has been approved by the United States Food and Drug Administration for sale as a tobacco cessation product, as a tobacco dependence product, or for other medical purposes, and is being marketed and sold solely for such an approved purpose~~ drugs, devices, or combination products, as those terms are defined in the Federal Food, Drug, and Cosmetic Act, that are authorized for sale by the United States Food and Drug Administration.~~

---

~~DC. “Tobacco-related devices” means cigarette papers or pipes for smoking or other devices intentionally designed or intended to be used in a manner which enables the chewing, sniffing, smoking, or inhalation of ~~vapors aerosol or vapor~~ of tobacco or tobacco products. Tobacco-related devices include components of tobacco-related devices which may be marketed or sold separately.~~

~~ED. “Smoking” means inhaling, exhaling, burning, or carrying any lighted or heated cigar, cigarette, pipe, or any other lighted or heated product containing, made, or derived from nicotine, tobacco, marijuana, or other plant, whether natural or synthetic, that is intended for inhalation. Smoking includes carrying or using an activated electronic delivery device.~~

~~F. “Vaping” means using an activated electronic delivery device or heated tobacco product.”~~

#### IV. EXCEPTIONS

- A. A violation of this policy does not occur when an Indian adult lights tobacco on school district property as a part of a traditional Indian spiritual or cultural ceremony. An Indian is a person who is a member of an Indian tribe as defined under Minnesota law.
- B. A violation of this policy does not occur when an adult nonstudent possesses a tobacco or nicotine product that has been approved by the United States Food and Drug Administration for sale as a tobacco cessation product, as a tobacco dependence product, or for other medical purposes, and is being marketed and sold solely for such an approved purpose. Nothing in

this exception authorizes smoking or use of tobacco, tobacco-related devices, or electronic delivery devices on school property or at off-campus events sponsored by the school district.

## V. VAPING AWARENESS AND PREVENTION INSTRUCTION

A. The school district must provide vaping prevention instruction at least once to students in grades 6 through 8.

B. The school district may use instructional materials based upon the Minnesota Department of Health's school e-cigarette toolkit or may use other smoking prevention instructional materials with a focus on vaping and the use of electronic delivery devices and heated tobacco products. The instruction may be provided as part of the school district's locally developed health standards.

[NOTE: In addition, school districts may choose to require (a) evidence-based vaping prevention instruction to students in grades 9 through 12; and/or (b) a peer-to-peer education program to provide vaping prevention instruction.]

## **VI. ENFORCEMENT**

- A. All individuals on school premises shall adhere to this policy.
- B. Students who violate this tobacco-free policy shall be subject to school district discipline procedures.
- C. School district administrators and other school personnel who violate this tobacco-free policy shall be subject to school district discipline procedures.
- D. School district action taken for violation of this policy will be consistent with requirements of applicable collective bargaining agreements, Minnesota or federal law, and school district policies.
- E. Persons who violate this tobacco-free policy may be referred to the building administration or other school district supervisory personnel responsible for the area or program at which the violation occurred.
- F. School administrators may call the local law enforcement agency to assist with enforcement of this policy. Smoking or use of any tobacco product in a public school is a violation of the Minnesota Clean Indoor Air Act and/or the Freedom to Breathe Act of 2007 and is a petty misdemeanor. A court injunction may be instituted against a repeated violator.
- G. No persons shall be discharged, refused to be hired, penalized, discriminated against, or in any manner retaliated against for exercising any right to a smoke-free environment provided by the Freedom to Breathe Act of 2007 or other law.

## **VI. DISSEMINATION OF POLICY**

- A. This policy shall appear in the student handbook.

- B. The school district will develop a method of discussing this policy with students and employees.

***Legal References:***     [Minn. Stat. § 120B.238 \(Vaping Awareness and Prevention\)](#)  
Minn. Stat. §§ 144.411-144.417 (Minnesota Clean Indoor Air Act)  
Minn. Stat. § 609.685 (Sale of Tobacco to Children)  
2007 Minn. Laws Ch. 82 (Freedom to Breathe Act of 2007)

***Cross References:***   MSBA/MASA Model Policy 403 (Discipline, Suspension, and Dismissal of School District Employees)  
MSBA/MASA Model Policy 506 (Student Discipline)  
MSBA Service Manual, Chapter 2, Students; Rights, Responsibilities and Behavior

## 516 STUDENT MEDICATION

*[Note: The necessary provisions for complying with Minn. Stat. §§ 121A.22, Administration of Drugs and Medicine, 121A.221, Possession and Use of Asthma Inhalers by Asthmatic Students, and 121A.222, Possession and Use of Nonprescription Pain Relievers by Secondary Students are included in this policy. The statutes do not regulate administration of drugs and medicine for students age 18 and over or other nonprescription medications. Please note that §121A.22 does not require school districts to apply the administration of medication rule to drugs or medicine used off school grounds, drugs or medicines used in connection with athletics or extra-curricular activities, and drugs and medicines that are used in connection with activities that occur before or after the regular school day.]*

### I. PURPOSE

The purpose of this policy is to set forth the provisions that must be followed when administering nonemergency prescription medication to students at school.

### II. GENERAL STATEMENT OF POLICY

The school district acknowledges that some students may require prescribed drugs or medication during the school day. The school district's licensed school nurse, trained health clerk, principal, or teacher will administer prescribed medications, except any form of medical cannabis, in accordance with law and school district procedures.

### III. REQUIREMENTS

- A. The administration of prescription medication or drugs at school requires a completed signed request from the student's parent. An oral request must be reduced to writing within two school days, provided that the school district may rely on an oral request until a written request is received.
- B. An "Administering Prescription Medications" form must be completed annually (once per school year) and/or when a change in the prescription or requirements for administration occurs. Prescription medication as used in this policy does not include any form of medical cannabis as defined in Minn. Stat. § 152.22, Subd. 6.
- C. Prescription medication must come to school in the original container labeled for the student by a pharmacist in accordance with law, and must be administered in a manner consistent with the instructions on the label.
- D. The school nurse may request to receive further information about the prescription, if needed, prior to administration of the substance.
- E. Prescription medications are not to be carried by the student, but will be left with the appropriate school district personnel. Exceptions to this requirement are: prescription asthma medications self-administered with an inhaler (See Part J.5. below), and medications administered as noted in a written agreement between the school district and the parent or as

specified in an IEP (individualized education program), Section 504 plan, or IHP (individual health plan).

- F. The school must be notified immediately by the parent or student 18 years old or older in writing of any change in the student's prescription medication administration. A new medical authorization or container label with new pharmacy instructions shall be required immediately as well.
- G. For drugs or medicine used by children with a disability, administration may be as provided in the IEP, Section 504 plan or IHP.
- H. The school nurse, or other designated person, shall be responsible for the filing of the Administering Prescription Medications form in the health records section of the student file. The school nurse, or other designated person, shall be responsible for providing a copy of such form to the principal and to other personnel designated to administer the medication.
- I. Procedures for administration of drugs and medicine at school and school activities shall be developed in consultation with a school nurse, a licensed school nurse, or a public or private health organization or other appropriate party (if appropriately contracted by the school district under Minn. Stat. § 121A.21). The school district administration shall submit these procedures and any additional guidelines and procedures necessary to implement this policy to the school board for approval. Upon approval by the school board, such guidelines and procedures shall be an addendum to this policy.

J. If the administration of a drug or medication described in this section requires the school district to store the drug or medication, the parent or legal guardian must inform the school if the drug or medication is a controlled substance. For a drug or medication that is not a controlled substance, the request must include a provision designating the school district as an authorized entity to transport the drug or medication for the purpose of destruction if any unused drug or medication remains in the possession of school personnel. For a drug or medication that is a controlled substance, the request must specify that the parent or legal guardian is required to retrieve the drug or controlled substance when requested by the school.

KJ. Specific Exceptions:

1. Special health treatments and health functions such as catheterization, tracheostomy suctioning, and gastrostomy feedings do not constitute administration of drugs and medicine;
2. Emergency health procedures, including emergency administration of drugs and medicine are not subject to this policy;
3. Drugs or medicine provided or administered by a public health agency to prevent or control an illness or a disease outbreak are not governed by this policy;
4. Drugs or medicines used at school in connection with services for which a minor may give effective consent are not governed by this policy.
5. Drugs or medicines that are prescription asthma or reactive airway disease medications can be self-administered by a student with an asthma inhaler if:

- a. the school district has received a written authorization from the pupil's parent permitting the student to self-administer the medication;
- b. the inhaler is properly labeled for that student; and
- c. the parent has not requested school personnel to administer the medication to the student.

The parent must submit written authorization for the student to self-administer the medication each school year. In a school that does not have a school nurse or school nursing services, the student's parent or guardian must submit written verification from the prescribing professional which documents that an assessment of the student's knowledge and skills to safely possess and use an asthma inhaler in a school setting has been completed.

If the School District employs a school nurse or provides school nursing services under another arrangement, the school nurse or other appropriate party must assess the student's knowledge and skills to safely possess and use an asthma inhaler in a school setting and enter into the student's school health record a plan to implement safe possession and use of asthma inhalers;

6. Medications:

- a. that are used off school grounds;
- b. that are used in connection with athletics or extracurricular activities; or
- c. that are used in connection with activities that occur before or after the regular school day

are not governed by this policy.

7. Nonprescription Medication. With over-the-counter medications, elementary and middle school students should follow the same policy as prescription medications. High school student will be allowed to carry over-the-counter medications on their person, but the following rules apply:

- a. the medicine must be in the original container with label and dosage information intact, and must be administered in a manner consistent with the instructions on the label.;
- b. a written permission note from the student's parent/guardian must be submitted to the health office each year for the student to self-administer the nonprescription medication.
- c. the student's name must be hand-written on the container.
- d. The student is not to share his/here medication with any other students.

Only high school students can carry nonprescription medications. If any of the above rules are abused, the right will be cancelled. .

8. At the start of each school year or at the time a student enrolls in school, whichever is first, a student's parent, school staff, including those responsible for student health care, and the prescribing medical professional must develop and implement an individualized written health plan for a student who is prescribed epinephrine auto-injectors that enables the student to:
  - a. possess epinephrine auto-injectors; or
  - b. if the parent and prescribing medical professional determine the student is unable to possess the epinephrine, have immediate access to epinephrine auto-injectors in close proximity to the student at all times during the instructional day.

The plan must designate the school staff responsible for implementing the student's health plan, including recognizing anaphylaxis and administering epinephrine auto-injectors when required, consistent with state law. This health plan may be included in a student's § 504 plan.

9. A student may possess and apply a topical sunscreen product during the school day while on school property or at a school-sponsored event without a prescription, physician's note, or other documentation from a licensed health care professional. School personnel are not required to provide sunscreen or assist students in applying sunscreen.

LK. "Parent" for students 18 years old or older is the student.

ML Districts and schools may obtain and possess epinephrine auto-injectors to be maintained and administered by school personnel to a student or other individual if, in good faith, it is determined that person is experiencing anaphylaxis regardless of whether the student or other individual has a prescription for an epinephrine auto-injector. The administration of an epinephrine auto-injector in accordance with this section is not the practice of medicine.

A district or school may enter into arrangements with manufacturers of epinephrine auto-injectors to obtain epinephrine auto-injectors at fair-market, free, or reduced prices. A third party, other than a manufacturer or supplier, may pay for a school's supply of epinephrine auto-injectors.

#### N. Procedure regarding unclaimed drugs or medications.

1. The school district must have adopted the following procedure for the collection and transport of any unclaimed or abandoned prescription drugs or medications remaining in the possession of school personnel in accordance with this policy. The procedure must ensure that before the transportation of any prescription drug or medication under this policy, the school district shall make a reasonable attempt to return the unused prescription drug or medication to the student's parent or legal guardian. The procedure must provide that transportation of unclaimed or unused prescription drugs or medications will occur at least annually, or but may occur more frequently at the discretion of s determined by the school district.

2. If the unclaimed or abandoned prescription drug is not a controlled substance as defined under Minnesota Statutes § 152.01, subdivision 4, or is an over-the-counter medication, the school district ~~may~~will either designate an individual who shall be responsible for transporting the drug or medication to a designated drop-off box or collection site or ~~may~~request that a law enforcement agency transport the drug or medication to a drop-off box or collection site on behalf of the school district.
- 1.3.If the unclaimed or abandoned prescription drug is a controlled substance as defined in Minnesota Statutes § 152.01, subdivision 4, the school district or school personnel is prohibited from transporting the prescription drug to a drop-off box or collection site for prescription drugs identified under this paragraph. The school district must request that a law enforcement agency transport the prescription drug or medication to a collection bin that complies with Drug Enforcement Agency regulations, or if a site is not available, under the agency's procedure for transporting drugs.

**Legal References:**

Minn. Stat. § 13.32 (Student Health Data)  
Minn. Stat. § 121A.21 (Hiring of Health Personnel)  
Minn. Stat. § 121A.22 (Administration of Drugs and Medicine)  
Minn. Stat. § 121A.221 (Possession and Use of Asthma Inhalers by Asthmatic Students)  
Minn. Stat. § 121A.222 (Possession and Use of Nonprescription Pain Relievers by Secondary Students)  
Minn. Stat. § 121A.2205 (Possession and Use of Epinephrine Auto-Injectors; Model Policy)  
Minn. Stat. § 121A.2207 (Life-Threatening Allergies in Schools; Stock Supply of Epinephrine Auto-Injectors)  
Minn. Stat. § 121A.223 (Possession and Use of Sunscreen)  
Minn. Stat. § 152.01 (Definitions)  
Minn. Stat. § 151.212 (Label of Prescription Drug Containers)  
Minn. Stat. § 152.22 (Medical Cannabis; Definitions)  
Minn. Stat. § 152.23 (Medical Cannabis; Limitations)  
20 U.S.C. § 1400 *et seq.* (Individuals with Disabilities Education Improvement Act of 2004)  
29 U.S.C. § 794 *et seq.* (Rehabilitation Act of 1973, § 504)

**Cross References:**

MSBA/MASA Model Policy 418 (Drug-Free Workplace/Drug-Free School)

## **601 SCHOOL DISTRICT CURRICULUM AND INSTRUCTION GOALS**

*[Note: Minn. Stat. § 120B.11 requires school districts to adopt a comprehensive long-term strategic plan that addresses the review of curriculum, instruction, student achievement, and assessment.]*

### **I. PURPOSE**

The purpose of this policy is to establish broad curriculum parameters for the school district that encompass the Minnesota Graduation Standards and federal law and are aligned with creating the world's best workforce.

### **II. GENERAL STATEMENT OF POLICY**

The policy of the school district is to establish the "world's best workforce" in which all learning in the school district should be directed and for which all school district learners should be held accountable.

### **III. DEFINITIONS**

- A. "Academic standard" means a summary description of student learning in a required content area or elective content area.
- B. "Benchmark" means specific knowledge or skill that a student must master to complete part of an academic standard by the end of the grade level or grade band.
- C. "Curriculum" means district or school adopted programs and written plans for providing students with learning experiences that lead to expected knowledge, skills, and career and college readiness.
- D. "Instruction" means methods of providing learning experiences that enable students to meet state and district academic standards and graduation requirements.
- E. "Performance measures" are measures to determine school district and school site progress in striving to create the world's best workforce and must include at least the following:
  - 1. the size of the academic achievement gap and rigorous course taking, including college-level advanced placement, international baccalaureate, postsecondary enrollment options including concurrent enrollment, other rigorous courses of study or industry certification courses or programs and enrichment experiences by student subgroup;
  - 2. student performance on the Minnesota Comprehensive Assessments;
  - 3. high school graduation rates; and
  - 4. career and college readiness under Minn. Stat. § 120B.30, Subd. 1.
- F. "World's best workforce" means striving to: meet school readiness goals; have all third grade students achieve grade-level literacy; close the academic achievement gap among all racial and ethnic groups of students and between students living in poverty and students not living in poverty; have all students attain career and college readiness before graduating from high

school; and have all students graduate from high school.

- G. “Experiential learning” means learning for students that includes career exploration through a specific class or course or through work-based experiences such as job shadowing, mentoring, entrepreneurship, service learning, volunteering, internships, other cooperative work experience, youth apprenticeship, or employment.

#### IV. LONG-TERM STRATEGIC PLAN

- A. The school board, at a public meeting, shall adopt a comprehensive, long-term strategic plan to support and improve teaching and learning that is aligned with creating the world’s best workforce and includes the following:

1. clearly defined school district and school site goals and benchmarks for instruction and student achievement for all.

*[Note: Policy 601, Section IV.B. and Policy 616 address this requirement.]*

2. a process to assess and evaluate each student’s progress toward meeting state and local academic standards, assess and identify students for participation in gifted and talented programs and accelerate their instruction, adopt procedures for early admission to kindergarten or first grade of gifted and talented learners which are sensitive to under-represented groups, and identify the strengths and weaknesses of instruction in pursuit of student and school success and curriculum affecting students’ progress and growth toward career and college readiness and leading to the world’s best workforce;

*[Note: Policy 618 addresses this requirement.]*

3. a system to periodically review and evaluate the effectiveness of all instruction and curriculum, taking into account strategies and best practices, student outcomes, principal evaluations under Minn. Stat. § 123B.147, Subd. 3, students’ access to effective teachers who are members of populations under-represented among the licensed teachers in the district or school and who reflect the diversity of enrolled students under Minn. Stat. § 120B.35, Subd. 3(b)(2), and teacher evaluations under Minn. Stat. § 122A.40, Subd. 8, or 122A.41, Subd. 5;

*[Note: Policy 616 addresses this requirement.]*

4. strategies for improving instruction, curriculum, and student achievement; including the English and, where practicable, the native language development and the academic achievement of English learners;

*[Note: Policy 616 addresses this requirement.]*

5. a process to examine the equitable distribution of teachers and strategies to ensure low-income and minority children are not taught at higher rates than other children by inexperienced, ineffective, or out-of-field teachers;

6. education effectiveness practices that integrate high-quality instruction, rigorous curriculum, technology, and a collaborative professional culture that develops and supports teacher quality, performance, and effectiveness; and

7. an annual budget for continuing to implement the school district plan..

- B. School district site and school site goals shall include the following:

1. All students will be required to demonstrate essential skills to effectively

participate in lifelong learning.\* These skills include the following:

*[\*Note: The criteria for acceptable performance in basic skills areas may need to be modified for students with unique learning needs. These modifications will be reflected in the Individualized Education Program (IEP) or Rehabilitation Act Section 504 Accommodation plan.]*

- a. reading, writing, speaking, listening and viewing in the English language;
  - b. mathematical and scientific concepts;
  - c. locating, organizing, communicating and evaluating information and developing methods of inquiry (i.e. problem solving);
  - d. creative and critical thinking, decision making and study skills;
  - e. work readiness skills;
  - f. global and cultural understanding.
2. Each student will have the opportunity and will be expected to develop and apply essential knowledge that enables that student to:
- a. live as a responsible, productive citizen and consumer within local, state, national and global political, social, and economic systems;
  - b. bring many perspectives, including historical, to contemporary issues;
  - c. develop an appreciation and respect for democratic institutions;
  - d. communicate and relate effectively in languages and with cultures other than the student's own;
  - e. practice stewardship of the land, natural resources and environment;
  - f. use a variety of tools and technology to gather and use information, enhance learning, solve problems, and increase human productivity.
3. Students will have the opportunity to develop creativity and self-expression through visual and verbal images, music, literature, world languages, movement and the performing arts.
4. School practices and instruction will be directed toward developing within each student a positive self-image and a sense of personal responsibility for:
- a. establishing and achieving personal and career goals;
  - b. adapting to change;
  - c. leading a healthy and fulfilling life, both physically and mentally;

- d. living a life that will contribute to the well-being of society;
  - e. becoming a self-directed learner;
  - f. exercising ethical behavior.
5. Students will be given the opportunity to acquire human relations skills necessary to:
- a. appreciate, understand, and accept human diversity and interdependence;
  - b. address human problems through team effort;
  - c. resolve conflicts with and among others;
  - d. function constructively within a family unit;
  - e. promote a multicultural, gender-fair, disability-sensitive society.

*[Note: School district and site goals example courtesy of the Winona School District.]*

C. Every child is reading at or above grade level no later than the end of grade 3, including English learners, and teachers provide comprehensive, scientifically based reading instruction, including a program or collection of instructional practices that is based on valid, replicable evidence showing that, when the programs or practices are used, students can be expected to achieve, at a minimum, satisfactory reading progress. The program or collection of practices must include, at a minimum, effective, balanced instruction in all five areas of reading (phonemic awareness, phonics, fluency, vocabulary development, and reading comprehension), as well as instructional strategies for continuously assessing, evaluating, and communicating the student's reading progress and needs.

- 1. The school district must identify, before the end of kindergarten, grade 1, and grade 2, all students who are not reading at grade level. Students identified as not reading at grade level by the end of kindergarten, grade 1, and grade 2 must be screened for characteristics of dyslexia, unless a different reason for the reading difficulty has been identified.
- 2. Students in grade 3 or higher who demonstrate a reading difficulty to a classroom teacher must be screened for characteristics of dyslexia, unless a different reason for the reading difficulty has been identified.

*[Note: According to Minnesota statutes, dyslexia screening is to be conducted in a locally determined manner.]*

- 3. Reading assessments in English and in the predominant languages of district students, where practicable, must identify and evaluate students' areas of academic need related to literacy. The school district also must monitor the progress and provide reading instruction appropriate to the specific needs of English learners. The school district must use locally adopted, developmentally appropriate, and culturally responsive assessment and annually report summary assessment results to the Commissioner of Education by July 1.

1. The school district must annually report to the Commissioner of Education by July 1 a summary of the district's efforts to screen and identify students ~~with:~~ who demonstrate characteristics of dyslexia using screening tools such as those recommended by the Minnesota Department of Education's dyslexia specialist. With respect to students screened or identified under paragraph (1), the report must include:

(a) a summary of the district's efforts to screen for dyslexia;

(b) the number of students screened for that reporting year; and

(c) the number of students demonstrating characteristics of dyslexia for that year.

~~b. — convergence insufficiency disorder.~~

- 4.
5. A student identified as having a reading difficulty must be provided with alternate instruction under Minn. Stat. § 125A.56, Subd. 1.
6. At least annually, the school district must give the parent of each student who is not reading at or above grade level timely information about:
  - a. the student's reading proficiency as measured by a locally adopted assessment;
  - b. reading-related services currently being provided to the student and the student's progress; and
  - c. strategies for parents to use at home in helping their students succeed in becoming grade-level proficient in reading English and their native languages.

This provision may not be used to deny a student's right to a special education evaluation.

7. For each student who is not reading at or above grade level, the school district shall provide reading intervention to accelerate student growth and reach the goal of reading at or above grade level by the end of the current grade and school year. If a student does not read at or above grade level by the end of grade 3, the school district must continue to provide reading intervention until the student reads at grade level. Intervention methods shall encourage family engagement and, where possible, collaboration with appropriate school and community programs. Intervention methods may include, but are not limited to, requiring attendance in summer school, intensified reading instruction that may require that the student be removed from the regular classroom for part of the school day, extended day programs, or programs that strengthen students' cultural connections.

*[Note: School districts are strongly encouraged, but not required, to provide personal learning plans, as provided in Paragraph 4-8.]*

8. The school district may provide a personal learning plan for a student who is unable to demonstrate grade-level proficiency, as measured by the statewide reading assessment in grade 3. The school district will determine the format of the personal learning plan in collaboration with the student’s educators and other appropriate professionals. The school district will develop the personal learning plan in consultation with the student’s parent or guardian. The personal learning plan may address knowledge gaps and skill deficiencies through strategies such as specific exercises and practices during and outside of the school day, periodic assessments, and reasonable timelines. The personal learning plan may include grade retention if it is in the student’s best interest. The student’s school may maintain and regularly update and modify the personal learning plan until the student reads at grade level. This paragraph does not apply to a student under an Individualized Education Program.

**Legal References:**

Minn. Stat. § 120B.018 (Definitions)  
Minn. Stat. § 120B.02 (Educational Expectations for Minnesota Students)  
Minn. Stat. § 120B.11 (School District Process)  
Minn. Stat. § 120B.12 (Reading Proficiently no Later than the End of Grade 3)  
Minn. Stat. § 120B.30, Subd. 1 (Statewide Testing and Reporting System)  
Minn. Stat. § 120B.35, Subd. 3 (Student Academic Achievement and Growth)  
Minn. Stat. § 122A.40, Subd. 8 (Employment; Contracts; Termination)  
Minn. Stat. § 122A.41, Subd. 5 (Teacher Tenure Act; Cities of the First Class; Definitions)  
Minn. Stat. § 123B.147, Subd. 3 (Principals)  
Minn. Stat. § 125A.56, Subd. 1 (Alternate Instruction Required)  
20 U.S.C. § 5801, *et seq.* (National Education Goals 2000)  
20 U.S.C. § 6301, *et seq.* (Every Student Succeeds Act)

**Cross References:**

MSBA/MASA Model Policy 104 (School District Mission Statement)  
MSBA/MASA Model Policy 613 (Graduation Requirements)  
MSBA/MASA Model Policy 614 (School District Testing Plan and Procedure)  
MSBA/MASA Model Policy 615 (Testing Accommodations, Modifications, and Exemptions for IEPs, Section 504 Plans, and LEP Students)  
MSBA/MASA Model Policy 616 (School District System Accountability)  
MSBA/MASA Model Policy 618 (Assessment of Student Achievement)

## 607 ORGANIZATION OF GRADE LEVELS

### I. PURPOSE

The purpose of this policy is to address the grade level organization of schools within the school district.

### II. GENERAL STATEMENT OF POLICY

A. It is the policy of the school district to address the groupings of grade levels as recognized in Minn. Stat. § 120A.05, as follows:

<i>Elementary:</i>	<i>Grades prekindergarten through 5 (Starting in 2014-15 school year, grades prekindergarten through 4)</i>
<i>Middle:</i>	<i>Grades 6-8 (Starting in 2014-15 school year, grades 5-8)</i>
<i>Secondary:</i>	<i>Grades 9 through 12</i>
<i>Vocational</i>	<i>Grades 7 through 12</i>

B. The superintendent may seek school board approval to administer certain programs on a nongraded basis or a design different from that indicated. Program proposals that seek school board approval must meet all state requirements and reflect the rationale for the modification.

C. The school district may request documentation that verifies a student falls within the school's minimum and maximum age requirements for admission to publicly funded prekindergarten, preschool, kindergarten, or grades 1 through 12. Documentation may include a passport, a hospital birth record or physician's certificate, a baptismal or religious certificate, an adoption record, health records, immunization records, immigration records, previously verified school records, early childhood screening records, Minnesota Immunization Information Connection records, or an affidavit from a parent.

### III. DEFINITIONS

A. "Kindergarten" means a program designed for students five years of age on September 1 of the calendar year in which the school year commences that prepares students to enter first grade the following school year.

B. "Prekindergarten" means a program designed for students younger than five years of age on September 1 of the calendar year in which the school year commences that prepares students to enter kindergarten the following school year.

**Legal References:** Minn. Stat. § 120A.05, Subds. 9, 10a, 11, 13, 17 (Public Schools)  
Minn. Stat. § 123B.02, Subd. 2 (General Powers of Independent School Districts)

**Cross References:**

Adopted: \_\_\_\_\_

MSBA/MASA Model Policy 422

Orig. 1995

Revised: \_\_\_\_\_

Rev. 202019

## 422 POLICIES INCORPORATED BY REFERENCE

### PURPOSE

Certain policies as contained in this policy reference manual are applicable to employees as well as to students. In order to avoid undue duplication, the school district provides notice by this section of the application and incorporation by reference of the following policies which also apply to employees:

Model Policy 102	Equal Educational Opportunity
Model Policy 103	Complaints – Students, Employees, Parents, Other Persons
Model Policy 206	Public Participation in School Board Meetings/Complaints about Persons at School Board Meetings and Data Privacy Considerations
Model Policy 211	Criminal or Civil Action Against School District, School Board Member, Employee, or Student
Model Policy 305	Policy Implementation
Model Policy 505	Distribution of Nonschool-Sponsored Materials on School Premises by Students and Employees
Model Policy 507	Corporal Punishment
Model Policy 510	Student Activities
Model Policy 511	Student Fundraising
Model Policy 517	Student Recruiting
Model Policy 518	DNR-DNI Orders
Model Policy 519	Interviews of Students by Outside Agencies
<u>Model Policy 522</u>	<u>Title IX Sex Nondiscrimination Policy, Grievance Procedure and Process</u>
Model Policy 524	Internet Acceptable Use and Safety Policy
Model Policy 525	Violence Prevention
Model Policy 535	Service Animals in Schools
Model Policy 610	Field Trips
Model Policy 710	Extracurricular Transportation
Model Policy 711	Video Recording on School Buses
Model Policy 712	Video Surveillance Other Than on Buses
Model Policy 802	Disposition of Obsolete Equipment and Material

Employees are charged with notice that the above cited policies are also applicable to employees; however, employees are also on notice that the provisions of the various policies speak for themselves and may be applicable although not specifically listed above.

**Legal References:**

*Cross References:*

Adopted: \_\_\_\_\_

MSBA/MASA Model Policy 523

Orig. 1995

Revised: \_\_\_\_\_

Rev. 202012

## 523 POLICIES INCORPORATED BY REFERENCE

### PURPOSE

Certain policies as contained in the school district's policies are applicable to students as well as to employees. In order to avoid undue duplication, the school district provides notice by this section of the application and incorporation by reference of the following policies which also apply to students:

Model Policy 102	Equal Educational Opportunity
Model Policy 103	Complaints – Students, Employees, Parents, Other Persons
Model Policy 206	Public Participation in School Board Meetings/Complaints about Persons at School Board Meetings and Data Privacy Considerations
Model Policy 211	Criminal or Civil Action Against School District, School Board Member, Employee, or Student
Model Policy 305	Policy Implementation
Model Policy 413	Harassment and Violence
Model Policy 417	Chemical Use and Abuse
Model Policy 418	Drug-Free Workplace/Drug-Free School
Model Policy 419	Tobacco-Free Environment; Possession and Use of Tobacco, Tobacco-Related Devices, and Electronic Delivery Devices)
Model Policy 420	Students and Employees with Sexually Transmitted Infections and Diseases and Certain Other Communicable Diseases and Infectious Conditions
<del>Model Policy 511</del>	<del>Student Fundraising</del>
<del>Model Policy 524</del>	<del>Internet Acceptable Use and Safety Policy</del>
<del>Model Policy 525</del>	<del>Violence Prevention</del>
Model Policy 610	Field Trips
Model Policy 613	Graduation Requirements
Model Policy 614	School District Testing Plan and Procedure
Model Policy 615	Testing Accommodations, Modifications, and Exemptions for IEPs, Section 504 Plans, and LEP Students
Model Policy 616	School District System Accountability
Model Policy 707	Transportation of Public School Students
Model Policy 708	Transportation of Nonpublic School Students
Model Policy 709	Student Transportation Safety Policy
Model Policy 710	Extracurricular Transportation
Model Policy 711	Video Recording on School Buses
Model Policy 712	Video Surveillance Other Than on Buses
Model Policy 801	Equal Access to School Facilities

Students are charged with notice that the above cited policies are also applicable to students; however, students are also on notice that the provisions of the various policies speak for themselves and may be applicable although not specifically listed above.

*Legal References:*

*Cross References:*