

Board of Education
Monday, October 15, 2018 7:00 PM

High School Media Center
740 Sherman Avenue
Grant, Nebraska 69140

Agenda

1. Call to Order
 1. Pledge of Allegiance
 2. Reminder to public of Open Meetings Law
 3. Roll Call
 4. Verification of Notice of Meeting
 5. Approve Agenda
2. Consent Agenda
 1. Consider approving the 17 September 2018 Board minutes
 2. Approve Payment of the In & Out Claim (Each month the In & Out claim will be voted on separately so that there is no conflict of interest by Board Member Kroeker)
 3. Approve all other Bills and Payroll
3. Reports
 1. Principal
 2. Curriculum Coordinator
 3. Activities Director
 4. Technology Director
 5. Superintendent
4. Public Comment
5. Discussion/Action Items
 1. Discuss district planning and facilities.
 2. Discuss and review district strategic planning.
 3. Review School Fundraiser policy 5039 and discuss current fundraising activities.
 4. Declare the 1999 Chevrolet Astro Van and 2001 Chevrolet Astro van as surplus property and authorize the superintendent to sell and/or trade in surplus vans toward the purchase of a new vehicle.
 5. Authorize Superintendent Picquet to spend up to \$_____ .00 for the purchase of a new school vehicle.
6. Board Committee Reports
7. Executive Session
8. Adjournment

PERKINS COUNTY SCHOOLS
BOARD OF EDUCATION BUDGET HEARING
Monday, September 17, 2018

The budget hearing of the Perkins County Schools Board of Education was called to order in the high school media center on Monday, September 17, 2018 at 7:02pm by President Jayson Bishop. The notation of the posted Open Meetings Law was made.

At 7:02pm the budget hearing was opened. The hearing closed at 7:13pm.

At 7:13pm the hearing to set the final tax request was opened. The hearing closed at 7:16pm.

PERKINS COUNTY SCHOOLS
BOARD OF EDUCATION REGULAR MEETING
Monday, September 17, 2018

The regular monthly meeting of the Perkins County Schools Board of Education was called to order in the high school media center on Monday, September 17, 2018 at 7:16pm by President Jayson Bishop. The following board members answered roll call: Jayson Bishop, Ryan Hendricks, Amy Kroeker, Scott Osler, Angie Patrick and Larry Pritchett. Deanne Bishop, Dean Freidel, Nicole Long, Tonya McArtor, Renee Seiler and Jeremy Struckman were present for part of the meeting, while Phillip Picquet was present for the entire meeting. The Pledge of Allegiance was recited, notation of the posted Open Meetings Law was made, and members Scott Osler and Angie Patrick verified they had seen the published notice of the meeting.

Consent agenda

This motion to approve the agenda as presented, made by Larry Pritchett and seconded by Scott Osler, Passed. Jayson Bishop: Yea, Ryan Hendricks: Yea, Amy Kroeker: Yea, Scott Osler: Yea, Angie Patrick: Yea, Larry Pritchett: Yea
Yea: 6, Nay: 0

Consider approving the 16 August 2018 board minutes

This motion to approve the 16 August 2018 board minutes, made by Ryan Hendricks and seconded by Angie Patrick, Passed. Jayson Bishop: Yea, Ryan Hendricks: Yea, Amy Kroeker: Yea, Scott Osler: Yea, Angie Patrick: Yea, Larry Pritchett: Yea
Yea: 6, Nay: 0

Approve payment of the In & Out claim (Each month the In & Out claim will be voted on separately so that there is no conflict of interest by Board Member Kroeker)

This motion, to pay the In & Out claim of \$1,346.17, made by Scott Osler and seconded by Ryan Hendricks, Passed. Jayson Bishop: Yea, Ryan Hendricks: Yea, Amy Kroeker: Abstain (With Conflict), Scott Osler: Yea, Angie Patrick: Yea, Larry Pritchett: Yea
Yea: 5, Nay: 0, Abstain (With Conflict): 1

Approve all other bills and payroll

This motion to pay General Fund claims of \$695,168.35 (Payroll \$210,752.90; Bills

\$484,415.45) and Lunch Fund claims of \$22,129.95 (Payroll \$5,041.46; Bills \$17,088.49), made by Amy Kroeker and seconded by Scott Osler, Passed. Jayson Bishop: Yea, Ryan Hendricks: Yea, Amy Kroeker: Yea, Scott Osler: Yea, Angie Patrick: Yea, Larry Pritchett: Yea
Yea: 6, Nay: 0

This motion to pay Special Building Fund claims of \$98,815.62 to Weathercraft Companies and \$8,241.40 to Hinton's Lock & Alarm, made by Scott Osler and seconded by Angie Patrick, Passed. Jayson Bishop: Yea, Ryan Hendricks: Yea, Amy Kroeker: Yea, Scott Osler: Yea, Angie Patrick: Yea, Larry Pritchett: Yea
Yea: 6, Nay: 0

Reports

Principals

Activities Director

Curriculum Coordinator

Technology Director

Superintendent

Public Comment

Discussion/Action Items

1. Consider approving the 2018-19 Budget & Tax Request Resolution
This motion to approve the 2018-19 fiscal year budget of \$9,412,733.71 and the published tax request and corresponding property tax levy of \$5,354,434.00 and \$0.455903 respectively for General Fund purposes and the published tax request and corresponding property tax levy of \$58,787.88 and \$0.005005 respectively for special building purposes for the 2018-19 fiscal year, made by Ryan Hendricks and seconded by Scott Osler, Passed. Jayson Bishop: Yea, Ryan Hendricks: Yea, Amy Kroeker: Yea, Scott Osler: Yea, Angie Patrick: Yea, Larry Pritchett: Yea
Yea: 6, Nay: 0
2. Review, discuss, and take all necessary action to approve revisions to policy 3040 School Safety and Security
This motion to review, discuss, and take all necessary action to approve revisions to policy 3040 School Safety and Security and select option 2, made by Ryan Hendricks and seconded by Amy Kroeker, Passed. Jayson Bishop: Yea, Ryan Hendricks: Yea, Amy Kroeker: Yea, Scott Osler: Yea, Angie Patrick: Yea, Larry Pritchett: Yea
Yea: 6, Nay: 0
3. Review, consider, and take all necessary action to approve revisions to board policy 3022 Volunteers and board policy 6027 Field Trips
This motion to review, consider and take all necessary action to approve revisions to policy 3022 Volunteers and board policy 6027 Field Trips, made by Larry Pritchett and seconded by Ryan Hendricks, Passed. Jayson Bishop: Yea, Ryan Hendricks: Yea, Amy Kroeker: Yea, Scott Osler: Yea, Angie Patrick: Yea, Larry Pritchett: Yea
Yea: 6, Nay: 0
4. Review, consider, and take all necessary action to revise board policy 3025 Returned Checks

This motion to review, consider, and take all necessary action to revise board policy 3025 Returned Checks, made by Amy Kroeker and seconded by Angie Patrick, Passed. Jayson Bishop: Yea, Ryan Hendricks: Yea, Amy Kroeker: Yea, Scott Osler: Yea, Angie Patrick: Yea, Larry Pritchett: Yea

Yea: 6, Nay: 0

5. Review Strategic Planning. Discussion only; no action was taken.

Board Committee Reports

Executive Session

This motion to enter executive session to discuss negotiations made by Amy Kroeker and seconded by Larry Pritchett, Passed. Jayson Bishop: Yea, Ryan Hendricks: Yea, Amy Kroeker: Yea, Scott Osler: Yea, Angie Patrick: Yea, Larry Pritchett: Yea

Yea: 6, Nay: 0

Entered executive session at 8:57pm. Exited executive session at 9:41pm.

Adjournment

Next meeting is scheduled for October 15, 2018 at 7:00pm. This motion to adjourn the meeting at 9:56pm, made by Amy Kroeker and seconded by Jayson Bishop, Passed. Jayson Bishop: Yea, Ryan Hendricks: Yea, Amy Kroeker: Yea, Scott Osler: Yea, Angie Patrick: Yea, Larry Pritchett: Yea

Yea: 6, Nay: 0

Bank Statement Reconciliation

Check Number Vendor Name Check Date Check Amount

Period from 09/01/2018 through 09/30/2018

Description: September 2018

Cleared Checks

011748	SPVA	08/16/2018	159.00
011753	North Platte St. Pats	08/24/2018	80.00
011755	Creek Valley High School	08/24/2018	40.00
011756	4NG Fanatics	08/27/2018	150.00
011757	FastSpring	08/27/2018	154.44
011758	Hudl	08/27/2018	1,647.26
011759	Yandas Music & Pro Audio	08/27/2018	56.64
011760	Awards Unlimited	08/29/2018	141.09
011762	Angela Dickey	08/29/2018	335.00
011763	Cozad Community Schools	08/29/2018	100.00
011765	Aldo Ruiz	08/30/2018	30.00
011766	Chase County High School	09/05/2018	54.00
011767	Nebraska State Bar Foundation	09/06/2018	80.00
011768	Chesterman Co.	09/07/2018	923.80
011769	Dale Fornander	09/07/2018	500.00
011770	Hatch's Super Foods	09/07/2018	48.62
011771	McCook High School	09/10/2018	44.00
011772	Cash-Wa Distributing	09/10/2018	1,924.27
011773	Pro-Tuff Decals	09/10/2018	84.99
011775	Jeff Boeka	09/11/2018	500.00
011776	National FFA Organization	09/11/2018	19.23
011779	Frank Paxton Lumber Co. LLC	09/13/2018	1,445.39
011780	Pinnacle Bank	09/13/2018	123.40
011781	Payment Remittance Center	09/13/2018	217.57
011786	Angela Dickey	09/17/2018	335.00
011787	Awards Unlimited	09/18/2018	158.63
011788	UNK Athletics	09/19/2018	140.00
011789	Gothenburg High School	09/19/2018	80.00
011791	Poppe's Posies	09/21/2018	84.00
011793	Holstein Family LLC	09/24/2018	73.75
011795	Night Sounds Entertainment	09/24/2018	100.00

Cleared Check Total: 9,830.08

Outstanding Checks

011774	Landen Lawless	09/11/2018	335.00
011777	South Platte NRD	09/11/2018	24.00
011778	Ogallala Public Schools	09/13/2018	55.00
011782	Ogallala Public Schools	09/17/2018	70.00
011783	Bridgeport High School	09/17/2018	40.00
011784	Jeremy Struckman	09/17/2018	8.73
011790	Dundy County High School	09/21/2018	40.00
011792	Angela Dickey	09/24/2018	335.00
011794	Poppe's Posies	09/24/2018	22.00

Bank Statement Reconciliation

Check Number	Vendor Name	Check Date	Check Amount
011796	Crandal Creek	09/26/2018	10.00
011797	Kris Freeland	09/26/2018	335.00
011798	Ogallala Public Schools	09/26/2018	35.00
011799	Angela Dickey	09/26/2018	350.00
011800	Kris Freeland	09/26/2018	350.00
011801	Kris Freeland	09/26/2018	400.00
011802	Landen Lawless	09/26/2018	400.00
011803	Yandas Music & Pro Audio	09/28/2018	35.00
Outstanding Check Total:			2,844.73

Voided Checks - None

Bank Statement Reconciliation Summary

1. Statement Balance	262,284.97
2. - Outstanding Checks	2,844.73
3. + Outstanding Receipts	0.00
4. Total	259,440.24
5. + Investments	0.00
6. Book Balance	259,440.24

Updated September 30, 2018

2018-19 Perkins County Schools Certificates of Deposit/Investments

	CD INTEREST	MATURITY DATE(S)	CURRENT AMOUNTS
GENERAL FUND CD'S/INVESTMENTS			
Nebraska Liquid Asset Fund #9300632			\$16.64
Total			\$16.64
DEPRECIATION FUND CD'S			
Total			\$0.00
SPECIAL BUILDING FUND CD'S			
Total			\$0.00
ACTIVITY FUND CD'S			
Total			\$0.00
EMPLOYEE BENEFIT CD'S			
Commercial State Bank #2816	0.500%	18 Months 11/30/18	\$21,947.01
Total			\$21,947.01
Total Certificates of Deposit/Investments			\$21,963.65

SELECTED Data

Check RegisterArranged by:
Check Number

Check Number	Check Date	Vendor Name	Description	Amount
011766	09/05/2018	Chase County High School	entry fee	54.00
011767	09/06/2018	Nebraska State Bar Foundation	team registration	80.00
011768	09/07/2018	Chesterman Co.	supplie	923.80
011769	09/07/2018	Dale Fornander	FB officiating-Hitchcock Co	500.00
011770	09/07/2018	Hatch's Super Foods	concessions	48.62
011771	09/10/2018	McCook High School	Entry fee	44.00
011772	09/10/2018	Cash-Wa Distributing	concessions	1,924.27
011773	09/10/2018	Pro-Tuff Decals	decals	84.99
011774	09/11/2018	Landen Lawless	Officiating-VB	335.00
011775	09/11/2018	Jeff Boeka	FB officiating-Morrill	500.00
011776	09/11/2018	National FFA Organization	gloves shipping freight	19.23
011777	09/11/2018	South Platte NRD	range judging registration	24.00
011778	09/13/2018	Ogallala Public Schools	entry fee	55.00
011779	09/13/2018	Frank Paxton Lumber Co. LLC	supplies	1,445.39
011780	09/13/2018	Pinnacle Bank	supplies	123.40
011781	09/13/2018	Payment Remittance Center	supplies	217.57
011782	09/17/2018	Ogallala Public Schools	entry fee	70.00
011783	09/17/2018	Bridgeport High School	entry fee	40.00
011784	09/17/2018	Jeremy Struckman	water balloons-homecoming	8.73
011786	09/17/2018	Angela Dickey	Officiating-VB (Ogallala)	335.00
011787	09/18/2018	Awards Unlimited	MS wrestling medals	158.63
011788	09/19/2018	UNK Athletics	XC entry fee	140.00
011789	09/19/2018	Gothenburg High School	golf entry fee	80.00
011790	09/21/2018	Dundy County High School	entry fee	40.00
011791	09/21/2018	Poppe's Posies	homecoming flowers	84.00
011792	09/24/2018	Angela Dickey	officiating-triangular volleyball	335.00
011793	09/24/2018	Holstein Family LLC	pizza	73.75
011794	09/24/2018	Poppe's Posies	flowers & candy	22.00
011795	09/24/2018	Night Sounds Entertainment	prom music deposit	100.00
011796	09/26/2018	Crandal Creek	range balls	10.00
011797	09/26/2018	Kris Freeland	VB officiating-Sedgwick	335.00
011798	09/26/2018	Ogallala Public Schools	Dist C-5 girls golf entry fee	35.00
011799	09/26/2018	Angela Dickey	JV Tourn. officiating	350.00
011800	09/26/2018	Kris Freeland	JV Tournament officiating	350.00
011801	09/26/2018	Kris Freeland	JH VB officiating	400.00
011802	09/26/2018	Landen Lawless	JH VB officiating	400.00
011803	09/28/2018	Yandas Music & Pro Audio	trumpet repair	35.00

Report Total: 9,781.38

CLAIMS LIST SUMMARY
TO BE APPROVED AT THE OCTOBER 15, 2018 BOARD MEETING

GENERAL FUND

In & Out Bill	\$ 2,165.52
Payroll	\$ 216,414.76
Bills	<u>\$ 323,292.39</u>
Total	\$ 539,707.15

LUNCH FUND

Payroll	\$ 6,907.39
Bills	<u>\$ 22,405.41</u>
Total	\$ 29,312.80

DEPRECIATION FUND

SPECIAL BUILDING FUND

ALL Data

Expense Budget Report

Arranged by:
Account Number

Date Range: YTD thru 10/31/2018

Account	Description	Budget	Expenditures	Payables & Encumbrances	Unencumbered Balance	Percent Remaining
01	GENERAL					
01-2-01100-111-001	Sec Teachers Salary	895,000.00	201,954.73	0.00	693,045.27	77.43
01-2-01100-111-002	Elem Teachers Salary	1,202,000.00	148,260.82	0.00	1,053,739.18	87.66
01-2-01100-113-001	Sec Substitute Sal	35,000.00	3,818.40	0.00	31,181.60	89.09
01-2-01100-113-002	Elem Substitute Sal	35,000.00	2,476.80	0.00	32,523.20	92.92
01-2-01100-114-001	Technology Staff	24,000.00	6,173.51	0.00	17,826.49	74.27
01-2-01100-120-001	Comm Coaches Salary	32,000.00	5,160.00	0.00	26,840.00	83.87
01-2-01100-211-001	Sec Health Insurance	248,000.00	39,006.20	0.00	208,993.80	84.27
01-2-01100-211-002	Elem Health Insurance	293,000.00	48,420.06	0.00	244,579.94	83.47
01-2-01100-220-001	Sec Soc Sec Non Instruct	4,200.00	517.71	0.00	3,682.29	87.67
01-2-01100-220-002	Elem Soc Sec Non Instruct	1,000.00	139.18	0.00	860.82	86.08
01-2-01100-221-001	Sec Soc Sec	93,500.00	15,266.88	0.00	78,233.12	83.67
01-2-01100-221-002	Elem Soc Sec	71,000.00	10,992.89	0.00	60,007.11	84.51
01-2-01100-223-001	Sec Substitute Soc Sec	2,880.00	292.12	0.00	2,587.88	89.85
01-2-01100-223-002	Elem Substitute Soc Sec	2,750.00	189.48	0.00	2,560.52	93.10
01-2-01100-224-001	Technology Soc Sec	1,940.00	454.18	0.00	1,485.82	76.58
01-2-01100-230-001	Sec Retirement Non Instruct	1,500.00	160.50	0.00	1,339.50	89.30
01-2-01100-230-002	Elem Retirement Non Instruct	1,500.00	183.22	0.00	1,316.78	87.78
01-2-01100-231-001	Sec Retirement	119,800.00	19,914.18	0.00	99,885.82	83.37
01-2-01100-231-002	Elem Retirement	88,065.72	14,644.91	0.00	73,420.81	83.37
01-2-01100-233-001	Sec Substitute Retirement	0.00	5.10	0.00	-5.10	0.00
01-2-01100-233-002	Elem Substitute Retirement	0.00	20.39	0.00	-20.39	0.00
01-2-01100-234-001	Technology Retirement	2,400.00	609.81	0.00	1,790.19	74.59
01-2-01100-261-000	Unemployment	2,000.00	0.00	0.00	2,000.00	100.00
01-2-01100-281-000	Insurance Health Benefit	20,000.00	3,313.40	0.00	16,686.60	83.43
01-2-01100-320-001	Sec ESU Contracted Serv	4,000.00	1,625.00	0.00	2,375.00	59.37
01-2-01100-320-002	Elem ESU Contracted Serv	4,000.00	1,855.00	0.00	2,145.00	53.62
01-2-01100-330-001	Sec Staff Development	5,000.00	1,707.58	0.00	3,292.42	65.84
01-2-01100-330-002	Elem Staff Development	6,000.00	1,229.71	0.00	4,770.29	79.50
01-2-01100-382-001	Distance Learning	23,000.00	23,000.00	0.00	0.00	0.00
01-2-01100-580-001	Sec Travel Expense	3,200.00	0.00	0.00	3,200.00	100.00
01-2-01100-580-002	Elem Travel Expense	3,200.00	0.00	0.00	3,200.00	100.00
01-2-01100-610-001	Sec Teaching Supplies	32,700.00	7,475.62	0.00	25,224.38	77.13
01-2-01100-610-002	Elem Teaching Supplies	35,000.00	2,756.08	0.00	32,243.92	92.12
01-2-01100-640-001	Sec Textbooks and	15,000.00	872.28	0.00	14,127.72	94.18
01-2-01100-640-002	Elem Textbooks and	25,000.00	7,043.26	0.00	17,956.74	71.82
01-2-01100-650-001	Sec Computer Supplies	12,300.00	3,071.96	0.00	9,228.04	75.02
01-2-01100-650-002	Elem Computer Supplies	9,500.00	1,219.45	0.00	8,280.55	87.16
01-2-01100-733-001	Sec Furn and Equip	10,000.00	2,430.70	0.00	7,569.30	75.69
01-2-01100-733-002	Elem Furn and Equip	5,000.00	0.00	0.00	5,000.00	100.00
01-2-01100-734-001	Sec Computer Hardware	25,000.00	0.00	0.00	25,000.00	100.00
01-2-01100-734-002	Elem Computer Hardware	25,000.00	0.00	0.00	25,000.00	100.00

ALL Data

Expense Budget Report

Arranged by:
Account Number

Date Range: YTD thru 10/31/2018

Account	Description	Budget	Expenditures	Payables & Encumbrances	Unencumbered Balance	Percent Remaining
01-2-01125-111-002	Flex-Spending Teachers	2,500.00	0.00	0.00	2,500.00	100.00
01-2-01125-112-002	Flex-Spending Aides	3,500.00	1,447.50	0.00	2,052.50	58.64
01-2-01125-221-002	Flex-Sp Soc Sec Teachers	200.00	0.00	0.00	200.00	100.00
01-2-01125-222-002	Flex-Sp Soc Sec Aides	285.00	96.45	0.00	188.55	66.15
01-2-01125-231-002	Flex-Sp Retire Teachers	260.00	0.00	0.00	260.00	100.00
01-2-01125-232-002	Flex-Sp Retire Aides	360.00	142.98	0.00	217.02	60.28
01-2-01125-610-002	Flex-Spending Supplies	0.00	0.00	0.00	0.00	0.00
01-2-01150-111-002	LEP Teachers	32,000.00	5,205.87	0.00	26,794.13	83.73
01-2-01150-112-002	LEP Aides	2,300.00	1,498.50	0.00	801.50	34.84
01-2-01150-221-002	LEP Soc Sec Teachers	2,500.00	392.36	0.00	2,107.64	84.30
01-2-01150-222-002	LEP Soc Sec Aides	165.00	114.64	0.00	50.36	30.52
01-2-01150-231-002	LEP Retire Teachers	3,200.00	514.23	0.00	2,685.77	83.93
01-2-01150-232-002	LEP Retire Aides	210.00	148.02	0.00	61.98	29.51
01-2-01150-580-002	LEP Travel Expense	150.00	0.00	0.00	150.00	100.00
01-2-01150-610-002	LEP Supplies	1,500.00	70.00	0.00	1,430.00	95.33
01-2-01150-890-002	LEP Misc	0.00	0.00	0.00	0.00	0.00
01-2-01160-110-001	Teammates Director	12,000.00	1,812.00	0.00	10,188.00	84.90
01-2-01160-111-001	Sec Poverty Teachers	12,500.00	2,025.17	0.00	10,474.83	83.79
01-2-01160-111-002	Elem Poverty Teachers	12,800.00	2,094.11	0.00	10,705.89	83.63
01-2-01160-112-002	Poverty Aides	0.00	0.00	0.00	0.00	0.00
01-2-01160-220-001	Teammates Soc Sec	975.00	138.61	0.00	836.39	85.78
01-2-01160-221-001	Sec Pov Teachers Soc Sec	925.00	145.82	0.00	779.18	84.23
01-2-01160-221-002	Elem Pov Teachers Soc Sec	985.00	153.37	0.00	831.63	84.42
01-2-01160-222-002	Poverty Soc Sec Aides	0.00	0.00	0.00	0.00	0.00
01-2-01160-231-001	Sec Pov Teachers Retire	1,195.00	200.04	0.00	994.96	83.26
01-2-01160-231-002	Elem Pov Teachers Retire	1,300.00	206.86	0.00	1,093.14	84.08
01-2-01160-232-002	Poverty Retire Aides	0.00	0.00	0.00	0.00	0.00
01-2-01160-610-001	Poverty Supplies	650.00	0.00	0.00	650.00	100.00
01-2-01160-733-001	Poverty Furniture	300.00	0.00	0.00	300.00	100.00
01-2-01160-734-001	Poverty Comp Hardware	300.00	0.00	0.00	300.00	100.00
01-2-01190-111-002	Preschool Teachers	64,200.00	11,524.66	0.00	52,675.34	82.04
01-2-01190-112-002	Preschool Aides	29,100.00	5,479.90	0.00	23,620.10	81.16
01-2-01190-113-002	Preschool Substitutes	300.00	0.00	0.00	300.00	100.00
01-2-01190-132-002	Preschool Aides Overtime	200.00	0.00	0.00	200.00	100.00
01-2-01190-211-002	Presch Teachers Health Ins	16,025.00	2,641.80	0.00	13,383.20	83.51
01-2-01190-212-002	Presch Aides Health Ins	15,900.00	2,637.56	0.00	13,262.44	83.41
01-2-01190-221-002	Preschool Teachers Soc Sec	5,000.00	881.63	0.00	4,118.37	82.36
01-2-01190-222-002	Preschool Aides Soc Sec	2,300.00	407.91	0.00	1,892.09	82.26
01-2-01190-223-002	Preschool Subs Soc Sec	0.00	0.00	0.00	0.00	0.00
01-2-01190-231-002	Preschool Teachers Retire	6,300.00	1,138.39	0.00	5,161.61	81.93
01-2-01190-232-002	Preschool Aides Retire	2,925.00	533.83	0.00	2,391.17	81.74
01-2-01190-610-002	Preschool Supplies	2,000.00	571.69	0.00	1,428.31	71.41

ALL Data

Expense Budget Report

Arranged by:
Account Number

Date Range: YTD thru 10/31/2018

Account	Description	Budget	Expenditures	Payables & Encumbrances	Unencumbered Balance	Percent Remaining
01-2-01190-773-002	Preschool Furniture	300.00	0.00	0.00	300.00	100.00
01-2-01200-111-001	SPED Sec Teachers	70,864.00	11,810.66	0.00	59,053.34	83.33
01-2-01200-111-002	SPED Elem Teachers	49,100.00	8,141.34	0.00	40,958.66	83.41
01-2-01200-112-001	SPED Sec Aides	41,456.80	5,980.57	0.00	35,476.23	85.57
01-2-01200-112-002	SPED Elem Aides	78,400.00	16,342.10	0.00	62,057.90	79.15
01-2-01200-113-001	SPED Sec Substitutes	500.00	103.20	0.00	396.80	79.36
01-2-01200-113-002	SPED Elem Substitutes	2,000.00	0.00	0.00	2,000.00	100.00
01-2-01200-132-001	SPED Sec Aides Overtime	100.00	0.00	0.00	100.00	100.00
01-2-01200-132-002	SPED Elem Aides Overtime	125.00	0.00	0.00	125.00	100.00
01-2-01200-211-001	SPED Sec Teach Health Ins	21,284.00	3,547.32	0.00	17,736.68	83.33
01-2-01200-211-002	SPED Elem Teach Health Ins	24,000.00	3,547.32	0.00	20,452.68	85.21
01-2-01200-212-001	SPED Sec Aides Health Ins	15,286.00	2,637.56	0.00	12,648.44	82.74
01-2-01200-212-002	SPED Elem Aides Health Ins	40,200.00	6,593.90	0.00	33,606.10	83.59
01-2-01200-221-001	SPED Sec Teachers Soc Sec	5,422.00	892.88	0.00	4,529.12	83.53
01-2-01200-221-002	SPED Elem Teachers Soc	3,820.00	620.12	0.00	3,199.88	83.76
01-2-01200-222-001	SPED Sec Aides Soc Sec	3,180.00	447.14	0.00	2,732.86	85.93
01-2-01200-222-002	SPED Elem Aides Soc Sec	6,150.00	1,228.66	0.00	4,921.34	80.02
01-2-01200-223-001	SPED Sec Sub Soc Sec	39.00	7.89	0.00	31.11	79.76
01-2-01200-223-002	SPED Elem Sub Soc Sec	80.00	0.00	0.00	80.00	100.00
01-2-01200-231-001	SPED Sec Teachers Retire	7,000.00	1,166.64	0.00	5,833.36	83.33
01-2-01200-231-002	SPED Elem Teachers Retire	6,000.00	804.18	0.00	5,195.82	86.59
01-2-01200-232-001	SPED Sec Aides Retire	4,105.00	590.75	0.00	3,514.25	85.60
01-2-01200-232-002	SPED Elem Aides Retire	7,850.00	1,555.83	0.00	6,294.17	80.18
01-2-01200-332-001	Mileage Paid To Parents	500.00	0.00	0.00	500.00	100.00
01-2-01200-332-002	Mileage Paid To Parents	500.00	0.00	0.00	500.00	100.00
01-2-01200-562-001	Tuition To Other Districts	0.00	0.00	0.00	0.00	0.00
01-2-01200-610-001	Sec SPED Supplies	1,000.00	0.00	0.00	1,000.00	100.00
01-2-01200-610-002	Elem SPED Supplies	1,000.00	1,347.73	0.00	-347.73	-34.77
01-2-01200-640-001	Sec SPED Textbooks	0.00	0.00	0.00	0.00	0.00
01-2-01200-640-002	Elem SPED Textbooks	0.00	0.00	0.00	0.00	0.00
01-2-01200-733-001	Sec SPED Furniture	4,100.00	0.00	0.00	4,100.00	100.00
01-2-01200-733-002	Elem SPED Furniture	1,000.00	0.00	0.00	1,000.00	100.00
01-2-01291-320-002	SPED Indirect Ages 3-5	1,100.00	157.82	0.00	942.18	85.65
01-2-01292-320-002	SPED Indirect Ages 0-2	900.00	94.68	0.00	805.32	89.48
01-2-02120-111-001	Sec Guidance	46,100.00	7,372.44	0.00	38,727.56	84.00
01-2-02120-111-002	Elem Guidance	61,500.00	10,216.80	0.00	51,283.20	83.38
01-2-02120-211-001	Sec Guidance Health Ins	21,300.00	3,547.32	0.00	17,752.68	83.34
01-2-02120-211-002	Elem Guidance Health Ins	21,300.00	3,547.32	0.00	17,752.68	83.34
01-2-02120-221-001	Sec Guidance Soc Sec	3,700.00	490.30	0.00	3,209.70	86.74
01-2-02120-221-002	Elem Guidance Soc Sec	4,900.00	725.66	0.00	4,174.34	85.19
01-2-02120-231-001	Sec Guidance Retirement	4,392.51	728.22	0.00	3,664.29	83.42
01-2-02120-231-002	Elem Guidance Retirement	6,061.97	1,009.18	0.00	5,052.79	83.35

ALL Data

Expense Budget Report

Arranged by:
Account Number

Date Range: YTD thru 10/31/2018

Account	Description	Budget	Expenditures	Payables & Encumbrances	Unencumbered Balance	Percent Remaining
01-2-02120-580-001	Sec Guidance Travel	0.00	0.00	0.00	0.00	0.00
01-2-02120-580-002	Elem Guidance Travel	0.00	0.00	0.00	0.00	0.00
01-2-02120-610-001	Sec Guidance Supplies	4,200.00	3,059.80	0.00	1,140.20	27.14
01-2-02120-610-002	Elem Guidance Supplies	3,900.00	0.00	0.00	3,900.00	100.00
01-2-02120-733-001	Sec Guidance Furn & Equip	0.00	0.00	0.00	0.00	0.00
01-2-02120-733-002	Elem Guidance Furn & Equip	0.00	0.00	0.00	0.00	0.00
01-2-02120-890-001	Sec Guidance Misc	0.00	0.00	0.00	0.00	0.00
01-2-02120-890-002	Elem Guidance Misc	0.00	0.00	0.00	0.00	0.00
01-2-02130-116-002	Health Services	12,800.00	2,543.75	0.00	10,256.25	80.12
01-2-02130-226-002	Health Soc Sec	1,000.00	194.60	0.00	805.40	80.54
01-2-02130-236-002	Health Retirement	0.00	0.00	0.00	0.00	0.00
01-2-02130-610-002	Health Supplies	1,200.00	233.33	0.00	966.67	80.55
01-2-02141-320-001	Sec SPED Psych Contract	10,300.00	2,568.00	0.00	7,732.00	75.06
01-2-02141-320-002	Elem SPED Psych Contract	10,300.00	2,568.00	0.00	7,732.00	75.06
01-2-02151-320-001	Sec SPED Speech/Aud	850.00	0.00	0.00	850.00	100.00
01-2-02151-320-002	Elem SPED Speech/Aud	29,000.00	0.00	0.00	29,000.00	100.00
01-2-02151-610-002	SPED Supplies On ESU	1,000.00	0.00	0.00	1,000.00	100.00
01-2-02161-320-001	Sec SPED OT Contract Serv	6,832.00	1,707.88	0.00	5,124.12	75.00
01-2-02161-320-002	Elem SPED OT Contract Serv	7,000.00	1,707.88	0.00	5,292.12	75.60
01-2-02171-320-001	Sec SPED PT Contract Serv	820.00	204.14	0.00	615.86	75.10
01-2-02171-320-002	Elem SPED PT Contract Serv	850.00	204.14	0.00	645.86	75.98
01-2-02181-320-001	Sec SPED Vision Contract	0.00	0.00	0.00	0.00	0.00
01-2-02181-320-002	Elem SPED Vision Contract	0.00	0.00	0.00	0.00	0.00
01-2-02190-110-001	Activity Bus/Van Drivers	24,700.00	2,040.35	0.00	22,659.65	91.73
01-2-02190-220-001	Activity Bus/Van Soc Sec	1,650.00	153.19	0.00	1,496.81	90.71
01-2-02190-230-001	Activity Bus/Van Retirement	2,075.00	201.54	0.00	1,873.46	90.28
01-2-02190-320-001	Sec SPED Other Contract	49,031.00	12,257.66	0.00	36,773.34	75.00
01-2-02190-320-002	Elem SPED Other Contract	49,031.00	12,257.66	0.00	36,773.34	75.00
01-2-02190-430-001	Van/Car Repairs &	9,200.00	522.27	0.00	8,677.73	94.32
01-2-02190-580-001	Activity Drivers Travel	1,500.00	18.42	0.00	1,481.58	98.77
01-2-02190-610-001	Sec Support Services	5,700.00	3,517.50	0.00	2,182.50	38.28
01-2-02190-610-002	Elem Support Services	3,200.00	899.72	0.00	2,300.28	71.88
01-2-02190-626-001	Activity Bus/Van/Car Gas	17,000.00	2,047.67	0.00	14,952.33	87.95
01-2-02220-111-001	Sec Library	0.00	0.00	0.00	0.00	0.00
01-2-02220-111-002	Elem Library	37,000.00	6,031.46	0.00	30,968.54	83.69
01-2-02220-112-001	Sec Library Aides	18,000.00	3,412.05	0.00	14,587.95	81.04
01-2-02220-132-001	Sec Library Aides Overtime	0.00	0.00	0.00	0.00	0.00
01-2-02220-211-001	Sec Library Health Ins	0.00	0.00	0.00	0.00	0.00
01-2-02220-211-002	Elem Library Health Ins	7,600.00	1,257.98	0.00	6,342.02	83.44
01-2-02220-212-001	Sec Library Aides Health Ins	7,913.00	1,318.78	0.00	6,594.22	83.33
01-2-02220-221-001	Sec Library Soc Sec	0.00	0.00	0.00	0.00	0.00
01-2-02220-221-002	Elem Library Soc Sec	2,800.00	456.56	0.00	2,343.44	83.69

ALL Data

Expense Budget Report

Arranged by:
Account Number

Date Range: YTD thru 10/31/2018

Account	Description	Budget	Expenditures	Payables & Encumbrances	Unencumbered Balance	Percent Remaining
01-2-02220-222-001	Sec Library Aides Soc Sec	1,395.00	253.70	0.00	1,141.30	81.81
01-2-02220-231-001	Sec Library Retirement	0.00	0.00	0.00	0.00	0.00
01-2-02220-231-002	Elem Library Retirement	3,700.00	595.78	0.00	3,104.22	83.89
01-2-02220-232-001	Sec Library Aides Retirement	1,800.00	337.03	0.00	1,462.97	81.27
01-2-02220-610-001	Sec Library Supplies	800.00	269.10	0.00	530.90	66.36
01-2-02220-610-002	Elem Library Supplies	120.00	0.00	0.00	120.00	100.00
01-2-02220-640-001	Sec Library Books/Periodicals	6,800.00	354.14	0.00	6,445.86	94.79
01-2-02220-640-002	Ele Library Books/Periodicals	2,200.00	0.00	0.00	2,200.00	100.00
01-2-02220-650-002	Elem Library Tech Supplies	3,800.00	240.72	0.00	3,559.28	93.66
01-2-02220-733-001	Sec Library Furniture	1,000.00	0.00	0.00	1,000.00	100.00
01-2-02220-733-002	Elem Library Furniture	0.00	0.00	0.00	0.00	0.00
01-2-02230-432-000	Tech Repairs/Support	12,000.00	971.13	0.00	11,028.87	91.90
01-2-02310-270-000	Worker's Comp Non-Instruct	7,270.88	7,270.88	0.00	0.00	0.00
01-2-02310-271-000	Worker's Comp Teachers	26,811.74	26,811.74	0.00	0.00	0.00
01-2-02310-272-000	Worker's Comp Aides	11,360.75	11,360.75	0.00	0.00	0.00
01-2-02310-315-000	Audit Services	12,832.00	0.00	0.00	12,832.00	100.00
01-2-02310-317-000	Legal Services	15,000.00	3,944.45	0.00	11,055.55	73.70
01-2-02310-520-001	Sec Property/Liability	38,176.58	38,176.58	0.00	0.00	0.00
01-2-02310-520-002	Elem Property/Liability	25,451.05	25,451.05	0.00	0.00	0.00
01-2-02310-540-000	Advertising	7,000.00	844.88	0.00	6,155.12	87.93
01-2-02310-580-000	Board Educ Travel Expense	2,000.00	574.00	0.00	1,426.00	71.30
01-2-02310-610-000	Board Educ Supplies	500.00	0.00	0.00	500.00	100.00
01-2-02310-810-000	Board Educ Dues and Fees	9,000.00	287.00	0.00	8,713.00	96.81
01-2-02310-890-000	Board Educ Misc Expense	500.00	0.00	0.00	500.00	100.00
01-2-02320-105-000	Superintendent Salary	136,800.00	22,500.00	0.00	114,300.00	83.55
01-2-02320-110-001	Sec Clerical Staff	43,000.00	7,822.31	0.00	35,177.69	81.80
01-2-02320-130-001	Sec Clerical Staff Overtime	650.00	352.69	0.00	297.31	45.74
01-2-02320-210-001	Sec Clerical Health Ins	7,913.00	1,318.78	0.00	6,594.22	83.33
01-2-02320-215-000	Superintendent Health Ins	21,284.00	3,547.32	0.00	17,736.68	83.33
01-2-02320-220-001	Sec Clerical Soc Sec	3,330.00	625.38	0.00	2,704.62	81.21
01-2-02320-225-000	Superintendent Soc Sec	10,328.00	1,689.42	0.00	8,638.58	83.64
01-2-02320-230-001	Sec Clerical Retirement	3,780.00	751.21	0.00	3,028.79	80.12
01-2-02320-235-000	Superintendent Retirement	13,600.00	2,222.50	0.00	11,377.50	83.65
01-2-02320-295-000	Superintendent Other Benefits	3,500.00	0.00	0.00	3,500.00	100.00
01-2-02320-580-000	Superintendent Travel	2,900.00	144.28	0.00	2,755.72	95.02
01-2-02320-610-000	Superintendent Supplies	700.00	35.56	0.00	664.44	94.92
01-2-02320-733-000	Superintendent Furniture	800.00	195.00	0.00	605.00	75.62
01-2-02320-810-000	Superintendent Dues and	2,800.00	330.00	0.00	2,470.00	88.21
01-2-02320-890-000	Superintendent Misc Expense	500.00	0.00	0.00	500.00	100.00
01-2-02410-110-001	Sec Clerical Staff	300.00	584.25	0.00	-284.25	-94.75
01-2-02410-110-002	Elem Clerical Staff	31,000.00	6,034.20	0.00	24,965.80	80.53
01-2-02410-111-001	Sec Principal Salary	98,000.00	16,022.65	0.00	81,977.35	83.65

Expense Budget Report

ALL Data

Arranged by:
Account Number

Date Range: YTD thru 10/31/2018

Account	Description	Budget	Expenditures	Payables & Encumbrances	Unencumbered Balance	Percent Remaining
01-2-02410-111-002	Elem Principal Salary	79,000.00	12,739.93	0.00	66,260.07	83.87
01-2-02410-130-002	Elem Clerical Staff Overtime	4,000.00	929.48	0.00	3,070.52	76.76
01-2-02410-210-002	Elem Clerical Health Ins	7,913.00	1,318.78	0.00	6,594.22	83.33
01-2-02410-211-001	Sec Principal Health Ins	21,284.00	3,547.32	0.00	17,736.68	83.33
01-2-02410-211-002	Elem Principal Health Ins	22,500.00	3,547.32	0.00	18,952.68	84.23
01-2-02410-220-001	Sec Clerical Soc Sec	24.00	44.69	0.00	-20.69	-86.20
01-2-02410-220-002	Elem Clerical Soc Sec	2,675.00	526.76	0.00	2,148.24	80.30
01-2-02410-221-001	Sec Principal Soc Sec	7,400.00	1,213.52	0.00	6,186.48	83.60
01-2-02410-221-002	Elem Principal Soc Sec	6,000.00	966.61	0.00	5,033.39	83.88
01-2-02410-230-002	Elem Clerical Retirement	3,400.00	647.08	0.00	2,752.92	80.96
01-2-02410-231-001	Sec Principal Retirement	9,575.00	1,582.70	0.00	7,992.30	83.47
01-2-02410-231-002	Elem Principal Retirement	7,700.00	1,258.42	0.00	6,441.58	83.65
01-2-02410-580-001	Sec Principal Travel Expense	2,400.00	126.79	0.00	2,273.21	94.71
01-2-02410-580-002	Elem Principal Travel Expense	1,500.00	0.00	0.00	1,500.00	100.00
01-2-02410-610-001	Sec Principal Supplies	0.00	0.00	0.00	0.00	0.00
01-2-02410-610-002	Elem Principal Supplies	0.00	0.00	0.00	0.00	0.00
01-2-02410-733-001	Sec Principal Furniture	0.00	0.00	0.00	0.00	0.00
01-2-02410-733-002	Elem Principal Furniture	0.00	0.00	0.00	0.00	0.00
01-2-02410-810-001	Sec Principal Dues and Fees	1,600.00	710.00	0.00	890.00	55.62
01-2-02410-810-002	Elem Principal Dues and Fees	1,400.00	185.00	0.00	1,215.00	86.78
01-2-02410-890-001	Sec Principal Misc Expense	0.00	0.00	0.00	0.00	0.00
01-2-02410-890-002	Elem Principal Misc Expense	0.00	0.00	0.00	0.00	0.00
01-2-02490-111-001	Activities Director Salary	25,800.00	4,013.32	0.00	21,786.68	84.44
01-2-02490-221-001	Activities Dir Soc Sec	2,000.00	304.86	0.00	1,695.14	84.75
01-2-02490-231-001	Activities Dir Retirement	2,500.00	396.42	0.00	2,103.58	84.14
01-2-02510-110-000	Business Manager Salary	53,000.00	6,918.85	0.00	46,081.15	86.94
01-2-02510-130-000	Business Manager Overtime	7,300.00	4,173.83	0.00	3,126.17	42.82
01-2-02510-210-000	Business Manager Health Ins	7,913.00	1,318.78	0.00	6,594.22	83.33
01-2-02510-220-000	Business Manager Soc Sec	3,900.00	848.58	0.00	3,051.42	78.24
01-2-02510-230-000	Business Manager Retirement	5,100.00	1,090.69	0.00	4,009.31	78.61
01-2-02510-610-000	Office Supplies	16,000.00	1,578.19	0.00	14,421.81	90.13
01-2-02510-733-000	Business Manager Furniture	0.00	0.00	0.00	0.00	0.00
01-2-02510-890-000	Business Manager Misc	3,000.00	459.21	0.00	2,540.79	84.69
01-2-02580-432-000	Administrative Tech Support	17,000.00	4,064.50	0.00	12,935.50	76.09
01-2-02610-110-001	Sec Custodial Salary	68,800.00	11,166.68	0.00	57,633.32	83.76
01-2-02610-110-002	Elem Custodial Salary	66,000.00	10,788.60	0.00	55,211.40	83.65
01-2-02610-130-001	Sec Custodial Overtime	12,000.00	1,696.17	0.00	10,303.83	85.86
01-2-02610-130-002	Elem Custodial Overtime	11,400.00	2,977.75	0.00	8,422.25	73.87
01-2-02610-210-001	Sec Health Ins	15,830.00	2,637.56	0.00	13,192.44	83.33
01-2-02610-210-002	Elem Health Ins	7,913.00	1,318.78	0.00	6,594.22	83.33
01-2-02610-220-001	Sec Soc Sec	6,300.00	961.74	0.00	5,338.26	84.73
01-2-02610-220-002	Elem Soc Sec	5,900.00	1,045.61	0.00	4,854.39	82.27

ALL Data

Expense Budget Report

Arranged by:
Account Number

Date Range: YTD thru 10/31/2018

Account	Description	Budget	Expenditures	Payables & Encumbrances	Unencumbered Balance	Percent Remaining
01-2-02610-230-001	Sec Retirement	7,200.00	1,163.22	0.00	6,036.78	83.84
01-2-02610-230-002	Elem Retirement	7,400.00	1,350.23	0.00	6,049.77	81.75
01-2-02610-410-001	Sec Water, Sewer & Garbage	28,000.00	3,989.77	0.00	24,010.23	85.75
01-2-02610-410-002	Elem Water, Sewer &	12,000.00	1,628.80	0.00	10,371.20	86.42
01-2-02610-442-000	Copier Rental	32,800.00	1,565.44	0.00	31,234.56	95.22
01-2-02610-530-000	Telephone and Internet	14,000.00	2,324.17	0.00	11,675.83	83.39
01-2-02610-531-000	Postage	7,000.00	238.47	0.00	6,761.53	96.59
01-2-02610-610-001	Sec Custodial Supplies	31,050.00	3,258.38	0.00	27,791.62	89.50
01-2-02610-610-002	Elem Custodial Supplies	19,100.00	2,444.17	0.00	16,655.83	87.20
01-2-02610-621-001	Sec Natural Gas	50,000.00	1,136.42	0.00	48,863.58	97.72
01-2-02610-621-002	Elem Natural Gas	21,000.00	753.91	0.00	20,246.09	96.41
01-2-02610-622-001	Sec Electricity	100,000.00	20,733.70	0.00	79,266.30	79.26
01-2-02610-622-002	Elem & Madrid Electricity	32,000.00	6,277.73	0.00	25,722.27	80.38
01-2-02620-110-000	Plant Maintenance Salary	49,000.00	8,353.40	0.00	40,646.60	82.95
01-2-02620-220-000	Maintenance Soc Sec	3,800.00	626.65	0.00	3,173.35	83.50
01-2-02620-230-000	Maintenance Retirement	4,850.00	805.04	0.00	4,044.96	83.40
01-2-02620-430-000	Contracted Main & Repairs	95,000.00	21,905.56	0.00	73,094.44	76.94
01-2-02620-720-000	Building Improvements	16,000.00	1,206.55	0.00	14,793.45	92.45
01-2-02620-730-001	Sec Capital Purchases	6,500.00	0.00	0.00	6,500.00	100.00
01-2-02620-730-002	Elem Capital Purchases	9,000.00	0.00	0.00	9,000.00	100.00
01-2-02620-890-000	Maintenance Misc Expense	6,000.00	0.00	0.00	6,000.00	100.00
01-2-02630-710-000	Land Improvements	34,000.00	0.00	0.00	34,000.00	100.00
01-2-02650-732-000	Vehicle Acquisition	40,000.00	0.00	0.00	40,000.00	100.00
01-2-02710-110-000	Bus Driver Salary	90,000.00	15,582.25	0.00	74,417.75	82.68
01-2-02710-220-000	Bus Driver Soc Sec	6,500.00	1,173.95	0.00	5,326.05	81.93
01-2-02710-230-000	Bus Driver Retirement	8,300.00	1,504.30	0.00	6,795.70	81.87
01-2-02710-430-000	Bus Repairs & Maintenance	52,500.00	14,832.18	0.00	37,667.82	71.74
01-2-02710-626-000	Bus Gasoline	35,000.00	4,604.35	0.00	30,395.65	86.84
01-2-02710-732-000	Bus Acquisition	0.00	0.00	0.00	0.00	0.00
01-2-02710-890-000	Bus Misc Expenses	4,000.00	0.00	0.00	4,000.00	100.00
01-2-02712-110-001	SPED Transportation Salary	500.00	0.00	0.00	500.00	100.00
01-2-02712-220-001	SPED Transp Soc Sec	100.00	0.00	0.00	100.00	100.00
01-2-02712-230-001	SPED Transp Retirement	100.00	0.00	0.00	100.00	100.00
01-2-02712-332-001	SPED Transp Mileage To	500.00	0.00	0.00	500.00	100.00
01-2-03535-610-001	High Ability	6,800.00	1,983.77	0.00	4,816.23	70.82
01-2-05000-807-000	Repayment Of Taxes	9,415.00	9,417.68	0.00	-2.68	-0.02
01-2-06200-111-002	Title I Teachers Salary	54,000.00	8,944.00	0.00	45,056.00	83.43
01-2-06200-112-002	Title I Aides Salary	14,100.00	1,540.76	0.00	12,559.24	89.07
01-2-06200-132-002	Title I Aides Overtime	0.00	0.00	0.00	0.00	0.00
01-2-06200-211-002	Title I Teachers Health Ins	23,000.00	3,547.32	0.00	19,452.68	84.57
01-2-06200-212-002	Title I Aides Health Ins	7,913.00	1,318.78	0.00	6,594.22	83.33
01-2-06200-221-002	Title I Teachers Soc Sec	4,150.00	684.20	0.00	3,465.80	83.51

ALL Data

Expense Budget Report

Arranged by:
Account Number

Date Range: YTD thru 10/31/2018

Account	Description	Budget	Expenditures	Payables & Encumbrances	Unencumbered Balance	Percent Remaining
01-2-06200-222-002	Title I Aides Soc Sec	1,080.00	103.58	0.00	976.42	90.40
01-2-06200-231-002	Title I Teachers Retirement	5,350.00	883.48	0.00	4,466.52	83.48
01-2-06200-232-002	Title I Aides Retirement	1,400.00	152.19	0.00	1,247.81	89.12
01-2-06200-610-002	Title I Supplies	600.00	0.00	0.00	600.00	100.00
01-2-06210-221-002	Title I Acct Soc Sec	300.00	0.00	0.00	300.00	100.00
01-2-06210-231-002	Title I Acct Retirements	425.00	0.00	0.00	425.00	100.00
01-2-06210-320-002	Title I Acct Contract Serv	7,200.00	39.99	0.00	7,160.01	99.44
01-2-06403-320-000	IDEA Base School Age	0.00	0.00	0.00	0.00	0.00
01-2-06404-320-000	IDEA Base 0-4	35,886.00	14,079.74	0.00	21,806.26	60.76
01-2-06406-320-000	IDEA Base Preschool	4,500.00	4,369.00	0.00	131.00	2.91
01-2-06410-320-000	IDEA Enrollment/Poverty	50,665.00	11,422.26	0.00	39,242.74	77.45
01-2-06412-320-000	IDEA Prop Share Nonpublic	0.00	0.00	0.00	0.00	0.00
01-2-06450-320-000	Medicaid Contract Services	8,125.00	0.00	0.00	8,125.00	100.00
01-2-06992-890-000	REAP Funds	37,000.00	26,535.33	0.00	10,464.67	28.28
01-2-06992-950-000	Special Budget Items	1,479,012.71	0.00	0.00	1,479,012.71	100.00
01-2-08000-912-000	Transfer To Lunch Fund	75,000.00	0.00	0.00	75,000.00	100.00
01-2-08000-913-000	Transfer To Activity Fund	50,000.00	0.00	0.00	50,000.00	100.00
01-9-01100-140-001	Elem Cler/aides Sal	0.00	0.00	0.00	0.00	0.00
01-9-01100-140-002	Sec Aide Sal	0.00	0.00	0.00	0.00	0.00
01-9-01160-140-002	Poverty Aides Salary	0.00	0.00	0.00	0.00	0.00
01-9-01160-210-002	Poverty Instructional Social	0.00	0.00	0.00	0.00	0.00
01-9-01160-220-002	Poverty Instructional	0.00	0.00	0.00	0.00	0.00
01-9-01160-420-001	Poverty Instructional	0.00	0.00	0.00	0.00	0.00
01-9-01200-314-001	Contract Services	0.00	0.00	0.00	0.00	0.00
01-9-01200-450-001	Av Materials	0.00	0.00	0.00	0.00	0.00
01-9-01219-690-002	Misc PT other	0.00	0.00	0.00	0.00	0.00
01-9-01450-410-002	Supplies	0.00	0.00	0.00	0.00	0.00
01-9-01450-420-002	Textbooks	0.00	0.00	0.00	0.00	0.00
01-9-01450-530-002	Furniture & Equip	0.00	0.00	0.00	0.00	0.00
01-9-01450-690-002	Other Misc Expenses	0.00	0.00	0.00	0.00	0.00
01-9-01460-630-002	Dues Fees	0.00	0.00	0.00	0.00	0.00
01-9-01460-670-002	Travel & Expense	0.00	0.00	0.00	0.00	0.00
01-9-01460-690-002	Other Misc Expenses	0.00	0.00	0.00	0.00	0.00
01-9-01470-460-002	Textbooks	0.00	0.00	0.00	0.00	0.00
01-9-01470-670-002	Travel Expense	0.00	0.00	0.00	0.00	0.00
01-9-01470-690-002	Other Misc Expense	0.00	0.00	0.00	0.00	0.00
01-9-02222-120-001	Media Subst. Salary	0.00	0.00	0.00	0.00	0.00
01-9-02222-120-002	Substitute Salaries	0.00	0.00	0.00	0.00	0.00
01-9-02222-450-001	Av Materials	0.00	0.00	0.00	0.00	0.00
01-9-02222-450-002	Audio-visual	0.00	0.00	0.00	0.00	0.00
01-9-02222-690-001	Other Misc Expenses	0.00	0.00	0.00	0.00	0.00
01-9-02222-690-002	Other Misc Expenses	0.00	0.00	0.00	0.00	0.00

ALL Data

Expense Budget Report

Arranged by:
Account Number

Date Range: YTD thru 10/31/2018

Account	Description	Budget	Expenditures	Payables & Encumbrances	Unencumbered Balance	Percent Remaining
01-9-02320-110-000	Gen Adm Salary	0.00	0.00	0.00	0.00	0.00
01-9-02510-343-000	Internet	0.00	0.00	0.00	0.00	0.00
01-9-02620-690-000	School Imp & Emerg	0.00	0.00	0.00	0.00	0.00
01-9-02900-100-001	Early Retirement Salary	0.00	0.00	0.00	0.00	0.00
01-9-02900-210-001	Early Retirement Soc Sec	0.00	0.00	0.00	0.00	0.00
01-9-03500-690-001	Ed.innov.grant Elem	0.00	0.00	0.00	0.00	0.00
01-9-04320-230-000	NCLB Insurance	0.00	0.00	0.00	0.00	0.00
01-9-04330-690-000	REAP	0.00	0.00	0.00	0.00	0.00
01-9-04400-110-000	IDEA Part B	0.00	0.00	0.00	0.00	0.00
01-9-04404-110-000	IDEA Salary	0.00	0.00	0.00	0.00	0.00
01-9-04404-210-000	IDEA Social Security	0.00	0.00	0.00	0.00	0.00
01-9-04404-220-000	IDEA Retirement	0.00	0.00	0.00	0.00	0.00
01-9-04404-230-000	IDEA Benefits/Health Ins	0.00	0.00	0.00	0.00	0.00
01-9-04411-000-000	IDEA Part B	0.00	0.00	0.00	0.00	0.00
01-9-04412-210-000	IDEA Nonpublic Soc Sec	0.00	0.00	0.00	0.00	0.00
01-9-04412-220-000	IDEA Nonpublic Retirement	0.00	0.00	0.00	0.00	0.00
01-9-04412-300-000	IDEA Nonpublic Contract	0.00	0.00	0.00	0.00	0.00
01-9-04590-110-000	ARRA Instruction Program	0.00	0.00	0.00	0.00	0.00
01-9-04590-210-000	ARRA Instruction Program	0.00	0.00	0.00	0.00	0.00
01-9-04590-220-000	ARRA Retirement	0.00	0.00	0.00	0.00	0.00
01-9-04590-230-000	ARRA Health Ins	0.00	0.00	0.00	0.00	0.00
01-9-04610-000-000	Stimulus IDEA Part B	0.00	0.00	0.00	0.00	0.00
01-9-04610-110-000	Stimulus IDEA Salary	0.00	0.00	0.00	0.00	0.00
01-9-04610-210-000	Stimulus IDEA Social Security	0.00	0.00	0.00	0.00	0.00
01-9-04610-220-000	Stimulus IDEA Retirement	0.00	0.00	0.00	0.00	0.00
01-9-04610-510-000	Site Improvements	0.00	0.00	0.00	0.00	0.00
01-9-04610-530-000	Stimulus Capital Outlay	0.00	0.00	0.00	0.00	0.00
01-9-04630-000-000	IDEA Early Childhood	0.00	0.00	0.00	0.00	0.00
01-9-04810-000-000	Stimulus Title I purchase	0.00	0.00	0.00	0.00	0.00
01-9-04810-140-000	Stimulus Title I Salary	0.00	0.00	0.00	0.00	0.00
01-9-04810-210-000	Stimulus Title I Social Security	0.00	0.00	0.00	0.00	0.00
01-9-04810-220-000	Stimulus Title I Retirement	0.00	0.00	0.00	0.00	0.00
01-9-04810-410-000	Stimulus-supplies	0.00	0.00	0.00	0.00	0.00
01-9-08000-759-000	Transfer Othr Funds	0.00	0.00	0.00	0.00	0.00
01-9-09000-759-000	Blue Cross Ins Received	0.00	0.00	0.00	0.00	0.00
01 Current Year Account Totals:		8,335,665.71	1,246,628.59	0.00	7,089,037.12	85.04
01 FUND Totals:		8,335,665.71	1,246,628.59	0.00	7,089,037.12	85.04

ALL Data

Expense Budget Report

Arranged by:
Account Number

Date Range: YTD thru 10/31/2018

Account	Description	Budget	Expenditures	Payables & Encumbrances	Unencumbered Balance	Percent Remaining
02	DEPRECIATION FUND					
02-9-02620-318-000	Contracted Services	0.00	0.00	0.00	0.00	0.00
	02 Current Year Account Totals:	<u>0.00</u>	<u>0.00</u>	<u>0.00</u>	<u>0.00</u>	<u>0.00</u>
	02 FUND Totals:	<u>0.00</u>	<u>0.00</u>	<u>0.00</u>	<u>0.00</u>	<u>0.00</u>

ALL Data

Expense Budget Report

Arranged by:
Account Number

Date Range: YTD thru 10/31/2018

Account	Description	Budget	Expenditures	Payables & Encumbrances	Unencumbered Balance	Percent Remaining
03	EMPLOYEE BENEFIT FUND					
03-9-08000-110-000	Employee Benefit	0.00	0.00	0.00	0.00	0.00
03-9-08000-210-000	Employee Benefit Social	0.00	0.00	0.00	0.00	0.00
03-9-08000-500-000	Voluntary Separation Payment	0.00	0.00	0.00	0.00	0.00
03 Current Year Account Totals:		<u>0.00</u>	<u>0.00</u>	<u>0.00</u>	<u>0.00</u>	<u>0.00</u>
03	FUND Totals:	<u>0.00</u>	<u>0.00</u>	<u>0.00</u>	<u>0.00</u>	<u>0.00</u>

ALL Data

Expense Budget Report

Arranged by:
Account Number

Date Range: YTD thru 10/31/2018

Account	Description	Budget	Expenditures	Payables & Encumbrances	Unencumbered Balance	Percent Remaining
06	CAFETERIA FUND					
06-2-03100-110-001	Sec Kitchen Staff	44,000.00	6,406.97	0.00	37,593.03	85.43
06-2-03100-110-002	Elem Kitchen Staff	47,408.00	10,337.46	0.00	37,070.54	78.19
06-2-03100-130-001	Sec Kitchen Staff Overtime	3,000.00	1,364.57	0.00	1,635.43	54.51
06-2-03100-130-002	Elem Kitchen Staff Overtime	0.00	13.34	0.00	-13.34	0.00
06-2-03100-210-001	Sec Kitchen Staff Health Ins	15,830.00	1,978.17	0.00	13,851.83	87.50
06-2-03100-210-002	Elem Kitchen Staff Health Ins	23,800.00	3,956.34	0.00	19,843.66	83.37
06-2-03100-220-001	Sec Kitchen Staff Soc Sec	3,450.00	523.37	0.00	2,926.63	84.82
06-2-03100-220-002	Elem Kitchen Staff Soc Sec	3,500.00	721.02	0.00	2,778.98	79.39
06-2-03100-230-001	Sec Kitchen Staff Retirement	4,200.00	761.39	0.00	3,438.61	81.87
06-2-03100-230-002	Elem Kitchen Staff Retirement	4,500.00	863.97	0.00	3,636.03	80.80
06-2-03100-630-001	Sec Food Expense	56,312.00	13,233.46	0.00	43,078.54	76.49
06-2-03100-630-002	Elem Food Expense	80,000.00	10,915.67	0.00	69,084.33	86.35
06-2-03100-890-001	Sec Food Service Misc	2,000.00	363.22	0.00	1,636.78	81.83
06-2-03100-890-002	Elem Food Service Misc	2,000.00	3.80	0.00	1,996.20	99.81
06-2-08000-911-000	Fund Transfer to General	0.00	0.00	0.00	0.00	0.00
06-9-05000-110-000	Payroll	0.00	0.00	0.00	0.00	0.00
06 Current Year Account Totals:		290,000.00	51,442.75	0.00	238,557.25	82.26
06 FUND Totals:		290,000.00	51,442.75	0.00	238,557.25	82.26

ALL Data

Expense Budget Report

Arranged by:
Account Number

Date Range: YTD thru 10/31/2018

Account	Description	Budget	Expenditures	Payables & Encumbrances	Unencumbered Balance	Percent Remaining
08	BUILDING FUND					
08-2-02515-710-000	Land And Land Improvements	210,000.00	0.00	0.00	210,000.00	100.00
08-2-02515-720-000	Building Improvements	0.00	0.00	0.00	0.00	0.00
08-2-05000-831-000	Note Principal Repayment	0.00	0.00	0.00	0.00	0.00
08-2-05000-832-000	Note Interest Repayment	0.00	0.00	0.00	0.00	0.00
08-2-05000-890-000	Fees For Services	0.00	0.00	0.00	0.00	0.00
08-9-02620-317-000	Legal Services	0.00	0.00	0.00	0.00	0.00
08 Current Year Account Totals:		210,000.00	0.00	0.00	210,000.00	100.00
08	FUND Totals:	210,000.00	0.00	0.00	210,000.00	100.00
Report Totals:		8,835,665.71	1,298,071.34	0.00	7,537,594.37	85.30

Payroll Expense Summary

ALL Data

Arranged by:
Account Number

Fund	Account Number	Account Description	Earning	Withholding	Employer
FUND: 01					
	01-2-01100-111-001	Sec Teachers Salary	101,613.97		
	01-2-01100-111-002	Elem Teachers Salary	74,180.43		
	01-2-01100-113-001	Sec Substitute Sal	3,096.00		
	01-2-01100-113-002	Elem Substitute Sal	2,115.60		
	01-2-01100-114-001	Technology Staff	1,892.01		
	01-2-01100-120-001	Comm Coaches Salary	2,580.00		
	01-2-01100-211-001	Sec Health Insurance			19,503.10
	01-2-01100-211-002	Elem Health Insurance			24,210.03
	01-2-01100-220-001	Sec Soc Sec Non Instruct			197.37
	01-2-01100-220-002	Elem Soc Sec Non Instruct			28.65
	01-2-01100-221-001	Sec Soc Sec			7,679.19
	01-2-01100-221-002	Elem Soc Sec			5,499.55
	01-2-01100-223-001	Sec Substitute Soc Sec			236.85
	01-2-01100-223-002	Elem Substitute Soc Sec			161.85
	01-2-01100-224-001	Technology Soc Sec			137.51
	01-2-01100-230-002	Elem Retirement Non Instruct			37.04
	01-2-01100-231-001	Sec Retirement			10,002.68
	01-2-01100-231-002	Elem Retirement			7,327.39
	01-2-01100-233-001	Sec Substitute Retirement			5.10
	01-2-01100-233-002	Elem Substitute Retirement			20.39
	01-2-01100-234-001	Technology Retirement			186.89
	01-2-01100-320-002	Elem ESU Contracted Serv	375.00		
	01-2-01150-111-002	LEP Teachers	2,602.93		
	01-2-01150-112-002	LEP Aides	1,498.50		
	01-2-01150-221-002	LEP Soc Sec Teachers			196.03
	01-2-01150-222-002	LEP Soc Sec Aides			114.64
	01-2-01150-231-002	LEP Retire Teachers			257.12
	01-2-01150-232-002	LEP Retire Aides			148.02
	01-2-01160-110-001	Teammates Director	912.00		
	01-2-01160-111-001	Sec Poverty Teachers	1,012.58		
	01-2-01160-111-002	Elem Poverty Teachers	1,047.06		
	01-2-01160-220-001	Teammates Soc Sec			69.76
	01-2-01160-221-001	Sec Pov Teachers Soc Sec			72.91
	01-2-01160-221-002	Elem Pov Teachers Soc Sec			76.69
	01-2-01160-231-001	Sec Pov Teachers Retire			100.02
	01-2-01160-231-002	Elem Pov Teachers Retire			103.43
	01-2-01190-111-002	Preschool Teachers	5,217.33		
	01-2-01190-112-002	Preschool Aides	3,334.46		
	01-2-01190-211-002	Presch Teachers Health Ins			1,320.90
	01-2-01190-212-002	Presch Aides Health Ins			1,318.78
	01-2-01190-221-002	Preschool Teachers Soc Sec			399.12
	01-2-01190-222-002	Preschool Aides Soc Sec			249.51
	01-2-01190-231-002	Preschool Teachers Retire			515.36
	01-2-01190-232-002	Preschool Aides Retire			321.91
	01-2-01200-111-001	SPED Sec Teachers	5,905.33		
	01-2-01200-111-002	SPED Elem Teachers	4,070.67		
	01-2-01200-112-001	SPED Sec Aides	3,036.18		
	01-2-01200-112-002	SPED Elem Aides	9,936.96		
	01-2-01200-113-001	SPED Sec Substitutes	103.20		
	01-2-01200-211-001	SPED Sec Teach Health Ins			1,773.66
	01-2-01200-211-002	SPED Elem Teach Health Ins			1,773.66

Payroll Expense Summary

ALL Data

Arranged by:
Account Number

Fund	Account Number	Account Description	Earning	Withholding	Employer
	01-2-01200-212-001	SPED Sec Aides Health Ins			1,318.78
	01-2-01200-212-002	SPED Elem Aides Health Ins			3,296.95
	01-2-01200-221-001	SPED Sec Teachers Soc Sec			446.44
	01-2-01200-221-002	SPED Elem Teachers Soc Sec			310.06
	01-2-01200-222-001	SPED Sec Aides Soc Sec			226.81
	01-2-01200-222-002	SPED Elem Aides Soc Sec			749.41
	01-2-01200-223-001	SPED Sec Sub Soc Sec			7.89
	01-2-01200-231-001	SPED Sec Teachers Retire			583.32
	01-2-01200-231-002	SPED Elem Teachers Retire			402.09
	01-2-01200-232-001	SPED Sec Aides Retire			299.91
	01-2-01200-232-002	SPED Elem Aides Retire			923.14
	01-2-02120-111-001	Sec Guidance	3,686.22		
	01-2-02120-111-002	Elem Guidance	5,108.40		
	01-2-02120-211-001	Sec Guidance Health Ins			1,773.66
	01-2-02120-211-002	Elem Guidance Health Ins			1,773.66
	01-2-02120-221-001	Sec Guidance Soc Sec			245.15
	01-2-02120-221-002	Elem Guidance Soc Sec			362.83
	01-2-02120-231-001	Sec Guidance Retirement			364.11
	01-2-02120-231-002	Elem Guidance Retirement			504.59
	01-2-02130-116-002	Health Services	1,399.06		
	01-2-02130-226-002	Health Soc Sec			107.03
	01-2-02190-110-001	Activity Bus/Van Drivers	1,237.35		
	01-2-02190-220-001	Activity Bus/Van Soc Sec			92.83
	01-2-02190-230-001	Activity Bus/Van Retirement			122.23
	01-2-02220-111-002	Elem Library	3,015.73		
	01-2-02220-112-001	Sec Library Aides	1,911.30		
	01-2-02220-211-002	Elem Library Health Ins			628.99
	01-2-02220-212-001	Sec Library Aides Health Ins			659.39
	01-2-02220-221-002	Elem Library Soc Sec			228.28
	01-2-02220-222-001	Sec Library Aides Soc Sec			142.55
	01-2-02220-231-002	Elem Library Retirement			297.89
	01-2-02220-232-001	Sec Library Aides Retirement			188.79
	01-2-02320-105-000	Superintendent Salary	11,250.00		
	01-2-02320-110-001	Sec Clerical Staff	3,581.98		
	01-2-02320-130-001	Sec Clerical Staff Overtime	39.19		
	01-2-02320-210-001	Sec Clerical Health Ins			659.39
	01-2-02320-215-000	Superintendent Health Ins			1,773.66
	01-2-02320-220-001	Sec Clerical Soc Sec			277.01
	01-2-02320-225-000	Superintendent Soc Sec			844.71
	01-2-02320-230-001	Sec Clerical Retirement			329.54
	01-2-02320-235-000	Superintendent Retirement			1,111.25
	01-2-02410-110-001	Sec Clerical Staff	170.55		
	01-2-02410-110-002	Elem Clerical Staff	3,004.80		
	01-2-02410-111-001	Sec Principal Salary	8,011.33		
	01-2-02410-111-002	Elem Principal Salary	6,369.96		
	01-2-02410-130-002	Elem Clerical Staff Overtime	431.33		
	01-2-02410-210-002	Elem Clerical Health Ins			659.39
	01-2-02410-211-001	Sec Principal Health Ins			1,773.66
	01-2-02410-211-002	Elem Principal Health Ins			1,773.66
	01-2-02410-220-001	Sec Clerical Soc Sec			13.05
	01-2-02410-220-002	Elem Clerical Soc Sec			259.89
	01-2-02410-221-001	Sec Principal Soc Sec			606.76

Payroll Expense Summary

ALL Data

Arranged by:
Account Number

Fund	Account Number	Account Description	Earning	Withholding	Employer
	01-2-02410-221-002	Elem Principal Soc Sec			483.30
	01-2-02410-230-002	Elem Clerical Retirement			298.64
	01-2-02410-231-001	Sec Principal Retirement			791.35
	01-2-02410-231-002	Elem Principal Retirement			629.21
	01-2-02490-111-001	Activities Director Salary	2,006.66		
	01-2-02490-221-001	Activities Dir Soc Sec			152.43
	01-2-02490-231-001	Activities Dir Retirement			198.21
	01-2-02510-110-000	Business Manager Salary	3,232.00		
	01-2-02510-130-000	Business Manager Overtime	1,969.50		
	01-2-02510-210-000	Business Manager Health Ins			659.39
	01-2-02510-220-000	Business Manager Soc Sec			397.91
	01-2-02510-230-000	Business Manager Retirement			513.79
	01-2-02610-110-001	Sec Custodial Salary	5,062.01		
	01-2-02610-110-002	Elem Custodial Salary	5,089.46		
	01-2-02610-130-001	Sec Custodial Overtime	878.60		
	01-2-02610-130-002	Elem Custodial Overtime	1,353.58		
	01-2-02610-210-001	Sec Health Ins			1,318.78
	01-2-02610-210-002	Elem Health Ins			659.39
	01-2-02610-220-001	Sec Soc Sec			454.45
	01-2-02610-220-002	Elem Soc Sec			492.90
	01-2-02610-230-001	Sec Retirement			559.44
	01-2-02610-230-002	Elem Retirement			636.43
	01-2-02620-110-000	Plant Maintenance Salary	4,075.00		
	01-2-02620-220-000	Maintenance Soc Sec			305.79
	01-2-02620-230-000	Maintenance Retirement			402.52
	01-2-02710-110-000	Bus Driver Salary	9,302.25		
	01-2-02710-220-000	Bus Driver Soc Sec			702.87
	01-2-02710-230-000	Bus Driver Retirement			883.96
	01-2-06200-111-002	Title I Teachers Salary	4,472.00		
	01-2-06200-112-002	Title I Aides Salary	1,540.76		
	01-2-06200-211-002	Title I Teachers Health Ins			1,773.66
	01-2-06200-212-002	Title I Aides Health Ins			659.39
	01-2-06200-221-002	Title I Teachers Soc Sec			342.10
	01-2-06200-222-002	Title I Aides Soc Sec			103.58
	01-2-06200-231-002	Title I Teachers Retirement			441.74
	01-2-06200-232-002	Title I Aides Retirement			152.19
	01-931	Payable Account		-96,314.47	
		FUND 01 Totals:	312,729.23	-96,314.47	124,197.28
FUND: 06					
	06-2-03100-110-001	Sec Kitchen Staff	3,803.04		
	06-2-03100-110-002	Elem Kitchen Staff	5,660.39		
	06-2-03100-130-001	Sec Kitchen Staff Overtime	800.72		
	06-2-03100-130-002	Elem Kitchen Staff Overtime	13.34		
	06-2-03100-210-001	Sec Kitchen Staff Health Ins			1,318.78
	06-2-03100-210-002	Elem Kitchen Staff Health Ins			1,978.17
	06-2-03100-220-001	Sec Kitchen Staff Soc Sec			316.61
	06-2-03100-220-002	Elem Kitchen Staff Soc Sec			398.64
	06-2-03100-230-001	Sec Kitchen Staff Retirement			448.48
	06-2-03100-230-002	Elem Kitchen Staff Retirement			496.49
	06-931	Payable Account		-3,370.10	
		FUND 06 Totals:	10,277.49	-3,370.10	4,957.17

Report Totals:

323,006.72

-99,684.57

129,154.45

Preliminary Check Register

Check Date Invoice	DD	Check Number Invoice Date	Vendor ID PO Number	Vendor Name Description	PO Date	Manual Check Number	Amount
Checks Available to Print							
01 - GENERAL							
			FRENCHMAN	Frenchman Valley Co-op			
10152018		10/10/2018		fuel	10/10/2018		1,873.63
						Check Total	1,873.63
						Vendor Total	1,873.63
			PERKTREA	Perkins County Treasurer			
10152018		10/10/2018		Pipeline repayment	10/10/2018		9,417.68
						Check Total	9,417.68
						Vendor Total	9,417.68
			2020TECH	2020 Technologies			
2027		10/10/2018		telephone/support	10/10/2018		101.12
						Check Total	101.12
						Vendor Total	101.12
			ACTIFUND	Activity Fund			
10152018		10/10/2018		reimb for HAL	10/10/2018		154.44
						Check Total	154.44
						Vendor Total	154.44
			ADAMLUMB	Adams Lumber			
10152018		10/10/2018		lumber, supplies	10/10/2018		500.61
						Check Total	500.61
						Vendor Total	500.61
			AFLAC 9	American Family Life			
2AFLAC9.299		10/11/2018		October 2018 Payroll	10/11/2018		608.40
2AMFA9.299		10/11/2018		October 2018 Payroll	10/11/2018		168.32
						Check Total	776.72
						Vendor Total	776.72
			AFLAC12	American Family Life			
2AFLAC12.299		10/11/2018		October 2018 Payroll	10/11/2018		1,617.40
2AMFA.299		10/11/2018		October 2018 Payroll	10/11/2018		315.34
						Check Total	1,932.74
						Vendor Total	1,932.74
			ALSLOCK	Al's Lock And Safe			
42708		10/10/2018		keys	10/10/2018		50.20
						Check Total	50.20
						Vendor Total	50.20
			AMAZON	Amazon			
10152018		10/10/2018		books, SPED, technology	10/10/2018		3,779.63
						Check Total	3,779.63

Preliminary Check Register

Check Date Invoice	DD	Check Number Invoice Date	Vendor ID PO Number	Vendor Name Description	Manual Check Number	Amount
					Vendor Total	3,779.63
10/18-4		10/10/2018	BHE4317	Black Hills Energy gas		33.07
					Check Total	33.07
					Vendor Total	33.07
10/18-5		10/10/2018	BHE4318	Black Hills Energy gas		381.68
					Check Total	381.68
					Vendor Total	381.68
10/18-6		10/10/2018	BHE4319	Black Hills Energy gas		126.02
					Check Total	126.02
					Vendor Total	126.02
10/18-7		10/10/2018	BHE4479	Black Hills Energy gas		42.32
					Check Total	42.32
					Vendor Total	42.32
10/18-3		10/10/2018	BHE5611	Black Hills Energy gas		34.40
					Check Total	34.40
					Vendor Total	34.40
10/18-2		10/10/2018	BHE9834	Black Hills Energy gas		100.71
					Check Total	100.71
					Vendor Total	100.71
10/18-1		10/10/2018	BHE9835	Black Hills Energy gas		265.22
					Check Total	265.22
					Vendor Total	265.22
10152018		10/10/2018	BLUECR01	Blue Cross/Blue Shield 10 month premium		1,337.41
3DENTAL.299		10/11/2018		October 2018 Payroll		5,818.47
3HEAL.299		10/11/2018		October 2018 Payroll		65,243.46
					Check Total	72,399.34
					Vendor Total	72,399.34
10152015		10/10/2018	CARLELEC	Carlson Electric repairs		1,031.97
					Check Total	1,031.97

Preliminary Check Register

Check Date Invoice	DD	Check Number Invoice Date	Vendor ID PO Number	Vendor Name Description	PO Date	Manual Check Number	Amount
Vendor Total							1,031.97
			CASHWA	Cash-Wa Distributing			
10/18 ES ACT		10/10/2018		Preschool supplies	10/10/2018		231.00
10/18 HS ACT		10/10/2018		food expense	10/10/2018		75.15
Check Total							306.15
Vendor Total							306.15
			CITYOFGR	City Of Grant			
10/18 HS		10/10/2018		utilities	10/10/2018		13,911.06
10/18-ES		10/10/2018		utilities	10/10/2018		4,184.15
Check Total							18,095.21
Vendor Total							18,095.21
			CLKSEDGCT	Clerk Sedgwick Co. Combined Court			
2GARNSEDGC.2 99		10/11/2018		October 2018 Payroll	10/11/2018		326.46
Check Total							326.46
Vendor Total							326.46
			CORNGLAS	Cornhusker Glass, Inc.			
102200		10/10/2018		framing	10/10/2018		438.08
Check Total							438.08
Vendor Total							438.08
			COUNTRY SU	Country Supply			
10152018		10/11/2018		extension cord, gloves, suppli	10/11/2018		250.43
Check Total							250.43
Vendor Total							250.43
			DRPLUM	D & R Plumbing			
931217		10/10/2018		pump grease pit	10/10/2018		125.00
Check Total							125.00
Vendor Total							125.00
			EAKES	Eakes Office Solutions			
10152015		10/10/2018		office supplies, disinfectant	10/10/2018		1,052.08
Check Total							1,052.08
Vendor Total							1,052.08
			EFTPS	EFTPS Payroll Deposit			
2FICA.299		10/11/2018		October 2018 Payroll	10/11/2018		19,026.04
2FICM.299		10/11/2018		October 2018 Payroll	10/11/2018		4,449.62
2USIT.299		10/11/2018		October 2018 Payroll	10/11/2018		22,117.92
3FICA.299		10/11/2018		October 2018 Payroll	10/11/2018		19,026.04
3FICM.299		10/11/2018		October 2018 Payroll	10/11/2018		4,449.62
Check Total							69,069.24

Preliminary Check Register

Check Date Invoice	DD	Check Number Invoice Date	Vendor ID PO Number	Vendor Name Description	Manual Check Number	Amount
Vendor Total						69,069.24
6220548		10/10/2018	ELECTRICFI	Electrical Engineering & Equipment bulbs		51.60
Check Total						51.60
Vendor Total						51.60
5019		10/10/2018	ESU16	ESU #16 workshop		100.00
5020		10/10/2018		Preschool/SPED		31,799.43
5050		10/10/2018		HAL		323.50
Check Total						32,222.93
Vendor Total						32,222.93
379		10/10/2018	FABER	Faber Signs plaque		261.55
Check Total						261.55
Vendor Total						261.55
12198		10/10/2018	FRIESEN	Friesen Welding & Repair labor		400.00
Check Total						400.00
Vendor Total						400.00
2913592		10/10/2018	FUNNIX	Funnix ELL supplies		70.00
Check Total						70.00
Vendor Total						70.00
10152018		10/10/2018	GRANEY	Marcia Graney reimb for DL supplies		31.91
Check Total						31.91
Vendor Total						31.91
10152018		10/10/2018	GRANPHAR	Grant Pharmacy health supplies		18.00
Check Total						18.00
Vendor Total						18.00
10152018		10/10/2018	GRANTRIB	Grant Tribune/Johnson Publications legal proceedings		271.99
Check Total						271.99
Vendor Total						271.99
10152018		10/10/2018	GREAPL02	Great Plains Communications telephones		1,007.82
Check Total						1,007.82

Preliminary Check Register

Check Date Invoice	DD	Check Number Invoice Date	Vendor ID PO Number	Vendor Name Description	Manual Check Number	Amount
Vendor Total						1,007.82
			HATCSUPE	Hatch's Super Foods		
10/18 2468		10/10/2018		10/10/2018 classroom supplies		66.15
10/18 6005		10/10/2018		10/10/2018 classroom supplies		14.96
10/18 7010		10/10/2018		10/10/2018 classroom supplies		64.50
Check Total						145.61
Vendor Total						145.61
			HI-LINE	Hi-Line Cooperative inc		
10152018		10/10/2018		10/10/2018 fuel		243.55
Check Total						243.55
Vendor Total						243.55
			HOMETOWNL	Hometown Leasing		
10152018		10/10/2018		10/10/2018 copier leasing		738.00
Check Total						738.00
Vendor Total						738.00
			HOUGMIFF	Houghton Mifflin Company		
954015284		10/10/2018		10/10/2018 textbooks		7,043.26
Check Total						7,043.26
Vendor Total						7,043.26
			IDEALLIN	Ideal Linen Supply		
843758		10/10/2018		10/10/2018 mops, mats		140.93
846726		10/10/2018		10/10/2018 mops, mats		158.77
849386		10/10/2018		10/10/2018 mops, mats		138.22
852005		10/10/2018		10/10/2018 mops, mats		137.01
Check Total						574.93
Vendor Total						574.93
			IN & OUT	In & Out		
10152018		10/10/2018		10/10/2018 fuel		2,165.52
Check Total						2,165.52
Vendor Total						2,165.52
			JOHNBAY	John Baylor Test Prep		
3371		10/10/2018		10/10/2018 ACT test prep		2,400.00
Check Total						2,400.00
Vendor Total						2,400.00
			KSBSCHOOL	KSB School Law		
5185		10/10/2018		10/10/2018 legal services		393.50
Check Total						393.50
Vendor Total						393.50
			LEGALSHIEL	LegalShield		

Preliminary Check Register

Check Date Invoice	DD	Check Number Invoice Date	Vendor ID PO Number	Vendor Name Description	Manual Check Number	Amount
2LEGALSH.299		10/11/2018		October 2018 Payroll		146.34
					Check Total	146.34
					Vendor Total	146.34
649413		10/10/2018	MACGILL	William V Macgill & Co health supplies		215.33
					Check Total	215.33
					Vendor Total	215.33
10152018		10/10/2018	MAR'S	Mar's Service Center Inc maintenance & repair		437.58
					Check Total	437.58
					Vendor Total	437.58
14		10/10/2018	MEGANAPOL	Megan Apolius drug testing		125.00
					Check Total	125.00
					Vendor Total	125.00
2MG403B.299		10/11/2018	MGTRUST	MG Trust Company October 2018 Payroll		500.00
2MG403ROTH.299		10/11/2018		October 2018 Payroll		3,575.00
					Check Total	4,075.00
					Vendor Total	4,075.00
1738J5Z2P3		10/10/2018	NASB	Nebraska Association of School Boards registration		72.00
					Check Total	72.00
					Vendor Total	72.00
10152018		10/10/2018	NCSA	NCSA registration		115.00
					Check Total	115.00
					Vendor Total	115.00
2NEIT.299		10/11/2018	NEBRDEPT	Nebraska Depart. Of Revenue October 2018 Payroll		9,843.39
					Check Total	9,843.39
					Vendor Total	9,843.39
2NTRT.299		10/11/2018	NEBRRETI	Nebraska Retirement System October 2018 Payroll		29,365.99
3NTRT.299		10/11/2018		October 2018 Payroll		29,659.69
					Check Total	59,025.68
					Vendor Total	59,025.68

Preliminary Check Register

Check Date Invoice	DD	Check Number Invoice Date	Vendor ID PO Number	PO Date	Vendor Name Description	Manual Check Number	Amount
10152018		10/10/2018	NPPD	10/10/2018	Nebraska Public Power District electricity		34.21
						Check Total	34.21
						Vendor Total	34.21
W39109230		10/10/2018	ODYSSEYW	10/10/2018	Odysseyware, division of Glynlyon classroom supplies		750.00
						Check Total	750.00
						Vendor Total	750.00
692103513-01		10/10/2018	ORIETRAD	10/10/2018	Oriental Trading Company classroom supplies		134.75
						Check Total	134.75
						Vendor Total	134.75
2BCBS.299		10/11/2018	PCSB CBS	10/11/2018	Perkins County Schools October 2018 Payroll		52.49
						Check Total	52.49
						Vendor Total	52.49
10152018		10/10/2018	PCSTRANS	10/10/2018	PCS Transaction Cash premium, training		1,354.98
						Check Total	1,354.98
						Vendor Total	1,354.98
3582804 & 3581924		10/10/2018	PEPPER	10/10/2018	J. W. Pepper & Son, Inc classroom supplies		229.99
						Check Total	229.99
						Vendor Total	229.99
10152018		10/10/2018	PINN VISA	10/10/2018	Pinnacle Bank meals, gas		314.02
						Check Total	314.02
						Vendor Total	314.02
10152018		10/10/2018	PITNEY	10/10/2018	Pitney Bowes postage		30.00
						Check Total	30.00
						Vendor Total	30.00
7880 & 7881		10/10/2018	PLUMGUYS	10/10/2018	Plumbing Guys Co. repairs		2,060.47
						Check Total	2,060.47
						Vendor Total	2,060.47
10152018		10/10/2018	QUALDIES	10/10/2018	Quality Diesel Inc bus repairs		3,706.92

Preliminary Check Register

Check Date Invoice	DD	Check Number Invoice Date	Vendor ID PO Number	Vendor Name Description	Manual Check Number	Amount
Check Total						3,706.92
Vendor Total						3,706.92
201868140		10/10/2018	RECOUNLI	Recognition Unlimited awards		91.07
Check Total						91.07
Vendor Total						91.07
5808 & 5810		10/10/2018	REESMECH	Reese Mechanical repairs		1,281.90
Check Total						1,281.90
Vendor Total						1,281.90
10152018		10/10/2018	RJWPLUMB	RJW Plumbing drinking fountains		894.00
Check Total						894.00
Vendor Total						894.00
10152018		10/10/2018	ROSSAUTO	Ross Family Auto Parts part		22.97
Check Total						22.97
Vendor Total						22.97
208121542578		10/10/2018	SCHOSP02	School Specialty Inc. classroom supplies		12.40
208121802532		10/10/2018		SPED Classroom supplies		398.86
308103146496		10/10/2018		classroom supplies		137.50
308103178061		10/10/2018		classroom supplies		154.21
Check Total						702.97
Vendor Total						702.97
2LTD.299		10/11/2018	T & T MAR	Principal Life Group October 2018 Payroll		431.42
Check Total						431.42
Vendor Total						431.42
47-63587		10/10/2018	TOHAAS	T. O. Haas tires		492.52
Check Total						492.52
Vendor Total						492.52
10152018		10/10/2018	VIAERO	Viaero cell phones		202.20
Check Total						202.20
Vendor Total						202.20
			VISIONSP	Vision Service Plan (CT)		

Preliminary Check Register

Check Date Invoice	DD	Check Number Invoice Date	Vendor ID PO Number	Vendor Name Description	Manual Check Number	Amount
2VSPVISION.299		10/11/2018		October 2018 Payroll		385.44
					Check Total	385.44
					Vendor Total	385.44
			WAGEWORKS	WageWorks, Inc.		
2CAFE.299		10/11/2018		October 2018 Payroll		1,739.00
2DCARE.299		10/11/2018		October 2018 Payroll		1,454.00
					Check Total	3,193.00
					Vendor Total	3,193.00
			WAKEFIELD	Wakefield & Associates		
2GARNWAKE.299		10/11/2018		October 2018 Payroll		191.90
					Check Total	191.90
					Vendor Total	191.90
			WALLSALE	Wally's Sales & Service		
57979		10/10/2018		classroom supplies		215.68
					Check Total	215.68
					Vendor Total	215.68
			WFBUSMC	Payment Remittance Center		
10152018		10/11/2018		HAL, classroom supplies		2,365.81
					Check Total	2,365.81
					Vendor Total	2,365.81
			WOODSUPP	Woodworker's Supply		
9312073-1		10/10/2018		classroom supplies		77.45
					Check Total	77.45
					Vendor Total	77.45
			WPCI	WPCI		
45224		10/10/2018		drug testing supplies		1,056.53
					Check Total	1,056.53
					Vendor Total	1,056.53
			WWADMINFEE	WageWorks		
298135		10/10/2018		admin fee		390.58
					Check Total	390.58
					Vendor Total	390.58
			YANDAS	Yandas Music		
367403		10/10/2018		instrument repair		35.00
					Check Total	35.00
					Vendor Total	35.00
01 - GENERAL Totals:						325,457.91

Preliminary Check Register

Check Date Invoice	DD	Check Number Invoice Date	Vendor ID PO Number	Vendor Name Description	Manual Check Number	Amount
06 - CAFETERIA FUND						
			AFLAC 9	American Family Life		
2AFLAC9.299		10/11/2018		October 2018 Payroll		354.64
2AMFA9.299		10/11/2018		October 2018 Payroll		41.25
					Check Total	395.89
					Vendor Total	395.89
			BERNARD	Bernard Food Industries Inc		
811662		10/10/2018		food expense		808.56
					Check Total	808.56
					Vendor Total	808.56
			BLUECR01	Blue Cross/Blue Shield		
3DENTAL.299		10/11/2018		October 2018 Payroll		865.23
3HEAL.299		10/11/2018		October 2018 Payroll		2,431.72
					Check Total	3,296.95
					Vendor Total	3,296.95
			CASHWA	Cash-Wa Distributing		
10/18 ES		10/10/2018		ES food expense		6,005.28
10/18 HS		10/10/2018		HS food expense		5,789.87
10/18 HS ACT		10/10/2018		food expense		57.85
					Check Total	11,853.00
					Vendor Total	11,853.00
			CREDITMAN	Credit Management Services Inc		
2GARNCREDI.29		10/11/2018		October 2018 Payroll		373.20
9					Check Total	373.20
					Vendor Total	373.20
			EFTPS	EFTPS Payroll Deposit		
2FICA.299		10/11/2018		October 2018 Payroll		579.68
2FICM.299		10/11/2018		October 2018 Payroll		135.57
2USIT.299		10/11/2018		October 2018 Payroll		255.63
3FICA.299		10/11/2018		October 2018 Payroll		579.68
3FICM.299		10/11/2018		October 2018 Payroll		135.57
					Check Total	1,686.13
					Vendor Total	1,686.13
			HATCSUPE	Hatch's Super Foods		
10/18 2410		10/10/2018		food expense		453.65
					Check Total	453.65
					Vendor Total	453.65
			LOYDIANE	Diane Loy		
10152018		10/10/2018		reimburse for work shoes		160.00

Preliminary Check Register

Check Date Invoice	DD	Check Number Invoice Date	Vendor ID PO Number	Vendor Name Description	PO Date	Manual Check Number	Amount
						Check Total	160.00
						Vendor Total	160.00
			NEBRDEPT	Nebraska Depart. Of Revenue			
2NEIT.299		10/11/2018		October 2018 Payroll	10/11/2018		121.36
						Check Total	121.36
						Vendor Total	121.36
			NEBRRETI	Nebraska Retirement System			
2NTRT.299		10/11/2018		October 2018 Payroll	10/11/2018		935.63
3NTRT.299		10/11/2018		October 2018 Payroll	10/11/2018		944.97
						Check Total	1,880.60
						Vendor Total	1,880.60
			PCSBCBS	Perkins County Schools			
2BCBS.299		10/11/2018		October 2018 Payroll	10/11/2018		112.43
						Check Total	112.43
						Vendor Total	112.43
			PCSTRANS	PCS Transaction Cash			
10152018		10/10/2018		premium, training	10/10/2018		28.00
						Check Total	28.00
						Vendor Total	28.00
			THOMPSON	The Thompson Co			
10152018		10/10/2018		food expense	10/10/2018		774.93
						Check Total	774.93
						Vendor Total	774.93
			VISIONSP	Vision Service Plan (CT)			
2VSPVISION.299		10/11/2018		October 2018 Payroll	10/11/2018		33.71
						Check Total	33.71
						Vendor Total	33.71
			WAGEWORKS	WageWorks, Inc.			
2CAFE.299		10/11/2018		October 2018 Payroll	10/11/2018		427.00
						Check Total	427.00
						Vendor Total	427.00
06 - CAFETERIA FUND Totals:							22,405.41
Total of Checks Available to Print:							347,863.32
Report Total:							347,863.32

Receipt Journal

Receipt Number	Receipt Date	Description	Received From	Total	Sales Tax	Amount Less Tax
Line	Activity	Name		Amount		
Journal Number: 266			September 2018			Posted: 10/01/2018 02:32:35 PM
000000	09/05/2018	donation	Businesses			
1	5017	Annual		75.00	0.00	75.00
Receipt Totals:				75.00	0.00	75.00
000000	09/05/2018	passes	Patrons			
1	4004	Athletic Passes		75.00	0.00	75.00
Receipt Totals:				75.00	0.00	75.00
000000	09/05/2018	gate	Patrons			
1	2003	VB-High School		492.00	0.00	492.00
Receipt Totals:				492.00	0.00	492.00
000000	09/05/2018	concessions	Patrons			
1	4012	Concession Stand		292.66	0.00	292.66
2	3005	FFA		157.59	0.00	157.59
Receipt Totals:				450.25	0.00	450.25
000000	09/05/2018	walking taco bar	Patrons			
1	3005	FFA		584.00	0.00	584.00
Receipt Totals:				584.00	0.00	584.00
000000	09/07/2018	annual	Patron			
1	5017	Annual		150.00	0.00	150.00
Receipt Totals:				150.00	0.00	150.00
000000	09/07/2018	passes	Patron			
1	4004	Athletic Passes		100.00	0.00	100.00
Receipt Totals:				100.00	0.00	100.00
000000	09/07/2018	concessions	Patrons			
1	4012	Concession Stand		195.81	0.00	195.81
2	3005	FFA		105.44	0.00	105.44
Receipt Totals:				301.25	0.00	301.25
000000	09/07/2018	gate	Patrons			
1	2002	FB-Middle School		289.00	0.00	289.00
Receipt Totals:				289.00	0.00	289.00
000000	09/10/2018	passes	Patrons			
1	4004	Athletic Passes		280.00	0.00	280.00
Receipt Totals:				280.00	0.00	280.00
000000	09/10/2018	concessions-GBB	Patrons			
1	4012	Concession Stand		991.90	0.00	991.90
2	4020	Organizational Concessions		534.10	0.00	534.10
Receipt Totals:				1526.00	0.00	1526.00

Receipt Journal

Receipt Number	Receipt Date	Description	Received From	Total	Sales Tax	Amount Less Tax
Line	Activity	Name		Amount		
000000	09/10/2018	class dues	Student			
1		1021 Class of 2020-Juniors		20.00	0.00	20.00
			Receipt Totals:	20.00	0.00	20.00
000000	09/10/2018	gate	Patrons			
1		2001 FB-High School		1065.00	0.00	1065.00
			Receipt Totals:	1065.00	0.00	1065.00
000000	09/10/2018	donations	Businesses			
1		5017 Annual		325.00	0.00	325.00
			Receipt Totals:	325.00	0.00	325.00
000000	09/11/2018	concessions	Patrons			
1		4012 Concession Stand		182.65	0.00	182.65
2		3005 FFA		98.35	0.00	98.35
			Receipt Totals:	281.00	0.00	281.00
000000	09/11/2018	gate	Patrons			
1		2002 FB-Middle School		205.00	0.00	205.00
			Receipt Totals:	205.00	0.00	205.00
000000	09/11/2018	fees	Students			
1		1021 Class of 2020-Juniors		20.00	0.00	20.00
2		3005 FFA		30.00	0.00	30.00
3		4009 Activity Fees		25.00	0.00	25.00
4		5010 Art Project		64.00	0.00	64.00
			Receipt Totals:	139.00	0.00	139.00
000000	09/11/2018	donations	Businesses			
1		5017 Annual		210.00	0.00	210.00
			Receipt Totals:	210.00	0.00	210.00
000000	09/11/2018	dues	Students			
1		3005 FFA		150.00	0.00	150.00
			Receipt Totals:	150.00	0.00	150.00
000000	09/13/2018	fees	Students			
1		1023 Class of 2022-Freshmen		60.00	0.00	60.00
2		3005 FFA		60.00	0.00	60.00
			Receipt Totals:	120.00	0.00	120.00
000000	09/13/2018	donations	Businesses			
1		5017 Annual		315.00	0.00	315.00
			Receipt Totals:	315.00	0.00	315.00
000000	09/14/2018	JH VB gate	Patrons			
1		2004 VB-Middle School		174.00	0.00	174.00

Receipt Journal

Receipt Number	Receipt Date	Description	Received From	Total	Sales Tax	Amount Less Tax
Line	Activity	Name		Amount		
			Receipt Totals:	174.00	0.00	174.00
000000	09/14/2018	passes	Patron			
1		4004 Athletic Passes		130.00	0.00	130.00
			Receipt Totals:	130.00	0.00	130.00
000000	09/14/2018	concessions	Patrons			
1		4012 Concession Stand		189.08	0.00	189.08
2		1024 Class of 2023 8th Grade		101.82	0.00	101.82
			Receipt Totals:	290.90	0.00	290.90
000000	09/17/2018	dues & jacket	Student			
1		3005 FFA		95.00	0.00	95.00
			Receipt Totals:	95.00	0.00	95.00
000000	09/17/2018	reimbursement	NE State Fair			
1		5005 Music-Instrumental		150.00	0.00	150.00
			Receipt Totals:	150.00	0.00	150.00
000000	09/17/2018	donations	Businesses			
1		5017 Annual		100.00	0.00	100.00
			Receipt Totals:	100.00	0.00	100.00
000000	09/18/2018	passes	Patrons			
1		4004 Athletic Passes		50.00	0.00	50.00
			Receipt Totals:	50.00	0.00	50.00
000000	09/18/2018	donations	Businesses			
1		5017 Annual		200.00	0.00	200.00
2		5017 Annual		25.00	0.00	25.00
3		5017 Annual		125.00	0.00	125.00
4		5017 Annual		100.00	0.00	100.00
5		5017 Annual		125.00	0.00	125.00
			Receipt Totals:	575.00	0.00	575.00
000000	09/21/2018	gate	Patrons			
1		2004 VB-Middle School		162.00	0.00	162.00
			Receipt Totals:	162.00	0.00	162.00
000000	09/21/2018	gate	Patrons			
1		2003 VB-High School		707.00	0.00	707.00
			Receipt Totals:	707.00	0.00	707.00
000000	09/21/2018	concessions	Patrons			
1		4012 Concession Stand		539.50	0.00	539.50
2		4012 Concession Stand		290.50	0.00	290.50
			Receipt Totals:	830.00	0.00	830.00

Receipt Journal

Receipt Number	Receipt Date	Description	Received From	Total	Sales Tax	Amount Less Tax
Line	Activity	Name		Amount		
000000	09/21/2018	wearing jeans	Staff			
1	6025	Always for Kids		51.00	0.00	51.00
2	6025	Always for Kids		6.00	0.00	6.00
3	6025	Always for Kids		3.00	0.00	3.00
		Receipt Totals:		60.00	0.00	60.00
000000	09/24/2018	musical gate	Patrons			
1	5008	Musical Play		433.00	0.00	433.00
		Receipt Totals:		433.00	0.00	433.00
000000	09/24/2018	dance admission	Students			
1	3003	Student Council-HS		215.00	0.00	215.00
		Receipt Totals:		215.00	0.00	215.00
000000	09/24/2018	pop sales	Staff			
1	6003	Faculty Lounge-Elem & MS		97.26	0.00	97.26
		Receipt Totals:		97.26	0.00	97.26
000000	09/26/2018	dues	Students			
1	1023	Class of 2022-Freshmen		60.00	0.00	60.00
2	1023	Class of 2022-Freshmen		30.00	0.00	30.00
		Receipt Totals:		90.00	0.00	90.00
000000	09/26/2018	doantion- IA project	Patron			
1	5028	IA construction projects		120.00	0.00	120.00
		Receipt Totals:		120.00	0.00	120.00
000000	09/26/2018	volleyball gate	Patrons			
1	2003	VB-High School		458.00	0.00	458.00
		Receipt Totals:		458.00	0.00	458.00
000000	09/26/2018	concessions-FCCLA	Patron			
1	4012	Concession Stand		555.75	0.00	555.75
2	4020	Organizational Concessions		303.26	0.00	303.26
		Receipt Totals:		859.01	0.00	859.01
000000	09/28/2018	JH VB gate	Patrons			
1	2004	VB-Middle School		173.00	0.00	173.00
		Receipt Totals:		173.00	0.00	173.00
000000	09/28/2018	gate	Patrons			
1	2003	VB-High School		276.05	0.00	276.05
		Receipt Totals:		276.05	0.00	276.05
000000	09/28/2018	concessions	Patrons			
1	4012	Concession Stand		409.17	0.00	409.17
2	4012	Concession Stand		220.33	0.00	220.33

Receipt Journal

Receipt Number	Receipt Date	Description	Received From	Total	Sales Tax	Amount Less Tax
Line	Activity	Name		Amount		
Receipt Totals:				629.50	0.00	629.50
000000	09/28/2018	dues & donations	Students &			
1	3005	FFA		1974.45	0.00	1974.45
Receipt Totals:				1974.45	0.00	1974.45
000000	09/28/2018	donations	Businesses			
1	5017	Annual		50.00	0.00	50.00
Receipt Totals:				50.00	0.00	50.00
000000	09/28/2018	interest earned	Adams Bank			
1	6090	Interest Earned		108.70	0.00	108.70
Receipt Totals:				108.70	0.00	108.70
Journal Totals:				15960.37	0.00	15960.37

ALL Data

Revenue Budget Report

Arranged by:
Account Number

Date Range: YTD thru 10/31/2018

Account	Description	Budget	Receipts	Revenue Balance	Percent Remaining
01	GENERAL				
01-1-01100-000-000	Taxes	5,266,800.00	780,358.41	4,486,441.59	85.18
01-1-01115-000-000	Carline Taxes	150.00	37.79	112.21	74.80
01-1-01120-000-000	Public Power Dist Sales Tax	60,000.00	0.00	60,000.00	100.00
01-1-01125-000-000	Motor Vehicle Taxes	310,000.00	18,855.60	291,144.40	93.91
01-1-01190-000-000	County Treasurer's Commission	-53,200.00	-11,124.79	-42,075.21	79.08
01-1-01315-000-000	Tuition Received DL Spanish	70,000.00	0.00	70,000.00	100.00
01-1-01370-000-000	Preschool Tuition	18,000.00	2,050.00	15,950.00	88.61
01-1-01510-000-000	Interest	1,500.00	187.57	1,312.43	87.49
01-1-01911-000-000	Local License Fees	2,000.00	0.00	2,000.00	100.00
01-1-01925-000-000	Corporate/Other Private Grants	0.00	500.00	-500.00	0.00
01-1-01955-000-000	Dual Credit Reimbursement	0.00	0.00	0.00	0.00
01-1-01990-000-000	Other Local Receipts	1,000.00	0.00	1,000.00	100.00
01-1-02110-000-000	County Fines & License	0.00	0.00	0.00	0.00
01-1-02130-000-000	Other County Receipts	0.00	0.00	0.00	0.00
01-1-02210-000-000	ESU Receipts	1,000.00	564.14	435.86	43.58
01-1-03110-000-000	State Aid	0.00	5,009.00	-5,009.00	0.00
01-1-03120-000-000	Special Education Sch Age	180,000.00	47,357.00	132,643.00	73.69
01-1-03125-000-000	SPED Transportation Sch Age	0.00	0.00	0.00	0.00
01-1-03130-000-000	Homestead Exemption	10,000.00	0.00	10,000.00	100.00
01-1-03131-000-000	Property Tax Credit	180,000.00	0.00	180,000.00	100.00
01-1-03132-000-000	Personal Property Tax Credit	5,000.00	0.00	5,000.00	100.00
01-1-03180-000-000	Prorate Motor Vehicle	8,200.00	0.00	8,200.00	100.00
01-1-03400-000-000	State Apportionment	85,000.00	0.00	85,000.00	100.00
01-1-03512-000-000	Distance Ed Incentive Pymnt	0.00	0.00	0.00	0.00
01-1-03535-000-000	High Ability Learners	4,000.00	0.00	4,000.00	100.00
01-1-03800-000-000	NPPD In Lieu Taxes	578.00	0.00	578.00	100.00
01-1-03990-000-000	Other State Receipts	0.00	0.00	0.00	0.00
01-1-04105-000-000	E-Rate Rebates	0.00	0.00	0.00	0.00
01-1-04310-000-000	REAP	16,000.00	0.00	16,000.00	100.00
01-1-04505-000-000	Title I	38,000.00	0.00	38,000.00	100.00
01-1-04506-000-000	Title I Accountability	4,000.00	0.00	4,000.00	100.00
01-1-04509-000-000	Title IIA	0.00	0.00	0.00	0.00
01-1-04512-000-000	IDEA Base Allocation	35,886.00	0.00	35,886.00	100.00
01-1-04516-000-000	IDEA Preschool	4,369.00	0.00	4,369.00	100.00
01-1-04519-000-000	IDEA Enrollment/Poverty	50,661.00	0.00	50,661.00	100.00
01-1-04521-000-000	IDEA Nonpublic	0.00	0.00	0.00	0.00
01-1-04708-000-000	Medicaid Payments (MIPS)	50.00	0.00	50.00	100.00
01-1-04709-000-000	Medicaid Admin Activities (MAAPS)	500.00	0.00	500.00	100.00
01-1-05200-000-000	Other Fund Transfers In	275,100.00	0.00	275,100.00	100.00
01-1-05300-000-000	Sale Of Property	500.00	0.00	500.00	100.00
01-1-05301-000-000	Insurance Adjustment	0.00	0.00	0.00	0.00
01-1-05690-000-000	Other Non Revenue	0.00	164.92	-164.92	0.00
01-1-06300-000-000	Special Budget Items	1,760,571.71	0.00	1,760,571.71	100.00
01-8-01320-000-000	Transportation Regular	0.00	0.00	0.00	0.00

Revenue Budget Report

ALL Data

Date Range: YTD thru 10/31/2018

Arranged by:
Account Number

Account	Description	Budget	Receipts	Revenue Balance	Percent Remaining
01-8-04599-000-000	ARRA Stabilization Fund	0.00	0.00	0.00	0.00
01-8-04610-000-000	ARRA IDEA B	0.00	0.00	0.00	0.00
01-8-04630-000-000	IDEA Part B (Stim)	0.00	0.00	0.00	0.00
01-8-04810-000-000	Title I (Stimulus)	0.00	0.00	0.00	0.00
01-8-04985-000-000	Title II Pard D NCLB Technology	0.00	0.00	0.00	0.00
01-8-09400-000-000	Employee Benefit	0.00	0.00	0.00	0.00
01	FUND Totals:	8,335,665.71	843,959.64	7,491,706.07	89.87

Revenue Budget Report

ALL Data

Date Range: YTD thru 10/31/2018

Arranged by:
Account Number

Account	Description	Budget	Receipts	Revenue Balance	Percent Remaining
02	DEPRECIATION FUND				
02-1-01510-000-000	Interest	0.00	0.00	0.00	0.00
02-8-01110-000-000	Taxes	0.00	0.00	0.00	0.00
02-8-01410-000-000	Interest	0.00	0.00	0.00	0.00
02	FUND Totals:	0.00	0.00	0.00	0.00

ALL Data

Revenue Budget Report

Arranged by:
Account Number

Date Range: YTD thru 10/31/2018

Account	Description	Budget	Receipts	Revenue Balance	Percent Remaining
03	EMPLOYEE BENEFIT FUND				
03-8-08000-000-000	Revenue For Salaries	0.00	0.00	0.00	0.00
03	FUND Totals:	<u>0.00</u>	<u>0.00</u>	<u>0.00</u>	<u>0.00</u>

ALL Data

Revenue Budget Report

Arranged by:
Account Number

Date Range: YTD thru 10/31/2018

Account	Description	Budget	Receipts	Revenue Balance	Percent Remaining
06	CAFETERIA FUND				
06-1-01510-000-000	Interest	1,540.00	0.00	1,540.00	100.00
06-1-01611-000-000	Student Lunches	80,000.00	0.00	80,000.00	100.00
06-1-01612-000-000	Student Breakfasts	25,000.00	0.00	25,000.00	100.00
06-1-01613-000-000	Student Milks	12,000.00	0.00	12,000.00	100.00
06-1-01620-000-000	Non-Reimb Adult/Ex Lunch/Ala Carte	5,000.00	0.00	5,000.00	100.00
06-1-03150-000-000	State Reimbursement	87,930.00	0.00	87,930.00	100.00
06-1-04210-000-000	Federal Reimbursement	0.00	0.00	0.00	0.00
06-1-05200-000-000	Other Fund Transfers In	78,530.00	0.00	78,530.00	100.00
06-8-01721-000-000	Adult Lunches	0.00	0.00	0.00	0.00
06	FUND Totals:	290,000.00	0.00	290,000.00	100.00

Revenue Budget Report

ALL Data

Date Range: YTD thru 10/31/2018

Arranged by:
Account Number

Account	Description	Budget	Receipts	Revenue Balance	Percent Remaining
08	BUILDING FUND				
08-1-01100-000-000	Taxes	58,200.00	0.00	58,200.00	100.00
08-1-01115-000-000	Carline Taxes	45.00	0.00	45.00	100.00
08-1-01120-000-000	Public Power Dist Sales Tax	12,300.00	0.00	12,300.00	100.00
08-1-01510-000-000	Interest	560.00	0.00	560.00	100.00
08-1-01990-000-000	Other Local Receipts	180.00	0.00	180.00	100.00
08-1-02130-000-000	County Treasurer's Commission	-588.00	0.00	-588.00	100.00
08-1-03130-000-000	Homestead Exemption	3,500.00	0.00	3,500.00	100.00
08-1-03131-000-000	Property Tax Credit	133,503.00	0.00	133,503.00	100.00
08-1-03180-000-000	Prorate Motor Vehicle	2,100.00	0.00	2,100.00	100.00
08-1-05300-000-000	Sale Of Property	200.00	0.00	200.00	100.00
08-1-05400-000-000	Loan Proceeds	0.00	0.00	0.00	0.00
08	FUND Totals:	<u>210,000.00</u>	<u>0.00</u>	<u>210,000.00</u>	<u>100.00</u>
	Report Totals:	<u><u>8,835,665.71</u></u>	<u><u>843,959.64</u></u>	<u><u>7,991,706.07</u></u>	<u><u>90.44</u></u>

Revenue Journal (Preliminary)

Fiscal Year: 2019

Entry Line	Date Account	Received From	Receipt Description	Accrue	Description	Bank ID/Account Receivable	Received
---------------	-----------------	---------------	------------------------	--------	-------------	-------------------------------	----------

Journal: 10/11/2018

Entry	10/11/2018		September receipts	A	GENERAL	Sandhills State	
1	01-1-01100-000-000		Taxes		0.00	780,358.41	
2	01-1-01115-000-000		Carline Taxes		0.00	37.79	
3	01-1-01125-000-000		Motor Vehicle Taxes		0.00	18,855.60	
4	01-1-01190-000-000		County Treasurer's Commission		0.00	-11,124.79	
5	01-1-03110-000-000		State Aid		0.00	5,009.00	
6	01-1-01370-000-000		Preschool Tuition		0.00	2,050.00	
7	01-1-01925-000-000		Corporate/Other Private Grants		0.00	500.00	
8	01-1-05690-000-000		Other Non Revenue		0.00	164.92	
9	01-1-02210-000-000		ESU Receipts		0.00	564.14	
10	01-1-01510-000-000		Interest		0.00	187.57	
11	01-1-03120-000-000		Special Education Sch Age		0.00	47,357.00	
Totals for Entry 10434						0.00	843,959.64
Totals for Journal						0.00	843,959.64

Bank Account Totals			
A	GENERAL FUND	Sandhills State Bank	843,959.64

Fund Summary		Receivable	Received
01	GENERAL	0.00	843,959.64

October Transaction Cash

(September Transactions)

UNL	ServSafe Training	\$20.00	06-2-03100-890-001
PCS-Cash	Per Deim for ServSafe	\$8.00	06-2-03100-890-001
Harvest of Harmony	Marching Band Fee	\$125.00	01-2-01100-610-001
BC/BS	Watkins Additional Premium	\$1,199.98	01-2-01100-281-000
WageWorks	Additional Premium	\$30.00	01-2-01100-281-000

TOTAL \$ 1,382.98

2018-2019 Perkins County Schools Treasurer's Report - October 2018 - (For the month of September 2018)						
INTEREST RATES			0.15% Sandhills State	0.20% Pinnacle		
	GENERAL FUND	LUNCH FUND	SPECIAL BUILDING FUND	DEPRECIATION FUND	EMPLOYEE BENEFIT FUND	ACTIVITY FUND
Balance Forward	\$1,221,688.62	\$43,520.96	\$153,868.93	\$106,084.26	\$0.00	\$253,261.25
EXPENDITURES						
Payroll	\$215,794.36	\$0.00				
Bills	\$494,003.02	\$17,088.49	\$107,057.02			\$9,781.38
Total Bills	\$709,797.38	\$17,088.49	\$107,057.02	\$0.00	\$0.00	\$9,781.38
RECEIPTS						
LOCAL RECEIPTS	\$791,593.64	\$18,151.38	\$209,369.76	\$0.00		\$15,851.67
STATE RECEIPTS	\$52,366.00					
FEDERAL RECEIPTS						
Total	\$843,959.64	\$18,151.38	\$209,369.76	\$0.00	\$0.00	\$15,851.67
Void Checks						
Returned Checks		\$400.00				
Transfers						
CD Deposit into Checking						
Bank Charges		\$15.00				
Bank Error/Correction						
Lunch/Other Refunds						
Interest		\$20.84	\$32.16	\$16.28		\$108.70
Ending Balance	\$1,355,850.88	\$44,189.69	\$256,213.83	\$106,100.54	\$0.00	\$259,440.24
CD's/Investments	\$16.64			\$0.00	\$21,947.01	
TOTAL FUND BALANCE	\$1,355,867.52	\$44,189.69	\$256,213.83	\$106,100.54	\$21,947.01	\$259,440.24
EXPENDITURES TO-DATE	\$704,755.92	\$22,129.95	\$107,057.02	\$0.00	\$0.00	\$9,781.38
Budget Total	\$8,335,665.71	\$290,000.00	\$210,000.00	\$54,221.00	\$21,947.00	\$500,900.00
	The Expenditures To-date for the General Fund is \$5,041.46 less than indicated above for total bills and the Expenditures To-date for the Lunch Fund is \$5,041.46 more than indicated above for total bills due to the Direct Deposit for Lunch Fund employees. This will be corrected next month.					TOTAL CD's:
						\$21,963.65

Board of Education Report
 October 2018
 Dean Friedel, Principal PC Jr/Sr High

- Evaluations – These are moving right along. Should have the first round done by the end of semester 1.
- EDFI 10/2 – Mrs. Long, Dana Lee and I attended this in North Platte. The process still is under construction either at the Power School level or at the NDE level or at the SRS (special education) vendor level. Answers and fixes are minimal and slow in coming.
- Lions Club Screening 10/4 – The Lions stopped at the Jr/Sr and pulled our students who had not had a physical this year.
- New Teacher Workshop 10/3 – Topics covered: Classroom/Instructional Models, Parents as Partners PT Conf., Classroom MGT/Relationships, Instruction, Student Engagement, Professionalism/Governance.
- Staff Development 10/8 – Our faculty attended this ESU 16 sponsored even in North Platte. General consensus was that it was time well spent and beneficial.
- Parent Teacher Conferences 10/18 – 12:00-8:00 in the MPR
- Attendance – I have couple of students who have or nearly have exceeded the attendance for the semester. Contact has been made with student and parents.

Student Numbers

Grade Level	Total in Grade
7	24 12 / 12
8	21 12 / 9
9	34 14 / 20
10	25 14 / 11
11	28 23 / 5
12	22 14 / 8
Total	154 89 / 65

Board Report 10/15/18
Nicole Long
Elementary Building

1. The Lion's Club came to conduct the vision and hearing test with the preschool-6th grades on October 4, 2018.
2. The elementary will have a Veteran's day program on November 9th.
3. Data Rotations and goal setting. Alison Smith and Tyler Cronin from ESU 16 came on September 26th and October 1st. Teachers had a ½ day to look at data from our different assessments. Alison and Tyler led the teachers on how to develop individual student goals from this data. (I will provide a sample of the data sheet and a goal.)
4. I visited with the elementary staff about how they differentiate instruction in the classroom. So much of what I suspected and found is how differentiation is interwoven into daily instruction. Our teachers have the benefit of having relatively small classes. They know our kids very well. Even though our teachers know the kids that need added enrichment as well as those who need accommodations, there are practices the elementary follows to ensure we are meeting the needs of all of our students.

*K-6- small reading groups that utilize leveled readers according to students' reading levels.

*Mrs. Waitley challenges a couple math students will advanced skills with replacement worksheets.

*During reading centers, bags of books leveled by students' reading skills.

*Seesaw- is a digital portfolio where students are able to compile examples of their learning.

*Writing journals- in the Kindergarten and 1st grade, teachers are able to adjust writing expectations based upon the student's ability.

*Small groups for math- leveled by student needs (1st grade)

*Study Island- 3rd-6th grade uses MAPs data to set learning paths.

*Moby Max- 3rd-6th grade uses for math fluency

*Math ninja- 2nd grade uses for math fluency

5. Amanda Wood will present on differentiation.

MTSS	NWEA: Reading			NWEA: Language			Dibels			Grades		
	Test Duration	RIT Score	Percentile	Test Duration	RIT Score	Percentile	DORF	Accuracy	Retell	DAZE	Reading	Language
2	52	200	35	45	201	37	99	100	40	12	89	91
1	77	233	96	75	224	90	144	100	62	37	90	97
1	62	226	91	64	217	79	181	100	70	33	85	100
1	88	230	95	81	225	92	138	100	51	33	99	100
1	58	228	93	50	224	91	174	100	65	32	94	100
1	51	217	77	63	214	73	182	100	71	30	88	96
2	27	195	24	33	203	42	137	100	55	17	83	87
2	74	211	64	48	209	60	102	100	37	28	92	90
1	49	208	56	52	223	90	162	100	45	31	88	99
2	35	191	17	36	193	18	91	100	49	20	66	71
1	59	208	56	37	212	68	147	100	35		93	94
2	37	207	53	39	208	57	145	100	37		83	98
2	36	206	51				115	100	47	29	88	98
2	61	215	73	37	210	62	149	100	50	25	85	95
2	36	213	69	50	211	65	112	100	55	23	88	93
2	43	203	43	33	196	24	104	100	56	19	84	72
1	43	223	87	46	206	51	187	100	66	29	92	93
2	56	213	69	24	203	42	194	100	42	43	86	96
2	43	200	35	33	194	20	167	100	33	24	83	97
1	64	214	71	40	211	65	172	100	54	40	84	93
2	41	198	31	29	192	16	98	99	28	16	71	89
1	42	221	84	44	205	48	146	100	38	22	76	98
1	79	231	95	74	228	95	166	100	57	31	95	95
2	78	214	71	53	216	77	167	100	52	29	87	98
2	77	223	87	76	223	90	127	100	61	35	94	99
3	54	201	38	36	185	7	74	100	47	11	82	79
1	57	223	87	55	217	79	174	100	51	38	91	98
2	35	210	61	25	208	57	123	100	42		88	97
2	31	191	17	42	204	45	107	100	45	19	83	85

		Test Duration	Rit Score	Percentile	Easy CBM	Percentile	Risk	Grades
1		92	244	99				93
1		65	226	84				98
1		104	240	97				98
1		56	220	72	39	84	Low	96
1		42	217	65	34	60	Low	94
1		62	221	74	39	84	Low	97
1		86	221	74				97
1		40	217	65	36	70	Low	96
1		49	217	65				92
1		91	245	99				98
1		57	219	70				95
1		50	233	93	40	87	Low	97
1		39	217	65				99
1		43	208	41	39	84	Low	90
2		56	209	43	22	12	Some	91
2		41	210	46				92
2		49	213	54	34	60	Low	97
2		41	214	57				90
2		44	210	46	33	54	Low	94
2		39	214	57				92
2		59	205	33				93
2		54	209	43	32	50	Low	94
3		42	204	31	30	40	Low	86
3		40	197	16	24	17	Some	86
3		33	214	57				89
3		50	205	33	31	45	Low	83
3		63	216	62				86
3		50	200	22	28	31	Low	83
3		48	200	22	28	31	Low	79
MTSS		Test Duration	RIT	Percentile	Score	Percentile	Risk	%
			NWEA		Easy CBM			Grades

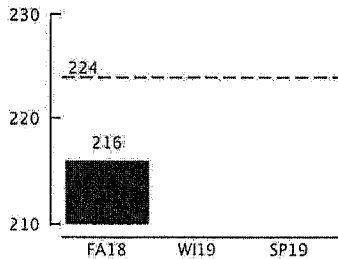


Student Goal Setting Worksheet

District: PERKINS COUNTY SCHOOLS
 School: PERKINS COUNTY ELEMENTARY SC.
 Term Rostered: Fall 2018-2019

Norms Reference Data: 2015
 Growth Comparison Period: Fall 2018 to Spring 2019
 Weeks of Instruction: Start - 4 (Fall 2018)
 End - 32 (Spring 2019)

Mathematics (Growth: Math 6+ NE 2015)



217.6 222.1 225.3
 FAT8 WI19 SP19

Overall RIT Score: 216

Goal Performance

Geometry	205-217
Data	217-229
Algebra	200-212
Number	217-229

Study Island
Ice Station - Polar Planes all
Study Island
Arctic Algebra

Student Action Plan: _____

Projected RIT: 224
 My Goal: _____
 RIT Growth: _____

1. 217.6
2. 222.1
3. 225.3

1. Work on Abby Max
2. Work on Think Personal
3. Correct all worksheets
4. Work with Mr. Hite on math
5. Come in for office visits

Student Signature: _____
 Parent Signature: _____

Instructor Signature: *[Signature]*
 Date: 9-24-18

Explanatory Notes

RIT ranges may indicate an **area of relative strength** or **area of possible concern** determined by comparing the student's Goal Performance score with the student's Overall RIT Score for the test event.
 * Projected RIT is only reported when there is growth norm data and a test event in the initial term. RIT Growth is only reported when there are test events in both the initial and final terms.

2017-2018 MAP Mathematics Goal

Goal: _____ will master her math facts 1-20. She will be introduced and be able to read different kinds of graphs. MAPS score will improve by 8-10 points.

NWEA MAP RIT Score Fall: 168 Winter: Goal: Spring:

Instructional Area Scores:

Number: 166 Algebra: 186 Geometry: 158 Data: 184

Action Steps (Choose 3 - 5 actions):

Moby Max
Practice at home with flashcards
Ask for help with words

Potential Challenges: What could make it difficult for me to accomplish my goal? What can I do to overcome the challenge?

Getting better at doing my questions. To understand them.

Monitor Progress: How will I know I'm making progress between assessments? How will I monitor my progress on my action steps?

Ninja Math- twice a week

Fall Progress Check: Which action steps are you doing regularly? What do I need to do more/less of? If you have not started some steps, what can you do to get started?

MAPS
Easy CBM's

Winter Reflection/ Revised Action Steps: How am I progressing toward my goal? What action steps are working or need revised?

Spring Progress Check: Which action steps are you doing regularly? What do I need to do more/less of? If you have not started some steps, what can you do to get started?

End of Year Reflection: How did your actions impact your goal? What challenges did you have? What successes did you have?

2017-2018 MAP Mathematics Goal

Goal: _____ will master her math facts 1-20. She will be introduced to higher whole numbers and fractions.
NWEA MAP RIT Score Fall: 183 Winter: Goal: Spring:
Instructional Area Scores: Number: 174 Algebra:179 Geometry: 194 Data:184
Action Steps (Choose 3 - 5 actions): Moby Max Practice at home-practice with ! Practice more addition and stuff with bigger numbers
Potential Challenges: What could make it difficult for me to accomplish my goal? What can I do to overcome the challenge? I might forget because I will get my chores done and watch tv.
Monitor Progress: How will I know I'm making progress between assessments? How will I monitor my progress on my action steps? Ninja Math- twice a week
Fall Progress Check: Which action steps are you doing regularly? What do I need to do more/less of? If you have not started some steps, what can you do to get started? MAPS Easy CBM's
Winter Reflection/ Revised Action Steps: How am I progressing toward my goal? What action steps are working or need revised?
Spring Progress Check: Which action steps are you doing regularly? What do I need to do more/less of? If you have not started some steps, what can you do to get started?
End of Year Reflection: How did your actions impact your goal? What challenges did you have? What successes did you have?

2017-2018 MAP Mathematics Goal

Goal: Master his math facts from 1-20. He will identify and describe 2 and 3 dimensional shapes.
NWEA MAP RIT Score Fall: 190 Winter: Goal: Spring:
Instructional Area Scores: Number: 191 Algebra: 198 Geometry: 182 Data:170
Action Steps (Choose 3 - 5 actions): Moby Max at home Test more Download an educational game that will help me practice
Potential Challenges: What could make it difficult for me to accomplish my goal? What can I do to overcome the challenge? I only get to play for an hour. I can do half and half
Monitor Progress: How will I know I'm making progress between assessments? How will I monitor my progress on my action steps? Ninja Math- twice a week
Fall Progress Check: Which action steps are you doing regularly? What do I need to do more/less of? If you have not started some steps, what can you do to get started? MAPS Easy CBM's
Winter Reflection/ Revised Action Steps: How am I progressing toward my goal? What action steps are working or need revised?
Spring Progress Check: Which action steps are you doing regularly? What do I need to do more/less of? If you have not started some steps, what can you do to get started?
End of Year Reflection: How did your actions impact your goal? What challenges did you have? What successes did you have?

Curriculum Report

School Board Meeting – Oct. 15, 2018

Submitted By: Deanne Bishop – Curriculum Coordinator

OUTLINE

- 1. Elementary HAL Field Trip**
- 2. Annual Report**

1. Elementary HAL Field Trip

Fifth and sixth grade HAL students had the opportunity to attend an “Endangered Species” themed HAL event on Wednesday, Oct. 10th. This event was held at and hosted by ESU 16 in North Platte. Mrs. Lehl, PC HAL Coordinator, took six students on this trip.

2. Annual Report

I have been compiling information to use in our Annual Report. Most of the report is already completed. At this point, we are waiting for the Nebraska Department of Education to release the 2017-18 NSCAS assessment results, to be included in the report. This report will be posted on the school website.

October 15th, 2018 AD Report

- Football team plays Hemingford this Friday.
- Congratulations to the Cross Country team. They won districts and qualified as a team for the state meet this Friday in Kearney.
- SPVA VB was played at Perkins this past Saturday. St. Pat's was the champion.

Respectfully,

Jeremy Struckman



Kansas City Audio-Visual, Inc.

KANSAS CITY AUDIO-VISUAL, INC
P.O. Box 24570
Kansas City, MO 64131-0570

Phone 816.333.5300
Fax 816.333.2152
E-Mail orders@kcav.com

Order 0020314



Ordered 10/10/2018

Bill To

PERKINS COUNTY SCHOOLS
740 SHERMAN AVE
PO BOX 829
GRANT, NE 69140

Ship To

PERKINS COUNTY SCHOOLS
740 SHERMAN AVE
GRANT, NE 69140

Renee Seiler 308-352-4735

Purchase Order	Ship Via	FOB	Reference	Entered By	Sales rep	Terms
Signed ET 6446	UPS Ground	PREPAY & ADD	Epson Install	HJ	10/10/2018 DF	Net 30

Product	Description	Ordered	Price	Disc%	Amount	Tax
V11H901020	EPSON PowerLite L610U Standard Laser Projector, WUXGA, 6,000 Lumens Brighter Futures	1.00 EA	2,999.00	2.00	2,939.02	Tax
E8-ELECT150H	ELITE SCREEN W/CEILING MOUNT 150" 16:9 1.1	1.00 EA	484.45	0.00	484.45	Tax
PG-1A	CHIEF PROJECTOR GUARD	1.00 EA	341.60	2.00	334.77	Tax
CMA-360	CHIEF STRUCTURAL ADAPTER	1.00 EA	216.00	10.00	194.40	Tax
RPAU	Chief universal fixed projector mount - black-50 lbs	1.00 EA	189.00	2.00	185.22	Tax
CMS012018	CHIEF 12-18' EXTENSION COLUMN	1.00 EA	123.00	10.00	110.70	Tax
AC-EX100-UHD-KIT-P	AV Pro 100 Meter HDMI Extender via HDBaseT; Included is Bi-Directional Transmitter and Reciever	1.00 EA	899.00	40.00	539.40	Tax
PXE-DCMPLUS	SP CONTROLS PIXIE PLUS	1.00 EA	270.00	4.00	259.20	Tax
Shipping	Shipping Charges	1.00 EA	127.00	0.00	127.00	Non

Thank you for your order! We look forward to doing business with you.
Please review this order, and contact our office (816-333-5300) with any questions.

Sub-Total **\$5,174.16**

Please refer to KCAV Terms and Conditions of Sale on last page of this order,
or at www.kcav.com/termsandconditions. All orders are subject to KCAV Terms and Conditions.
No terms stated by Buyer in its purchase order or other documents shall be binding on KCAV.

Tax **0.00**

Total **\$5,174.16**

KANSAS CITY AUDIO-VISUAL ("Seller") TERMS AND CONDITIONS OF SALE

- 1. OFFER & ACCEPTANCE.** No terms stated by Buyer in its purchase order, acknowledgment, or other form, document or communication shall be binding upon the Seller except as expressly agreed in writing by the Seller. Buyer is hereby notified of the Seller's rejection of any additional or different terms in Buyer's documents or communications. THE SELLER'S PROPOSAL/QUOTATION IS EXPRESSLY LIMITED TO ACCEPTANCE UPON THE TERMS AND CONDITIONS CONTAINED IN THESE TERMS AND CONDITIONS OF SALE (this "Agreement"). Buyer's assent to these terms and conditions shall be conclusively presumed from Buyer's acceptance of all or any part of the goods or services supplied under this invoice ("Goods" or "Services") or from payment by Buyer for all or any part of the Goods or Services.
- 2. PAYMENT & PAST DUE ACCOUNTS.** All payments are due within thirty (30) days of the invoice date unless an advance deposit is required on Seller's quote. A finance charge of the lesser of 1.5% per month (18% - APR) or the highest rate permitted by law will be assessed on all past due accounts. Interest charged on a past due invoice will be assessed from the date of the invoice. Buyer agrees to reimburse Seller for all attorney fees and court costs in connection with default of these payment terms by Buyer.
- 3. PRICING.** Except as otherwise specified on the invoice or on Seller's quote, prices are subject to change without notice. Orders will be invoiced at the Seller's price in effect on the scheduled date of delivery or date services are provided.
- 4. CANCELLATION.** Orders accepted by Seller are subject to cancellation by Buyer only upon the express written consent of Seller and may be subject to re-stocking fees or other handling fees as required by Seller or the manufacturer.
- 5. CREDIT & CREDIT CARD PURCHASES.** Credit payment terms must have the prior approval of Seller. If at any time, Buyer's financial responsibility becomes impaired or unsatisfactory to the Seller, Seller reserves the right to stop delivery of Goods or provision of Services, on notification to Buyer, and to demand payment in advance or to require other security, and in the absence thereof, to cancel, without liability, the unfilled portion of an order. Credit card purchases shall be subject to a four percent (4%) surcharge.
- 6. DELAYS.** All orders are subject to the Seller's ability to make delivery at the time specified, and the Seller shall not be liable for damages for failure to make partial or complete delivery. The Seller shall not be liable for delays in delivery caused by forces not reasonably within Seller's control (including but not limited to delays or defaults by carriers, extreme cold weather, floods, fires, storms, or other acts of God, war or act of public enemy (or civil disturbance), strikes, lock-outs, shortages of labor or raw materials and supplies, action of any governmental authority, or any other force majeure event). The Buyer shall be liable for any added expenses incurred by the Seller because of Buyer's delay in furnishing requested information to the Seller, delays resulting from order changes by the Buyer, or delays related to Buyer's network configuration or other systems issues or conditions affecting installation.
- 7. DELIVERY COSTS & CLAIMS.** Buyer agrees to pay for all shipping or transportation costs of the Goods as and if stated on Seller's proposal and/or the invoice. Seller shall not be liable to Buyer for any damage to or loss of Goods in transit. Seller's only recourse as to such damage or loss shall be with or against carrier, and all claims must be filed with the carrier. Upon delivery, Buyer must inspect and verify that contents match packing list and are without damage. If there are any discrepancies or damages, Buyer must notify Seller in writing within three (3) business days, or such claims shall be waived.
- 8. WARRANTY/TIME FOR MAKING CLAIMS.** The Seller warrants that the Goods and Services supplied under the invoice shall conform to the description stated on the invoice. NO OTHER WARRANTY OF ANY KIND, EXPRESSED OR IMPLIED, IS MADE BY SELLER, INCLUDING ANY IMPLIED WARRANTIES OF MERCHANTABILITY, FITNESS FOR A PARTICULAR PURPOSE, OR NONINFRINGEMENT. Buyer must notify Seller of any claim with respect to Goods sold, warranty, or any other claim under this Agreement within ten (10) days of Seller's delivery of Goods or such claim is waived, and subject to this requirement, no action for breach of the contract for sale or otherwise with respect to the Goods will be commenced more than one (1) year after the accrual of the cause of action thereto. To the extent the Goods are subject to a manufacturer's warranty, the express terms and conditions of such warranty will control as between Buyer and manufacturer, and Seller shall have no responsibility or liability in relation thereto.
- 9. LIMITATION OF LIABILITY.** SELLER'S LIABILITY FOR ANY CLAIM ARISING UNDER THIS AGREEMENT WILL BE LIMITED TO THE AMOUNT OF THE NET PURCHASE PRICE OF THE GOODS SOLD OR THE SERVICES PROVIDED TO BUYER BY SELLER PURSUANT TO THIS INVOICE. SELLER SHALL IN NO EVENT BE LIABLE TO BUYER OR ANY THIRD PARTY FOR ANY INDIRECT, INCIDENTAL, CONSEQUENTIAL, EXEMPLARY OR PUNITIVE DAMAGES FOR ANY CLAIM, WHETHER BASED ON WARRANTY, CONTRACT, TORT (INCLUDING NEGLIGENCE) OR OTHERWISE. The Buyer assumes all risks and liability for any damage to persons or property resulting from the use of the Goods or Services delivered or provided hereunder. Seller is not liable, in any amount whatsoever, for any damages to Buyer's computers, networks or systems as a result of installation of the Goods or any configuration changes.
- 10. INDEMNIFICATION.** BUYER SHALL INDEMNIFY, HOLD HARMLESS AND DEFEND SELLER AND ITS AFFILIATES AND THEIR RESPECTIVE EMPLOYEES, OFFICERS, DIRECTORS, SHAREHOLDERS, CONTRACTORS, INSURERS, AGENTS AND REPRESENTATIVES (COLLECTIVELY, THE "INDEMNIFIED PARTIES"), FROM ALL CLAIMS, LIABILITIES, DAMAGES, SUITS, PROCEEDINGS, COSTS AND EXPENSES (INCLUDING REASONABLE ATTORNEYS' FEES) (COLLECTIVELY, THE "LOSSES"), FOR ANY DAMAGE, INJURY, DEATH, LOSS OR DESTRUCTION OF ANY KIND RELATING TO OR ARISING OUT OF THE PERFORMANCE OF THIS AGREEMENT, INCLUDING WITHOUT LIMITATION, LOSS OR DAMAGE TO ANY PROPERTY OR INJURY TO OR DEATH OF ANY PERSON (INCLUDING, WITHOUT LIMITATION, BUYER OR ITS EMPLOYEES), WHETHER ARISING AS A WORKERS' COMPENSATION CLAIM OR UNDER THEORIES OF NEGLIGENCE, TORT, STRICT LIABILITY, INTENTIONAL MISCONDUCT, OR FAULT OF ANY KIND. THIS PROVISION SHALL SURVIVE EXPIRATION OR TERMINATION OF THIS AGREEMENT.
- 11. SECURITY INTEREST.** The Buyer hereby grants to the Seller and the Seller hereby retains a security interest in all Goods furnished by the Seller and the proceeds thereof, until the purchase price therefore is fully paid. Buyer agrees to execute such financing statements and other documents as Seller may determine to be necessary to perfect such security interest.
- 12. GOVERNING LAW/JURISDICTION.** This Agreement and any sales hereunder will be governed by the laws of the state of Missouri without regard to conflicts of law rules. Both parties consent to the jurisdiction of Jackson County, Missouri courts over any sales by Seller to Buyer.
- 13. ENTIRE AGREEMENT.** Seller's invoice and these Terms and Conditions of Sale constitute the entire agreement of sale and purchase of the Goods and Services. No modification of this Agreement shall be of any force or effect unless in writing and signed by the parties sought to be bound thereby, and no modification shall be effected by the acknowledgment or acceptance of purchase order forms containing different terms or conditions.

Technology Report

October 2018

Submitted by Renee Seiler

Laptop Cart C

- Preparing a 3rd cart "C" for the elementary with the older silver MacBook Pros
- Current Elementary Breakdown
 - 6th Grade – Assigned Laptops
 - 5th Grade – Cart A (20)
 - 3rd/4th Grade – Share Cart B (20)
 - Cart C would allow 3rd Grade to have their own cart
 - All carts are used for testing

New Gym Projection

- Projector and screen are ordered and scheduled for delivery on October 15th (invoice attached)
- An additional \$400-500 will be required for the labor to install plus running power to the projector
- Dustin Frank from Imperial will be doing the install
- Should start wiring and installing next week
- New TV's will be installed in the Commons as well

PA System in EL Office

- PA amp and speakers are in
- Keenan from Five Star Audio will be setting up a time next week to come install

Phones

- Current system works sporadically; difficulty hearing, making/receiving calls
- Working with Kevin Poppe @ Great Plains on a system that will have its own network which frees up our internet
- May be able to keep current phones in classrooms
- Will need to replace phone consoles in admin offices and tech room.
- Benefit will be phones will still be operable without internet
- Anticipate quote in a couple of weeks

October 15, 2018 Board Report

Mr. Phillip Picquet

Board Report

Superintendent Report

- A. We had a leak in one of the roof top units on the new gym. Ryan has contacted Reese Mechanical to repair the issue. The majority of the water gathered in the wrestling room and leaked down into the girls' locker room.
- B. Western Nebraska Bank has issued six PC cards. They will issue a check at the end of the year. PCS earns \$2.00 for each card.
- C. The total cost to provide Spanish instruction for the 2018-2019 school year is \$1,002.00 per student (2017-2018 cost per student was \$887.00; the 2016-17 cost per student was \$1090.00). Bills have been sent out. Schools participating are: Elwood; Leyton; McPherson County; Medicine Valley; Stapleton; Thedford.
- D. The weight room may have to be reconfigured if the anticipated participation numbers for wrestling hold true. We have mats to pad the walls and for wrestling. We should have the necessary lumber to build a temporary wall. There should be little to no extra cost, other than time, if we need to move the HS program to the weight room. There is enough room in the current weight room for the anticipated jr. high numbers.
- E. Principals will report on professional development day and upcoming parent-teacher conferences.
- F. I have asked Great Plains Communications to review our phone system and place a bid on switching to their services. I have asked them to try and keep all the current hardware we have in place. I should have a bid by our next meeting in November. The phones have continually been an issue and I think it is time to look at other options.
- G. We had our first Safety and Security meeting Oct. 3rd. The meeting was well attended. Mrs. Minster and myself have been working on updating our AEDs and first aid/trauma kits. The guidance counselor, Mrs. Long, and myself plan to attend a Standard Response Protocol training in North Platte at the end of the November. This training was a recommendation from our safety audit last year.

Discussion/Action Items

- A. I have updated our facilities and planning spreadsheet. These are items we have discussed and added to our 5-10 year plans.
- B. The building principals will have updated where they are on regarding information sought from our strategic planning sessions. This will be an opportunity to further discuss and move forward.
- C. I will have a preliminary report on fundraising activities. I have also included our current board policy.
- D. I am asking the board to declare our two late model Astro Vans as surplus. I will trade one or both of them in as to offset some of the cost for a new vehicle.
- E. It is time to purchase a new minivan or SUV as our current minivan has over 140K miles and the Impala is at 140K. Both vehicles are operating well, but it is time to get back on a schedule of updating our fleet before we get too far behind.
- F. Authorize the superintendent to purchase a new vehicle.

Perkins County Schools	Item	Priority	Account
	Curriculum Alignment	1	
	Data	1	
	Prof. Development Training - APL; Workshops		
Academic/Instruction	Textbooks or Software		

Est. Cost

Year To Complete

Comments/Questions

Perkins County :

Item

Priority

Account

Est. Cost

Technology

Screen

GF
GF
GF

Year To Complete

Comments/Questions

Perkins County Schools	Item	Priority	Account
	Elem. Playground Grading	1	SF or Depreciation
Buildings & Grounds	Elem. Playground Rubber Mulch	1	SF or Depreciation
	Elem. Bathrooms - 4		SF or Depreciation
	Cabinets, Paint, Remove old radiators; Carpet		GF, SF or Dep
	Elem. Trees removed shelter belt		GF, SF or Dep
	Elem. Carpet - Replace as necessary	1	GF, SF or Dep
	Elem. install one garage door opener		SF or Depreciation
Buildings & Grounds	Elem. install additional camera		GF, SF, or Dep
	Elem. Intercom System Gym & Outside	1	GF
	Elem. Water Fountain for water bottles		GF
	extend floor		SF or Depreciation
Buildings & Grounds	Jr/Snr HS Sidewalk behind new gym		SF or Depreciation
	Jr/Snr HS South Parking Lot		SF or Depreciation
	Jr/Snr HS Fix Curbs	1	SF or Depreciation
	Jr/Snr HS add cameras- 1 Outside; 1 Inside	1	SF or Depreciation
Buildings & Grounds	Jr/Snr HS bus barn roof		SF or Depreciation
	Jr/Snr HS replace van garage roof	1	SF or Depreciation
	Jr/Snr HS New FB/Activity Field Lights		SF or Depreciation
	Jr/Snr HS FB/Activity Field Work		SF or Depreciation
	Jr/Snr HS Additional Trophy Case		SF or Depreciation
Buildings & Grounds	Jr/Snr HS Remote Sound System new gym		SF or Depreciation
	Jr/Snr HS Pritchett Gym Bleacher Replaced		SF or Depreciation
	Jr/Snr HS New Stage Curtains		SF or Depreciation
	Jr/Snr HS Multi-Purpose Room New Production		
	Lights and Sound System		SF or Depreciation
	Elem & Jr Snr - Blinds for Classrooms		GF, SF or Depreciat
Buildings & Grounds			

Est. Cost	Year To Complete	Comments/Questions
\$45,000	2018	
\$25,000	2018- Spring 2019	
\$48,000	Summer 2019	
\$24,000		
\$6,000	Summer 2019	
\$350		
	2018	
	2018-2019	
\$3,000	2018	
\$7,000		

ion

Perkins County Sc	Item	Priority	Account	Est. Cost
	New Minivan or SUV		Depreciation or GF	\$25,000
	Second New Minivan or SUV		Depreciation or GF	\$25,000
Transportation	New Route Bus		Depreciation or GF	\$55,000
	New Transportation Van		Depreciation or GF	\$35,000
	New Maintance Pickup		Depreciation or GF	\$25,000
	New Activity Bus		Depreciation or GF	\$325,000
	Check Bus Rados		Depreciation or GF	
	Ramps to trailer for Gator		GF	

Year To Complete

2018

2019

2019 or 2020

2019

2020

2022-2023

Comments/Questions

Item	Completion Date	Cost
Staff Laptops		
Elem Valve Sprinkler system replace	Fall 2018	
Elem. Key Card Access	Fall 2018	
Elem. Windows - Art; Kitchen; Preschool	Fall 2017	
Richmond	Summer 2018	
Elem. & HS Security Cameras	2016 & 2017	
Elem gym roof repair	Spring 2018	
Jr/Sr HS & Elem. Laptops	2017 & 2018	
Gym; Ind. Tech; Locker Rooms	2016	
Jr/Sr HS. Bleacher Replacements	2016 & 2017	
Jr/Sr Roof repair	Winter 2018	
Jr/Sr Roof replacement	Summer 2018	
Jr/Sr HS east parking lots	2015 & 2017	
Jr/Sr HS BD repair locker room	Fall 2018	
Jr/Sr HS Counter Top Crows Nest	Fall 2018	
Jr/Sr HS Water Fountains	Fall 2018	

Perkins County Schools	Item	Priority	Account
	Curriculum Alignment	1	
Academic/Instruction	Instruction; Data	1	
	Prof. Development Training - APL; Workshops		
Technology			
	Jr/Snr HS Alumni/Activity Touch Screen		
	Elem. Playground Grading		
Buildings & Grounds	Elem. Playground Rubber Mulch		
	Elem. Bathrooms - 4		
	Cabinets, Paint, Remove old radiators;		
	Elem. Carpet - Replace as necessary		
	Elem. install one garage door opener		
Buildings & Grounds	Elem. install additional camera		
	Elem. Intercome System Gym & Outside		
	Elem. Water Fountain for water bottles		
	extend floor		
Buildings & Grounds	Jr/Snr HS Sidewalk behind new gym		
	Jr/Snr HS South Parking Lot		
	Jr/Snr HS Fix Curbs		
	Jr/Snr HS add cameras- 1 Outside; 1 Inside		
Buildings & Grounds	Jr/Snr HS bus barn roof		
	Jr/Snr HS replace van garage roof		
	Jr/Snr HS New FB/Activity Field Lights		
	Jr/Snr HS FB/Activity Field Work		
	Jr/Snr HS Additional Trophy Case		
Buildings & Grounds	Jr/Snr HS Remote Sound System new gym		
	Jr/Snr HS Pritchett Gym Bleacher Replaced		
	Jr/Snr HS New Stage Curtains		
	Jr/Snr HS Play New Production Lights and		
	Sound System		
	Elem & Jr Snr - Blinds for Classrooms		
Buildings & Grounds	MPR Paint Ceiling		
Transportation	New Minivan or SUV		
	Second New Minivan or SUV		
	New Route Bus		
	New 10 Passenger Van		
	New Activity Bus		
	New Maintenance Pickup		

Est. Cost

Year To Complete

Comments/Questions

Approved by the Administration

[Redacted]

[Redacted]

[Redacted]

[Redacted]

[Redacted]

[Redacted]

[Redacted]

[Redacted]

[Redacted]

[Redacted]

[Redacted]

[Redacted]

MIDWAY CHRYSLER DODGE JEEP, INC.
 219 2ND AVE E
 KEARNEY, NE 688477858

Priced Order Confirmation (POC)

Date Printed: 2018-09-27 6:12 PM VIN: 2C4RDGBGXKR501856 Quantity: 01
 Estimated Ship Date: 2018-08-01 1:00 AM VON: 41934764 Status: KZ - Released by plant and invoiced
 Date Ordered: 2018-06-07 2:48 PM Ordered By: S460140


Sold to: MIDWAY CHRYSLER DODGE JEEP, INC. (45146)
 219 2ND AVE E
 KEARNEY, NE 688477858
 Ship to: MIDWAY CHRYSLER DODGE JEEP, INC. (45146)
 219 2ND AVE E
 KEARNEY, NE 688477858

Vehicle: 2019 GRAND CARAVAN SE (RTKH53)

	Sales Code	Description	MSRP(USD)
Model:	RTKH53	GRAND CARAVAN SE	26,250
Package:	29S	Customer Preferred Package 29S	0
	ERB	3.6L V6 24V VVT Engine	0
	DG2	6-Speed Automatic 62TE Transmission	0
Paint/Seat/Trim:	PW7	White Knuckle Clear Coat	0
	APA	Monotone Paint	0
	*H7	Cloth Low-Back Bucket Seats	0
	-X1	Black/Lt Graystone	0
Options:	TRZ	P225/65R17 BSW All Season Tires	0
	NAS	50 State Emissions	0
	CYC	2nd Row STOW 'N GO Bucket Seats	1,395
	YGE	5 Additional Gallons of Gas	0
	XKN	Flex Fuel Vehicle	0
	5N6	Easy Order	0
	4EX	Sales Tracking	0
Destination Fees:			1,395
Total Price:			<u>29,040</u>

Order Type: Retail PSP Month/Week:
 Scheduling Priority: 4-Dealer Order Build Priority: 99
 Customer Name:
 Customer Address:

Instructions:



 25,000
 - 1,400 trade

 \$23,600

Note: This is not an invoice. The prices and equipment shown on this priced order confirmation are tentative and subject to change or correction without prior notice. No claims against the content listed or prices quoted will be accepted. Refer to the vehicle invoice for final vehicle content and pricing. Orders are accepted only when the vehicle is shipped by the factory.

JANSSEN CHRYSLER JEEP DODGE
3101 S JEFFERS ST
NORTH PLATTE, NE 691016983

Priced Order Confirmation (POC)

Date Printed: 2018-09-28 1:05 PM VIN: 2C4RDGBG1KR502331 Quantity: 01
Estimated Ship Date: 2018-08-01 1:00 AM VON: 41961481 Status: KZ - Released by plant and invoiced
Date Ordered: 2018-06-08 11:13 AM Ordered By: S47954C

Sold to: JANSSEN CHRYSLER JEEP DODGE (26801)
3101 S JEFFERS ST
NORTH PLATTE, NE 691016983
Ship to: JANSSEN CHRYSLER JEEP DODGE (26801)
3101 S JEFFERS ST
NORTH PLATTE, NE 691016983

Vehicle: 2019 GRAND CARAVAN SE (RTKH53)

	Sales Code	Description	MSRP(USD)
Model:	RTKH53	GRAND CARAVAN SE	26,250
Package:	29S	Customer Preferred Package 29S	0
	ERB	3.6L V6 24V VVT Engine	0
	DG2	6-Speed Automatic 62TE Transmission	0
Paint/Seat/Trim:	PW7	White Knuckle Clear Coat	0
	APA	Monotone Paint	0
	*H7	Cloth Low-Back Bucket Seats	0
	-X1	Black/Lt Graystone	0
Options:	YEP	Manuf Statement of Origin	0
	TU3	225/65R17 BSW Touring Tires	0
	NAS	50 State Emissions	0
	CEP	Light Graystone Seats	0
	AAJ	Uconnect Hands-Free Group	795
	YGE	5 Additional Gallons of Gas	0
	XKN	Flex Fuel Vehicle	0
	5N6	Easy Order	0
	4EX	Sales Tracking	0
Destination Fees:			1,395
		Total Price:	<u>28,440.</u>

Order Type: Retail PSP Month/Week:
Scheduling Priority: 4-Dealer Order Build Priority: 99
Customer Name:
Customer Address:

Instructions:

23,999

Note: This is not an invoice. The prices and equipment shown on this priced order confirmation are tentative and subject to change or correction without prior notice. No claims against the content listed or prices quoted will be accepted. Refer to the vehicle invoice for final vehicle content and pricing. Orders are accepted only when the vehicle is shipped by the factory.



Premier Toyota

2600 S Willow & I-80,
North Platte, NE 69103
(308) 532-8400

2018 SIENNA LE 3.5L FWD 8 PSGR

Model: 5338C
 Year: 2018
 Interior Color: ASH
 Exterior Color: SUPER WHITE
 Number of Cylinders: 6
 VIN: 5TDKZ3DC4JS953166
 Stock No.:

Total MSRP*:

\$35,280.00

19	CITY MPG	27	HWY MPG
----	-------------	----	------------

Standard Equipment

MECHANICAL & PERFORMANCE

3.5L V6 DOHC 24-valve D-4S Injection
 with Dual VVT-i
 Direct Shift 8-Speed Automatic
 Transmission with Intelligence (ECT-i)
 17" Alloy Wheels with P235/60R17 Tires

SAFETY & CONVENIENCE

Toyota Safety Sense (TM) P (TSS-P):
 Pre-Collision System w/Pedestrian
 Detection (PCS w/PD), Lane Departure
 Alert (LDA), w/Steering Assist (SA),
 Auto High Beams (AHB), and Dynamic Radar
 Cruise Control (DRCC)
 Star Safety System: Enhanced Vehicle
 Stability Control, Traction Control,
 Anti-Lock Brake System, Electronic
 Brake-Force Distribution, Brake Assist
 & Smart Stop Technology
 4 LATCH locations: 2 in 2nd row and
 2 in 3rd row

EXTERIOR


Projector-Beam Headlights w/Auto On/Off
 Dual Power Sliding Side Doors
 Daytime Running Lights
 Color-Keyed Power Outside Mirrors
 with Integrated Blind Spot Mirrors

INTERIOR

Easy Clean Fabric 8-Way Power Driver's
 Seat with Power Lumbar, 4-Way Front
 Passenger Seat
 Removable Easy Clean 2nd Row Captain's
 Chairs with Stowable Center Seat with
 Tip Up and Long Slide
 60/40 Split and Stow 3rd Row Seat
 with One-Motion Stow
 3-Zone Automatic Climate Control:
 Driver, Passenger and Rear zones
 Entune 3.0 Audio Plus w/Connected
 Navigation Scout® GPS Link App, 7"
 Hi-Res Touch-Screen, AM/FM/CD/USB/AUX,
 Bluetooth, Sirius XM 3 Month Trial, HD

* 2018 Manufacturer's Suggested Retail Price, excludes the Delivery, Processing and Handling Fee, taxes, license, title and available or regionally required equipment. Actual Dealer price may vary. Pricing, specifications, standard features and available equipment are based on information available when this page was produced and subject to change without notice.

Disclaimer: This document is only representative of some of the information contained on an actual window sticker, and is not meant to replace or substitute for the actual window sticker on the vehicle. Please see your retailer for further information.



TOYOTA

Premier Toyota

2600 S Willow & I-80,
North Platte, NE 69103
(308) 532-8400

2018 SIENNA LE 3.5L FWD 8 PSGR

Radio & Integrated Backup Camera Display

Optional Equipment

50 State Emissions	\$0.00
Carpet Floor Mats	\$290.00
Preferred Owner's Portfolio	\$0.00
Roof Rack Cross Bars	\$185.00
Total Optional Equipment	\$475.00
Vehicle Base Model	\$33,760.00
Delivery Processing and Handling	\$1,045.00
Total MSRP*	\$35,280.00

Premier Toyota

Customer Acknowledgement of Basic Terms of Agreement

Customer Name Perkins County Schools Salesperson David Lawrence
Address: _____ Phone #: _____
Year: 2018 Make: Toyota Model: Sienna Stock #: Locate

Resulting in the following terms:

MSRP: \$ 35,280.00

Explanation of Fees:

Sale Price: \$ 33,252.00

Balance: \$ 29,752.00

Down Payment: _____

DOC Fee: \$ 154.00

Registration Fee: _____

Rebate: \$ 3,500.00

Total Balance: \$ 29,906.00

Balance: \$ 29,752.00

Financing Repayment:

Term: 60 months _____

72 months _____

Leasing Repayment:

Term: 36 months _____ With Tax

Miles: 36,000 _____ Market Protection

Customer Signature

Payment terms are based on standard rate & are subject to the dealership's ability to obtain approval of the lending institution for those terms & payment may be higher or lower based on my credit scores & other factors lenders use in approving financing.

PURCHASE OFFER

Buyer: PHILIP PICQUET		Co-Buyer: 0		Date 43349	
Address 0		City: 0		State 0	
E-Mail 0		Cell # 0		Home # 0	
Purchase Year	2018	Model	SIENNA	Stk #	J53075
Trade Year	2006	Model	EXPRESS	Miles	92,740
				Retail	\$35,374
				Payoff	\$0

TAKE ADVANTAGE OF ALL DISCOUNTS		
Suggested Retail		\$35,374
As Advertised*		-\$1,541
Loyalty Bonus*		\$0
Dealer Finance Incentive*		-\$500
Factory Rebate*		-\$3,500
Military/College/Uber/Lease*		\$0
Trade Value*		-\$4,750
*Total Discounts / Allowance		-\$10,291
Sale Price/Trade Difference		\$25,083
Accessories		\$0
Handling & Document Fees		\$299
Title & Lien Fees		\$17
Estimated Trade Payoff		\$0
Total Balance		\$25,399
CONVENTIONAL FINANCE		
Customer Cash Down		\$0
Toyota Finance Cash		N/A
24 month finance		
36 month finance		
48 month finance		
60 month finance	6.99%	\$502.81
72 month finance	7.99%	\$445.20
84 month finance		
CONVENTIONAL LEASE		
Customer Cash Down		\$0
Toyota Lease Cash		N/A
24 month lease	5.76%	\$362.90
36 month lease	5.76%	\$343.17
48 month lease		
60 month lease		

TAKE AVANTAGE OF SPECIAL RATES		
Suggested Retail		\$35,374
As Advertised*		-\$1,541
Loyalty Bonus*		\$0
Dealer Finance Incentive*		N/A
Factory Rebate*		N/A
Military/College/Uber/Lease*		\$0
Trade Value*		-\$4,750
*Total Discounts / Allowance		-\$6,291
Sale Price/Trade Difference		\$29,083
Accessories		\$0
Handling & Document Fees		\$299
Title & Lien Fees		\$17
Estimated Trade Payoff		\$0
Total Balance		\$29,399
SPECIAL RATE FINANCE		
Customer Cash Down		\$0
Toyota Finance Cash		\$0
24 month finance	0.90%	1236.48
36 month finance	0.90%	828.02
48 month finance	0.90%	623.80
60 month finance	0.90%	501.27
72 month finance	0.90%	419.60
84 month finance		
SPECIAL RATE LEASE		
Customer Cash Down		\$0
Toyota Lease Cash		\$0
24 month lease	0.48%	\$422.39
36 month lease	0.48%	\$353.22
48 month lease		
60 month lease		

CUSTOMER CASH/ARRANGED FINANCE		
Suggested Retail		\$35,374
As Advertised*		-\$1,541
Loyalty Bonus*		\$0
Dealer Finance Incentive*		N/A
Factory Rebate*		-\$3,500
Military/College/Uber/Lease*		N/A
Trade Value*		-\$4,750
*Total Discounts / Allowance		-\$9,791
Sale Price/Trade Difference		\$25,583
Accessories		\$0
Handling & Document Fees		\$299
Title & Lien Fees		N/A
Estimated Trade Payoff		\$0
Total Balance		\$25,882

TOYOTA ONE PAY LEASE		
Customer Cash Down		N/A
Toyota Lease Cash		\$0
24 month lease		
36 month lease		
48 month lease		
60 month lease		

Payment <u>ESTIMATES</u> are based on rate averages established over the last 30 days and do <u>NOT</u> include tax. Exact payment will be based on your credit score, days to first payment, term of loan, vehicle year and verified trade payoff. If you would like us to calculate a payment based on a known rate, please provide:			Estimated Monthly Fuel Savings
Lender	Rate	Term	

Manager Approval _____ Customer Approval _____



PONY EXPRESS CHEVROLET BUICK

COREY HIGGINS

Sales & Leasing Professional

MARK OF EXCELLENCE
AWARD WINNER

(308) 537-3671
(308) 537-3309
(308) 289-0254
corey@ponyxp.com

420 S LAKE AVE
GOTHENBURG, NE 69138
ponyexpresschevy.com

Prepared By:

Corey Jensen
PONY EXPRESS CHEVROLET BUICK
420 LAKE PO BOX 130
GOTHENBURG, NE 69138
Phone: (308) 537-3671
Fax: (308) 537-3309
Email: cjchevy@cozadtel.net

2018 Fleet/Non-Retail Chevrolet Suburban 4WD 4dr 1500 Commercial CK15

PRICING SUMMARY

PRICING SUMMARY - 2018 Fleet/Non-Retail CK15906 4WD 4dr 1500 Commercial

	<u>Invoice</u>	<u>MSRP</u>
Base Price	\$49,058.60	\$52,190.00
Total Options:	\$996.45	\$1,095.00
Vehicle Subtotal	\$50,055.05	\$53,285.00
Advert/Adjustments	\$532.85	\$0.00
Destination Charge	\$1,295.00	\$1,295.00
GRAND TOTAL	\$51,882.90	\$54,580.00

7300 bid Assg

44583

Report content is based on current data version referenced. Any performance-related calculations are offered solely as guidelines. Actual unit performance will depend on your operating conditions.

GM AutoBook, Data Version: 538.0, Data updated 4/10/2018
© Copyright 1986-2012 Chrome Data Solutions, LP. All rights reserved.

Customer File: