

Finance Committee Meeting

Monday, October 17, 2022 7:30 AM

Faribault Public Schools District Office, 710 17th Street SW, Faribault, MN
55021

I. Business Items

I.A. Approve September Meeting Minutes

II. Contracts, Agreements, Bids and Grants for Review

II.A. HVAC Bid Request

II.B. RFI for Cybersecurity Insurance

III. Financial Performance

III.A. ADM Counts

III.B. September Comparative Financial Reports

III.C. September Investments Report

III.D. FY 2022 Audit

IV. Financial Strategies

V. Next Meeting November 14th at 7:30 am

VI. Adjourn - **ACTION**

FINANCE COMMITTEE MINUTES

The meeting was held remotely via Google Meet

September 19, 2022

7:30 a.m.

Members in Attendance:

Jamie Bente, Scott Gerdes, Chad Wolff, Jason Engbrecht, Christopher Nelson, Courtney Cavellier, John Bellingham, Joel Olson, Stacy Fox

Others in Attendance:

Members Absent:

Michael Dietch, Rob Dehnert, Meghan Knutson

Meeting was called to order at 7:30 am

1. Business Items
 - a. Motion by Mr. Wolff to approve the minutes from the August 15, 2022 Finance Committee Meeting, second by Mr. Bellingham. Motion passed.
2. Contracts, Agreements, Bids and Grants for Review
 - a. Ms. Falvey presented the German exchange program we have with Wurzburg in which we send students for three weeks and then receive some of their students for three weeks. She explained that the program had temporarily ended during COVID, and last year there was a reduced program, and proposes resuming the normal full exchange for the summer of 2023. Motion by Mr. Wolff, seconded by Mr. Dehnert. Motion passed.
 - b. Mr. Dehnert presented a proposal to provide ABA therapy via the Twin Cities Recovery Center within the district, which has been requested by various members of the public in recent months. There would be zero cost to the district. Mr. Dehnert explained that this would assist the students, and would help build bridges with the community. We would be the first school in MN to do this. It's similar to what is currently done with Fernbrook, but Fernbrook deals with mental health whereas the TCRC program would deal specifically with students with ASD. Motion by Mr. Bente to approve, seconded by Mr. Engbrecht. Motion passed.
 - c. Mr. Dehnert presented information on a CVSEC DHH teacher, Medford DHH teacher, a contract for physically and other health disabled services teacher and visually impaired teacher contract, and a contract for orientation and mobility services as a consent item. They are all fairly basic contract continuations without much change from the prior year. Motion by Mr. Engbrecht to approve, seconded by Mr. Bellingham. Motion passed.
 - d. Mr. Bente presented the SMSU concurrent enrollment contract, explaining that this is our college now/college in the schools program. We have physics and several math classes that are provided via our contract with them. Motion by Mr. Wolff to approve, seconded by Mr. Bente. Motion passed.

- e. Mr. Gerdes presented the SRO contract renewal, stating that it's very similar to the existing contract we have for SROs, which is increasing by only 2% from the previous contract. Mr. Engbrecht expressed concern about how some communities relationships with the district are impacted by the presence of SROs. Mr. Bente said he's never heard anything from any of our communities that would indicate they don't appreciate the presence of SROs. Ms. Fox and Mr. Olson had heard that the communities at their schools are focused on safety and appreciate having SROs. Motion by Mr. Bellingham to approve, seconded by Mr. Wolff. Motion passed.

3. Financial Performance

- a. Mr. Gerdes shared that the August ADM was up from budget by 85 students but that it's very early and automatic drops had not yet happened.
- b. Mr. Gerdes presented the August comparative financial reports, pointing out that gas is high, and that the insurance plan is down because we don't collect premiums during the summer, but continue to have claims.
- c. Mr. Gerdes presented the August investment report, reminding the committee that we don't get state payments in July, and that the balance is down because we hadn't been submitting for reimbursement for several grants because of audit and not wanting to overdraw.

4. Financial Strategies

- a. Mr. Gerdes presented the truth in taxation update, explaining that the state passed a law that all counties, cities, and school districts need to submit their finances via the form which was presented. Cities and counties run on calendar years, so they can provide their audited answers by the date of the filing, but we do not have final audited numbers as of the date of filing, we cannot provide final numbers. We can either submit numbers where are not final and which are unaudited or allow them to leave in the language saying that schools do not follow the same calendar and therefore the data is unavailable.
- b. Mr. Gerdes presented the levy certification, pointing out in section 2 showing that the year over year breakdown shows a difference of 170.54 per pupil unit, or \$906,804 in total. This funding means that we will not qualify for state aid, and the fully levy will come from local sources.

5. Next Meeting October 17, 2022 at 7:30am.

6. Motion by Mr. Bellingham to adjourn the meeting, seconded by Mr. Olson. Meeting adjourned at 7:30am.

Respectfully submitted by Christopher Nelson



📍 330 9th St. SW, Faribault, MN 55021

📞 **Office:** 507-333-6100 | **Fax:** 507-333-6111

Memorandum

To: Finance Committee

From: Kain Smith, Director of Buildings & Grounds

Date: Oct 13, 2022

Re: Request to entertain bids for new boilers & chiller at Roosevelt

Proposal: I propose that we go out for bids this fall to replace Roosevelt's boilers with high efficiency models and replace the failing chiller this coming summer. This project would be funded by leftover funds from the Early Childhood addition and LTFM.

Rationale: Roosevelt's chiller is near the end of its useful life, and we have already had multiple freon leaks in the past several years. Last summer our vendor made temporary repairs but stressed that it was time to replace it. There is a cost savings to be had by replacing the boilers while we're doing demolition work and replacing pipes to save on installation costs. Boiler replacement was originally scheduled for later in our 10-year plan but with the chiller issues this project has moved to the top of the priority list.

Thank you for your consideration.

Kain Smith



710 17th St. SW, Faribault, MN 55021

Office: 507-333-6000 | Fax: 507-333-6050

Faribault Public Schools Memo

Date: October 17, 2022
From: Casey Rutherford, Director Educational Technology and Innovation
To: Finance Committee

Subject: RFI for Cybersecurity Insurance

Last year in late December we were surprised when our cybersecurity policy premium increased threefold. There had not been any warning that we needed to implement certain new security measures (such as two-step verification and phasing out shared network drives) that we have now added as standard procedure. In conversations with technology directors around the state, there are a number of insurance firms and brokers with dedicated cybersecurity teams that proactively work with technology departments to implement measures that will reduce their premium before renewals are due. Other technology directors have highly recommended working with such a firm to stay on top of the ever-moving target of protecting our network from the threat of bad actors.

This proposal is to put out a Request for Information, or RFI, to learn more about the firms and brokers available and how we can partner with them to stay ahead of premium increases as well as to stay on the cutting edge of cybersecurity protection.

Thank you,

Casey Rutherford
Director of Educational Technology and Innovation
Faribault Public Schools

**Faribault Public Schools
Enrollment Report by Month
School Year 2022 - 2023**

	September	October	November	December	January	February	March	April	May	YTD Average	Plus: Projected Tuition	Projected Total ADM	Enrollment Used for FY23		
													Served @ FPS	Plus: Projected Tuition	Total
Early Childhood	64	66	-	-	-	-	-	-	-	65	2	67	62	2	64
VPK	46	46	-	-	-	-	-	-	-	46		46	46		46
Kindergarten	241	244	-	-	-	-	-	-	-	242	1	243	216	1	217
1	211	210	-	-	-	-	-	-	-	211	1	212	212	1	213
2	170	171	-	-	-	-	-	-	-	170	1	171	179	1	180
3	201	211	-	-	-	-	-	-	-	206	4	210	203	4	207
4	206	200	-	-	-	-	-	-	-	203	3	206	212	3	215
5	207	210	-	-	-	-	-	-	-	209	6	215	185	6	191
6	220	222	-	-	-	-	-	-	-	221	2	223	215	2	217
7	227	225	-	-	-	-	-	-	-	226	2	228	225	2	227
8	278	280	-	-	-	-	-	-	-	279	2	281	265	2	267
9	270	273	-	-	-	-	-	-	-	272	8	280	279	8	287
10	275	280	-	-	-	-	-	-	-	277	5	282	281	5	286
11	277	276	-	-	-	-	-	-	-	277	10	287	246	10	256
12	284	285	-	-	-	-	-	-	-	284	25	309	247	25	272
Total	3,178	3,199	-	-	-	-	-	-	-	3,188	72	3,260	3,073	72	3,145
		21	(3,199)	-	-	-	-	-	-						
EC-12 Average October - June		3,199	1,599	1,066	800	640	533	457	400				Over (Under) Budget		115
													-PSEO		75

October

	McKinley	Jefferson	Lincoln	Roosevelt	Middle School	High School	ALC	FOA - Elem	FOA - MS	FOA - HS	Total Served @ FPS	Plus: Projected Tuition	Projected Total ADM
Early Childhood	66										66		66
VPK	46										46		46
Kindergarten		93	84	67							244		244
1		66	71	73							210		210
2		57	66	48							171		171
3		78	71	62							211		211
4		70	79	51							200		200
5		59	75	71					5		210		210
6					220				2		222		222
7					223				2		225		225
8					272				8		280		280
9						259	8			6	273		273
10						261	12			7	280		280
11						234	26			16	276		276
12						211	52			22	285		285
Total	112.00	422.67	446.17	372.11	715.33	965.05	98.00	-	17.06	50.17	3,199	-	3,199
Change v last month	112	402	3,645	372	715	965	98	-	17	50	3,199		

Faribault Public Schools
Comparative Financial Report - Select General Fund Expenditure Accounts
As of September 30, 2022

	FY22 For the Month of September 2021	FY23 For the Month of September 2022	FY22 Year to Date through September 2021	FY23 Year to Date through September 2022	FY22 FIN Budget	FY23 REV Budget	FY22 % of Budget through September 2021	FY23 % of Budget through September 2022
EXPENDITURES:								
HVAC	8,073	11,445	13,686	37,444	186,000	280,875	7.36%	13.33%
Water	4,916	6,592	10,188	18,319	60,400	59,900	16.87%	30.58%
Electric	92,252	2,335	153,746	139,478	668,000	565,000	23.02%	24.69%
Snow Removal	-	-	-	-	90,400	87,000	0.00%	0.00%
Total Expenditures	105,240	20,372	177,620	195,242	1,004,800	992,775	17.68%	19.67%

Faribault Public Schools
Comparative Financial Report - Self Insurance Fund
As of September 30, 2022

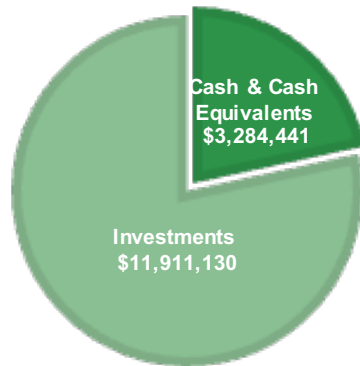
	FY22 For the Month of September 2021	FY23 For the Month of September 2022	FY22 Year to Date through September 2021	FY23 Year to Date through September 2022	FY22 FIN Budget	FY23 REV Budget	FY22 % of Budget through September 2021	FY23 % of Budget through September 2022
REVENUES:								
District Contributions	173,513	192,577	461,847	391,654	2,262,910	2,465,674	20.41%	15.88%
Employee Contributions	26,363	20,378	70,264	54,301	421,004	426,689	16.69%	12.73%
Retirees Contributions	3,104	3,244	8,036	9,398	113,604	42,662	7.07%	22.03%
Cobra Contributions	832	1,764	2,497	3,529	19,214	19,743	12.99%	17.87%
Total Revenue	203,812	\$217,963	\$542,644	\$458,882	\$2,816,732	\$2,954,768	19.27%	15.53%
EXPENDITURES:								
Medical Claims	205,545	93,413	375,542	315,856	2,340,983	2,494,589	16.04%	12.66%
Administrative Fees	306	-	43,241	-	151,021	25,790	28.63%	0.00%
Stop Loss	27,891	25,934	82,042	7,256	262,857	314,398	31.21%	2.31%
Consultant Fees	1,178	1,166	3,582	2,356	14,278	14,000	25.08%	16.83%
Total Expenditures	\$234,920	\$120,514	\$504,406	\$325,468	\$2,769,139	\$2,848,777	18.22%	11.42%

FARIBAULT PUBLIC SCHOOLS

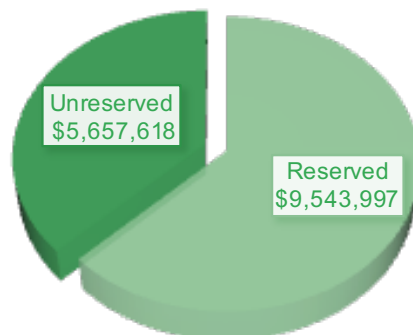
Investment Balances as of September 30, 2022

	Ending Balance 8/31/22	Ending Balance 9/30/22	Interest/Div Earned
CCF - MAIN CHECKING	2,125,770.88	2,018,941.90	\$ 2,699.09
CCF -SAVINGS	1,257,681.66	1,260,153.26	2,471.60
Ameritrade 2019A - CIF F6	583,138.33	69.33	4,391.83
MSDLAF+LIQUID MONEY MARKET	1,732.34	1,735.61	3.27
MSDLAF+ MAX MONEY MARKET	6,032.43	6,044.31	11.88
MN TRUST	6,782,617.42	6,756,626.24	12,246.44
MN TRUST TERM SERIES REDEMPTION	853,706.23	855,386.33	1,680.10
US BANK - IRREVOCABLE TRUST	2,420,564.96	2,255,085.99	11,237.88
US BANK - ROOSEVELT ADDITION	498,736.28	498,589.75	206.56
US BANK - 2020A F06	0.00	197,675.15	
MN TRUST INVESTMENT CD	249,200.00	249,200.00	
MN TRUST INVESTMENT CD	249,248.90	249,248.90	
MN TRUST INVESTMENT CD	249,248.41	249,248.41	
FIRST UNITED BANK CD	150,000.00	150,000.00	
PREMIER BANK CD	150,000.00	150,000.00	
RELIANCE BANK CD	150,000.00	150,000.00	
STATE BANK OF FARIBAULT CD	150,000.00	150,000.00	
PETTY CASH	3,610.00	3,610.00	
TOTAL CASH AND INVESTMENTS	\$ 15,881,287.84	\$ 15,201,615.18	\$ 34,948.65

LIQUIDITY



ASSET RESERVATIONS



**Independent School District No. 656
Faribault
Faribault, Minnesota**

Communications Letter

June 30, 2022

PRELIMINARY



**Independent School District No. 656
Table of Contents**

Report on Matters Identified as a Result of the Audit of the Basic Financial Statements	1
Required Communication	3
Financial Analysis	8
Legislative Summary	20
Emerging Issues	22

PRELIMINARY

**Report on Matters Identified as a Result of
the Audit of the Basic Financial Statements**

To the School Board and Management
Independent School District No. 656
Faribault ISD
Faribault, Minnesota

In planning and performing our audit of the basic financial statements of the governmental activities, each major fund, and the aggregate remaining fund information of Independent School District No. 656, Faribault, Minnesota, as of and for the year ended June 30, 2022, in accordance with auditing standards generally accepted in the United States of America and the standards applicable to financial audits contained in Government Auditing Standards, issued by the Comptroller General of the United States, we considered the District's internal control over financial reporting (internal control) as a basis for designing audit procedures that are appropriate in the circumstances for the purpose of expressing our opinions on the basic financial statements, but not for the purpose of expressing an opinion on the effectiveness of the District's internal control. Accordingly, we do not express an opinion on the effectiveness of the District's internal control over financial reporting.

Our consideration of internal control was for the limited purpose described in the preceding paragraph and was not designed to identify all deficiencies in internal control that might be material weaknesses or significant deficiencies and, therefore, material weaknesses or significant deficiencies may exist that have not been identified. In addition, because of inherent limitations in internal control, including the possibility of management override of controls, misstatements due to error or fraud may occur and not be detected by such controls.

A deficiency in internal control exists when the design or operation of a control does not allow management or employees, in the normal course of performing their assigned functions, to prevent, or detect and correct, misstatements on a timely basis. A material weakness is a deficiency, or a combination of deficiencies, in internal control over financial reporting, such that there is a reasonable possibility that a material misstatement of the District's basic financial statements will not be prevented, or detected and corrected, on a timely basis. A reasonable possibility exists when the likelihood of an event occurring is either reasonably possible or probable as defined as follows:

- *Reasonably possible.* The chance of the future event or events occurring is more than remote but less than likely.
- *Probable.* The future event or events are likely to occur.

We did not identify any deficiencies in internal control that we consider to be material weaknesses.

A significant deficiency is a deficiency, or a combination of deficiencies, in internal control that is less severe than a material weakness, yet important enough to merit attention by those charged with governance.

The accompanying memorandum also includes financial analysis provided as a basis for discussion. The matters discussed herein were considered by us during our audit and they do not modify the opinion expressed in our Independent Auditor's Report dated October 13, 2022, on such statements.

This communication, which is an integral part of our audit, is intended solely for the information and use of management, the School Board, others within the District, and state oversight agencies and is not intended to be, and should not be, used by anyone other than these specified parties.

St. Cloud, Minnesota
October 13, 2022

PRELIMINARY

Independent School District No. 656 Required Communication

We have audited the basic financial statements of the governmental activities, each major fund, and the aggregate remaining fund information of the District as of and for the year ended June 30, 2022. Professional standards require that we advise you of the following matters related to our audit.

Our Responsibility in Relation to the Basic Financial Statement Audit

As communicated in our engagement letter, our responsibility, as described by professional standards, is to form and express opinions about whether the basic financial statements prepared by management with your oversight are presented fairly, in all material respects, in accordance with accounting principles generally accepted in the United States of America. Our audit of the basic financial statements does not relieve you or management of its respective responsibilities.

Our responsibility, as prescribed by professional standards, is to plan and perform our audit to obtain reasonable, rather than absolute, assurance about whether the basic financial statements are free of material misstatement. An audit of the basic financial statements includes consideration of internal control over financial reporting as a basis for designing audit procedures that are appropriate in the circumstances, but not for the purpose of expressing an opinion on the effectiveness of the District's internal control over financial reporting. Accordingly, as part of our audit, we considered the internal control of the District solely for the purpose of determining our audit procedures and not to provide any assurance concerning such internal control.

We are also responsible for communicating significant matters related to the audit that are, in our professional judgement, relevant to your responsibilities in overseeing the financial reporting process. However, we are not required to design procedures for the purpose of identifying other matters to communicate to you.

Generally accepted accounting principles provide for certain Required Supplementary Information (RSI) to supplement the basic financial statements. Our responsibility with respect to the RSI, which supplements the basic audit financial statements, is to apply certain limited procedures in accordance with generally accepted auditing standards. However, the RSI was not audited and, because the limited procedures do not provide us with sufficient evidence to express an opinion or provide any assurance, we do not express an opinion or provide any assurance on the RSI.

Our responsibility for the supplementary information accompanying the basic financial statements, as described by professional standards, is to evaluate the presentation of the supplementary information in relation to the basic financial statements as a whole and to report on whether the supplementary information is fairly stated, in all material respects, in relation to the basic financial statements as a whole.

Our Responsibility in Relation to *Government Auditing Standards*

As communicated in our engagement letter, part of obtaining reasonable assurance about whether the basic financial statements are free of material misstatement, we performed tests of the District's compliance with certain provisions of laws, regulations, contracts, and grant agreements, noncompliance with which could have a direct and material effect on the determination of basic financial statement amounts. However, the objective of our tests was not to provide an opinion on compliance with such provisions.

**Independent School District No. 656
Required Communication**

Our Responsibility in Relation to Title 2 U.S. Code of Federal Regulations Part 200, Uniform Administrative Requirements, Cost Principles, and Audit Requirements for Federal Awards (Uniform Guidance)

As communicated in our engagement letter, in accordance with the Uniform Guidance, we examined on a test basis, evidence about the District's compliance with the types of compliance requirements described in the U.S. Office of Management and Budget (OMB) Compliance Supplement applicable to each of its major federal programs for the purpose of expressing an opinion on the District's compliance with those requirements. While our audit provided a reasonable basis for our opinion, it did not provide a legal determination on the District's compliance with those requirements.

In planning and performing our audit of compliance, we considered the District's internal control over compliance with the types of requirements that could have a direct and material effect on each major federal program to determine the auditing procedures that are appropriate in the circumstances for the purpose of expressing an opinion on compliance for each major federal program and to test and report on internal control over compliance in accordance with the Uniform Guidance, but not for the purpose of expressing an opinion on the effectiveness of internal control over compliance.

Planned Scope and Timing of the Audit

We conducted our audit consistent with the planned scope and timing we previously communicated to you.

Compliance with All Ethics Requirements Regarding Independence

The engagement team, others in our firm, as appropriate, our firm, and our network firms have complied with all relevant ethical requirements regarding independence.

Significant Risks Identified

We have identified the following significant risks of material misstatement:

- If duties cannot be appropriately segregated within the accounting department, there is a risk of misappropriation of assets through the payroll process.
- Improper revenue recognition specific to property taxes and state aids. Revenue recognition is considered a fraud risk on substantially all engagements as it is generally the largest line item impacting a district's operating results.
- Misappropriation of assets and management override of controls through the journal entry process. This is considered a risk in substantially all engagements.

Qualitative Aspects of the District's Significant Accounting Practices

Significant Accounting Policies

Management has the responsibility to select and use appropriate accounting policies. A summary of the significant accounting policies adopted by the District is included in the notes to the basic financial statements. There have been no initial selection of accounting policies and no changes to significant accounting policies or their application during 2022. No matters have come to our attention that would require us, under professional standards, to inform you about (1) the methods used to account for significant unusual transactions and (2) the effect of significant accounting policies in controversial or emerging areas for which there is a lack of authoritative guidance or consensus.

**Independent School District No. 656
Required Communication**

Qualitative Aspects of the District's Significant Accounting Practices (Continued)

Significant Accounting Estimates

Accounting estimates are an integral part of the basic financial statements prepared by management and are based on management's current judgements. Those judgements are normally based on knowledge and experience about past and current events and assumptions about future events. Certain accounting estimates are particularly sensitive because of their significance to the basic financial statements and because of the possibility that future events affecting them may differ markedly from management's current judgements. The most sensitive estimates affecting the basic financial statements relate to:

Depreciation – The District is currently depreciating its capital assets over their estimated useful lives, as determined by management, using the straight-line method.

General Education and Special Education Aid – General Education Aid is an estimate until average daily membership (ADM) values are final. Since this is normally not done until after the reporting deadlines, this Aid is an estimate. Special Education Aid is dependent on the availability of funds and complex formulas that are finalized after reporting deadlines.

Net Other Post Employment Benefits (OPEB) Liability, Deferred Outflows of Resources Related to OPEB and Deferred Inflows of Resources Related to OPEB – These balances are based on an actuarial study using the estimates of future obligations of the District for post employment benefits.

Net Pension Liability, Deferred Outflows of Resources Related to Pensions and Deferred Inflows of Resources Related to Pensions – These balances are based on an allocation by the pension plans using estimates based on contributions.

We evaluated the key factors and assumptions used to develop the accounting estimates and determined that they are reasonable in relation to the basic financial statements taken as a whole and in relation to the applicable opinion units.

Financial Statement Disclosures

Certain basic financial statement disclosures involve significant judgment and are particularly sensitive because of their significance to financial statement users. The basic financial statement disclosures are neutral, consistent, and clear.

Significant Difficulties Encountered during the Audit

We encountered no significant difficulties in dealing with management relating to the performance of the audit.

Uncorrected and Corrected Misstatements

For the purposes of this communication, professional standards require us to accumulate all known and likely misstatements identified during the audit, other than those that we believe are trivial, and communicate them to the appropriate level of management. Further, professional standards require us to also communicate the effects of uncorrected misstatements related to prior periods on the relevant classes of transactions, account balances or disclosures, and the basic financial statements taken as a whole and each applicable opinion unit.

Independent School District No. 656 Required Communication

Uncorrected and Corrected Misstatements (Continued)

We identified the following uncorrected misstatements of the basic financial statements. Management has determined their effects are immaterial, both individually and in the aggregate, to the basic financial statements taken as a whole.

- State receivables/revenues

In addition, professional standards require us to communicate to you all material, corrected misstatements that were brought to the attention of management as a result of our audit procedures. None of the misstatements detected as a result of audit procedures and corrected by management were material, either individually or in the aggregate, to the basic financial statements taken as a whole.

Disagreements with Management

For purposes of this letter, professional standards define a disagreement with management as a matter, whether or not resolved to our satisfaction, concerning a financial accounting, reporting, or auditing matter, which could be significant to the District's basic financial statements or the auditor's report. No such disagreements arose during the course of our audit.

Representations Requested from Management

We have requested certain written representations from management, which are included in the management representation letter.

Management's Consultations with Other Accountants

In some cases, management may decide to consult with other accountants about auditing and accounting matters. Management has informed us that, and to our knowledge, there were no consultations with other accountants regarding auditing and accounting matters.

Other Significant Matters, Findings, or Issues

In the normal course of our professional association with the District, we generally discuss a variety of matters, including the application of accounting principles and auditing standards, significant events or transactions that occurred during the year, operating, and regulatory conditions affecting the District, and operational plans and strategies that may affect the risks of material misstatement. None of the matters discussed resulted in a condition to our retention as the District's auditor.

Other Information Included in Annual Reports

Pursuant to professional standards, our responsibility as auditors for other information, whether financial or nonfinancial, included in the District's annual reports, does not extend beyond the information identified in the audit report, and we are not required to perform any procedures to corroborate such other information.

We applied certain limited procedures to the RSI that supplements the basic financial statements. Our procedures consisted of inquiries of management regarding the methods of preparing the information and comparing the information for consistency with management's responses to our inquiries, the basic financial statements, and other knowledge we obtained during our audit of the basic financial statements. We did not audit the RSI and do not express an opinion or provide any assurance on the RSI.

**Independent School District No. 656
Required Communication**

Other Information Included in Annual Reports (Continued)

With respect to the supplementary information accompanying the basic financial statements, we made certain inquiries of management and evaluated the form, content and methods of preparing the information to determine that the information complies with accounting principles generally accepted in the United States of America, the method of preparing it has not changed from the prior period, and the information is appropriate and complete in relation to our audit of the basic financial statements. We compared and reconciled the supplementary information to the underlying accounting records used to prepare the basic financial statements or to the basic financial statements themselves.

PRELIMINARY

**Independent School District No. 656
Financial Analysis**

The following pages provide graphic representation of select data pertaining to the financial position and operations of the District for the past five years. Our analysis of each graph is presented to provide a basis for discussion of past performance and how implementing certain changes may enhance future performance. We suggest you view each graph and document if our analysis is consistent with yours.

Average Daily Membership and Pupil Units

The largest single funding source for Minnesota school districts is basic General Education Aid. Each year, the State Legislature sets a basic formula allowance. Total basic general education revenue is calculated by multiplying the formula allowance by the number of pupil units for which a district is entitled to aid. Pupil units are calculated using a legislatively determined weighting system applied to ADM. Over the years, various modifications have been made to this calculation, including changes in weighting and special consideration for declining enrollment districts.

<u>Year</u>	<u>General Education Aid Formula Allowance</u>	
	<u>Amount</u>	<u>Percent Increase</u>
2013	\$ 5,224	1.0%
2014	5,302	1.5%
2015*	5,831	1.9%
2016	5,948	2.0%
2017	6,067	2.0%
2018	6,188	2.0%
2019	6,312	2.0%
2020	6,438	2.0%
2021	6,567	2.0%
2022	6,728	2.5%
2023	6,863	2.0%

* General Education Aid - Of the \$529 increase over 2014, \$105 is for inflation at 1.9%; the remaining \$424 is a shifting of revenue to adjust for pupil weight changes, pension adjustments changes and other restructuring.

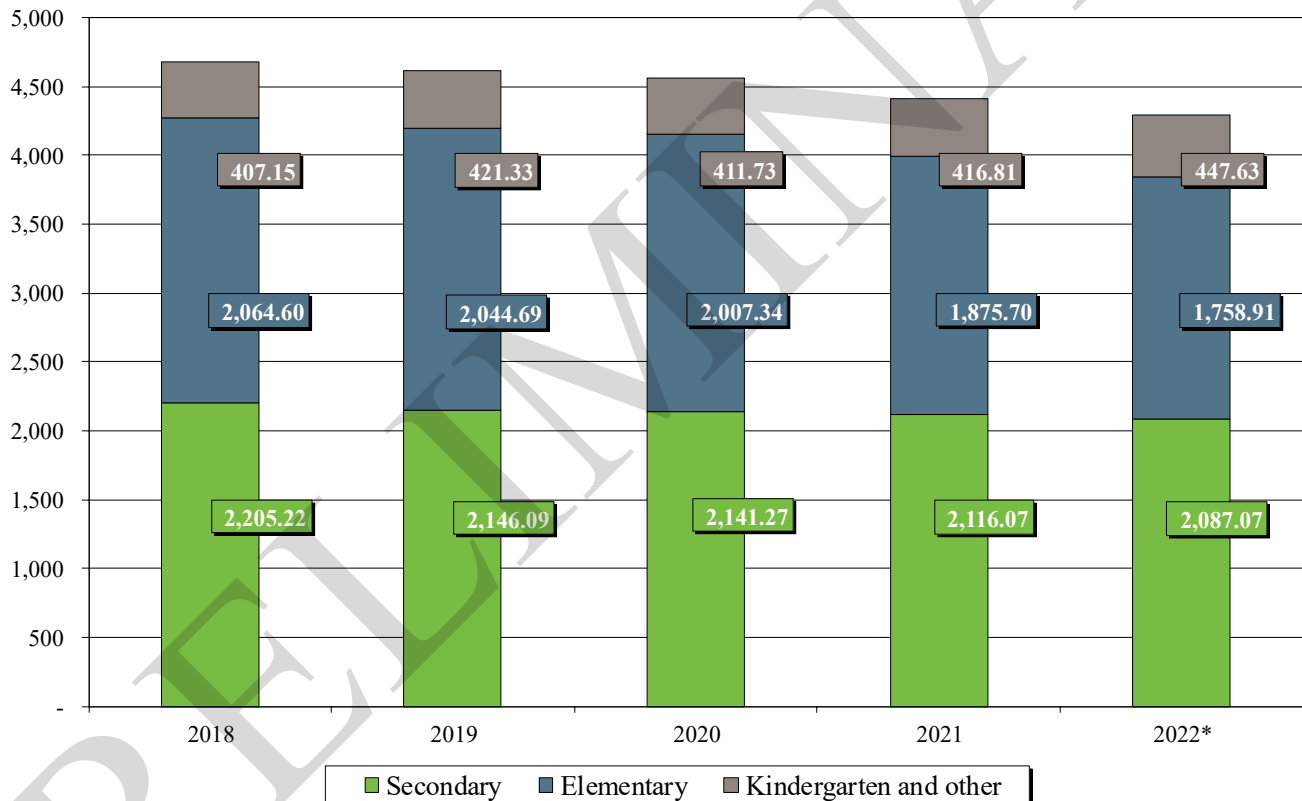
Independent School District No. 656 Financial Analysis

Average Daily Membership and Pupil Units

The following summarizes resident ADM of the District over the past five years ended June 30:

ADM	2018	2019	2020	2021	2022*
Other	90.51	94.59	107.50	127.38	126.74
Kindergarten	316.64	326.74	304.23	289.43	320.89
Elementary	2,064.60	2,044.69	2,007.34	1,875.70	1,758.91
Secondary	2,205.22	2,146.09	2,141.27	2,116.07	2,087.07
Total Resident ADM	4,676.97	4,612.11	4,560.34	4,408.58	4,293.61
Change from Prior Year	(100.97)	(64.86)	(51.77)	(151.76)	(114.97)

Students (ADM)



* Estimate

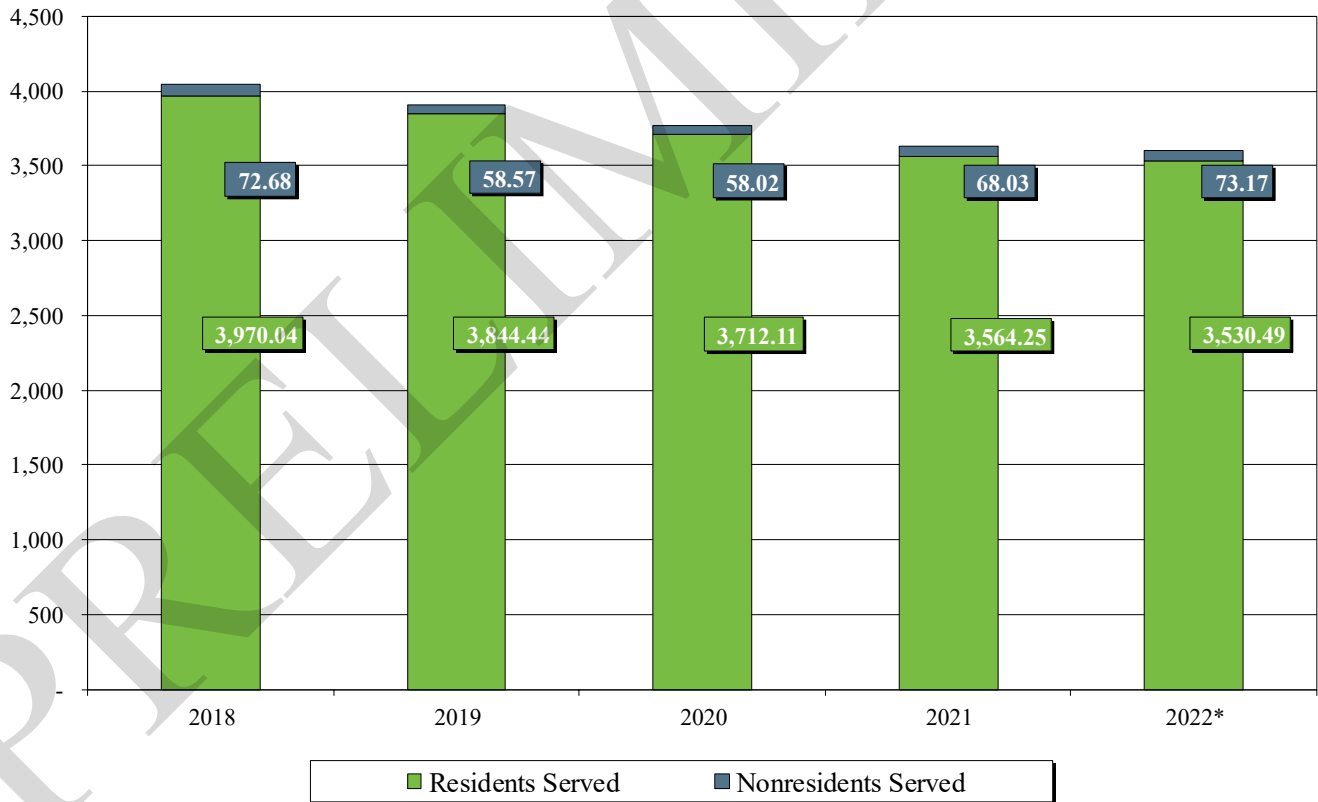
As the above chart indicates, resident ADM has, overall, decreased over the past five years, decreasing 383.36 ADM from 2018 to 2022. Resident ADM decreased from 2021 to 2022, by 114.97 ADM. The chart and graph on the next page apply weighting factors to ADM and include the effects of open enrollment.

**Independent School District No. 656
Financial Analysis**

Weighted Average Daily Membership Served/Pupil Units

Pre-kindergarten and Handicapped Kindergarten Kindergarten Elementary Secondary					
2018 through 2022	1.000	1.000	1.000	1.200	
Pupil Units	2018	2019	2020	2021	2022*
Residents	5,118.02	5,041.32	4,988.58	4,831.61	4,710.57
Resident pupil units going elsewhere	(1,147.98)	(1,196.88)	(1,276.47)	(1,267.36)	(1,180.08)
Nonresident pupil units coming in	72.68	58.57	58.02	68.03	73.17
Total Pupil Units Served	4,042.72	3,903.01	3,770.13	3,632.28	3,603.66
Change from the Prior Year	(134.75)	(139.71)	(132.88)	(137.85)	(28.62)
Adjusted ADM	3,673.92	3,553.00	3,434.01	3,302.16	3,270.31

Students Served

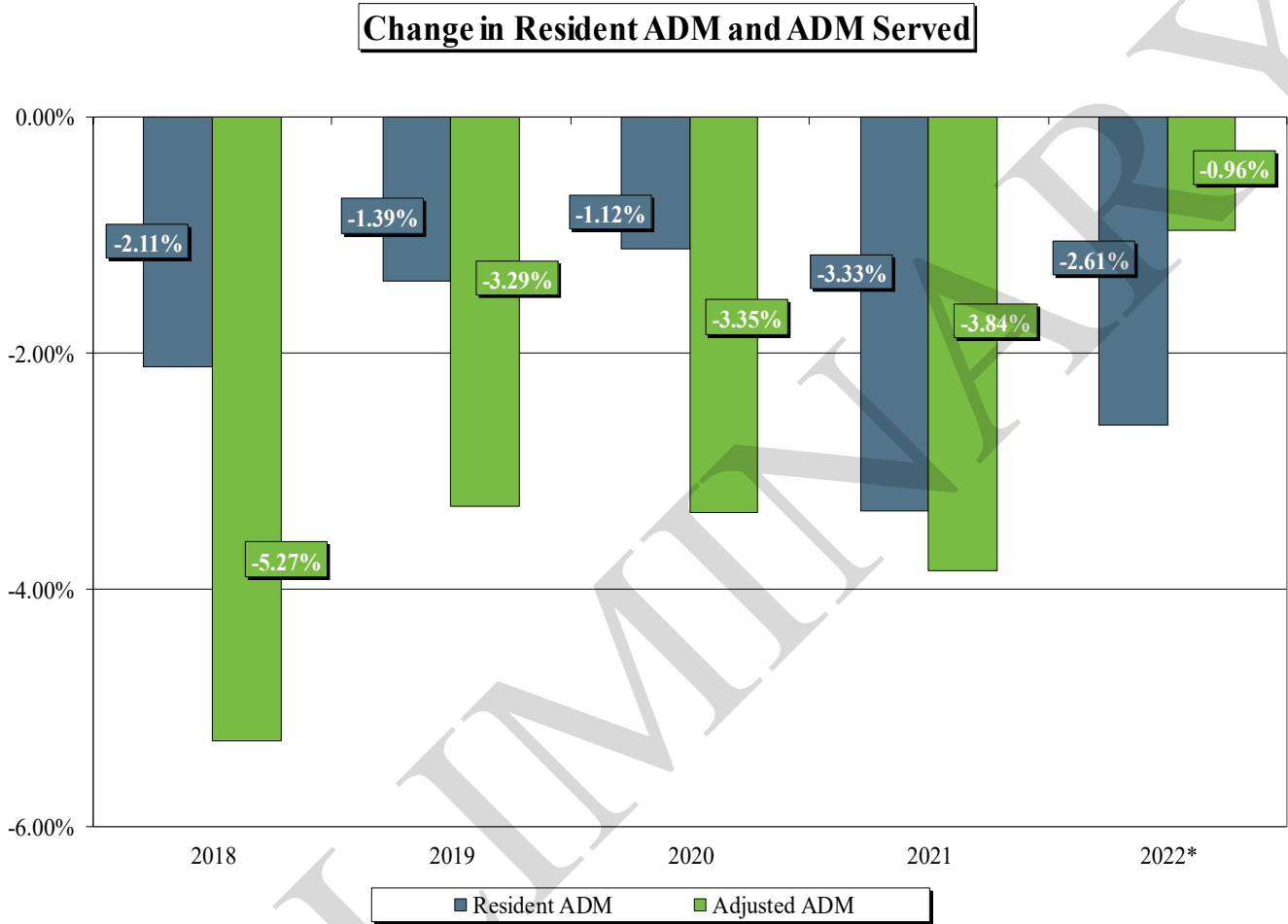


* Estimate

The District's pupil units served and ADM served have also decreased the past five years. This decrease is due to the District having a net loss on open enrollment numbers each year.

**Independent School District No. 656
Financial Analysis**

Average Daily Membership and ADM Served



* Estimate

When reviewing the five-year history, the District should be aware that student counts directly affect the amount of funding the District receives from the federal and state government.

As noted on the previous pages, ADM served and resident ADM decreased in all five of the years presented.

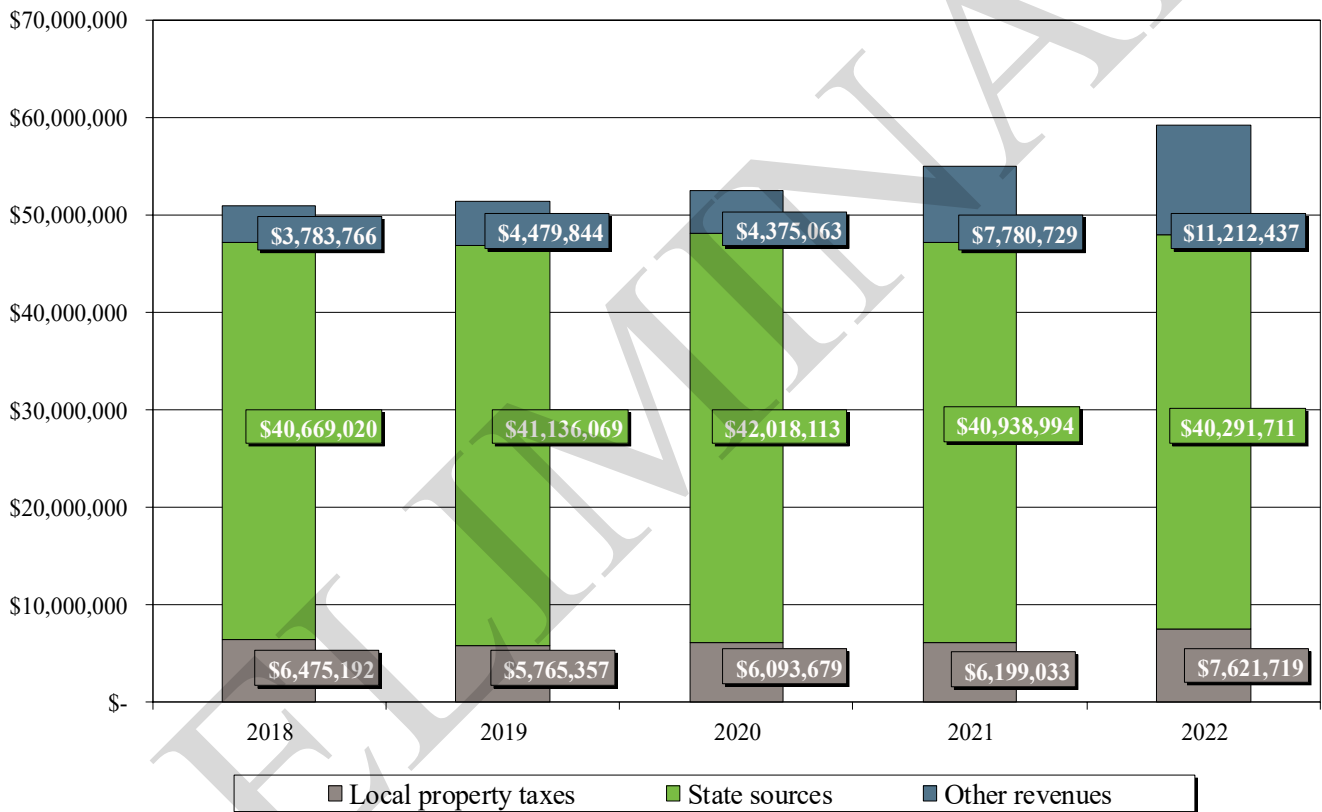
Independent School District No. 656 Financial Analysis

General Fund Sources of Revenue

General Fund sources of revenue are summarized as follows:

	2018	2019	2020	2021	2022
Local property taxes	\$ 6,475,192	\$ 5,765,357	\$ 6,093,679	\$ 6,199,033	\$ 7,621,719
State sources	40,669,020	41,136,069	42,018,113	40,938,994	40,291,711
Other revenues	3,783,766	4,479,844	4,375,063	7,780,729	11,212,437
Total	\$ 50,927,978	\$ 51,381,270	\$ 52,486,855	\$ 54,918,756	\$ 59,125,867

General Fund Sources of Revenue



State sources represent 68.1% of the General Fund total revenue, with local tax payers contributing 12.9% of the funding with federal and other sources making up the remaining 19.0%.

Overall, General Fund revenues increased 7.7% or \$4,207,111 from 2021. Revenues from local property taxes increased \$1,422,686. This is the result of an increase in the General Fund's tax levy. Revenues from state sources decreased \$647,283. This decrease was due to a decrease in enrollment, partially offset by an increase of 2.5% in the formula allowance per student served for general education aid. Other revenue, which includes other local and county, federal and sales and other conversions of assets, increased from the prior year by \$3,431,708 or 44.1% as a result of an increase in federal funding related to COVID-19.

**Independent School District No. 656
Financial Analysis**

Revenues and Expenditures Per Student (ADM) Served

Revenues per student (ADM served) are summarized in the following table:

General Fund	2018*	2019*	2020*	2021*	2022**
Property taxes	\$ 1,686	\$ 1,560	\$ 1,701	\$ 1,828	\$ 2,242
Other local sources	461	463	472	447	431
State aid	10,742	11,278	11,879	12,198	11,853
Federal aid	574	795	796	1,907	2,867
Total General Fund Revenue	\$ 13,463	\$ 14,096	\$ 14,848	\$ 16,380	\$ 17,393

State-Wide*					
Property taxes	\$ 1,894	\$ 1,996	\$ 2,180	\$ 2,381	N/A
Other local sources	515	547	528	432	N/A
State aid	9,821	10,118	10,393	10,758	N/A
Federal aid	461	486	527	1,041	N/A
Total General Fund	\$ 12,691	\$ 13,147	\$ 13,628	\$ 14,612	N/A

Revenues per student for the General Fund increased 6.2% from 2021 to 2022 as students served increased 1.6% and revenues increased 7.7%.

Expenditures per student (ADM served) for all programs are summarized as follows:

	2018*	2019*	2020*	2021*	2022**
General Fund	\$ 13,574	\$ 15,237	\$ 14,913	\$ 16,537	\$ 17,481
Statewide Average - General Fund	12,596	13,025	13,313	14,167	N/A

* Source: *School District Profiles*

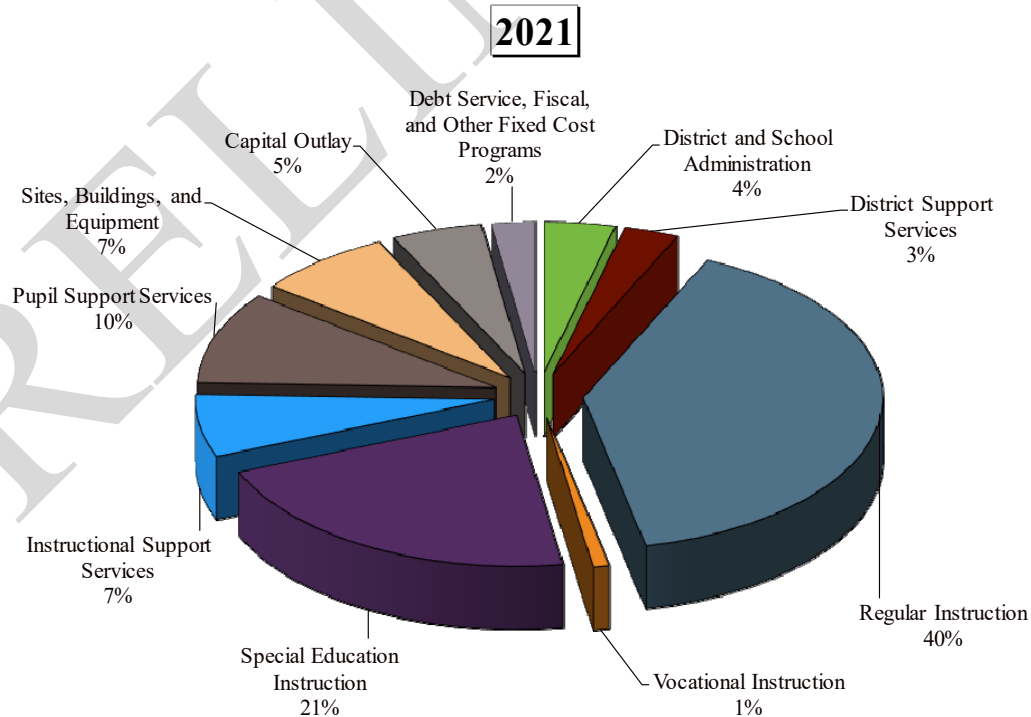
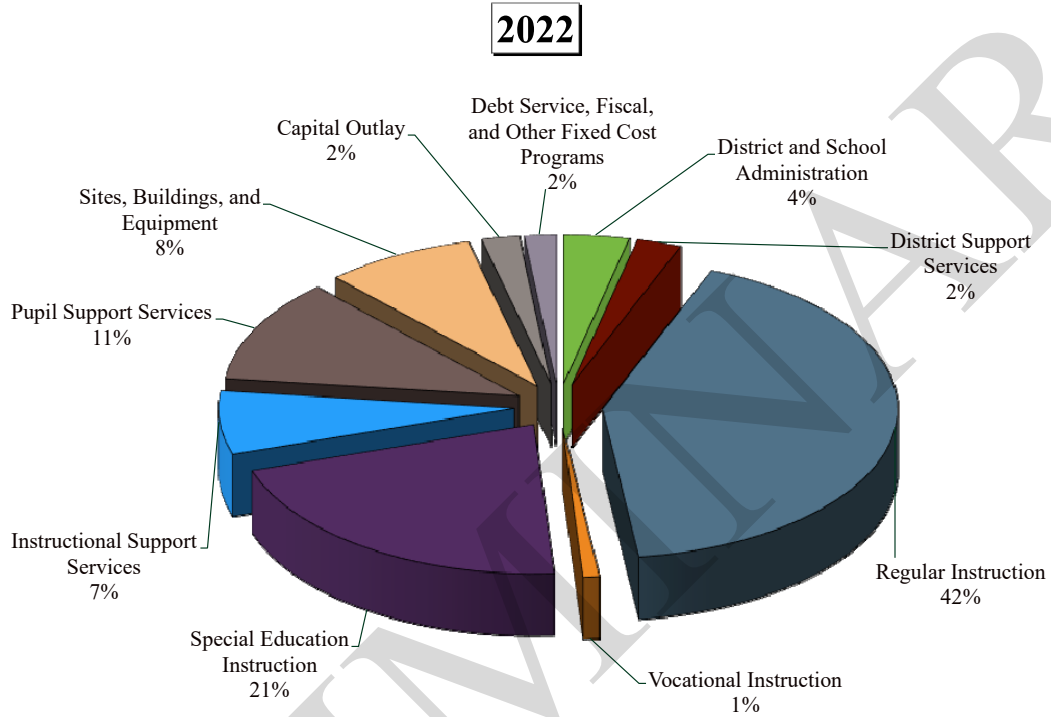
** Estimate

The District experienced an increase in expenditures per student (ADM served) from 2021 to 2022, which was the result of an increase in expenditures of 6.1% and a 1.6% increase in the students served. The average 2021 expenditure per ADM served for districts in the 2,000-3,999 enrollment category was \$13,385 for the General Fund. As shown above, the District's revenues and expenditures per student served have consistently been higher than the state average for other districts. The District receives more federal and special education funding than comparable districts. Additional funding correlates directly to additional expenditures for federally restricted programs and special education as much of the funding is structured in a way that requires an equal match of funds reimbursed for funds expended.

Independent School District No. 656 Financial Analysis

General Fund Expenditures

The following graphs depict the percentage of expenditures by function in the General Fund. The allocation of expenditures between 2021 and 2022 has been very consistent from one year to the next.



**Independent School District No. 656
Financial Analysis**

General Fund Budget and Actual

	Budgeted Amounts		Actual Amounts	Variance With Final Budget - Over (under)
	Original	Final		
Revenues				
Local property taxes	\$ 7,438,527	\$ 7,460,545	\$ 7,621,719	\$ 161,174
Other local and county revenues	1,303,280	1,389,859	1,436,413	46,554
Revenue from state sources	39,455,758	40,311,605	40,291,711	(19,894)
Revenue from federal sources	9,762,566	11,197,794	9,745,914	(1,451,880)
Sales and other conversion of assets	10,000	10,000	30,110	20,110
Total revenues	<u>57,970,131</u>	<u>60,369,803</u>	<u>59,125,867</u>	<u>(1,243,936)</u>
Expenditures				
Administration	2,055,448	2,049,788	2,128,019	78,231
District support services	1,565,218	1,483,968	1,450,585	(33,383)
Regular instruction	26,578,454	26,701,637	24,968,088	(1,733,549)
Vocational instruction	559,053	559,053	518,247	(40,806)
Special education instruction	11,677,871	11,876,781	12,531,662	654,881
Instructional support services	3,946,934	4,571,257	4,078,956	(492,301)
Pupil support services	5,535,276	6,793,914	6,646,598	(147,316)
Sites and buildings	4,259,731	4,451,060	4,854,492	403,432
Fiscal and other fixed cost programs	197,007	197,007	213,881	16,874
Capital outlay	1,104,073	1,229,319	1,221,808	(7,511)
Debt service	569,774	817,976	810,281	(7,695)
Total expenditures	<u>58,048,839</u>	<u>60,731,760</u>	<u>59,422,617</u>	<u>(1,309,143)</u>
Excess of revenues over (under) over expenditures	<u>(78,708)</u>	<u>(361,957)</u>	<u>(296,750)</u>	<u>65,207</u>
Other Financing Sources				
Lease proceeds	-	-	305,547	305,547
Proceeds from the sale of capital assets	-	60,000	93,432	33,432
Total other financing sources	<u>-</u>	<u>60,000</u>	<u>398,979</u>	<u>338,979</u>
Net change in fund balance	<u>\$ (78,708)</u>	<u>\$ (301,957)</u>	<u>\$ 102,229</u>	<u>\$ 404,186</u>

General fund revenues were under budgeted amounts by \$1,243,936, or 2.1%. Revenues from federal sources were under budget \$1,451,880. This variance was due to not spending all of the COVID federal funding allocated in the current year, allowing for future use of these funds. Other revenue sources were relatively consistent with budgeted amounts.

General fund expenditures were under budget \$1,309,143 or 2.2%. Regular instruction was under budget \$1,733,549. This variance was due in part to several unanticipated positions open throughout the year and also lower than expected purchased services and supply costs. Special education was over budget \$654,881 due to additional positions hired as a result of the service needs of students. Instructional support services was under budget \$492,301 due to anticipating higher needs for supplies with the return to in person learning. Sites and buildings was over budget \$403,432. This was primarily due to increased repair costs in 2022.

Independent School District No. 656
Financial Analysis

General Fund Operations

The following table presents five years of comparative operating results for the District's General Fund:

For the year ended June 30,	2018	2019	2020	2021	2022
Revenues	\$ 50,927,978	\$ 51,381,270	\$ 52,486,855	\$ 54,918,756	\$ 59,125,867
Expenditures	51,351,316	56,741,783	52,716,593	56,012,561	59,422,617
Excess of revenues under expenditures	(423,338)	(5,360,513)	(229,738)	(1,093,805)	(296,750)
Lease Proceeds	-	1,212,714	-	567,965	305,547
Insurance Recovery	9,277	-	-	-	-
Less transfers out	(18,260)	(38,663)	-	-	-
Sale of Equipment	-	229,171	36,280	-	93,432
Fund balance, July 1	12,493,873	12,061,552	8,104,261	7,991,557	7,465,717
Change in accounting principle	-	-	80,754	-	-
Fund Balance, June 30	12,061,552	8,104,261	7,991,557	7,465,717	7,567,946
Nonspendable for					
Prepaid items	150,908	25,574	641,085	55,575	43,056
Inventory	58,833	21,407	-	-	-
Restricted for					
Student Activities	-	-	84,957	92,785	105,172
Staff Development	28,545	28,767	48,919	45,387	54,917
Operating Capital	359,812	412,230	299,048	423,872	300,670
Safe Schools Levy	-	-	40,451	27,665	39,716
LTFM	1,619,274	1,033,968	758,941	(419,131)	(6,473)
Basic Skills Programs	-	-	55,797	-	-
Committed for					
Separation/retirement benefits	2,451,000	-	-	-	-
Assigned for					
Athletic Equipment	112,186	8,659	112,186	112,186	-
CVSEC Long-term receivable	-	-	-	318,827	318,827
Unassigned	7,280,994	6,573,656	5,950,173	6,808,551	6,712,061
Fund Balance, June 30	\$ 12,061,552	\$ 8,104,261	\$ 7,991,557	\$ 7,465,717	\$ 7,567,946

As previously discussed, General Fund revenue increased 7.7% from 2021. General Fund expenditures increased 6.1% over the same period. The most significant increases in General Fund expenditures were in regular instruction and pupil support services. Regular instruction expenditures and pupil support services increased due to an increase in salaries related to ESSER funding received.

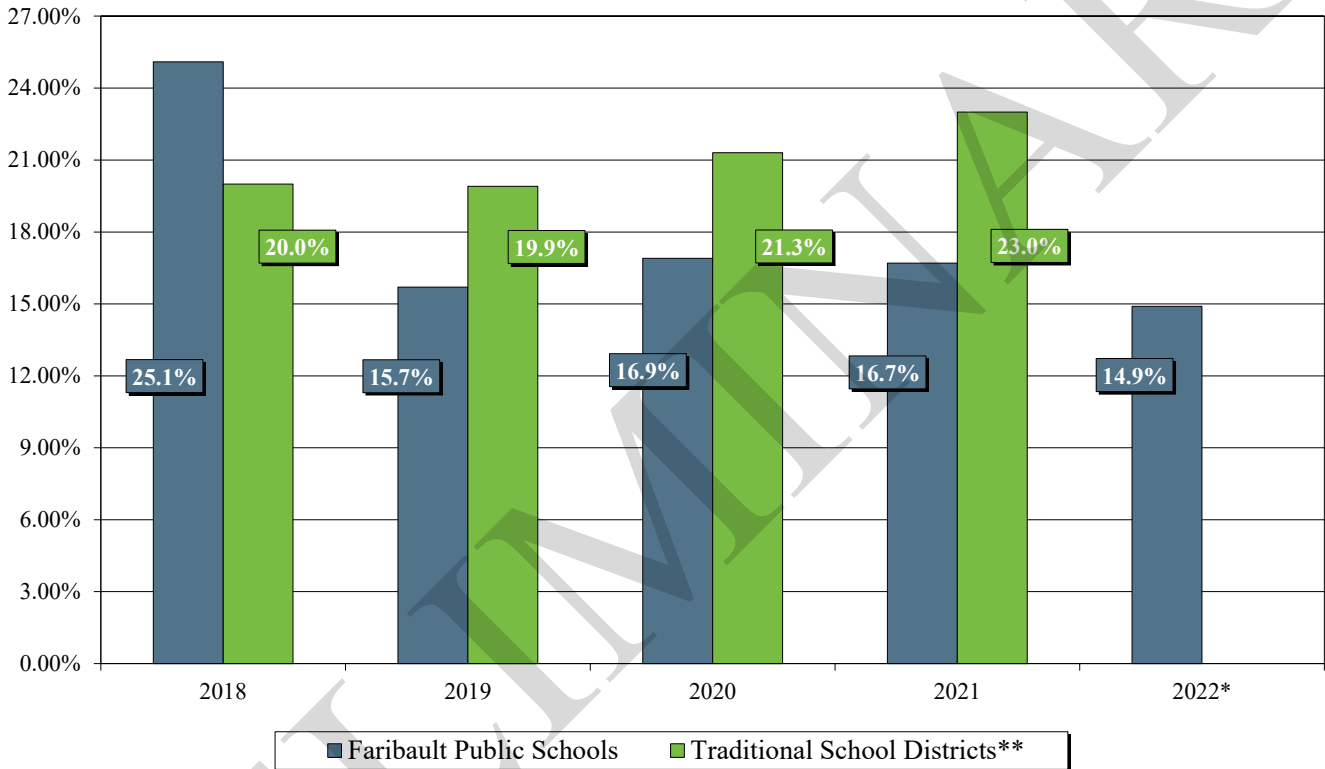
At June 30, 2022, the District's unassigned fund balance of \$6,712,061 represented 11.1% of the annual budgeted expenditures. The District's target General Fund balance is a minimum of 9.5% of the annual budgeted expenditures.

Independent School District No. 656 Financial Analysis

General Fund Financial Health

One of the most common and comparable statistics used to evaluate school district financial health is the operating fund balance as a percentage of operating expenditures.

**Unrestricted Fund Balance as a Percent
of Unrestricted Expenditures**



* Figures for 2022 are not available for state-wide averages. District percentage obtained from MDE Uniform Financial Accounting and Reporting Standards (UFARS) Compliance Report.

** Information was obtained from MDE web site report *Fiscal Year 2018-2021 General Fund Unreserved Balance*.

The graph on the above details the total fund balance as a percentage of expenditures. The District's fund balance as a percentage of expenditures is lower than the average of all Minnesota school districts for 2019 through 2021. Fund balance as percent of expenditures has decreased from 2018 to 2022.

Independent School District No. 656
Financial Analysis

Food Service Fund

The following table presents five years of comparative operating results for the District's Food Service Fund.

For the year ended June 30,	2018	2019	2020	2021	2022
Revenues	\$ 2,337,113	\$ 2,165,811	\$ 2,291,394	\$ 2,075,549	\$ 3,235,257
Expenditures	2,306,739	1,988,051	2,147,274	2,092,370	2,255,456
Excess of revenues over (under) expenditures	30,374	177,760	144,120	(16,821)	979,801
Plus transfers in	18,260	38,663	-	-	-
Fund balance, July 1	234,283	282,917	499,340	643,460	626,639
Fund Balance, June 30	282,917	499,340	643,460	626,639	1,606,440
Less nonspendable fund balance	(10,627)	-	-	-	-
Restricted Fund					
Balance, June 30	\$ 272,290	\$ 499,340	\$ 643,460	\$ 626,639	\$ 1,606,440

Revenues increased \$1,159,708 from 2021 to 2022, while expenditures increased \$163,086 over the same period. The increase in both revenues and expenditures is primarily due to increased COVID-19 funding and increased costs for food. The 2022 activity in the Food Service Fund resulted in an increase in fund balance of \$979,801 to \$1,606,440. Ending fund balance in 2022 represents 71.2% of expenditures, or approximately six months of expenditures based on a nine-month operating year. The MDE recommends districts maintain a food service net cash fund balance not to exceed six months of expenditures, based on a nine-month operating year.

Independent School District No. 656
Financial Analysis

Community Service Fund

The following table presents five years of comparative operating results for the District's Community Service Fund.

For the year ended June 30,	2018	2019	2020	2021	2022
Revenues	\$ 2,369,560	\$ 2,952,114	\$ 2,799,865	\$ 3,135,596	\$ 3,348,689
Expenditures	2,280,315	2,704,065	2,814,371	2,831,777	3,478,617
Excess of revenues over (under) expenditures	89,245	248,049	(14,506)	303,819	(129,928)
Fund balance, July 1	526,814	616,059	864,108	849,602	1,153,421
Fund Balance, June 30	616,059	864,108	849,602	1,153,421	1,023,493
Nonspendable					
Prepaid Items	-	2,957	-	-	-
Restricted					
Community education	325,819	458,702	421,507	581,686	466,731
Early childhood and family education	5,251	22,161	34,224	117,084	186,111
School readiness	76,868	189,308	188,724	220,169	220,703
Adult basic education	147,759	147,958	166,470	222,639	148,314
Restricted for Other Purposes	60,362	43,022	-	-	-
Community service	-	-	38,677	11,843	1,634
Total Fund Balance, June 30	\$ 616,059	\$ 864,108	\$ 849,602	\$ 1,153,421	\$ 1,023,493

Community Service Fund expenditures exceeded revenues in 2022. Revenues increased \$213,093 in 2022 due to an increase in COVID funding. Expenditures in 2022 increased \$646,840 due to additional positions hired. All categories of restricted fund balance remained positive at year end.

Independent School District No. 656 Legislative Summary

The following is a brief summary of current legislative changes and issues affecting the funding of Minnesota school districts. More detailed and extensive summaries are available from the Minnesota Department of Education (MDE).

State Aid Appropriations

The formula allowance for 2022 is set at \$6,728 and for 2023, the formula allowance is set at \$6,863.

Special Education

The special education hold harmless guarantee was limited to the sum of 80% in 2022 and 75% in 2023 and later, of current year special education program costs plus 100% of special transportation costs plus the tuition adjustment. The annual inflation adjustment used in the calculation of the hold harmless will be reduced by 0.2% per year from 4.4% in 2021 until the inflation adjustment reaches 2.0%.

Coronavirus Aid, Relief, and Economic Security (CARES) Act

Funding provided includes Governor's Emergency Education Relief (GEER) funding totaling \$38.1 million to MDE to be used for technology and summer school programming. Elementary and Secondary School Emergency Relief (ESSER) funding totaling \$140.1 million is 90% allocated based on 2020 Title I, part A allocations and 9.5% is allocated as grants, with the remaining 0.5% available for administration. Child Nutrition Grants to States funding totaled \$160.3 million. ESSER and GEER funds are eligible for spending through September 30, 2022.

Coronavirus Response and Relief Supplemental Appropriations (CRRSA) Act

The CRRSA Act was signed into law on December 27, 2020, and provided an additional \$2.75 billion for the Emergency Assistance for Nonpublic School Fund (EANS Fund) of which \$41,697,717 was awarded to Minnesota. Funds are eligible for spending through September 30, 2023.

American Rescue Plan (ARP) Act

The ARP Act was signed into law on March 11, 2021, and focuses on returning to, and maintaining, safe in-person learning for all students.

The ARP includes \$1.3 billion for E-12 education in ESSER funds for Minnesota to help schools returning to, and maintaining, safe in-person learning for all students. Per the federal law, 90% of these funds have been allocated to eligible districts and charter schools. 9.5% of these funds are for flexible use by each state education agency to create a plan to meet the needs of students. Funds are eligible for spending through September 30, 2024.

Property Tax Bill

Effective for taxes payable in 2018, there will be a property tax credit on all property classified as agricultural. The credit will be equal to 40% of the tax on the property attributable to school district bonded debt levies. The credit is increased to 50% for taxes payable in 2020, 55% for taxes payable in 2021, 60% for taxes payable in 2022, and 70% for taxes payable in 2023 and thereafter. Estimated property tax relief totals \$10.9 million for pay 2020, \$18.2 million for pay 2021, and \$27.2 million for pay 2022.

**Independent School District No. 656
Legislative Summary**

Voluntary Prekindergarten (VPK)/School Readiness Plus

For 2022 and 2023 only, the 4,000 seats currently expiring after 2021 will continue to be funded.

Pension Bill

Augmentation has been eliminated for TRA members after December 31, 2017, and early retirement subsidies have been phased out.

Post-retirement cost of living adjustments (COLAs) have been reduced –

- 1) TRA – lowers the COLA from 2% to 1% for five years; then the rate will increase by 0.1% each year until it reaches 1.5%
- 2) PERA – the increase will be 50% of the increase for Social Security announced January 1, but not less than 0.5% or more than 1.5%
- 3) Defers commencement of COLA for early retirees

The rate of interest paid on refunds of employee contributions to former employees has been reduced from 4% to 3%. TRA required contributions have increased to 7.75% for employees effective for fiscal year 2024. Required employer contributions will increase 0.21% for fiscal year 2019 to fiscal year 2023 and 0.2% in fiscal year 2024 until a required contribution rate of 8.75% is reached. Pension adjustment revenue will increase to match the required contribution increases.

Independent School District No. 656 Emerging Issues

Executive Summary

The following is an executive summary of financial related updates to assist you in staying current on emerging issues in accounting and finance. This summary will give you a preview of the new standards that have been recently issued and what is on the horizon for the near future. The most recent and significant updates include:

- **Accounting Standard Update – GASB Statement No. 96 – Subscription-Based Information Technology Arrangements**
GASB has issued GASB Statement No. 96 relating to accounting and financial reporting for subscription-based information technology arrangements. The requirements of this Statement will improve financial reporting by establishing a definition for subscription-based information technology arrangements and providing uniform guidance for accounting and financial reporting for transactions that meet that definition.
- **Accounting Standard Update – GASB Statement No. 100 – Accounting Changes and Error Corrections**
GASB has issued GASB Statement No. 100 relating to accounting and financial reporting for accounting changes and error corrections. The requirements of this Statement will improve the clarity of the accounting and financial reporting requirements for accounting changes and error corrections, which will result in greater consistency in application in practice. In turn, more understandable, reliable, relevant, consistent, and comparable information will be provided to financial statement users for making decisions or assessing accountability.
- **Accounting Standard Update – GASB Statement No. 101 – Compensated Absences**
GASB has issued GASB Statement No. 101 relating to accounting and financial reporting for compensated absences. The unified recognition and measurement model in this Statement will result in a liability for compensated absences that more appropriately reflects when a government incurs an obligation. In addition, the model can be applied consistently to any type of compensated absence and will eliminate potential comparability issues between governments that offer different types of leave.

The following are extensive summaries of the current updates. As your continued business partner, we are committed to keeping you informed of new and emerging issues. We are happy to discuss these issues with you further and their applicability to your District.

Accounting Standard Update – GASB Statement No. 96 – *Subscription-Based Information Technology Arrangements*

This Statement provides guidance on the accounting and financial reporting for subscription-based information technology arrangements (SBITAs) for government end users (governments). This Statement (1) defines a SBITA; (2) establishes that a SBITA results in a right-to-use subscription asset – an intangible asset – and a corresponding subscription liability; (3) provides the capitalization criteria for outlays other than subscription payments, including implementation costs of a SBITA; and (4) requires note disclosures regarding a SBITA. To the extent relevant, the standards for SBITAs are based on the standards established in Statement No. 87, Leases, as amended.

Independent School District No. 656
Emerging Issues

Accounting Standard Update – GASB Statement No. 96 – *Subscription-Based Information Technology Arrangements (Continued)*

A SBITA is defined as a contract that conveys control of the right to use another party's (a SBITA vendor's) information technology (IT) software, alone or in combination with tangible capital assets (the underlying IT assets), as specified in the contract for a period of time in an exchange or exchange-like transaction.

The subscription term includes the period during which a government has a noncancellable right to use the underlying IT assets. The subscription term also includes periods covered by an option to extend (if it is reasonably certain that the government or SBITA vendor will exercise that option) or to terminate (if it is reasonably certain that the government or SBITA vendor will not exercise that option).

Under this Statement, a government generally should recognize a right-to-use subscription asset – an intangible asset – and a corresponding subscription liability. A government should recognize the subscription liability at the commencement of the subscription term, – which is when the subscription asset is placed into service. The subscription liability should be initially measured at the present value of subscription payments expected to be made during the subscription term. Future subscription payments should be discounted using the interest rate the SBITA vendor charges the government, which may be implicit, or the government's incremental borrowing rate if the interest rate is not readily determinable. A government should recognize amortization of the discount on the subscription liability as an outflow of resources (for example, interest expense) in subsequent financial reporting periods.

The subscription asset should be initially measured as the sum of (1) the initial subscription liability amount, (2) payments made to the SBITA vendor before commencement of the subscription term, and (3) capitalizable implementation costs, less any incentives received from the SBITA vendor at or before the commencement of the subscription term. A government should recognize amortization of the subscription asset as an outflow of resources over the subscription term.

Activities associated with a SBITA, other than making subscription payments, should be grouped into the following three stages, and their costs should be accounted for accordingly:

- Preliminary Project Stage, including activities such as evaluating alternatives, determining needed technology, and selecting a SBITA vendor. Outlays in this stage should be expensed as incurred.
- Initial Implementation Stage, including all ancillary charges necessary to place the subscription asset into service. Outlays in this stage generally should be capitalized as an addition to the subscription asset.
- Operation and Additional Implementation Stage, including activities such as subsequent implementation activities, maintenance, and other activities for a government's ongoing operations related to a SBITA. Outlays in this stage should be expensed as incurred unless they meet specific capitalization criteria.

In classifying certain outlays into the appropriate stage, the nature of the activity should be the determining factor. Training costs should be expensed as incurred, regardless of the stage in which they are incurred.

Independent School District No. 656
Emerging Issues

Accounting Standard Update – GASB Statement No. 96 – *Subscription-Based Information Technology Arrangements (Continued)*

If a SBITA contract contains multiple components, a government should account for each component as a separate SBITA or nonsubscription component and allocate the contract price to the different components. If it is not practicable to determine a best estimate for price allocation for some or all components in the contract, a government should account for those components as a single SBITA.

This Statement provides an exception for short-term SBITAs. Short-term SBITAs have a maximum possible term under the SBITA contract of 12 months (or less), including any options to extend, regardless of their probability of being exercised. Subscription payments for short-term SBITAs should be recognized as outflows of resources.

This Statement requires a government to disclose descriptive information about its SBITAs other than short-term SBITAs, such as the amount of the subscription asset, accumulated amortization, other payments not included in the measurement of a subscription liability, principal and interest requirements for the subscription liability, and other essential information.

GASB Statement No. 96 is effective for reporting periods beginning after June 15, 2022. Earlier application is encouraged.

Information provided above was obtained from www.gasb.org.

Accounting Standard Update – GASB Statement No. 100 – *Accounting Changes and Error Corrections – an Amendment of GASB Statement No. 62*

The primary objective of this Statement is to enhance accounting and financial reporting requirements for accounting changes and error corrections to provide more understandable, reliable, relevant, consistent, and comparable information for making decisions or assessing accountability.

This Statement defines accounting changes as changes in accounting principles, changes in accounting estimates, and changes to or within the financial reporting entity and describes the transactions or other events that constitute those changes. As part of those descriptions, for (1) certain changes in accounting principles and (2) certain changes in accounting estimates that result from a change in measurement methodology, a new principle or methodology should be justified on the basis that it is preferable to the principle or methodology used before the change. That preferability should be based on the qualitative characteristics of financial reporting – understandability, reliability, relevance, timeliness, consistency, and comparability. This Statement also addresses corrections of errors in previously issued financial statements.

This Statement prescribes the accounting and financial reporting for (1) each type of accounting change and (2) error corrections. This Statement requires that (a) changes in accounting principles and error corrections be reported retroactively by restating prior periods, (b) changes to or within the financial reporting entity be reported by adjusting beginning balances of the current period, and (c) changes in accounting estimates be reported prospectively by recognizing the change in the current period. The requirements of this Statement for changes in accounting principles apply to the implementation of a new pronouncement in absence of specific transition provisions in the new pronouncement.

Independent School District No. 656
Emerging Issues

Accounting Standard Update – GASB Statement No. 100 – *Accounting Changes and Error Corrections – an Amendment of GASB Statement No. 62 (Continued)*

This Statement also requires that the aggregate amount of adjustments to and restatements of beginning net position, fund balance, or fund net position, as applicable, be displayed by reporting unit in the financial statements.

This Statement requires disclosure in notes to financial statements of descriptive information about accounting changes and error corrections, such as their nature. In addition, information about the quantitative effects on beginning balances of each accounting change and error correction should be disclosed by reporting unit in a tabular format to reconcile beginning balances as previously reported to beginning balances as restated.

Furthermore, this Statement addresses how information that is affected by a change in accounting principle or error correction should be presented in required supplementary information (RSI) and supplementary information (SI). For periods that are earlier than those included in the basic financial statements, information presented in RSI or SI should be restated for error corrections, if practicable, but not for changes in accounting principles.

GASB Statement No. 100 is effective for reporting periods beginning after June 15, 2023. Earlier application is encouraged.

Information provided above was obtained from www.gasb.org.

Accounting Standard Update – GASB Statement No. 101 – *Compensated Absences*

The objective of this Statement is to better meet the information needs of financial statement users by updating the recognition and measurement guidance for compensated absences. That objective is achieved by aligning the recognition and measurement guidance under a unified model and by amending certain previously required disclosures.

This Statement requires that liabilities for compensated absences be recognized for (1) leave that has not been used and (2) leave that has been used but not yet paid in cash or settled through noncash means. A liability should be recognized for leave that has not been used if (a) the leave is attributable to services already rendered, (b) the leave accumulates, and (c) the leave is more likely than not to be used for time off or otherwise paid in cash or settled through noncash means. Leave is attributable to services already rendered when an employee has performed the services required to earn the leave. Leave that accumulates is carried forward from the reporting period in which it is earned to a future reporting period during which it may be used for time off or otherwise paid or settled. In estimating the leave that is more likely than not to be used or otherwise paid or settled, a government should consider relevant factors such as employment policies related to compensated absences and historical information about the use or payment of compensated absences. However, leave that is more likely than not to be settled through conversion to defined benefit postemployment benefits should not be included in a liability for compensated absences.

Independent School District No. 656
Emerging Issues

Accounting Standard Update – GASB Statement No. 101 – *Compensated Absences* (Continued)

This Statement requires that a liability for certain types of compensated absences – including parental leave, military leave, and jury duty leave – not be recognized until the leave commences. This Statement also requires that a liability for specific types of compensated absences not be recognized until the leave is used.

This Statement also establishes guidance for measuring a liability for leave that has not been used, generally using an employee's pay rate as of the date of the financial statements. A liability for leave that has been used but not yet paid or settled should be measured at the amount of the cash payment or noncash settlement to be made. Certain salary-related payments that are directly and incrementally associated with payments for leave also should be included in the measurement of the liabilities.

With respect to financial statements prepared using the current financial resources measurement focus, this Statement requires that expenditures be recognized for the amount that normally would be liquidated with expendable available financial resources.

This Statement amends the existing requirement to disclose the gross increases and decreases in a liability for compensated absences to allow governments to disclose only the net change in the liability (as long as they identify it as a net change). In addition, governments are no longer required to disclose which governmental funds typically have been used to liquidate the liability for compensated absences.

GASB Statement No. 100 is effective for reporting periods beginning after December 15, 2023. Earlier application is encouraged.

Information provided above was obtained from www.gasb.org.

**Independent School District No. 656
Faribault, Minnesota**

Basic Financial Statements

June 30, 2022

PRELIMINARY



**Independent School District No. 656
Table of Contents**

Board of Education and Administration	1
Independent Auditor's Report	2
Management's Discussion and Analysis	5
Basic Financial Statements	
Government-Wide Financial Statements	
Statement of Net Position	20
Statement of Activities	21
Fund Financial Statements	
Balance Sheet – Governmental Funds	22
Reconciliation of the Balance Sheet to the Statement of Net Position – Governmental Funds	25
Statement of Revenues, Expenditures, and Changes in Fund Balances – Governmental Funds	26
Reconciliation of the Statement of Revenues, Expenditures, and Changes in Fund Balances to the Statement of Activities – Governmental Funds	28
Statement of Revenues, Expenditures, and Changes in Fund Balances – Budget and Actual – General Fund	29
Statement of Revenues, Expenditures, and Changes in Fund Balances – Budget and Actual – Food Service Special Revenue Fund	30
Statement of Revenues, Expenditures, and Changes in Fund Balances – Budget and Actual – Community Service Special Revenue Fund	31
Statement of Net Position – Proprietary Funds	32
Statement of Revenues, Expenses, and Changes in Fund Net Position – Proprietary Funds	33
Statement of Cash Flows – Proprietary Funds	34
Statement of Fiduciary Net Position	35
Statement of Changes in Fiduciary Net Position	35
Notes to Basic Financial Statements	37
Required Supplementary Information	
Schedule of Changes in Net OPEB Liability and Related Ratios	78
Schedule of Investment Returns – OPEB	80
Schedule of District's and Non-Employer Proportionate Share of Net Pension Liability – General Employees Retirement Fund	81
Schedule of District's and Non-Employer Proportionate Share of Net Pension Liability – TRA Retirement Fund	81
Schedule of District Contributions – General Employees Retirement Fund	82
Schedule of District Contributions – TRA Retirement Fund	82
Notes to the Required Supplementary Information	83

**Independent School District No. 656
Table of Contents**

Supplementary Information

Uniform Financial Accounting and Reporting Standards Compliance Table	92
Schedule of Expenditures of Federal Awards	93
Notes to the Schedule of Expenditures of Federal Awards	94

Report on Internal Control over Financial Reporting and on Compliance and Other Matters Based on an Audit of Basic Financial Statements Performed in Accordance with <i>Government Auditing Standards</i>	95
--	----

Report on Compliance for Each Major Federal Program and on Internal Control Over Compliance Required By the Uniform Guidance	97
---	----

Schedule of Findings and Questioned Costs in Accordance with the Uniform Guidance	100
--	-----

Minnesota Legal Compliance	103
-----------------------------------	-----

**Independent School District No. 656
Board of Education and Administration
June 30, 2022**

<u>Board of Education</u>	<u>Position</u>	<u>Term Expires</u>
Chad Wolff	Chairperson	December 31, 2022
John Bellingham	Vice Chairperson	December 31, 2022
Casie Steeves	Clerk	December 31, 2024
Courtney Cavellier	Treasurer	December 31, 2022
Richard Olson	Director	December 31, 2024
LeeAnn Lechtenberg	Director	December 31, 2022
Jerry Robicheau	Director	December 31, 2024

Administration

Jamie Bente	Superintendent
Scott Gerdes	Director of Finance and Operations

Independent Auditor's Report

To the School Board
Independent School District No. 656
Faribault, Minnesota

Report on the Audit of the Financial Statements

We have audited the financial statements of the governmental activities, each major fund, and the aggregate remaining fund information of Independent School District No. 656, Faribault, Minnesota, as of and for the year ended June 30, 2022, and the related notes to the basic financial statements, which collectively comprise the District's basic financial statements as listed in the Table of Contents.

In our opinion, the accompanying financial statements present fairly, in all material respects, the respective financial position of the governmental activities, each major fund and the aggregate remaining fund information of Independent School District No. 656, Faribault, Minnesota, as of June 30, 2022, and the respective changes in financial position and, where applicable, cash flows thereof, and the respective budgetary comparison for the General Fund, Food Service Special Revenue Fund, and Community Service Special Revenue Fund for the year then ended in accordance with accounting principles generally accepted in the United States of America.

Basis for Opinions

We conducted our audit in accordance with auditing standards generally accepted in the United States of America (GAAS) and the standards applicable to financial audits contained in *Government Auditing Standards*, issued by the Comptroller General of the United States. Our responsibilities under those standards are further described in the Auditor's Responsibilities for the Audit of the Financial Statements section of our report. We are required to be independent of Independent School District No. 656 and to meet our other ethical responsibilities, in accordance with the relevant ethical requirements relating to our audit. We believe that the audit evidence we have obtained is sufficient and appropriate to provide a basis for our audit opinions.

Emphasis of Matter – Implementation of GASB 87

The District has adopted new accounting guidance, Governmental Accounting Standards Board (GASB) Statement No. 87, *Leases*. Our opinion is not modified with respect to this matter.

Responsibilities of Management for the Financial Statements

The management of Independent School District No. 656 is responsible for the preparation and fair presentation of the financial statements in accordance with accounting principles generally accepted in the United States of America, and for the design, implementation, and maintenance of internal control relevant to the preparation and fair presentation of financial statements that are free from material misstatement, whether due to fraud or error.

In preparing the financial statements, management is required to evaluate whether there are conditions or events, considered in the aggregate, which raise substantial doubt about the District's ability to continue as a going concern for one year beyond the financial statement date, including any currently known information that may raise substantial doubt shortly thereafter.

Auditor's Responsibilities for the Audit of the Financial Statements

Our objectives are to obtain reasonable assurance about whether the financial statements as a whole are free from material misstatement, whether due to fraud or error, and to issue an auditor's report that includes our opinions. Reasonable assurance is a high level of assurance but is not absolute assurance and therefore is not a guarantee that an audit conducted in accordance with GAAS and *Government Auditing Standards* will always detect a material misstatement when it exists. The risk of not detecting a material misstatement resulting from fraud is higher than for one resulting from error, as fraud may involve collusion, forgery, intentional omissions, misrepresentations, or the override of internal control. Misstatements are considered material if there is a substantial likelihood that, individually or in the aggregate, they would influence the judgment made by a reasonable user based on the financial statements.

In performing an audit in accordance with GAAS and *Government Auditing Standards*, we:

- Exercise professional judgment and maintain professional skepticism throughout the audit.
- Identify and assess the risks of material misstatement of the financial statements, whether due to fraud or error, and design and perform audit procedures responsive to those risks. Such procedures include examining, on a test basis, evidence regarding the amounts and disclosures in the financial statements.
- Obtain an understanding of internal control relevant to the audit in order to design audit procedures that are appropriate in the circumstances, but not for the purpose of expressing an opinion on the effectiveness of the District's internal control. Accordingly, no such opinion is expressed.
- Evaluate the appropriateness of accounting policies used and the reasonableness of significant accounting estimates made by management, as well as evaluate the overall presentation of the financial statements.
- Conclude whether, in our judgment, there are conditions or events, considered in the aggregate, which raise substantial doubt about the District's ability to continue as a going concern for a reasonable period of time.

We are required to communicate with those charged with governance regarding, among other matters, the planned scope and timing of the audit, significant audit findings, and certain internal control-related matters that we identified during the audit.

Required Supplementary Information

Accounting principles generally accepted in the United States of America require that the Management's Discussion and Analysis, which follows this report letter, and Required Supplementary information as listed in the Table of Contents be presented to supplement the basic financial statements. Such information is the responsibility of management and, although not a part of the basic financial statements, is required by the GASB, who considers it to be an essential part of financial reporting for placing the basic financial statements in an appropriate operational, economic, or historical context. We have applied certain limited procedures to the Required Supplementary Information in accordance with auditing standards generally accepted in the United States of America, which consisted of inquiries of management about the methods of preparing the information and comparing the information for consistency with management's responses to our inquiries, the basic financial statements, and other knowledge we obtained during our audit of the basic financial statements. We do not express an opinion or provide any assurance on the information because the limited procedures do not provide us with sufficient evidence to express an opinion or provide any assurance.

Supplementary Information

Our audit was conducted for the purpose of forming opinions on the financial statements that collectively comprise the District's basic financial statements. The accompanying supplementary information identified in the Table of Contents is presented for purposes of additional analysis and is not a required part of the basic financial statements. The Schedule of Expenditures of Federal Awards is presented for purposes of additional analysis as required by Title 2 U.S. *Code of Federal Regulations* (CFR) Part 200, *Uniform Administrative Requirements, Cost Principles, and Audit Requirements for Federal Awards* and is also not a required part of the basic financial statements.

Such information is the responsibility of management and was derived from and relates directly to the underlying accounting and other records used to prepare the basic financial statements. The information has been subjected to the auditing procedures applied in the audit of the basic financial statements and certain additional procedures, including comparing and reconciling such information directly to the underlying accounting and other records used to prepare the basic financial statements or to the basic financial statements themselves, and other additional procedures in accordance with auditing standards generally accepted in the United States of America. In our opinion, the accompanying supplementary information and the Schedule of Expenditures of Federal Awards is/are fairly stated, in all material respects, in relation to the basic financial statements as a whole.

Other Reporting Required by *Government Auditing Standards*

In accordance with *Government Auditing Standards*, we have also issued our report dated October 13, 2022, on our consideration of the District's internal control over financial reporting and our tests of its compliance with certain provisions of laws, regulations, contracts and grant agreements, and other matters. The purpose of that report is solely to describe the scope of our testing of internal control over financial reporting and compliance and the results of that testing, and not to provide an opinion on the effectiveness of internal control over financial reporting or on compliance. That report is an integral part of an audit performed in accordance with *Government Auditing Standards* in considering the District's internal control over financial reporting and compliance.

St. Cloud, Minnesota
October 13, 2022

Management's Discussion and Analysis

(CLIENT PROVIDED DOCUMENT)

PRELIMINARY

PRELIMINARY

BASIC FINANCIAL STATEMENTS

Independent School District No. 656
Statement of Net Position
June 30, 2022

	Governmental Activities
Assets	
Cash and investments	\$ 15,641,904
Current property taxes receivable	5,003,109
Delinquent property taxes receivable	53,142
Accounts receivable	101,990
Due from Department of Education	4,746,983
Due from Federal Government through Department of Education	2,721,201
Due from other Minnesota school districts	389,756
Due from Federal Government	50,324
Due from other governmental units	53,694
Prepaid items	43,056
Capital assets	
Capital assets not being depreciated/amortized	
Land	1,913,554
Construction in progress	60,908
Capital assets being depreciated/amortized (net of depreciation)	
Land improvements	5,309,401
Buildings	44,729,783
Equipment	1,885,937
Total assets	<u>82,704,742</u>
Deferred Outflows of Resources	
Deferred outflows of resources related to pensions	12,990,522
Deferred outflows of resources related to other post employment benefits	614,920
Total deferred outflows of resources	<u>13,605,442</u>
 Total assets and deferred outflows of resources	 <u>\$ 96,310,184</u>
Liabilities	
Accounts payable	\$ 737,543
Salaries and benefits payable	5,424,738
Interest payable	103,194
Due to other Minnesota school districts	259,337
Due to other governmental units	8,701
Unearned revenue	49,916
Bond principal payable, net of premiums	
Payable within one year	2,130,000
Payable after one year	3,571,188
Certificate of Participation	
Payable within one year	155,000
Payable after one year	3,530,000
Lease liability	
Payable within one year	51,285
Payable after one year	205,081
Finance purchases from direct borrowing	
Payable within one year	424,008
Payable after one year	1,878,527
Compensated absences payable	
Payable within one year	195,438
Payable after one year	1,330,153
Net pension liability	21,644,851
Net other post employment benefit (OPEB) liability	2,236,839
Total liabilities	<u>43,935,799</u>
Deferred Inflows of Resources	
Property taxes levied for subsequent year's expenditures	10,117,049
Deferred inflows of resources related to OPEB	2,168,145
Deferred inflows of resources related to pensions	35,428,416
Total deferred inflows of resources	<u>47,713,610</u>
Net Position	
Net investment in capital assets	43,320,100
Restricted	
Debt service	454,126
Other purposes	3,132,546
Unrestricted	(42,245,997)
Total net position	<u>4,660,775</u>
 Total liabilities, deferred inflows of resources, and net position	 <u>\$ 96,310,184</u>

Independent School District No. 656
Statement of Activities
Year Ended June 30, 2022

Functions/Programs	Expenses	Program Revenues		Capital Grants and Contributions	Governmental Activities	Net (Expense) Revenues and Changes in Net Position
		Charges for Services	Grants and Contributions			
Governmental activities						
Administration	\$ 2,032,367	\$ -	\$ -	\$ -	\$ (2,032,367)	
District support services	2,000,596	613	-	-	(1,999,983)	
Elementary and secondary regular instruction	26,607,936	248,174	15,101,490	30,286	(11,227,986)	
Vocational education instruction	509,049	-	-	-	(509,049)	
Special education instruction	11,852,459	447,129	8,422,282	-	(2,983,048)	
Instructional support services	4,005,987	92,445	1,057,721	236,388	(2,619,433)	
Pupil support services	6,614,102	7,139	761,211	-	(5,845,752)	
Sites and buildings	5,022,266	339,573	500	371,971	(4,310,222)	
Fiscal and other fixed cost programs	213,881	-	-	-	(213,881)	
Food service	2,274,646	200,520	3,034,737	-	960,611	
Community education and services	3,229,781	1,072,227	1,908,216	-	(249,338)	
Interest and fiscal charges on long-term debt	282,187	-	-	-	(282,187)	
Total governmental activities	\$ 64,645,257	\$ 2,407,820	\$ 30,286,157	\$ 638,645	(31,312,635)	
General revenues						
Taxes						
Property taxes, levied for general purposes					7,614,206	
Property taxes, levied for community service					362,966	
Property taxes, levied for debt service					2,049,626	
State aid-formula grants					24,371,310	
Other general revenues					97,612	
Investment income					49,744	
Total general revenues					<u>34,545,464</u>	
Change in net position					3,232,829	
Net position - beginning					<u>1,427,946</u>	
Net position - ending					<u>\$ 4,660,775</u>	

Independent School District No. 656
Balance Sheet - Governmental Funds
June 30, 2021

	General	Food Service	Community Service	Debt Service
Assets				
Cash and investments	\$ 9,717,186	\$ 1,634,485	\$ 930,176	\$ 1,622,140
Current property taxes receivable	3,709,785	-	172,667	1,120,657
Delinquent property taxes receivable	37,859	-	2,138	13,145
Accounts receivable	65,647	50	36,293	-
Due from Department of Education	4,445,668	209	281,456	19,650
Due from Federal Government through Department of Education	2,563,196	32,715	125,290	-
Due from federal government	50,324	-	-	-
Due from other Minnesota school districts	371,396	15,421	2,939	-
Due from other governmental units	8,500	-	45,194	-
Prepaid items	43,056	-	-	-
Total assets	<u>\$ 21,012,617</u>	<u>\$ 1,682,880</u>	<u>\$ 1,596,153</u>	<u>\$ 2,775,592</u>
Liabilities				
Accounts payable	\$ 319,084	\$ 48,352	\$ 44,869	\$ -
Salaries and benefits payable	5,290,784	-	133,954	-
Due to other Minnesota school districts	259,337	-	-	-
Due to other governmental units	8,701	-	-	-
Unearned revenue	2,137	28,088	19,691	-
Total liabilities	<u>5,880,043</u>	<u>76,440</u>	<u>198,514</u>	<u>-</u>
Deferred Inflows of Resources				
Unavailable revenue - delinquent property taxes	37,859	-	2,138	13,145
Property taxes levied for subsequent year's expenditures	7,526,769	-	372,008	2,218,272
Total deferred inflows of resources	<u>7,564,628</u>	<u>-</u>	<u>374,146</u>	<u>2,231,417</u>
Fund Balances				
Nonspendable	43,056	-	-	-
Restricted	500,475	1,606,440	1,023,493	544,175
Assigned	318,827	-	-	-
Unassigned	6,705,588	-	-	-
Total fund balances	<u>7,567,946</u>	<u>1,606,440</u>	<u>1,023,493</u>	<u>544,175</u>
Total liabilities, deferred inflows of resources, and fund balances	<u>\$ 21,012,617</u>	<u>\$ 1,682,880</u>	<u>\$ 1,596,153</u>	<u>\$ 2,775,592</u>

<u>Building Construction</u>	<u>Total Governmental Funds</u>
\$ 1,212,480	\$ 15,116,467
-	5,003,109
-	53,142
-	101,990
-	4,746,983
-	2,721,201
-	50,324
-	389,756
-	53,694
-	43,056
<u>\$ 1,212,480</u>	<u>\$ 28,279,722</u>
\$ 154,042	\$ 566,347
-	5,424,738
-	259,337
-	8,701
-	49,916
<u>154,042</u>	<u>6,309,039</u>
-	53,142
-	10,117,049
<u>-</u>	<u>10,170,191</u>
-	43,056
1,058,438	4,733,021
-	318,827
-	6,705,588
<u>1,058,438</u>	<u>11,800,492</u>
<u>\$ 1,212,480</u>	<u>\$ 28,279,722</u>

PRELIMINARY

(THIS PAGE LEFT BLANK INTENTIONALLY)

Independent School District No. 656
Reconciliation of the Balance Sheet to
the Statement of Net Position - Governmental Funds
June 30, 2022

Total fund balances - governmental funds	\$ 11,800,492
Amounts reported for governmental activities in the Statement of Net Position are different because:	
Capital assets used in governmental activities are not current financial resources and, therefore, are not reported as assets in governmental funds.	
Cost of capital assets	105,954,034
Less accumulated depreciation/amortization	(52,054,451)
Long-term liabilities, including bonds payable, are not due and payable in the current period and, therefore, are not reported as liabilities in the funds.	
Long-term liabilities at year-end consist of:	
Bond principal payable, net of premiums	(5,701,188)
Certificate of participation	(3,685,000)
Lease liability	(256,366)
Finance purchase from direct borrowing	(2,302,535)
Compensated absences payable	(1,525,591)
Net OPEB liability	(2,236,839)
Net pension liability	(21,644,851)
Deferred outflows of resources and deferred inflows of resources are created as a result of differences in timing and estimates related to pension and OPEB that are not recognized in the governmental funds.	
Deferred outflows of resources related to pensions	12,990,522
Deferred inflows of resources related to pensions	(35,428,416)
Deferred outflows of resources related to OPEB	614,920
Deferred inflows of resources related to OPEB	(2,168,145)
Delinquent property taxes receivable will be collected in subsequent years, but are not available soon enough to pay for the current period's expenditures and, therefore, are deferred in the funds.	
	53,142
The Health Internal Service Fund is used by management to charge the cost of the self-insured plan. The assets and liabilities of the Internal Service Fund are included in governmental activities in the Statement of Net Position and interfund activity is removed.	
	354,241
Governmental funds do not report a liability for accrued interest on bonds and other long-term debt until due and payable.	
	<u>(103,194)</u>
Total net position - governmental activities	<u>\$ 4,660,775</u>

Independent School District No. 656
Statement of Revenues, Expenditures, and
Changes in Fund Balances - Governmental Funds
Year Ended June 30, 2022

	General	Food Service	Community Service	Debt Service
Revenues				
Local property taxes	\$ 7,621,719	\$ -	\$ 363,538	\$ 2,054,401
Other local and county revenues	1,436,413	92,202	1,218,231	4,810
Revenue from state sources	40,291,711	50,257	1,307,897	196,496
Revenue from federal sources	9,745,914	2,984,449	459,023	-
Sales and other conversion of assets	30,110	108,349	-	-
Total revenues	<u>59,125,867</u>	<u>3,235,257</u>	<u>3,348,689</u>	<u>2,255,707</u>
Expenditures				
Current				
Administration	2,128,019	-	-	-
District support services	1,450,585	-	-	-
Elementary and secondary regular instruction	24,968,088	-	-	-
Vocational education instruction	518,247	-	-	-
Special education instruction	12,531,662	-	-	-
Instructional support services	4,078,956	-	-	-
Pupil support services	6,646,598	-	114,459	-
Sites and buildings	4,854,492	-	-	-
Fiscal and other fixed cost programs	213,881	-	-	-
Food service	-	2,193,386	-	-
Community education and services	-	-	3,343,980	-
Capital outlay				
Administration	12,741	-	-	-
District support services	42,308	-	-	-
Elementary and secondary regular instruction	485,287	-	-	-
Special education instruction	24,587	-	-	-
Instructional support services	85,949	-	-	-
Pupil support services	7,221	-	-	-
Sites and buildings	563,715	-	-	-
Food service	-	62,070	-	-
Community education and services	-	-	20,178	-
Debt service				
Principal	595,847	-	-	2,085,000
Interest and fiscal charges	214,434	-	-	168,625
Total expenditures	<u>59,422,617</u>	<u>2,255,456</u>	<u>3,478,617</u>	<u>2,253,625</u>
Excess of revenues over (under) expenditures	(296,750)	979,801	(129,928)	2,082
Other Financing Sources				
Proceeds from Sale of Capital Assets	93,432	-	-	-
Lease proceeds	305,547	-	-	-
Total other financing sources	<u>398,979</u>	<u>-</u>	<u>-</u>	<u>-</u>
Net change in fund balances	102,229	979,801	(129,928)	2,082
Fund Balances				
Beginning of year	<u>7,465,717</u>	<u>626,639</u>	<u>1,153,421</u>	<u>542,093</u>
End of year	<u>\$ 7,567,946</u>	<u>\$ 1,606,440</u>	<u>\$ 1,023,493</u>	<u>\$ 544,175</u>

Building Construction	Total Governmental Funds
\$ -	\$ 10,039,658
14,293	2,765,949
-	41,846,361
-	13,189,386
-	138,459
14,293	67,979,813

-	2,128,019
-	1,450,585
-	24,968,088
-	518,247
-	12,531,662
-	4,078,956
-	6,761,057
180,560	5,035,052
-	213,881
-	2,193,386
-	3,343,980
-	12,741
-	42,308
-	485,287
-	24,587
-	85,949
-	7,221
2,426,173	2,989,888
-	62,070
-	20,178
-	2,680,847
-	383,059
2,606,733	70,017,048

(2,592,440)	(2,037,235)
-	93,432
-	305,547
-	398,979
(2,592,440)	(1,638,256)
3,650,878	13,438,748
\$ 1,058,438	\$ 11,800,492

**Independent School District No. 656
Reconciliation of the Statement of Revenues,
Expenditures, and Changes in Fund Balances to the
Statement of Activities - Governmental Funds
Year Ended June 30, 2022**

Net change in fund balances - total governmental funds \$ (1,638,256)

Amounts reported for governmental activities in the Statement of Activities are different because:

Capital outlays are reported in governmental funds as expenditures. However, in the Statement of Activities, the cost of those assets is allocated over the estimated useful lives.

Capital outlays	2,980,562
Depreciation/amortization expense	(2,690,466)
Disposal of capital assets	(559,696)

Compensated absences are recognized as paid in the governmental funds but recognized as the expense is incurred in the Statement of Activities. (293,746)

Governmental funds recognize pension contributions as expenditures at the time of payment in the funds whereas the Statement of Activities factors in items related to pension on a full accrual perspective. 2,339,427

Governmental funds recognize OPEB contributions as expenditures at the time of payment whereas the Statement of Activities factors in items related to OPEB on a full accrual perspective. 303,550

Principal payments on long-term debt are recognized as expenditures in the governmental funds but as an increase in the net position in the Statement of Activities. 2,680,847

Interest on long-term debt in the Statement of Activities differs from the amount reported in the governmental funds because interest is recognized as an expenditure in the funds when it is due, and thus, requires use of current financial resources. In the Statement of Activities, however, interest expense is recognized as the interest accrues, regardless of when it is due. 48,488

The issuance of long-term debt provides current financial resources to governmental funds and has no effect on net position. These amounts are reported in the governmental funds as a source of financing. These amounts are not shown as revenues in the Statement of Activities, but rather constitute long-term liabilities in the Statement of Net Position. (305,547)

Governmental funds report bond premiums as an other financing source at the time of issuance. Premiums are reported as a liability in the government-wide financial statements and amortized over the life of the bond. 52,384

The self-insured Health Internal Service Fund is used by management to charge the cost of the self-insured plan. The change in net position is reported within the governmental activities in the Statement of Activities. 328,142

Delinquent property taxes receivable will be collected in subsequent years, but are not available soon enough to pay for the current period's expenditures and, therefore, are deferred in the funds. (12,860)

Change in net position - governmental activities \$ 3,232,829

Independent School District No. 656
Statement of Revenues, Expenditures, and
Changes in Fund Balances -
Budget and Actual - General Fund
Year Ended June 30, 2022

	Budgeted Amounts		Actual Amounts	Variance with Final Budget - Over (Under)
	Original	Final		
Revenues				
Local property taxes	\$ 7,438,527	\$ 7,460,545	\$ 7,621,719	\$ 161,174
Other local and county revenues	1,303,280	1,389,859	1,436,413	46,554
Revenue from state sources	39,455,758	40,311,605	40,291,711	(19,894)
Revenue from federal sources	9,762,566	11,197,794	9,745,914	(1,451,880)
Sales and other conversion of assets	10,000	10,000	30,110	20,110
Total revenues	<u>57,970,131</u>	<u>60,369,803</u>	<u>59,125,867</u>	<u>(1,243,936)</u>
Expenditures				
Current				
Administration	2,055,448	2,049,788	2,128,019	78,231
District support services	1,565,218	1,483,968	1,450,585	(33,383)
Elementary and secondary regular instruction	26,578,454	26,701,637	24,968,088	(1,733,549)
Vocational education instruction	559,053	559,053	518,247	(40,806)
Special education instruction	11,677,871	11,876,781	12,531,662	654,881
Instructional support services	3,946,934	4,571,257	4,078,956	(492,301)
Pupil support services	5,535,276	6,793,914	6,646,598	(147,316)
Sites and buildings	4,259,731	4,451,060	4,854,492	403,432
Fiscal and other fixed cost programs	197,007	197,007	213,881	16,874
Capital outlay				
Administration	7,100	16,503	12,741	(3,762)
District support services	15,000	28,332	42,308	13,976
Elementary and secondary regular instruction	520,831	281,014	485,287	204,273
Special education instruction	21,000	42,750	24,587	(18,163)
Instructional support services	103,000	144,000	85,949	(58,051)
Pupil support services	400	6,400	7,221	821
Sites and buildings	436,742	710,320	563,715	(146,605)
Debt service				
Principal	474,078	609,078	595,847	(13,231)
Interest and fiscal charges	95,696	208,898	214,434	5,536
Total expenditures	<u>58,048,839</u>	<u>60,731,760</u>	<u>59,422,617</u>	<u>(1,309,143)</u>
Excess of revenues over (under) expenditures	(78,708)	(361,957)	(296,750)	65,207
Other Financing Sources				
Proceeds from sale of capital assets	-	60,000	93,432	33,432
Lease proceeds	-	-	305,547	305,547
Total other financing sources	<u>-</u>	<u>60,000</u>	<u>398,979</u>	<u>338,979</u>
Net change in fund balances	<u>\$ (78,708)</u>	<u>\$ (301,957)</u>	102,229	<u>\$ 404,186</u>
Fund Balances				
Beginning of year			<u>7,465,717</u>	
End of year			<u>\$ 7,567,946</u>	

Independent School District No. 656
Statement of Revenues, Expenditures, and
Changes in Fund Balances -
Budget and Actual - Food Service Special Revenue Fund
Year Ended June 30, 2022

	Budgeted Amounts		Actual Amounts	Variance with Final Budget - Over (Under)
	Original	Final		
Revenues				
Other local and county revenues	\$ 7,000	\$ 7,000	\$ 92,202	\$ 85,202
Revenue from state sources	-	-	50,257	50,257
Revenue from federal sources	2,416,681	2,896,592	2,984,449	87,857
Sales and other conversion of assets	12,100	12,100	108,349	96,249
Total revenues	<u>2,435,781</u>	<u>2,915,692</u>	<u>3,235,257</u>	<u>319,565</u>
Expenditures				
Current				
Food service	2,235,018	2,349,929	2,193,386	(156,543)
Capital outlay				
Food service	184,650	194,650	62,070	(132,580)
Total expenditures	<u>2,419,668</u>	<u>2,544,579</u>	<u>2,255,456</u>	<u>(289,123)</u>
Net change in fund balances	<u>\$ 16,113</u>	<u>\$ 371,113</u>	979,801	<u>\$ 608,688</u>
Fund Balances				
Beginning of year			<u>626,639</u>	
End of year			<u>\$ 1,606,440</u>	

Independent School District No. 656
Statement of Revenues, Expenditures, and
Changes in Fund Balances -
Budget and Actual - Community Service Special Revenue Fund
Year Ended June 30, 2022

	Budgeted Amounts		Actual Amounts	Variance with Final Budget - Over (Under)
	Original	Final		
Revenues				
Local property taxes	\$ 370,037	\$ 366,911	\$ 363,538	\$ (3,373)
Other local and county revenues	1,196,401	1,240,181	1,218,231	(21,950)
Revenue from state sources	1,276,367	1,337,012	1,307,897	(29,115)
Revenue from federal sources	228,464	425,107	459,023	33,916
Total revenues	<u>3,071,269</u>	<u>3,369,211</u>	<u>3,348,689</u>	<u>(20,522)</u>
Expenditures				
Current				
Pupil support services	124,884	120,370	114,459	(5,911)
Community education and services	2,647,153	3,298,955	3,343,980	45,025
Capital outlay				
Community education and services	5,500	21,341	20,178	(1,163)
Total expenditures	<u>2,777,537</u>	<u>3,440,666</u>	<u>3,478,617</u>	<u>37,951</u>
Net change in fund balances	<u>\$ 293,732</u>	<u>\$ (71,455)</u>	(129,928)	<u>\$ (58,473)</u>
Fund Balances				
Beginning of year			<u>1,153,421</u>	
End of year			<u>\$ 1,023,493</u>	

Independent School District No. 656
Statement of Net Position - Proprietary Funds
As of June 30, 2022

	<u>Governmental Activities - Health Insurance Internal Service Fund</u>
Assets	
Current	
Cash and cash equivalents	\$ 525,437
Liabilities	
Current	
Incurred but not reported claims	\$ 171,196
Net Position	
Unrestricted	354,241
Total liabilities and net position	<u>\$ 525,437</u>

PRELIMINARY

Independent School District No. 656
Statement of Revenues, Expenses, and Changes
in Fund Net Position - Proprietary Funds
Year Ended June 30, 2022

	Governmental Activities - Health Insurance Internal Service Fund
Operating Revenue	
Charges for services	\$ 2,760,650
Operating Expenses	
Insurance	2,432,508
Operating income	328,142
Net Position	
Beginning of year	26,099
End of year	\$ 354,241

Independent School District No. 656
Statement of Cash Flows - Proprietary Funds
Year Ended June 30, 2022

	<u>Governmental Activities - Internal Service Funds</u>
Cash Flows - Operating Activities	
Receipts from District contributions	\$ 2,760,650
Employee claims paid	<u>(2,379,640)</u>
Net cash flows - operating activities	381,010
 Cash and Cash Equivalents	
Beginning of year	<u>144,427</u>
End of year	<u><u>\$ 525,437</u></u>
 Reconciliation of Operating Income to Net Cash Flows - Operating Activities	
Operating income	\$ 328,142
Adjustments to reconcile operating income to net cash flows - operating activities	
Incurred but not reported claims	<u>52,868</u>
Net cash flows - operating activities	<u><u>\$ 381,010</u></u>

**Independent School District No. 656
Statement of Fiduciary Net Position
June 30, 2022**

	OPEB Trust Fund
Assets	
Current	
Investments	
Brokered money markets	\$ 148,636
Mutual funds	2,239,952
Total assets	\$ 2,388,588
Net Position	
Held in Trust for OPEB	\$ 2,388,588

**Statement of Changes in Fiduciary Net Position
Year Ended June 30, 2022**

	OPEB Trust Fund
Additions	
Investment income	\$ (362,226)
Deductions	
Health insurance benefits	123,724
Administration fees	19,167
Total deductions	142,891
Change in net position	(505,117)
Net Position Held in Trust for OPEB	
Beginning of year	2,893,705
End of year	\$ 2,388,588

PRELIMINARY

(THIS PAGE LEFT BLANK INTENTIONALLY)

Independent School District No. 656
Notes to Basic Financial Statements

NOTE 1 – SUMMARY OF SIGNIFICANT ACCOUNTING POLICIES

The District operates under a school board form of government for the purpose of providing educational services to individuals within the District areas. The governing body consists of a seven member board elected by the voters of the District to serve four-year terms.

The accounting policies of the District conform to accounting principles generally accepted in the United States of America as applicable to governmental units. The following is a summary of the more significant policies.

A. Reporting Entity

The basic financial statements present the District and its component units. The District includes all funds, organizations, institutions, agencies, departments, and offices that are not legally separate from such. Component units are legally separate organizations for which the elected officials of the District are financially accountable and are included within the basic financial statements of the District because of the significance of their operational or financial relationships with the District.

The District is considered financially accountable for a component unit if it appoints a voting majority of the organization's governing body and it is able to impose its will on the organization by significantly influencing the programs, projects, activities or level of services performed or provided by the organization, or there is a potential for the organization to provide specific financial benefits to or impose specific financial burdens on, the District.

As a result of applying the component unit definition criteria above, it has been determined the District has no component units.

The student activity accounts of the District are under board control and are reported in the General Fund.

B. Basic Financial Statement Information

The government-wide financial statements (i.e. the Statement of Net Position and the Statement of Activities) display information about the reporting government as a whole. These statements include all the financial activities of the District, except for the fiduciary funds. The fiduciary funds are only reported in the Statement of Fiduciary Net Position and the Statement of Changes in Fiduciary Net Position at the fund financial statement level.

The Statement of Activities demonstrates the degree to which the direct expenses of a given function or segment is offset by program revenues. Direct expenses are those that are clearly identifiable with a specific function or segment. Program revenues include charges to customers or applicants who purchase, use, or directly benefit from goods, services, or privileges provided by a given function or segment and grants and contributions that are restricted to meeting the operational or capital requirements of a particular function or segment. Taxes and other items are not included among program revenues; instead they are properly reported as general revenues.

Independent School District No. 656
Notes to Basic Financial Statements

NOTE 1 – SUMMARY OF SIGNIFICANT ACCOUNTING POLICIES (CONTINUED)

B. Basic Financial Statement Information (Continued)

Depreciation expense that can be specifically identified by function is included in the direct expenses of that function. Interest on general long-term debt is considered an indirect expense and is reported separately in the Statement of Activities. The effect of interfund activity has been removed from these statements.

Separate fund financial statements are provided for governmental funds, proprietary funds, and fiduciary funds, even though the fiduciary funds are excluded from the government-wide statements. Major individual governmental funds are reported as separate columns in the fund financial statements.

The OPEB Trust Fund is presented in the fiduciary fund financial statements. Since by definition these assets are being held for the benefit of a third party (other local governments, private parties, etc.) and cannot be used to address activities or obligations of the District, this Fund is not incorporated into the government-wide statements.

C. Measurement Focus and Basis of Accounting

The accounting and financial reporting treatment applied is determined by its measurement focus and basis of accounting. The government-wide financial statements are reported using the economic resources measurement focus and the accrual basis of accounting, as are the proprietary fund and fiduciary fund financial statements. Revenues are recorded when earned and expenses are recorded when a liability is incurred, regardless of the timing of related cash flows. Governmental fund financial statements are reported using the current financial resources measurement focus and the modified accrual basis of accounting. Under this basis of accounting, transactions are recorded in the following manner.

1. Revenue Recognition

Revenue is recognized when it becomes measurable and available. "Measurable" means the amount of the transaction can be determined and "available" means collectible within the current period or soon enough thereafter to be used to pay liabilities of the current period. Property tax revenue is generally considered as available if collected within 60 days after year-end. State revenue is recognized in the year to which it applies according to *Minnesota Statutes* and accounting principles generally accepted in the United States of America. *Minnesota Statutes* include state aid funding formulas for specific years. Federal revenue is recorded in the year in which the related expenditure is made. Other revenue is considered available if collected within 60 days.

2. Recording of Expenditures

Expenditures are generally recorded when a liability is incurred. The exceptions to this general rule are that interest and principal expenditures in the Debt Service Fund, compensated absences, and claims and judgments are recognized when payment is due.

The District applies restricted resources first when an expenditure is incurred for a purpose for which both restricted and unrestricted fund balances are available. Further, the District applies unrestricted funds in this order if various levels of unrestricted fund balances exist: committed, assigned, and unassigned.

**Independent School District No. 656
Notes to Basic Financial Statements**

NOTE 1 – SUMMARY OF SIGNIFICANT ACCOUNTING POLICIES (CONTINUED)

C. Measurement Focus and Basis of Accounting (Continued)

Description of Funds:

Major Funds:

General Fund – This fund is the basic operating fund of the District and is used to account for all financial resources except those required to be accounted for in another fund.

Food Service Special Revenue Fund – This fund is used to account for food service revenues and expenditures. Local, state, and federal revenues are received in this fund to specifically support the Food Service Program.

Community Service Special Revenue Fund – This fund is used to account for services provided to residents in the areas of community education, school readiness, early childhood and family education, or other similar services. The District receipts property tax and local and state revenues that were received for these specific purposes in this fund.

Debt Service Fund – This fund is used to account for the accumulation of resources for, and payment of, general obligation (G.O.) bond principal, interest, and related costs.

Building Construction Fund – This fund is used to account for financial resources used for the acquisition or construction of major capital facilities authorized by bond issue.

Proprietary Funds:

Health Insurance Internal Service Fund – This fund is used to account for self-insured employee health costs and related stop loss insurance.

Fiduciary Fund:

OPEB Trust Fund – This fund is used to account for financial resources held by the District in a trustee capacity in an irrevocable trust to be used by the District to pay OPEB benefits to employees.

D. Deposits and Investments

Cash and investments include balances from all funds that are combined and invested to the extent available in various securities as authorized by state law. Earnings from the pooled investments are allocated to the individual funds based on the average of month-end cash and investment balances.

The District categorizes its fair value measurements within the fair value hierarchy established by generally accepted accounting principles. The Hierarchy is based on the valuation inputs used to measure the fair value of the asset. Level 1 inputs are quoted prices in active markets for identical assets; Level 2 inputs are significant other observable inputs; Level 3 inputs are significant unobservable inputs. Investments held by investment pools are measured at amortized cost.

Independent School District No. 656
Notes to Basic Financial Statements

NOTE 1 – SUMMARY OF SIGNIFICANT ACCOUNTING POLICIES (CONTINUED)

D. Deposits and Investments (Continued)

The District's total cash and investments are comprised of two major components, each with its own set of legal and contractual provisions as described below.

District Funds Other than OPEB Trust Fund

Cash and investments at June 30, 2022, were comprised of deposits and shares in the Minnesota School District Liquid Asset Fund (MSDLAF), US Treasuries, brokered money markets, mutual funds, MNTrust investment shares portfolio and brokered certificates of deposit. In accordance with GASB Statement No. 79, the various MSDLAF shares are valued at amortized cost, which approximates fair value. There are no restrictions or limitations on withdrawals from the MSDLAF or MNTrust. Investments in the MSDLAF + Max must be deposited for a minimum of 14 calendar days with the exception of direct investments of funds distributed by the State of Minnesota. Withdrawals prior to the 14-day restriction period may be subject to a penalty and there is a 24 hour hold on all requests for redemptions.

Minnesota Statutes requires all deposits be protected by federal deposit insurance, corporate surety bonds, or collateral. The market value of collateral pledged must equal 110% of the deposits not covered by Federal Deposit Insurance Corporation (FDIC) insurance or corporate surety bonds.

Minnesota Statutes authorizes the District to invest in obligations of the U.S. Treasury, agencies, and instrumentalities, shares of investment companies whose only investments are in the aforementioned securities, obligations of the State of Minnesota or its municipalities, bankers' acceptances, future contracts, repurchase, and reverse repurchase agreements, and commercial paper of the highest quality with a maturity of no longer than 270 days.

OPEB Trust Fund

These funds represent investments administered by the District's OPEB Trust Fund investment managers. As of June 30, 2022, they were comprised of brokered money markets and mutual funds. The District's investment policy extends to the OPEB Trust Fund investments.

Minnesota Statutes authorize the OPEB Trust Fund to invest in obligations of the U.S. Treasury, agencies, and instrumentalities, shares of investment companies whose only investments are in the aforementioned securities, obligations of the State of Minnesota or its municipalities, bankers' acceptances, future contracts, corporate bonds, common stock, and foreign stock of the highest quality, mutual funds, repurchase and reverse agreements, commercial paper of the highest quality with a maturity no longer than 270 days and in the State Board of Investments. Investments are stated at fair value.

E. Property Tax Receivable

Current property taxes receivable are recorded for taxes certified the previous December and collectible in the current calendar year, which have not been received by the District. Delinquent property taxes receivable represents uncollected taxes for the past six years, and are deferred and included in the deferred inflows of resources section of the fund financial statements as unavailable revenue because they are not available to finance the operations of the District in the current year.

Independent School District No. 656
Notes to Basic Financial Statements

NOTE 1 – SUMMARY OF SIGNIFICANT ACCOUNTING POLICIES (CONTINUED)

F. Property Taxes Levied for Subsequent Year's Expenditures

Property taxes levied for subsequent year's expenditures consist principally of property taxes levied in the current year which will be collected and recognized as revenue in the District's following year to properly match those revenues with the budgeted expenditures for which they were levied. This amount is equal to the amount levied by the School Board in December 2021, less various components and their related adjustments as mandated by the state. These portions of that levy were recognized as revenue in fiscal year 2022. The remaining portion of the levy will be recognized when measurable and available. Property taxes levied for subsequent year's expenditures are reported as deferred inflows of resources.

G. Prepaid Items

Certain payments to vendors reflect costs applicable to future accounting periods and are recorded as prepaid items in both the government-wide and fund financial statements. Prepaid items are recorded as an expenditure at the time of consumption.

H. Property Taxes

Property tax levies its property tax during the month of December. December 28 is the last day the District can certify a tax levy to the County Auditor. Such taxes become a lien on January 1. The property tax is recorded as revenue when it becomes measurable and available. Rice and Goodhue Counties are the collecting agencies for the levy and remit the collections to the District three times a year. The tax levy notice is mailed in March with the first half of the payment due on May 15 and the second half due on October 15. Delinquent collections for November and December are received the following January.

A portion of property taxes levied is paid by the State of Minnesota through various tax credits, which are included in revenue from state sources in the basic financial statements.

I. Capital Assets

Capital assets are recorded in the government-wide financial statements, but are not reported in the fund financial statements.

Capital assets are defined by the District as assets with an initial individual cost of more than \$5,000 and an estimated useful life in excess of one year. Such assets are capitalized at historical cost, or estimated historical cost for assets where actual historical cost is not available. Donated assets are recorded as capital assets at their acquisition value at the date of donation.

The costs of normal maintenance and repairs that do not add to the value of the assets or materially extend the assets lives are not capitalized.

Capital assets are depreciated using the straight-line method over their estimated useful lives. Since surplus assets are sold for an immaterial amount when declared as no longer needed for public school purpose by the District, no salvage value is taken into consideration for depreciation purpose. Useful lives vary from 20 to 50 years for land improvements and buildings and 3 to 15 years for equipment.

Independent School District No. 656
Notes to Basic Financial Statements

NOTE 1 – SUMMARY OF SIGNIFICANT ACCOUNTING POLICIES (CONTINUED)

I. Capital Assets (Continued)

Capital assets not being depreciated include land and construction in progress. The District does not possess any material amounts of infrastructure capital assets, such as sidewalks and parking lots. Such items are considered to be part of the cost of buildings or other improvable property.

J. Deferred Outflows/Inflows of Resources

In addition to assets, the Statement of Net Position will sometimes report a separate section for deferred outflows of resources. This separate basic financial statement element represents a consumption of net assets that applies to a future period(s) and so will not be recognized as an outflow of resources (expense/expenditure) until that time. The District has two items that qualify for reporting in this category. Deferred outflows of resources related to pensions and OPEB are reported in the government-wide Statement of Net Position. Deferred outflows of resources related to pensions and OPEB are recorded for various estimate differences that will be amortized and recognized over future years.

In addition to liabilities, the Statement of Net Position and fund financial statements will sometimes report a separate section for deferred inflows of resources. This separate financial statement element represents an acquisition of net assets that applies to a future period(s) and so will not be recognized as an inflow of resources (revenue) until that time. The District has four types of items which qualify for reporting in this category. The first item, unavailable revenue from property taxes, arises under a modified accrual basis of accounting and is reported only in the governmental funds Balance Sheet. Delinquent property taxes not collected within 60 days of year-end are deferred and recognized as an inflow of resources in the governmental funds in the period the amounts become available. The second item is property taxes levied for subsequent years, which represent property taxes received or reported as a receivable before the period for which the taxes are levied, and is reported as a deferred inflow of resources in both the government-wide Statement of Net Position and the Governmental Funds Balance Sheet. Property taxes levied for subsequent years are deferred and recognized as an inflow of resources in the government-wide financial statements in the year for which they are levied and in the governmental fund financial statements during the year for which they are levied, if available. The third item is deferred inflows of resources related to pension activity and is recorded on the government-wide Statement of Net Position for various estimate differences that will be amortized and recognized over future years. The fourth item is a deferred inflows of resources related to OPEB and is recorded on the government-wide Statement of Net Position for various estimate differences that will be amortized and recognized over future years.

K. Long-Term Obligations

In the government-wide financial statements, long-term debt and other long-term obligations are reported as liabilities in the applicable governmental activities Statement of Net Position. Bond premiums and discounts are deferred and amortized over the life of the bonds using the straight line method. Bonds payable are reported net of the applicable bond premium or discount.

**Independent School District No. 656
Notes to Basic Financial Statements**

NOTE 1 – SUMMARY OF SIGNIFICANT ACCOUNTING POLICIES (CONTINUED)

K. Long-Term Obligations (Continued)

In the fund financial statements, governmental fund types recognize bond premiums and discounts, as well as bond issuance costs, during the current period. The face amount of debt issued is reported as other financing sources. Premiums received on debt issuances are reported as other financing sources while discounts on debt issuances are reported as other financing uses. Issuance costs, whether or not withheld from the actual debt proceeds received, are reported as debt service expenditures.

L. Compensated Absences

The District compensates substantially all full-time classified employees for vacation benefits at various rates based on length of service. The expenditures for vacation pay are recognized when payment is made.

Substantially all District employees are entitled to sick leave at various rates for each month of full-time service. The District pays clerical, custodial, and educational assistants for one quarter (1/4) of unused sick leave earned, above the maximum accumulation, during the contract year. The District also pays paraprofessionals for one quarter (1/4) of unused paid absence leave earned, above the maximum accumulation during the contract year. The District makes this payment during the month of July each year.

Compensated absences payable also includes severance and early retirement incentives that are calculated based on unused sick leave days. The District maintains various severance payment plans for its employee groups. Each employee group plan contains benefit formulas based on years of service and/or minimum age requirements. For substantially all employees, early retirement incentive benefits are eliminated if retirement occurs at the normal retirement age of 65 as specified in their contracts. In addition, certain bargaining unit members are eligible to be compensated for unused accumulated sick leave upon termination subject to certain conditions.

The District has recorded a liability for accrued convertible sick leave based on the sick leave accumulated at June 30, 2022 by employees currently eligible to receive termination payments, as well as other employees who are expected to become eligible in the future to receive such payments. Under this "vesting method", accruals for those employees expected to become eligible in the future are based on assumptions concerning the probability that the employees will become eligible to receive termination payments (vest) at some point in the future. The District's policy is to record a liability for the teachers lump sum payment for those individuals that are eligible to receive the payments.

M. Pensions

For purposes of measuring the net pension liability, deferred outflows/inflows of resources, and pension expense, information about the fiduciary net position of the Public Employees Retirement Association (PERA) and Teachers Retirement Association (TRA), and additions to/deductions from PERA's and TRA's fiduciary net position have been determined on the same basis as they are reported by PERA and TRA. For this purpose, plan contributions are recognized as of employer payroll paid dates and benefit payments and refunds are recognized when due and payable in accordance with the benefit terms. Investments are reported at fair value.

Independent School District No. 656
Notes to Basic Financial Statements

NOTE 1 – SUMMARY OF SIGNIFICANT ACCOUNTING POLICIES (CONTINUED)

M. Pensions (Continued)

TRA has a special funding situation created by direct aid contributions made by the State of Minnesota, City of Minneapolis, and Minneapolis School District. The direct aid is a result of the merger of the Minneapolis Teachers Retirement Fund Association merger into TRA in 2006. A second direct aid source is from the State of Minnesota for the merger of the Duluth Teacher's Retirement Fund Association (DTRFA) in 2015.

N. Postemployment Benefits Other Than Pensions (OPEB)

For purposes of measuring the net OPEB liability, deferred outflows of resources and deferred inflows of resources related to OPEB, and OPEB expense, information about the fiduciary net position of the District and additions to/deductions from the District's fiduciary net position have been determined on the same basis as they are reported by the District. For this purpose, the District recognizes benefit payments when due and payable in accordance with the benefit terms. Investments are reported at fair value, except for money market investments and participating interest-earning investment contracts that have a maturity at the time of purchase of one year or less, which are reported at cost.

O. Fund Equity

In the fund financial statements, governmental funds report fund classifications that comprise a hierarchy based primarily on the extent to which the District is bound to honor constraints on the specific purpose for which amounts in those funds can be spent.

- **Nonspendable Fund Balances** – These are amounts that cannot be spent because they are not in spendable form as they are legally or contractually required to be maintained intact and include amounts set aside for inventory and prepaid items.
- **Restricted Fund Balances** – These amounts are subject to externally enforceable legal restrictions by either a) creditors, grantors, contributors, or laws or regulations of other governments or b) imposed by law through enabling legislation.
- **Committed Fund Balances** – These amounts are comprised of unrestricted funds used for specific purposes pursuant to constraints imposed by formal action of the School Board and that remain binding unless removed by the School Board by subsequent formal action.
- **Assigned Fund Balances** – Amounts that are constrained by the District's intent to be used for specific purposes but are neither restricted nor committed are classified as assigned fund balances. The School Board delegates the Superintendent and the Director of Finance and Operations the power to assign balances for specific purposes.
- **Unassigned Fund Balances** – These are amounts that have not been restricted, committed, or assigned to a specific purpose in the General Fund. Other funds may also report a negative unassigned fund balance if the total nonspendable, restricted, and committed fund balances exceed the total net resources of that fund.

Independent School District No. 656
Notes to Basic Financial Statements

NOTE 1 – SUMMARY OF SIGNIFICANT ACCOUNTING POLICIES (CONTINUED)

O. Fund Equity (Continued)

The District has a minimum fund balance policy, which identifies a minimum unassigned General Fund balance of 9.5% of the annual budgeted expenditures excluding Long Term Facilities Maintenance and Student Activity Account expenditures.

P. Net Position

Net position represents the difference between assets and deferred outflows of resources; and liabilities and deferred inflows of resources in the government-wide financial statements. Net investment in capital assets consists of capital assets, net of accumulated depreciation, reduced by the outstanding balance of any long-term debt used to build or acquire the capital assets. Net position is reported as restricted in the government-wide financial statement when there are limitations on their use through external restrictions imposed by creditors, grantors, or laws or regulations of other governments.

Q. Use of Estimates

The preparation of basic financial statements in conformity with accounting principles generally accepted in the United States of America requires management to make estimates and assumptions that affect the reported amounts of assets and liabilities and disclosure of contingent assets and liabilities at the date of the basic financial statements. Estimates also affect the reported amounts of revenue and expenditures/expense during the reporting period. Actual results could differ from those estimates.

R. Budgetary Information

The District follows these procedures in establishing the budgetary data reflected in the basic financial statements:

1. Prior to July 1, the School Superintendent submits to the School Board, a proposed operating budget for the year commencing the following July 1. The operating budget includes proposed expenditures and the means of financing them.
2. The Superintendent is authorized to transfer budgeted amounts between departments within any fund; however, any revisions that alter the total expenditures of any fund must be approved by the School Board.
3. Formal budgetary integration is employed as a management control device during the year for the General, Special Revenue, Capital Projects, and Debt Service Funds.
4. Budgets for the General, Special Revenue, Capital Projects, and Debt Service Funds are adopted on a basis consistent with accounting principles generally accepted in the United States of America.
5. Budgets are as originally adopted or as amended by the School Board. Budgeted expenditure appropriations lapse at year-end.

Independent School District No. 656
Notes to Basic Financial Statements

NOTE 2 – DEPOSITS AND INVESTMENTS

A. Deposits

District Funds Other than OPEB Trust Fund

In accordance with applicable *Minnesota Statutes*, the District maintains deposits at depository banks authorized by the School Board.

Custodial Credit Risk – Deposits: For deposits, this is the risk that in the event of bank failure, the District's deposits may not be returned to it. The District does not have a deposit policy for custodial credit risk and follows *Minnesota Statutes* for deposits, which requires that a district's deposits to be collateralized as required by *Minnesota Statutes* 118A.03 for any amount exceeding Federal Deposit Insurance Corporation (FDIC), SAIF, BIF, FCUA, or other federal deposit coverage.

As of June 30, 2022, the District's bank balances were not exposed to custodial credit risk because they were fully insured through FDIC and fully collateralized with securities held by the pledging financial institution's trust department or agent and in the District's name.

As of June 30, 2022, the District's funds other than OPEB Trust Fund had the following deposits:

Checking	\$ 1,295,132
Savings	1,753,130
Savings Deposit Account	851,198
Certificates of deposit	849,200
Total	\$ 4,748,660

B. Investments

District Funds Other than OPEB Trust Fund

As of June 30, 2022, the District had the following investments:

Investment Type	Less than 1 Year	1-3 Years	Fair Value
MSDLAF+ Liquid Class	\$ 3,162,374	\$ -	\$ 3,162,374
MSDLAF+ Max Class	6,015	-	6,015
MNTrust Investment Shares Portfolio	6,140,564		6,140,564
US Treasuries	582,798	-	582,798
Brokered Certificates of Deposit	-	498,497	498,497
Mutual Funds	499,386	-	499,386
Total investments	\$ 10,391,137	\$ 498,497	\$ 10,889,634

**Independent School District No. 656
Notes to Basic Financial Statements**

NOTE 2 – DEPOSITS AND INVESTMENTS (CONTINUED)

B. Investments (Continued)

District Funds Other than OPEB Trust Fund (Continued)

Interest Rate Risk: This is the risk related to managing exposure to fair value arising from increasing interest rates. The District's investment policy addresses permissible investments, portfolio diversification, and instrument maturities. Investment maturities are scheduled to coincide with projected school district cash flow needs. Within these parameters, it is the District's policy to stagger portfolio maturities to avoid undue concentration of assets, provide for stability of income, and limit exposure to fair value losses arising from rising interest rates. The weighted average maturity of the mutual fund investment is 30 days.

Credit Risk: Credit risk is the risk that an issuer or other counterparty to an investment will not fulfill its obligations. State law limits investments in commercial paper and corporate bonds to the top two ratings issued by nationally recognized statistical rating organizations. As of June 30, 2022, the District's investments in MSDLAF and MSDLAF+ Max Class were rated AAAM by S&P. The remaining investments are not rated.

Concentration of Credit Risk: This relates to the limit on the amount the District may invest in any one issuer. The District's policy states the District should diversify its investments to avoid incurring unreasonable risks inherent in over investing in specific instruments, individual financial institutions, or maturities.

Custodial Credit Risk – Investments: For an investment, this is the risk that in the event of the failure of the counterparty, the District will not be able to recover the value of its investments or collateral securities that are in the possession of an outside party. The District's investment policy requires all investment securities to be held in third party safekeeping by an institution designated as custodial agent.

The District has the following recurring fair value measurements as of June 30, 2022.

- \$1,081,295 of \$10,887,512 are valued using interactive data (level 2 inputs)

OPEB Trust Fund

As of June 30, 2022, the District's OPEB Trust Fund had the following investments:

Investment Type	Maturities Less than 1 Year
Brokered money markets	\$ 148,636
Mutual funds	2,239,952
Total investments	\$ 2,388,588

Credit Risk: As of June 30, 2022, the District's OPEB Trust Fund investments in the brokered money markets and mutual funds were unrated.

Independent School District No. 656
Notes to Basic Financial Statements

NOTE 2 – DEPOSITS AND INVESTMENTS (CONTINUED)

C. Deposits and Investments

The following is a summary of deposits and investments as of June 30, 2022:

District funds other than OPEB trust fund	
Petty Cash	\$ 3,610
Deposits (Note 2.A.)	4,748,660
Investments (Note 2.B.)	10,889,634
OPEB Trust Fund	
Investments (Note 2.B.)	<u>2,388,588</u>
Total deposits and investments	<u>\$ 18,030,492</u>

Deposits and investments are presented in the June 30, 2022, basic financial statements as follows:

Statement of Net Position	
Cash and investments	\$ 15,641,904
Statement of Fiduciary Net Position	
Investments	<u>2,388,588</u>
Total deposits and investments	<u>\$ 18,030,492</u>

Independent School District No. 656
Notes to Basic Financial Statements

NOTE 3 – CAPITAL ASSETS

Capital asset activity for the year ended June 30, 2022, was as follows:

	Beginning Balance	Adjustments	Increases	Decreases	Ending Balance
Governmental activities					
Capital assets not being depreciated					
Land	\$ 1,913,554	\$ -	\$ -	\$ -	\$ 1,913,554
Construction in progress	736,032	-	2,123,523	2,798,647	60,908
Total capital assets not being depreciated	<u>2,649,586</u>	<u>-</u>	<u>2,123,523</u>	<u>2,798,647</u>	<u>1,974,462</u>
Capital assets being depreciated/amortized					
Land improvements	10,059,246	-	15,152	-	10,074,398
Buildings and improvements	84,824,315	-	2,953,976	26,585	87,751,706
Leased equipment	-	-	305,546	-	305,546
Equipment	6,886,603	-	381,013	1,419,694	5,847,922
Total capital assets being depreciated/amortized	<u>101,770,164</u>	<u>-</u>	<u>3,655,687</u>	<u>1,446,279</u>	<u>103,979,572</u>
Less accumulated depreciation/amortization for					
Land improvements	4,327,459	-	437,538	-	4,764,997
Buildings and improvements	41,002,243	-	2,031,377	11,697	43,021,923
Leased equipment	-	-	30,555	-	30,555
Equipment	4,920,865	-	190,996	874,885	4,236,976
Total accumulated depreciation/amortization	<u>50,250,567</u>	<u>-</u>	<u>2,690,466</u>	<u>886,582</u>	<u>52,054,451</u>
Total capital assets being depreciated/amortized, net	<u>51,519,597</u>	<u>-</u>	<u>965,221</u>	<u>559,697</u>	<u>51,925,121</u>
Governmental activities, capital assets, net	<u>\$ 54,169,183</u>	<u>\$ -</u>	<u>\$ 3,088,744</u>	<u>\$ 3,358,344</u>	<u>\$ 53,899,583</u>

Independent School District No. 656
Notes to Basic Financial Statements

NOTE 3 – CAPITAL ASSETS (CONTINUED)

Depreciation expense for the year ended June 30, 2022, was charged to the following governmental functions:

Administration	\$ 200
District support services	30,822
Elementary and secondary regular instruction	2,550,061
Vocational education	13,025
Special education	1,828
Instructional support services	3,756
Pupil support services	2,561
Sites and buildings	64,521
Food service	23,032
Community service	660
	<u>660</u>
Total depreciation expense	<u>\$ 2,690,466</u>

NOTE 4 – LONG-TERM DEBT

A. Components of Long-Term Liabilities

	Issue Date	Interest Rates	Original Issue	Final Maturity	Principal Outstanding	Due Within One year
Long-term liabilities						
G.O. bonds, including refunding bonds						
2017A School Building Refunding Bonds	03/14/17	2.00%	\$ 9,780,000	02/01/24	\$ 3,960,000	\$ 1,960,000
2019A Tax Abatement Bonds	04/17/19	3.00%	1,845,000	02/01/30	1,520,000	170,000
Total G.O. bonds					5,480,000	2,130,000
Certificates of Participation						
2020A Certificate of Participation	12/17/20	3.00%	3,820,000	10/01/40	3,685,000	155,000
Unamortized bond premium					221,188	-
Lease Liability					256,366	51,285
Financed purchase from direct borrowing					2,302,535	424,008
Compensated absences					1,525,591	195,438
Total all long-term liabilities					<u>\$ 13,470,680</u>	<u>\$ 2,955,731</u>

The long-term bond liabilities listed above were issued to finance acquisition and construction of capital facilities, parking lot repairs and improvements, computers, and LED lighting. G.O. bonds are liquidated from the Debt Service Fund while certificates of participation and capital leases are liquidated from the General Fund. Other long-term liabilities, such as compensated absences, OPEB and pensions are typically liquidated through the General Fund.

Independent School District No. 656
Notes to Basic Financial Statements

NOTE 4 – LONG-TERM DEBT (CONTINUED)

B. Minimum Debt Payments for Bonds and Certificate of Participation

Minimum annual principal and interest payments required to retire bond and certificate of participation liabilities:

Year Ending June 30,	G.O. Bonds		
	Principal	Interest	Total
2023	\$ 2,130,000	\$ 124,800	\$ 2,254,800
2024	2,175,000	80,500	2,255,500
2025	180,000	35,250	215,250
2026	185,000	29,850	214,850
2027	195,000	24,300	219,300
2028-2030	615,000	37,200	652,200
Total	<u>\$ 5,480,000</u>	<u>\$ 331,900</u>	<u>\$ 5,811,900</u>

Year Ending June 30,	Certificates of Participation		
	Principal	Interest	Total
2023	\$ 155,000	\$ 83,025	\$ 238,025
2024	155,000	78,375	233,375
2025	160,000	73,650	233,650
2026	165,000	68,775	233,775
2027	170,000	63,750	233,750
2028-2032	935,000	245,800	1,180,800
2033-2037	1,035,000	143,450	1,178,450
2038-2041	910,000	36,900	946,900
Total	<u>\$ 3,685,000</u>	<u>\$ 793,725</u>	<u>\$ 4,478,725</u>

C. Changes in Long-Term Liabilities

	Beginning Balance	Additions	Reductions	Ending Balance
Long-term liabilities				
G.O. bonds	\$ 7,565,000	\$ -	\$ 2,085,000	\$ 5,480,000
Unamortized bond premium	273,572	-	52,384	221,188
Certificates of participation	3,820,000	-	135,000	3,685,000
Lease liability	-	305,547	49,181	256,366
Finance purchase from direct borrowing	2,714,201	-	411,666	2,302,535
Compensated absences	1,231,845	1,850,083	1,556,337	1,525,591
Total long-term liabilities	<u>\$ 15,604,618</u>	<u>\$ 2,155,630</u>	<u>\$ 4,289,568</u>	<u>\$ 13,470,680</u>

Independent School District No. 656
Notes to Basic Financial Statements

NOTE 4 – LONG-TERM DEBT (CONTINUED)

D. Finance Purchases from Direct Borrowing

On June 18, 2015, the District entered into \$2,062,000 Lease Purchase Financing 2015A and \$1,842,200 Lease Purchase Financing 2015B. The proceeds of this debt were used to help fund the construction of the new district office and adult basic education building project. This debt has interest rates ranging from 2.64% to 3.22% and is due in varying semi-annual installments each February 1 and August 1 through August 1, 2030. The District will use General Fund levies and operating capital revenues in future years to retire this debt.

On July 1, 2020, the District entered into a finance purchase agreement for HP laptops. The finance purchase obligation totaled \$246,375. The finance purchase agreement includes annual principal and interest payments of \$64,713 through fiscal year 2024. The individual laptops fall below the capitalization threshold and therefore are not capitalized.

On October 22, 2020, the District entered into a finance purchase agreement for LED lighting. The finance purchase obligation totaled \$321,590. The finance purchase agreement includes semiannual principal and interest payments of \$20,207 through fiscal year 2027. The individual lights fall below the capitalization threshold and therefore are not capitalized.

Minimum annual principal and interest payments required to retire the finance purchase from direct borrowing are as follows:

Year Ending June 30,	Finance Purchase from Direct Borrowing		
	Principal	Interest	Total
2023	\$ 424,008	\$ 67,658	\$ 491,666
2024	436,710	54,956	491,666
2025	385,084	41,868	426,952
2026	290,636	30,583	321,219
2027	192,316	23,168	215,484
2028-2031	573,781	37,629	611,410
Total	<u>\$ 2,302,535</u>	<u>\$ 255,862</u>	<u>\$ 2,558,397</u>

Independent School District No. 656
Notes to Basic Financial Statements

NOTE 4 – LONG-TERM DEBT (CONTINUED)

D. Lease Liability

The District entered into a lease agreement for copier machines on July 26, 2021. Monthly payments of \$6,401 are due for 60 months, using an annual interest rate of 9.01%. The capital assets related to the copier lease have been capitalized and are being depreciated.

Minimum annual principal and interest payments required to retire the lease liability are as follows:

Year Ending June 30,	Lease Liability		
	Principal	Interest	Total
2023	\$ 55,741	\$ 21,073	\$ 76,814
2024	60,973	15,841	76,814
2025	66,696	10,118	76,814
2026	72,956	3,858	76,814
Total	<u>\$ 256,366</u>	<u>\$ 50,890</u>	<u>\$ 307,256</u>

NOTE 5 – RISK MANAGEMENT

The District is exposed to various risks of loss related to torts: theft of, damage to, and destruction of assets; errors and omissions; injuries to employees; and natural disasters. The District purchases commercial insurance for claims in excess of coverage provided by the fund and for all other risks of loss. Settled claims have not exceeded this commercial coverage in any of the past three years. There were no significant reductions in the District's insurance coverage during the year ended June 30, 2022.

Starting during the year ended June 30, 2021, the District provides a medical program. All funds of the District participate in the program and make payments to the Health Insurance Self-Insurance Internal Service Fund. Based on requirements of GASB Statement No. 10, a liability is reported if information prior to the issuance of the basic financial statements indicates that it is probable a liability has been incurred at the date of the basic financial statements and the amount of the loss can be reasonably estimated. Interfund premiums are charged to user funds as quasi-external transactions. The District has stop loss coverage of \$125,000 for the Health Self-Insurance Internal Service Fund. The total claims liability reported in the Fund at June 30, 2022, was \$171,196 and includes amounts for known claims and for estimated incurred but not reported claims. These estimates are determined based on the probability a loss has occurred and the amount of the loss can be reasonably estimated. Changes in the Fund's claims liability amounts are as follows:

Year	Beginning Balance	Claims Expense and Estimates	Claims Payments	Ending Balance
2021	\$ -	\$ 2,411,695	\$ 2,293,367	\$ 118,328
2022	118,328	2,537,460	2,484,592	171,196

Independent School District No. 656
Notes to Basic Financial Statements

NOTE 6 – FUND BALANCES/NET POSITION

Certain portions of fund balance are restricted based on state requirements to track special program funding, to provide for funding on certain long-term liabilities or as required by other outside parties.

A. Fund Balances

Fund balances are classified below to reflect the limitations and restrictions of the respective funds.

	General Fund	Food Service	Community Service	Debt Service	Building Construction
Nonspendable					
Prepaid Items	\$ 43,056	\$ -	\$ -	\$ -	\$ -
Restricted for					
Student activities	105,172	-	-	-	-
Staff development	54,917	-	-	-	-
Operating Capital	300,670	-	-	-	-
Safe Schools Levy	39,716	-	-	-	-
Building projects funded by COP	-	-	-	-	525,386
Debt Service	-	-	-	544,175	-
Capital Projects	-	-	-	-	533,052
Community Services	-	-	1,634	-	-
Community Education	-	-	466,731	-	-
Early Childhood and Family Education	-	-	186,111	-	-
School Readiness	-	-	220,703	-	-
Adult Basic Education	-	-	148,314	-	-
Food Service	-	1,606,440	-	-	-
Total restricted	<u>500,475</u>	<u>1,606,440</u>	<u>1,023,493</u>	<u>544,175</u>	<u>1,058,438</u>
Assigned for					
Long-term receivable	318,827	-	-	-	-
Unassigned for					
General Purposes	6,712,061	-	-	-	-
Long-Term Facilities Maintenance*	(6,473)	-	-	-	-
Total unassigned	<u>6,705,588</u>	<u>-</u>	<u>-</u>	<u>-</u>	<u>-</u>
Total fund balance	<u>\$ 7,567,946</u>	<u>\$ 1,606,440</u>	<u>\$ 1,023,493</u>	<u>\$ 544,175</u>	<u>\$ 1,058,438</u>

* Negative restricted fund balances have been reclassified as unassigned.

Nonspendable for Prepaid Items – This balance represents a portion of the fund balance that is not available since the amounts have already been spent by the District on expenses for the next year.

Restricted/Reserved for Student Activities – This balance represents available resources to be used for the extracurricular activity funds raised by the students.

**Independent School District No. 656
Notes to Basic Financial Statements**

NOTE 6 – FUND BALANCES/NET POSITION (CONTINUED)

A. Fund Balances (Continued)

Restricted/Reserved for Staff Development – This balance represents unspent staff development revenues set aside from general education revenue that were restricted/reserved for staff development related to Finance Code 316. Expenditures for staff development must equal at least 2% of the basic general education revenue, unless legal stipulations are met (*Minnesota Statutes* 122A.61, subdivision 1).

Restricted/Reserved for Operating Capital – This balance represents available resources in the General Fund to be used to purchase equipment and facilities.

Restricted/Reserved for Safe Schools Levy – The unspent resources available from the safe schools levy must be restricted in this account for future use.

Restricted/Reserved for Building Projects Funded by Certificates of Participation – This balance represents available resources in the Building Construction Fund for projects funded by certificates of participation with related lease levy authority under *Minnesota Statutes*, Section 126C.40.

Restricted/Reserved for Debt Service – This balance represents the balances of the Debt Service Fund available for future debt principal and interest payments.

Restricted/Reserved for Capital Projects – This balance represents resources available to fund facilities maintenance projects.

Restricted for Community Service – This balance represents the positive fund balance of the Community Service Fund.

Restricted/Reserved for Community Education – This balance represents the resources available to provide programming such as: nonvocational, recreational and leisure time activities, programs for adults with disabilities, noncredit summer programs, adult basic education programs, youth development and youth service programming, early childhood and family education, and extended day programs.

Restricted/Reserved for Early Childhood and Family Education – This balance represents the resources available to provide for services for early childhood and family education programming.

Restricted/Reserved for School Readiness – This balance represents the resources available to provide for services for school readiness programs (*Minnesota Statutes* 124D.16).

Restricted/Reserved for Adult Basic Education – This account will represent the balance of carryover monies for all activity involving adult basic education.

Restricted for Food Service – This balance represents the positive fund balance of the Food Service Fund.

**Independent School District No. 656
Notes to Basic Financial Statements**

NOTE 6 – FUND BALANCES/NET POSITION (CONTINUED)

A. Fund Balances (Continued)

Assigned Fund Balances – These balances represent amounts segregated from the unassigned fund balance for various purposes as determined by the Superintendent and the Director of Finance and Operations.

Restricted/Reserved for Long-Term Facilities Maintenance (LTFM) – This balance represents available resources to be used for LTFM projects in accordance with the 10-year plan (*Minnesota Statutes* 123B.595, subd. 12). The balance as of June 30, 2022, is a deficit (negative) \$6,473, which is presented within unassigned fund balance for the purposes of reporting in accordance with generally accepted accounting principles.

B. Net Position

Net position restricted for other purposes on the Statement of Net Position is comprised of the total positive net position of the Food Service and Community Service Funds and the total positive position of the restricted fund balance portion of the General Fund.

NOTE 7 – DEFINED BENEFIT PENSION PLANS – STATE-WIDE

The District participates in various pension plans, total pension expense for the year ended June 30, 2022, was \$366,667. The components of pension expense are noted in the following plan summaries.

The General Fund typically liquidates the liability related to the pensions.

Teachers' Retirement Association

A. Plan Description

The Teachers Retirement Association (TRA) is an administrator of a multiple employer, cost-sharing, defined benefit retirement fund. TRA administers a Basic Plan (without Social Security coverage) and a Coordinated Plan (with Social Security coverage) in accordance with *Minnesota Statutes*, Chapters 354 and 356. TRA is a separate statutory entity and administered by a Board of Trustees. The Board consists of four active members, one retired member, and three statutory officials.

Educators employed in Minnesota's public elementary and secondary schools, charter schools, and certain other TRA-covered educational institutions maintained by the state are required to be TRA members (except those teachers employed by St. Paul Schools or Minnesota State Colleges and Universities). Educators first hired by Minnesota State may elect either TRA coverage or coverage through the Defined Contribution Plan (DCR) administered by Minnesota State.

B. Benefits Provided

TRA provides retirement benefits as well as disability benefits to members, and benefits to survivors upon death of eligible members. Benefits are established by *Minnesota Statute* and vest after three years of service credit. The defined retirement benefits are based on a member's highest average salary for any five consecutive years of allowable service, age and a formula multiplier based on years of credit at termination of service.

**Independent School District No. 656
Notes to Basic Financial Statements**

NOTE 7 – DEFINED BENEFIT PENSION PLANS – STATE-WIDE (CONTINUED)

Teachers' Retirement Association (Continued)

B. Benefits Provided (Continued)

Two methods are used to compute benefits for TRA's Coordinated and Basic Plan members. Members first employed before July 1, 1989, receive the greater of the Tier I or Tier II benefits as described.

Tier I Benefits

Tier I	Step Rate Formula	Percentage
Basic	First ten years of service	2.2% per year
	All years after	2.7% per year
Coordinated	First ten years if service years are up to July 1, 2006	1.2% per year
	First ten years if service years are July 1, 2006, or after	1.4% per year
	All other years of service if service years are up to July 1, 2006	1.7% per year
	All other years of service if service years are July 1, 2006, or after	1.9% per year

With these provisions:

- Normal retirement age is 65 with less than 30 years of allowable service and age 62 with 30 or more years of allowable service.
- 3% per year early retirement reduction factor for all years under normal retirement age.
- Unreduced benefits for early retirement under a Rule of 90 (age plus allowable service equals 90 or more).

Tier II Benefits

For years of service prior to July 1, 2006, a level formula of 1.7% per year for coordinated members and 2.7% per year for basic members is applied. For years of service July 1, 2006 and after, a level formula of 1.9% per year for Coordinated members and 2.7% for Basic members applies. Beginning July 1, 2015, the early retirement reduction factors are based on rates established under *Minnesota Statute*. Smaller reductions, more favorable to the member, will be applied to individuals who reach age 62 and have 30 years or more of service credit.

Members first employed after June 30, 1989, receive only the Tier II calculation with a normal retirement age that is their retirement age for full Social Security retirement benefits, but not to exceed age 66.

**Independent School District No. 656
Notes to Basic Financial Statements**

NOTE 7 – DEFINED BENEFIT PENSION PLANS – STATE-WIDE (CONTINUED)

Teachers' Retirement Association (Continued)

B. Benefits Provided (Continued)

Tier II Benefits (Continued)

Six different types of annuities are available to members upon retirement. The No Refund Life Plan is a lifetime annuity that ceases upon the death of the retiree – no survivor annuity is payable. A retiring member may also choose to provide survivor benefits to a designated beneficiary(ies) by selecting one of the five plans that have survivorship features. Vested members may also leave their contributions in the TRA Fund upon termination of service in order to qualify for a deferred annuity at retirement age. Any member terminating service is eligible for a refund of their employee contributions plus interest.

The benefit provisions stated apply to active plan participants. Vested, terminated employees who are entitled to benefits but not yet receiving them are bound by the plan provisions in effect at the time they last terminated their public service.

C. Contribution Rate

Per *Minnesota Statutes*, Chapter 354 sets the contribution rates for employees and employers. Rates for each fiscal year ended June 30, 2020, June 30, 2021, and June 30, 2022, were:

	June 30, 2020		June 30, 2021		June 30, 2022	
	<u>Employee</u>	<u>Employer</u>	<u>Employee</u>	<u>Employer</u>	<u>Employee</u>	<u>Employer</u>
Basic	11.0%	11.92%	11.0%	12.13%	11.0%	12.34%
Coordinated	7.5%	7.92%	7.5%	8.13%	7.5%	8.34%

**Independent School District No. 656
Notes to Basic Financial Statements**

NOTE 7 – DEFINED BENEFIT PENSION PLANS – STATE-WIDE (CONTINUED)

Teachers' Retirement Association (Continued)

C. Contribution Rate (Continued)

The following is a reconciliation of employer contributions in TRA's ACFR "Statement of Changes in Fiduciary Net Position" to the employer contributions used in Schedule of Employer and Non-Employer Pension Allocations. Amounts are reported in thousands.

Employer contributions reported in TRA's ACFR Statement of Changes in Fiduciary Net Position	\$ 448,829
Deduct Employer contributions not related to future contribution efforts	379
Deduct TRA's contributions not included in allocation	<u>(538)</u>
Total employer contributions	448,670
Total non-employer contributions	<u>37,840</u>
Total contributions reported in <i>Schedule of Employer and Non-Employer Allocations</i>	<u><u>\$ 486,510</u></u>

Amounts reported in the allocation schedules may not precisely agree with basic financial statement amounts or actuarial valuations due to the number of decimal places used in the allocations. TRA has rounded percentage amounts to the nearest ten thousandths.

**Independent School District No. 656
Notes to Basic Financial Statements**

NOTE 7 – DEFINED BENEFIT PENSION PLANS – STATE-WIDE (CONTINUED)

Teachers' Retirement Association (Continued)

D. Actuarial Assumptions

The total pension liability in the June 30, 2021, actuarial valuation was determined using the following actuarial assumptions, applied to all periods included in the measurement.

Key Methods and Assumptions Used in Valuation of Total Pension Liability

Actuarial Information

Valuation date	July 1, 2021
Measurement date	June 30, 2021
Experience study	June 5, 2019 (demographic assumptions) November 6, 2017, (economic assumptions)
Actuarial cost method	Entry Age Normal
Actuarial assumptions	
Investment rate of return	7.00%
Price inflation	2.50%
Wage growth rate	2.85% before July 1, 2028, and 3.25% thereafter
Projected salary increase	2.85% to 8.85% before July 1, 2028, 3.25% to 9.25% thereafter
Cost of living adjustment	1.0% for January 2020 through January 2023, then increasing by 0.1% each year up to 1.5% annually.

Mortality Assumptions

Pre-retirement	RP 2014 white collar employee table, male rates set back six years and female rates set back five years. Generational projection uses the MP 2015 scale.
Post-retirement	RP 2014 white collar annuitant table, male rates set back three years and female rates set back three years, with further adjustments of the rates. Generational projections uses the MP 2015 scale.
Post-disability	RP 2014 disabled retiree mortality table, without adjustment.

**Independent School District No. 656
Notes to Basic Financial Statements**

NOTE 7 – DEFINED BENEFIT PENSION PLANS – STATE-WIDE (CONTINUED)

Teachers' Retirement Association (Continued)

D. Actuarial Assumptions (Continued)

The long-term expected rate of return on pension plan investments was determined using a building-block method in which best-estimate ranges of expected future real rates of return (expected returns, net of pension plan investment expense, and inflation) are developed for each major asset class. These ranges are combined to produce the long-term expected rate of return by weighting the expected future real rates of return by the target asset allocation percentage and by adding expected inflation. The target allocation and best estimates of geometric real rates of return for each major asset class are summarized in the following table:

Asset Class	Final Target Allocation	Long-Term Expected Real Rate of Return
Domestic stocks	35.5 %	5.10 %
International stocks	17.5	5.30
Bonds (fixed income)	20.0	0.75
Alternative assets (private markets)	25.0	5.90
Cash	2.0	0.00
Total	<u>100.0 %</u>	

The TRA actuary has determined the average of the expected remaining services lives of all members for fiscal year 2022 is six years. The "Difference Between Expected and Actual Experience", "Changes of Assumptions", and "Changes in Proportion" use the amortization period of six years in the schedule presented. The amortization period for "Net Difference between Projected and Actual Investment Earnings on Pension Plan Investments" is over a period of five years as required by GASB 68.

Changes in actuarial assumptions since the 2020 valuation:

- The investment return assumption was changed from 7.5% to 7.0%.

E. Discount Rate

The discount rate used to measure the total pension liability was 7.0%. The discount rate used to measure the total pension liability at the prior measurement date was 7.5%. The projection of cash flows used to determine the discount rate assumed that employee contributions will be made at the fiscal 2021 contribution rate, contributions from school districts will be made at contractually required rates (actuarially determined), and contributions from the state will be made at current statutorily required rates. Based on those assumptions, the pension plan's fiduciary net position was not projected to be depleted and, as a result, the Municipal Bond Index Rate was not used in the determination of the Single Equivalent Interest Rate (SEIR).

**Independent School District No. 656
Notes to Basic Financial Statements**

NOTE 7 – DEFINED BENEFIT PENSION PLANS – STATE-WIDE (CONTINUED)

Teachers' Retirement Association (Continued)

F. Net Pension Liability

On June 30, 2022, the District reported a liability of \$17,041,308 for its proportionate share of the net pension liability. The net pension liability was measured as of June 30, 2021, and the total pension liability used to calculate the net pension liability was determined by an actuarial valuation as of that date. The District's proportion of the net pension liability was based on the District's contributions to TRA in relation to total system contributions including direct aid from the State of Minnesota, City of Minneapolis, and Minneapolis School District. District proportionate share was 0.3894% at the end of the measurement period and 0.3812% for the beginning of the year.

The pension liability amount reflected a reduction due to direct aid provided to TRA. The amount recognized by the district as its proportionate share of the net pension liability, the direct aid and total portion of the net pension liability that was associated with the district were as follows:

District's proportionate share of net pension liability	\$ 17,041,308
State's proportionate share of the net pension liability associated with the District	1,437,102

For the year ended June 30, 2022, the District recognized pension expense of \$338,523. Included in this amount, the District recognized \$16,091 as pension expense for the support provided by direct aid.

On June 30, 2022, the District had deferred resources related to pensions from the following sources:

	Deferred Outflows of Resources	Deferred Inflows of Resources
Differences between expected and actual experience	\$ 451,837	\$ 482,591
Net difference between projected and actual earnings on plan investments	-	14,329,099
Changes of assumptions	6,244,634	15,477,604
Changes in proportion	598,010	873,589
Contributions to TRA subsequent to the measurement date	2,144,174	-
Total	\$ 9,438,655	\$ 31,162,883

The \$2,144,174 reported as deferred outflows of resources related to pensions resulting from District contributions to TRA subsequent to the measurement date will be recognized as a reduction of the net pension liability in the year ended June 30, 2023.

**Independent School District No. 656
Notes to Basic Financial Statements**

NOTE 7 – DEFINED BENEFIT PENSION PLANS – STATE-WIDE (CONTINUED)

Teachers' Retirement Association (Continued)

F. Net Pension Liability (Continued)

Other amounts reported as deferred outflows of resources and (deferred inflows of resources) will be recognized in pension expense as follows:

Year Ended June 30,	Pension Expense Amount
2023	\$ (11,878,451)
2024	(8,652,228)
2025	(2,087,004)
2026	(2,554,577)
2027	1,303,858
Total	<u><u>\$ (23,868,402)</u></u>

G. Pension Liability Sensitivity

The following presents the District's proportionate share of the net pension liability calculated using the discount rate of 7.0% as well as what the net pension liability would be if it were calculated using a discount rate that is 1 percent lower (6.0%) and 1 percent higher (8.0%) than the current rate.

District proportionate share of NPL		
1% Decrease in Discount Rate (6.0%)	Current Discount Rate (7.0%)	1% Increase in Discount Rate (8.0%)
\$ 34,424,272	\$ 17,041,308	\$ 2,785,892

The District's proportion of the net pension liability was based on the employer contributions to TRA in relation to TRA's total employer contributions including direct aid contributions from the State of Minnesota, City of Minneapolis, and Minneapolis School District.

H. Pension Plan Fiduciary Net Position

Detailed information about the plan's fiduciary net position is available in a separately-issued TRA financial report. That can be obtained at www.MinnesotaTRA.org, or by writing to TRA at 60 Empire Drive, Suite 400, St. Paul, MN, 55103-4000, or by calling (651) 296-2409 or (800) 657-3669.

**Independent School District No. 656
Notes to Basic Financial Statements**

NOTE 7 – DEFINED BENEFIT PENSION PLANS – STATE-WIDE (CONTINUED)

Public Employees' Retirement Association

A. Plan Description

The District participates in the following cost-sharing multiple-employer defined benefit pension plan administered by PERA. PERA's defined benefit pension plan is established and administered in accordance with *Minnesota Statutes*, Chapters 353 and 356. PERA's defined benefit pension plan is a tax qualified plans under Section 401(a) of the Internal Revenue Code.

General Employees Retirement Plan

The General Employees Retirement Plan covers certain full time and part time employees of the District. General Employees Plan members belong to the Coordinated Plan. Coordinated Plan members are covered by Social Security.

B. Benefits Provided

PERA provides retirement, disability, and death benefits. Benefit provisions are established by state statute and can only be modified by the state Legislature. Vested, terminated employees who are entitled to benefits but are not receiving them yet are bound by the provisions in effect at the time they last terminated their public service.

General Employees Plan Benefits

General Employees Plan benefits are based on a member's highest average salary for any five successive years of allowable service, age, and years of credit at termination of service. Two methods are used to compute benefits for PERA's Coordinated Plan members. Members hired prior to July 1, 1989, receive the higher of Method 1 or Method 2 formulas. Only Method 2 is used for members hired after June 30, 1989. Under Method 1 the annuity accrual rate for a Coordinated Plan member is 1.2% for each of the first 10 years of service and 1.7% for each additional year. Under Method 2, the accrual rate for Coordinated members is 1.7% for all years of service. For members hired prior to July 1, 1989, a full annuity is available when age plus years of service equal 90 and normal retirement age is 65. For members hired on or after July 1, 1989, normal retirement age is the age for unreduced Social Security benefits capped at 66.

Benefit increases are provided to benefit recipients each January. The postretirement increase is equal to 50% of the cost-of-living adjustment (COLA) announced by the SSA, with a minimum increase of at least 1.0% and a maximum of 1.5%. Recipients that have been receiving the annuity or benefit for at least a full year as of the June 30 before the effective date of the increase will receive the full increase. Recipients receiving the annuity or benefit for at least one month but less than a full year as of the June 30 before the effective date of the increase will receive a reduced prorated increase. For members retiring on January 1, 2024, or later, the increase will be delayed until normal retirement age (age 65 if hired prior to July 1, 1989, or age 66 for individuals hired on or after July 1, 1989). Members retiring under Rule of 90 are exempt from the delay to normal retirement.

**Independent School District No. 656
Notes to Basic Financial Statements**

NOTE 7 – DEFINED BENEFIT PENSION PLANS – STATE-WIDE (CONTINUED)

Public Employees' Retirement Association (Continued)

C. Contributions

Minnesota Statutes Chapter 353 sets the rates for employer and employee contributions. Contribution rates can only be modified by the state Legislature.

General Employees Fund Contributions

Coordinated Plan members were required to contribute 6.5% of their annual covered salary in fiscal year 2022 and the District was required to contribute 7.5% for Coordinated Plan members. The District's contributions to the General Employees Fund for the year ended June 30, 2022, were \$566,667. The District's contributions were equal to the required contributions as set by state statute.

D. Pension Costs

General Employees Fund Pension Costs

At June 30, 2022, the District reported a liability of \$4,603,543 for its proportionate share of the General Employees Fund's net pension liability. The District's net pension liability reflected a reduction due to the State of Minnesota's contribution of \$16 million. The State of Minnesota is considered a non-employer contributing entity and the State's contribution meets the definition of a special funding situation. The State of Minnesota's proportionate share of the net pension liability associated with the District totaled \$140,593.

The net pension liability was measured as of June 30, 2021, and the total pension liability used to calculate the net pension liability was determined by an actuarial valuation as of that date. The District's proportionate share of the net pension liability was based on the District's contributions received by PERA during the measurement period for employer payroll paid dates from July 1, 2020, through June 30, 2021, relative to the total employer contributions received from all of PERA's participating employers. The District's proportionate share was 0.1078% at the end of the measurement period and 0.1046% for the beginning of the period.

District's proportionate share of net pension liability	\$ 4,603,543
State of Minnesota's proportionate share of the net pension liability associated with the District	<u>140,593</u>
Total	<u>\$ 4,744,136</u>

For the year ended June 30, 2022, the District recognized pension expense of \$28,144 for its proportionate share of the General Employees Plan's pension expense. Included in this amount, the District recognized an additional \$11,344 as pension expense (and grant revenue) for its proportionate share of the State of Minnesota's contribution of \$16 million to the General Employees Fund.

**Independent School District No. 656
Notes to Basic Financial Statements**

NOTE 7 – DEFINED BENEFIT PENSION PLANS – STATE-WIDE (CONTINUED)

Public Employees' Retirement Association (Continued)

D. Pension Costs (Continued)

At June 30, 2022, the District reported its proportionate share of deferred outflows of resources and deferred inflows of resources, and its contributions subsequent to the measurement date, from the following sources:

	Deferred Outflows of Resources	Deferred Inflows of Resources
Differences between expected and actual economic experience	\$ 27,706	\$ 140,397
Changes in actuarial assumptions	2,810,828	99,110
Difference between projected and actual investments earnings	-	3,998,382
Change in proportion	146,666	27,644
Contributions paid to PERA subsequent to the measurement date	566,667	-
Total	\$ 3,551,867	\$ 4,265,533

The \$566,667 reported as deferred outflows of resources related to pensions resulting from District contributions subsequent to the measurement date will be recognized as a reduction of the net pension liability in the year ended June 30, 2023. Other amounts reported as deferred outflows and inflows of resources related to pensions will be recognized in pension expense as follows:

Year Ended June 30,	Pension Expense Amount
2023	\$ (161,826)
2024	(38,546)
2025	7,471
2026	(1,087,432)
Total	\$ (1,280,333)

**Independent School District No. 656
Notes to Basic Financial Statements**

NOTE 7 – DEFINED BENEFIT PENSION PLANS – STATE-WIDE (CONTINUED)

Public Employees' Retirement Association (Continued)

E. Long-Term Expected Return on Investment

The State Board of Investment, which manages the investments of PERA, prepares an analysis of the reasonableness on a regular basis of the long-term expected rate of return using a building-block method in which best-estimate ranges of expected future rates of return are developed for each major asset class. These ranges are combined to produce an expected long-term rate of return by weighting the expected future rates of return by the target asset allocation percentages. The target allocation and best estimates of geometric real rates of return for each major asset class are summarized in the following table:

<u>Asset Class</u>	<u>Final Target Allocation</u>	<u>Long-Term Expected Real Rate of Return</u>
Domestic stocks	33.5 %	5.10 %
International stocks	16.5	5.30
Fixed income	25.0	0.75
Private markets	<u>25.0</u>	5.90
Total	<u><u>100.0 %</u></u>	

F. Actuarial Methods and Assumptions

The total pension liability in the June 30, 2021, actuarial valuation was determined using an individual entry-age normal actuarial cost method. The long-term rate of return on pension plan investments used in the determination of the total liability is 6.5%. This assumption is based on a review of inflation and investments return assumptions from a number of national investment consulting firms. The review provided a range of return investment return rates deemed to be reasonable by the actuary. An investment return of 6.5% was deemed to be within that range of reasonableness for financial reporting purposes.

Inflation is assumed to be 2.25% for the General Employees Plan. Benefit increases after retirement are assumed to be 1.25% for the General Employees.

Salary growth assumptions in the General Employees Plan range in annual increments from 10.25% after one year of service to 3.0% after 29 years of service and 6.0% per year thereafter.

Mortality rates for the General Employees Plan are based on the Pub-2010 General Employee Mortality Table. The table is adjusted slightly to fit PERA's experience.

Actuarial assumptions for the General Employees Plan are reviewed every four years. The most recent four-year experience study for the General Employees Plan was completed in 2019. The assumption changes were adopted by the Board and became effective with the July 1, 2020, actuarial valuation.

**Independent School District No. 656
Notes to Basic Financial Statements**

NOTE 7 – DEFINED BENEFIT PENSION PLANS – STATE-WIDE (CONTINUED)

Public Employees' Retirement Association (Continued)

F. Actuarial Methods and Assumptions (Continued)

The following changes in actuarial assumptions and plan provisions occurred in 2021:

General Employees Fund

Changes in Actuarial Assumptions

- The investment return and single discount rates were changed from 7.5% to 6.5% for financial reporting purposes.
- The mortality improvement scale was changed from scale MP-2019 to scale MP-2020.

Changes in Plan Provisions

- There have been no changes since the previous valuation.

G. Discount Rate

The discount rate used to measure the total pension liability in 2021 was 6.5%. The projection of cash flows used to determine the discount rate assumed that contributions from plan members and employers will be made at rates set in *Minnesota Statutes*. Based on these assumptions, the fiduciary net position was projected to be available to make all projected future benefit payments of current plan members. Therefore, the long-term expected rate of return on pension plan investments was applied to all periods of projected benefit payments to determine the total pension liability.

H. Pension Liability Sensitivity

The following table presents the District's proportionate share of the net pension liability for all plans it participates in, calculated using the discount rate disclosed in the preceding paragraph, as well as what the District's proportionate share of the net pension liability would be if it were calculated using a discount rate 1 percentage point lower or 1 percentage point higher than the current discount rate:

	1% Decrease in Discount Rate (5.5%)	Current Discount Rate (6.5%)	1% Increase in Discount Rate (7.5%)
District's proportionate share of the PERA net pension liability	\$ 9,388,878	\$ 4,603,543	\$ 676,884

I. Pension Plan Fiduciary Net Position

Detailed information about the General Employees Fund's fiduciary net position is available in a separately-issued PERA financial report that includes the financial statements and required supplementary information. That report may be obtained on the Internet at www.mnpera.org.

**Independent School District No. 656
Notes to Basic Financial Statements**

NOTE 8 – POST EMPLOYMENT HEALTH CARE PLAN

A. Plan Description

The District's defined benefit OPEB plan provides a single-employer defined benefit health care plan to eligible retirees. The plan offers health insurance and subsidized benefits to eligible employees and their spouses through the District's health insurance plan. Medical coverage is administered by Blue Cross Blue Shield. It is the District's policy to periodically review its medical coverage and to obtain requests for proposals in order to provide the most favorable benefits and premiums for District employees and retirees.

The OPEB plan is included in the report of the District. A separate financial report is not issued.

B. Benefits Provided

Teachers who are at least 55 years of age upon retirement and have been employed by the District for 15 years (or 50 years of age with 20 years of employment in the District) are eligible to remain on the District's medical insurance until becoming eligible for Medicare. The District will contribute \$400 per month until becoming eligible for Medicare.

Certain non-teaching employees who are at least 55 years of age with year of service, depending upon service group, ranging from three years to 15 years or satisfying Rule of 90 are also eligible to remain on the District's medical insurance until becoming eligible for Medicare. The District's contribution ranges, depending upon service group, from \$100 to \$250 per month, or contributing the single premium amount plus \$1,200 to a VEBA, or \$3,125 to an HSA if on a high deductible plan.

C. Members

As of July 1, 2021, the following were covered by the benefit terms:

Inactive employees or beneficiaries currently receiving benefits	28
Active employees	<u>529</u>
Total	<u><u>557</u></u>

D. Contributions

Retirees contribute to the health care plan at the same rate as District employees. This results in the retirees receiving an implicit rate subsidy. Contribution requirements are established by the District, based on the contract terms with Blue Cross Blue Shield. The required contributions are based on projected pay-as-you-go financing requirements. For fiscal year 2022, the District contributed \$351,168 to the plan.

**Independent School District No. 656
Notes to Basic Financial Statements**

NOTE 8 – POST EMPLOYMENT HEALTH CARE PLAN (CONTINUED)

E. Actuarial Assumptions

The total OPEB liability was determined by an actuarial valuation as of July 1, 2021, using the following actuarial assumptions, applied to all periods included in the measurement, unless otherwise specified:

Key Methods and Assumptions Used in Valuation of Total OPEB Liability

Investment rate of return	5.80%, net of investment expense
Salary increases	Service graded table
Inflation	2.00%
Healthcare cost trend increases	6.50% in 2021, decreasing to 5.0% over five years
Mortality Assumption	Pub-2010 Public Retirement Plans Headcount-Weighted Mortality Tables (General, Teachers) with MP-2020 Generational Improvement Scale

The actuarial assumptions used in the July 1, 2021, valuation were based on the results of an actuarial experience study for the period July 1, 2014 through June 30, 2018 and a study of economic assumptions dated November 2017.

The following are changes to plan provisions since the prior valuation:

- The GASB 75 post employment medical subsidized benefit for Office Personnel increased from \$250 to \$300 per month until Medicare eligibility.

The following are changes to actuarial assumptions since the prior valuation:

- The health care trend rates were changed to better anticipate short term and long term medical increases.
- The mortality tables were updated from the RP-2010 Public Retirement Plans Headcount – Weighted Mortality Tables (General, Teachers) with MP-2018 Generational Improvement Scale to the Pub-2010 Public Retirement Plans Headcount-Weighted Mortality Tables (General, Teachers) with MP-2020 Generational Improvement Scale.
- The salary increase rates for non-teachers were updated to reflect the latest experience study.
- The withdrawal rates were updated to reflect the latest experience study.
- The inflation rate was changed from 2.50% to 2.00%.
- The discount rate was changed from 2.90% to 2.60%.

Independent School District No. 656
Notes to Basic Financial Statements

NOTE 8 – POST EMPLOYMENT HEALTH CARE PLAN (CONTINUED)

E. Actuarial Assumptions (Continued)

The long-term expected rate of return on OPEB plan investments was determined using a building-block method in which best-estimate ranges of expected future real rates of return (expected returns, net of pension plan investment expense and inflation) are developed for each major asset class. These ranges are combined to produce the long-term rate of return by weighing the expected future real related of return by the target asset allocation percentage and by adding expected inflation. The target allocation and best estimates of arithmetic real rates of return for each major asset class are summarized in the following table:

<u>Asset Class</u>	<u>Final Target Allocation</u>	<u>Long-Term Expected Real Rate of Return</u>
Domestic equity	33 %	6.70%
Fixed income	50	4.80%
International equity	17	6.70%
Total	<u>100 %</u>	<u>5.80%</u>

The details of the investments and the investment policy are described in Note 2 of the District's basic financial statements. For the year ended June 30, 2021, the annual money-weighted rate of return on investments was 23.7%. The money weighted rate of return expresses investment performance, net of investment expense, adjusted for the changing amounts actually invested.

E. Discount Rate

The discount rate used to measure the total OPEB liability was 2.60%. The projection of cash flows used to determine the discount rate assumed that employee contributions will be made at rates equal to the actuarially determined contribution rates. Based on those assumptions, the OPEB plan's fiduciary net position was projected to be available to make all projected future benefit payments of current active and inactive employees. Therefore, the long-term expected rate of return on OPEB plan investments was applied to all periods of projected benefit payments to determine the total OPEB liability.

Independent School District No. 656
Notes to Basic Financial Statements

NOTE 8 – POST EMPLOYMENT HEALTH CARE PLAN (CONTINUED)

G. Changes in Net OPEB Liability

The District's total OPEB liability of \$2,236,839 was measured as of June 30, 2021, and was determined by an actuarial valuation as of July 1, 2021.

	Increase (Decrease)		
	Total OPEB Liability (a)	Fiduciary Net Position (b)	Net OPEB Liability (a)-(b)
Balances at June 30, 2020	\$ 5,684,879	\$ 2,472,215	\$ 2,817,895
Changes for the year			
Service cost	416,793	-	416,793
Interest	170,746	-	170,746
Assumption changes	170,220	-	170,220
Plan changes	35,675		
Differences between expected and actual economic experience	(916,935)	417,555	(1,334,490)
Employer contributions	-	284,354	(284,354)
Projected investment returns	-	167,835	(167,835)
Benefit payments	(430,834)	(430,834)	-
Administrative expense	-	(17,420)	17,420
Net changes	(554,335)	421,490	(975,825)
Balances at June 30, 2021	\$ 5,130,544	\$ 2,893,705	\$ 2,236,839

Plan fiduciary net position as a percentage of the total OPEB liability is 56.67%.

H. OPEB Liability Sensitivity

The following presents the District's net OPEB liability calculated using the discount rate of 2.6% well as the liability measured using 1% lower and 1% higher than the current discount rate.

	1% Decrease in Discount Rate (1.6%)	Current Discount Rate (2.6%)	1% Increase in Discount Rate (3.6%)
Net OPEB Liability	\$ 2,546,804	\$ 2,236,839	\$ 1,934,283

**Independent School District No. 656
Notes to Basic Financial Statements**

NOTE 8 – POST EMPLOYMENT HEALTH CARE PLAN (CONTINUED)

H. OPEB Liability Sensitivity (Continued)

The following presents the net OPEB liability of the District, as well as what the District's net OPEB liability would be if it were calculated using healthcare cost trend rates that are 1% lower and 1% higher than the current healthcare cost trend rates.

	1% decrease (5.50% decreasing to 4.00%)	Current (6.50% decreasing to 5.00%)	1% increase (7.50% decreasing to 6.00%)
	<u> </u>	<u> </u>	<u> </u>
Net OPEB Liability	\$ 1,785,560	\$ 2,236,839	\$ 2,777,483

**I. OPEB Expense, and Deferred Outflows of Resources and Deferred Inflows of Resources
Related to OPEB**

For the year ended June 30, 2022, the District recognized OPEB expense of \$47,618. At June 30, 2022, the District reported deferred outflows of resources and deferred inflows of resources related to OPEB from the following sources:

	Deferred Outflows of Resources	Deferred Inflows of Resources
	<u> </u>	<u> </u>
Investment gains	\$ -	\$ 314,569
Liability gains	-	1,505,032
Changes of assumptions	263,752	348,544
Employer Contributions	351,168	-
	<u> </u>	<u> </u>
Total	<u>\$ 614,920</u>	<u>\$ 2,168,145</u>

**Independent School District No. 656
Notes to Basic Financial Statements**

NOTE 8 – POST EMPLOYMENT HEALTH CARE PLAN (CONTINUED)

**I. OPEB Expense, and Deferred Outflows of Resources and Deferred Inflows of Resources
Related to OPEB (Continued)**

\$351,168 reported as deferred outflows of resources related to OPEB resulting from District contributions made subsequent to the measurement date will be recognized as a reduction of the net pension liability in the year ended June 30, 2023. Amounts reported as deferred outflows of resources and deferred inflows of resources related to OPEB will be recognized in OPEB expense as follows:

Year Ending June 30,	Total
2023	\$ (425,181)
2024	(425,185)
2025	(430,728)
2026	(433,515)
2027	(83,107)
Thereafter	(106,677)
Total	\$ (1,904,393)

NOTE 9 – JOINT POWERS AGREEMENT

The District and 13 other school districts in Minnesota have entered into a Joint Powers Agreement to form the Minnesota Schools Wind Energy Cooperative (the Cooperative). The purpose of the Cooperative is to acquire, develop, construct, finance, operate, and maintain a wind energy project to be located in Minnesota. The Cooperative is governed by a Joint Powers Board, which consists of two members (a Board of Education member and the superintendent or another District employee) from each of the participating districts. Any district may withdraw from the Cooperative prior to the issuance of any project financing instruments, provided that the withdrawing district reimburses the Cooperative for its pro rata portion of the total development or other project costs or other obligations incurred by the Cooperative. Once financing instruments, other than Clean Renewable Energy Bonds (CREBs), have been issued, a district may withdraw provided it prepays the outstanding balance of its pro rata portion of any outstanding finance instruments. Upon issuance of the CREBs, no district may withdraw membership until the CREBs have been repaid in full. The District has not committed any financial resources to the Cooperative as of June 30, 2022.

**Independent School District No. 656
Notes to Basic Financial Statements**

NOTE 8 – POST EMPLOYMENT HEALTH CARE PLAN (CONTINUED)

**I. OPEB Expense, and Deferred Outflows of Resources and Deferred Inflows of Resources
Related to OPEB (Continued)**

\$351,168 reported as deferred outflows of resources related to OPEB resulting from District contributions made subsequent to the measurement date will be recognized as a reduction of the net pension liability in the year ended June 30, 2023. Amounts reported as deferred outflows of resources and deferred inflows of resources related to OPEB will be recognized in OPEB expense as follows:

Year Ending June 30,	Total
2023	\$ (425,181)
2024	(425,185)
2025	(430,728)
2026	(433,515)
2027	(83,107)
Thereafter	(106,677)
Total	\$ (1,904,393)

NOTE 9 – JOINT POWERS AGREEMENT

The District and 13 other school districts in Minnesota have entered into a Joint Powers Agreement to form the Minnesota Schools Wind Energy Cooperative (the Cooperative). The purpose of the Cooperative is to acquire, develop, construct, finance, operate, and maintain a wind energy project to be located in Minnesota. The Cooperative is governed by a Joint Powers Board, which consists of two members (a Board of Education member and the superintendent or another District employee) from each of the participating districts. Any district may withdraw from the Cooperative prior to the issuance of any project financing instruments, provided that the withdrawing district reimburses the Cooperative for its pro rata portion of the total development or other project costs or other obligations incurred by the Cooperative. Once financing instruments, other than Clean Renewable Energy Bonds (CREBs), have been issued, a district may withdraw provided it prepays the outstanding balance of its pro rata portion of any outstanding finance instruments. Upon issuance of the CREBs, no district may withdraw membership until the CREBs have been repaid in full. The District has not committed any financial resources to the Cooperative as of June 30, 2022.

PRELIMINARY

(THIS PAGE LEFT BLANK INTENTIONALLY)

PRELIMINARY

REQUIRED SUPPLEMENTARY INFORMATION

Independent School District No. 656
Schedule of Changes in Net OPEB Liability
and Related Ratios

	June 30, 2021	June 30, 2020	June 30, 2019
Total OPEB Liability			
Service cost	\$ 416,793	\$ 431,991	\$ 382,611
Interest	170,746	194,604	246,581
Differenced between expected and actual experience	(916,935)	-	(1,258,407)
Changes of assumptions	170,220	164,992	(609,955)
Plan changes	35,675	-	-
Benefit payments	(430,834)	(465,637)	(567,189)
Other changes	-	-	14,278
Net change in total OPEB liability	<u>(554,335)</u>	<u>325,950</u>	<u>(1,792,081)</u>
Beginning of year	<u>5,684,879</u>	<u>5,358,929</u>	<u>7,151,010</u>
End of year	<u>\$ 5,130,544</u>	<u>\$ 5,684,879</u>	<u>\$ 5,358,929</u>
Plan Fiduciary Net Pension (FNP)			
Employer contributions	\$ 284,354	\$ 266,513	\$ 3,018,189
Projected investment income	167,835	133,389	90,754
Differences between expected and actual experience	417,555	-	-
Benefit payments	(430,834)	(465,637)	(567,189)
Administrative expense	(17,420)	(3,084)	(720)
Other changes	-	-	-
Net change in plan fiduciary net position	<u>421,490</u>	<u>(68,819)</u>	<u>2,541,034</u>
Beginning of year	<u>2,472,215</u>	<u>2,541,034</u>	<u>-</u>
End of year	<u>\$ 2,893,705</u>	<u>\$ 2,472,215</u>	<u>\$ 2,541,034</u>
Net OPEB liability	<u>\$ 2,236,839</u>	<u>\$ 3,212,664</u>	<u>\$ 2,817,895</u>
Plan FNP as a percentage of the total OPEB liability	56.40%	43.49%	47.42%
Covered-employee payroll	\$ 29,759,852	\$ 28,281,892	\$ 27,458,148
Net OPEB liability as a percentage of covered-employee payroll	7.52%	11.36%	10.26%

Note: Schedule is intended to show ten year trend. Additional years will be reported as they become available.

<u>June 30, 2018</u>	<u>June 30, 2017</u>
\$ 459,497	\$ 446,114
246,070	243,084
-	-
-	-
-	-
(659,291)	(570,970)
-	-
<u>46,276</u>	<u>118,228</u>
<u>7,104,734</u>	<u>6,986,506</u>
<u>\$ 7,151,010</u>	<u>\$ 7,104,734</u>

\$ -	\$ -
-	-
-	-
-	-
-	-
-	-
-	-
-	-
-	-
<u>\$ -</u>	<u>\$ -</u>
<u>\$ 7,151,010</u>	<u>\$ 7,104,734</u>

0.00% 0.00%

\$ 28,185,892 \$ 27,364,944

25.37% 25.96%

**Independent School District No. 656
Schedule of Investment Returns**

	<u>June 30, 2021</u>	<u>June 30, 2020</u>	<u>June 30, 2019</u>	<u>June 30, 2018</u>	<u>June 30, 2017</u>
Annual money-weighted rate of return, net of investment expense	5.80%	5.80%	5.20%	N/A	N/A

Note: Schedule is intended to show ten year trend. Additional years will be reported as they become available.

PRELIMINARY

Independent School District No. 750
Schedule of District's and Non-Employer Proportionate Share
(if Applicable) of Net Pension Liability
Last Ten Years General Employees Retirement Fund

For Fiscal Year Ended June 30,	District's Proportion of the Net Pension Liability (Asset)	District's Proportionate Share of the Net Pension Liability (Asset)	District's Proportionate Share of State of Minnesota's Proportionated Share of the Net Pension Liability	District's Proportionate Share of the Net Pension of Minnesota's Net Pension of Liability	District's Covered Payroll	District's Proportionate Share of the Net Pension Liability (Asset) as a Percentage of its Covered Payroll	Plan Fiduciary Net Position as a Percentage of the Total Pension Liability
2014	0.1181%	\$ 5,547,747	\$ -	\$ 5,547,747	\$ 6,215,476	89.3%	78.75%
2015	0.1103%	5,716,318	-	5,716,318	6,378,760	89.6%	78.19%
2016	0.1136%	9,223,757	120,483	9,344,240	7,058,880	130.7%	68.91%
2017	0.1079%	6,888,265	86,620	6,974,885	6,968,560	98.8%	75.90%
2018	0.1054%	5,847,160	191,696	6,038,856	7,060,427	82.8%	79.53%
2019	0.1056%	5,838,387	181,492	6,019,879	7,478,627	78.1%	80.23%
2020	0.1046%	6,271,248	193,337	6,464,585	7,460,507	84.1%	79.06%
2021	0.1078%	4,603,543	140,593	4,744,136	7,764,307	59.3%	87.00%

Note: Schedule is intended to show ten year trend. Additional years will be reported as they become available.

Schedule of District's and Non-Employer Proportionate Share
(if Applicable) of Net Pension Liability
Last Ten Years TRA Retirement Fund

For Fiscal Year Ended June 30,	District's Proportion of the Net Pension Liability (Asset)	District's Proportionate Share of the Net Pension Liability (Asset)	District's Proportionate Share of State of Minnesota's Proportionated Share of the Net Pension Liability	District's Proportionate Share of the Net Pension of Minnesota's Net Pension of Liability	District's Covered Payroll	District's Proportionate Share of the Net Pension Liability (Asset) as a Percentage of its Covered Payroll	Plan Fiduciary Net Position as a Percentage of the Total Pension Liability
2014	0.3926%	\$ 18,090,723	\$ 1,272,601	\$ 19,363,324	\$ 17,997,714	100.5%	81.50%
2015	0.3860%	24,038,753	2,948,815	26,987,568	19,928,707	120.6%	76.77%
2016	0.4023%	95,958,149	9,632,120	105,590,269	21,210,000	452.4%	44.88%
2017	0.3908%	78,010,769	7,541,449	85,552,218	20,931,547	372.7%	51.57%
2018	0.3922%	24,635,736	2,314,163	26,949,899	21,913,467	112.4%	78.07%
2019	0.3876%	24,705,706	2,186,373	26,892,079	21,080,078	117.2%	78.21%
2020	0.3812%	28,163,567	2,359,927	30,523,494	22,149,697	127.2%	75.48%
2021	0.3894%	17,041,308	1,437,102	18,478,410	23,301,993	73.1%	86.63%

Note: Schedule is intended to show ten year trend. Additional years will be reported as they become available.

**Independent School District No. 750
Schedule of District Contributions
General Employees Retirement Fund
Last Ten Years**

For Fiscal Year Ended June 30,	Statutorily Required Contribution	Contributions in Relation to the Statutorily Required Contributions	Contribution Deficiency (Excess)	District's Covered Payroll	Contributions as a Percentage of Covered Payroll
2014	\$ 450,622	\$ 450,622	\$ -	\$ 6,215,476	7.25%
2015	478,407	478,407	-	6,378,760	7.50%
2016	529,416	529,416	-	7,058,880	7.50%
2017	522,642	522,642	-	6,968,560	7.50%
2018	529,532	529,532	-	7,060,427	7.50%
2019	560,897	560,897	-	7,478,627	7.50%
2020	559,538	559,538	-	7,460,507	7.50%
2021	582,323	582,323	-	7,764,307	7.50%
2022	566,667	566,667	-	7,555,560	7.50%

Note: Schedule is intended to show ten year trend. Additional years will be reported as they become available.

**Schedule of District Contributions
TRA Retirement Fund
Last Ten Years**

For Fiscal Year Ended June 30,	Statutorily Required Contribution	Contributions in Relation to the Statutorily Required Contributions	Contribution Deficiency (Excess)	District's Covered Payroll	Contributions as a Percentage of Covered Payroll
2014	\$ 1,259,840	\$ 1,259,840	\$ -	\$ 17,997,714	7.00%
2015	1,494,653	1,494,653	-	19,928,707	7.50%
2016	1,590,750	1,590,750	-	21,210,000	7.50%
2017	1,569,866	1,569,866	-	20,931,547	7.50%
2018	1,643,510	1,643,510	-	21,913,467	7.50%
2019	1,625,274	1,625,274	-	21,080,078	7.71%
2020	1,754,256	1,754,256	-	22,149,697	7.92%
2021	1,894,452	1,894,452	-	23,301,993	8.13%
2022	2,144,174	2,144,174	-	25,709,520	8.34%

Note: Schedule is intended to show ten year trend. Additional years will be reported as they become available.

Independent School District No. 656
Notes to the Required Supplementary Information

TRA Retirement Fund

2021 Changes

Changes in Actuarial Assumptions

- The investment return assumption was changed from 7.5% to 7.0%.

2020 Changes

Changes in Actuarial Assumptions

- Assumed termination rates were changed to more closely reflect actual experience.
- The pre-retirement mortality assumption was changed to the RP 2014 white collar employee table, male rates set back five years and female rates set back seven years. Generational projection uses the MP 2015 scale.
- Assumed form of annuity election proportions were changed to more closely reflect actual experience for female retirees.

2019 Changes

Changes in Actuarial Assumptions

- None

2018 Changes

Changes in Actuarial Assumptions

- The discount rate was increased to 7.5% from 5.12%.
- The cost of living adjustment (COLA) was reduced from 2.0% each January 1 to 1.0%, effective January 1, 2019. Beginning January 1, 2024, the COLA will increase 0.1% each year until reaching the ultimate rate of 1.5% on January 1, 2028.
- Beginning July 1, 2024, eligibility for the first COLA changes to normal retirement age (age 65 to 66, depending on date of birth). However, members who retire under Rule of 90 and members who are at least age 62 with 30 years of service credit are exempt.
- The COLA trigger provision, which would have increased the COLA to 2.5% if the funded ratio was at least 90% for two consecutive years, was eliminated.
- Augmentation in the early retirement reduction factors is phased out over a five-year period beginning July 1, 2019, and ending July 1, 2024 (this reduces early retirement benefits). Members who retire and are at least age 62 with 30 years of service are exempt.
- Augmentation on deferred benefits will be reduced to 0% beginning July 1, 2019. Interest payable on refunds to members was reduced from 4.0% to 3.0%, effective July 1, 2018. Interest due on payments and purchases from members, employers was reduced from 8.5% to 7.5%, effective July 1, 2018.
- The employer contribution rate is increased each July 1 over the next six years (7.71% in 2018, 7.92% in 2019, 8.13% in 2020, 8.34% in 2021, 8.55% in 2022, and 8.75% in 2023). In addition, the employee contribution rate will increase from 7.50% to 7.75% on July 1, 2023. The state provides funding for the higher employer contribution rate through an adjustment in the school aid formula.

2017 Changes

Changes in Actuarial Assumptions

- The discount rate was increased to 5.12% from 4.66%.

Independent School District No. 656
Notes to the Required Supplementary Information

TRA Retirement Fund (Continued)

2017 Changes (Continued)

Changes in Actuarial Assumptions (Continued)

- The cost of living adjustment (COLA) was assumed to increase from 2.0% annually to 2.5% annually on July 1, 2045.
- The COLA was not assumed to increase to 2.5% but remain at 2.0% for all future years.
- Adjustments were made to the combined service annuity loads. The active load was reduced from 1.4% to 0.0%, the vested inactive load increased from 4.0% to 7.0% and the non-vested inactive load increased from 4.0% to 9.0%.
- The investment return assumption was changed from 8.0% to 7.5%.
- The price inflation assumption was lowered from 2.75% to 2.5%.
- The payroll growth assumption was lowered from 2.5% to 3.0%.
- The general wage growth assumption was lowered from 3.5% to 2.85% for ten years followed by 3.25% thereafter.
- The salary increase assumption was adjusted to reflect the changes in the general wage growth assumption.

2016 Changes

Changes in Actuarial Assumptions

- The discount rate was decreased to 4.66% from 8.0%.
- The COLA was not assumed to increase for funding or the GASB calculation. It remained at 2% for all future years.
- The price inflation assumption was lowered from 3% to 2.75%.
- The general wage growth and payroll growth assumptions were lowered from 3.75% to 3.5%.
- Minor changes as some durations for the merit scale of the salary increase assumption.
- The pre-retirement mortality assumption was changed to the RP 2014 white collar employee table, male rates set back six years and female rates set back five years. Generational projection uses the MP 2015 scale.
- The post-retirement mortality assumption was changed to the RP 2014 white collar annuitant table, male rates set back three years and female rates set back three years, with further adjustments of the rates. Generational projection uses the MP 2015 scale.
- The post-disability mortality assumption was changed to the RP 2014 disabled retiree mortality table, without adjustment.
- Separate retirement assumptions for members hired before or after July 1, 1989, were created to better reflect each group's behavior in light of different requirements for retirement eligibility.
- Assumed termination rates were changed to be based solely on years of service in order to better fit the observed experience.
- A minor adjustment and simplification of the assumption regarding the election of optional form of annuity payment at retirement were made.

2015 Changes

Changes of Benefit Terms

- The DTRFA was merged into TRA on June 30, 2015.

Independent School District No. 656
Notes to the Required Supplementary Information

TRA Retirement Fund (Continued)

2015 Changes (Continued)

Changes in Actuarial Assumptions

- The annual COLA for the June 30, 2015, valuation assumed 2%. The prior year valuation used 2% with an increase to 2.5% commencing in 2034. The discount rate used to measure the total pension liability was 8.0%. This is a decrease from the discount rate at the prior measurement date of 8.25%.

PRELIMINARY

Independent School District No. 656
Notes to the Required Supplementary Information

General Employees Fund

2021 Changes

Changes in Actuarial Assumptions

- The investment return and single discount rates were changed from 7.5% to 6.5% for financial reporting purposes.
- The mortality improvement scale was changed from scale MP-2019 to scale MP-2020.

Changes in Plan Provisions

- There have been no changes since the prior valuation.

2020 Changes

Changes in Actuarial Assumptions

- The price inflation assumption was decreased from 2.5% to 2.25%.
- The payroll growth assumption was decreased from 3.25% to 3.0%.
- Assumed salary increase rates were changed as recommended in the June 30, 2019, experience study. The net effect is assumed rates that average 0.25% less than previous rates.
- Assumed rates of retirement were changed as recommended in the June 30, 2019, experience study. The changes result in more unreduced (normal) retirements and slightly fewer Rule of 90 and early retirements.
- Assumed rates of termination were changed as recommended in the June 30, 2019, experience study. The new rates are based on service and are generally lower than the previous rates for years 2-5 and slightly higher thereafter.
- Assumed rates of disability were changed as recommended in the June 30, 2019, experience study. The change results in fewer predicted disability retirements for males and females.
- The base mortality table for healthy annuitants and employees was changed from the RP-2014 table to the Pub-2010 General Mortality table, with adjustments. The base mortality table for disabled annuitants was changed from the RP-2014 disabled annuitant mortality table to the Pub-2010 General/Teacher disabled annuitant mortality table, with adjustments.
- The mortality improvement scale was changed from Scale MP-2018 to Scale MP-2019.
- The assumed spouse age difference was changed from two years older for females to one year older.
- The assumed number of married male new retirees electing the 100% Joint and Survivor option changed from 35% to 45%. The assumed number of married female new retirees electing the 100% Joint and Survivor option changed from 15% to 30%. The corresponding number of married new retirees electing the Life annuity option was adjusted accordingly.

Changes in Plan Provisions

- Augmentation for current privatized members was reduced to 2.0% for the period July 1, 2020 through December 31, 2023, and 0.0% thereafter. Augmentation was eliminated for privatizations occurring after June 30, 2020.

2019 Changes

Changes in Actuarial Assumptions

- The mortality projection scale was changed from MP-2017 to MP-2018.

Independent School District No. 656
Notes to the Required Supplementary Information

General Employees Fund (Continued)

2019 Changes (Continued)

Changes in Plan Provisions

- The employer supplemental contribution was changed prospectively, decreasing from \$31 million to \$21 million per year. The State's special funding contribution was changes prospectively, requiring \$16 million due per year through 2031.

2018 Changes

Changes in Actuarial Assumptions

- The mortality projection scale was changed from MP-2015 to MP-2017.
- The assumed benefit increase was changed from 1.0% per year through 2044 and 2.5% per year thereafter to 1.25% per year.

Changes in Plan Provisions

- The augmentation adjustment in early retirement factors is eliminated over a five-year period starting July 1, 2019, resulting in actuarial equivalence after June 30, 2024.
- Interest credited on member contributions decreased from 4.0% to 3.0%, beginning July 1, 2018.
- Deferred augmentation was changed to 0.0%, effective January 1, 2019. Augmentation that has already accrued for deferred members will still apply.
- Contribution stabilizer provisions were repealed.
- Post-retirement benefit increases were changed from 1.0% per year with a provision to increase to 2.5% upon attainment of 90% funding ratio to 50% of the Social Security Cost of Living Adjustment, not less than 1.0% and not more than 1.5%, beginning January 1, 2019.
- For retirements on or after January 1, 2024, the first benefit increase is delayed until the retiree reaches Normal Retirement Age. Does not apply to Rule of 90 retirees, disability benefit recipients, or survivors.
- Actuarial equivalent factors were updated to reflect revised mortality and interest assumptions.

2017 Changes

Changes in Actuarial Assumptions

- The CSA loads were changed from 0.8% for active members and 60% for vested and non-vested deferred members. The revised CSA loads are now 0.0% for active member liability, 15% for vested deferred member liability and 3% for non-vested deferred member liability.
- The assumed post-retirement benefit increase rate was changed from 1.0% per year for all years to 1.0% per year through 2044 and 2.5% per year thereafter.

Changes in Plan Provisions

- The State's contribution for the Minneapolis Employees Retirement Fund equals \$16,000,000 in 2017 and 2018, and \$6,000,000 thereafter.
- The Employer Supplemental Contribution for the Minneapolis Employees Retirement Fund changed from \$21,000,000 to \$31,000,000 in calendar years 2019 to 2031. The State's contribution changed from \$16,000,000 to \$6,000,000 in calendar years 2019 to 2031.

2016 Changes

Changes in Actuarial Assumptions

- The assumed post-retirement benefit increase rate was changed from 1.0% per year through 2035 and 2.5% per year thereafter to 1.0% per year for all future years.

Independent School District No. 656
Notes to the Required Supplementary Information

General Employees Fund (Continued)

2016 Changes (Continued)

Changes in Actuarial Assumptions (Continued)

- The assumed investment return was changed from 7.9% to 7.5%. The single discount rate was changed from 7.9% to 7.5%.
- Other assumptions were changed pursuant to the experience study dated June 30, 2015. The assumed future salary increases, payroll growth, the inflation was decreased by 0.25% to 3.25% for payroll growth and 2.50% for inflation.

Changes in Plan Provisions

- There have been no changes since the prior valuation.

2015 Changes

Changes in Actuarial Assumptions

- The assumed post-retirement benefit increase rate was changed from 1.0% per year through 2030 and 2.5% per year thereafter to 1.0% per year through 2035 and 2.5% per year thereafter.

Changes in Plan Provisions

- On January 1, 2015, the Minneapolis Employees Retirement Fund was merged into the General Employees Fund, which increased the total pension liability by \$1.1 billion and increased the fiduciary plan net position by \$892 million. Upon consolidation, state and employer contributions were revised; the State's contribution of \$6.0 million, which meets the special funding situation definition, was due September 2015.

Independent School District No. 656
Notes to the Required Supplementary Information

Other Post Employment Benefits

2022 Changes

Changes in Plan Provisions

- The GASB 75 post employment medical subsidized benefit for Office Personnel increased from \$250 to \$300 per month until Medicare eligibility.

Changes in Actuarial Assumptions

- The health care trend rates were changed to better anticipate short term and long term medical increases.
- The mortality tables were updated from the RP-2010 Public Retirement Plans Headcount – Weighted Mortality Tables (General, Teachers) with MP-2018 Generational Improvement Scale to the Pub-2010 Public Retirement Plans Headcount-Weighted Mortality Tables (General, Teachers with MP-2020 Generational Improvement Scale.
- The salary increase rates for non-teachers were updated to reflect the latest experience study.
- The withdrawal rates were updated to reflect the latest experience study.
- The inflation rate was changed from 2.50% to 2.00%.
- The discount rate was changed from 2.90% to 2.60%.

2021 Changes

Changes in Actuarial Assumptions

- The discount rate was changed from 3.50% to 2.90%.

2020 Changes

Changes in Plan Provisions

- The post employment medical subsidy eligibility of Non-Union Directors and Coordinators changed from age 55 with 15 years of service to age 55 with 10 years of service.

Changes in Actuarial Assumptions

- The health care trend rates were changed to better anticipate short term and long term medical increases.
- The mortality tables were updated from the RP-2014 White Collar Mortality Tables with MP-2016 Generational Improvement Scale to the PUB-2010 Public Retirement Plans Headcount-Weighted Mortality Tables (General, Teachers) with MP-2018 Generational Improvement Scale.
- The salary increase rates were changed from a flat 3.00% per year for all employees to rates which vary by service and contract group.
- The retiree plan participation percentage for future retirees eligible to receive a \$100 per month subsidy was reduced from 50% to 25%.
- The discount rate was changed from 3.40% to 3.50%.
- The discount rate changed from 3.20% to 2.90%.

2019 Changes

Other Changes

- The District set up an irrevocable OPEB Trust on August 30, 2018.

Independent School District No. 656
Notes to the Required Supplementary Information

Other Post Employment Benefits (Continued)

2018 Changes

Changes in Plan Provisions

- The eligibility for Non-Union Cabinet employees was changed from age 55 with 5 years of service to the earlier of age 55 with 5 years of service or age 50 with 20 years of service.

Changes in Actuarial Assumptions

- The health care trend rates were changed to better anticipate short-term and long-term medical increases.
- The mortality tables were updated from the RP-2014 White Collar Mortality Tables with MP-2015 Generational Improvement School to the RP-2014 White Collar Mortality Tables with MP-2016 Generational Improvement Scale.
- The retiree plan participation percentage was increased from 75% to 100% for retirees eligible for a pre-age 65 medical subsidy equal to the full single premium. Also, future retirees were assumed to elect the \$1,200 deductible plan and will receive an annual contribution of \$1,200 in addition to District paid premiums.
- The discount rate was changed from 3.50% to 3.40%.

PRELIMINARY

SUPPLEMENTARY INFORMATION

Independent School District No. 656

Uniform Financial Accounting and Reporting Standards
Compliance Table
Year Ended June 30, 2022

	Audit	UFARS	Audit-UFARS		Audit	UFARS	Audit-UFARS
01 GENERAL FUND				06 BUILDING CONSTRUCTION FUND			
Total revenue	\$ 59,125,867	\$ 59,125,868	\$ 1	Total revenue	\$ 14,293	\$ 14,294	\$ 1
Total expenditures	59,422,617	59,422,618	1	Total expenditures	2,606,733	2,606,734	1
<i>Nonspendable:</i>				<i>Nonspendable:</i>			
4.60 Nonspendable fund balance	43,056	43,056	-	4.60 Nonspendable Fund Balance	-	-	-
<i>Restricted/Reserved:</i>				<i>Restricted/Reserved:</i>			
4.01 Student Activities	105,172	105,172	-	4.07 Capital Projects Levy	-	-	-
4.02 Scholarships	-	-	-	4.13 Building Projects Funded by COP	525,386	525,386	-
4.03 Staff Development	54,917	54,917	-	4.67 LTFM	-	-	-
4.07 Capital Projects Levy	-	-	-	<i>Restricted:</i>			
4.08 Cooperative Programs	-	-	-	4.64 Restricted fund balance	533,052	533,052	-
4.13 Building Projects Funded by COP/	-	-	-	<i>Unassigned:</i>			
4.14 Operating Debt	-	-	-	4.63 Unassigned fund balance	-	-	-
4.16 Levy Reduction	-	-	-				
4.17 Taconite Building Maintenance	-	-	-	07 DEBT SERVICE FUND			
4.24 Operating Capital	300,670	300,670	-	Total revenue	\$ 2,255,707	\$ 2,255,707	\$ -
4.26 \$25 Taconite	-	-	-	Total expenditures	2,253,625	2,253,625	-
4.27 Disabled Accessibility	-	-	-	<i>Nonspendable:</i>			
4.28 Learning and Development	-	-	-	4.60 Nonspendable fund balance	-	-	-
4.34 Area Learning Center	-	-	-	<i>Restricted/Reserved:</i>			
4.35 Contracted Alternative Programs	-	-	-	4.25 Bond refunding	-	-	-
4.36 State Approved Alternative Progra	-	-	-	4.33 Maximum effort loan aid	-	-	-
4.38 Gifted and Talented	-	-	-	4.51 QZAB payments	-	-	-
4.40 Teacher Development and Evaluat	-	-	-	4.67 LTFM	-	-	-
4.41 Basic Skills Programs	-	-	-	<i>Restricted:</i>			
4.45 Career Technical Programs	-	-	-	4.64 Restricted fund balance	544,175	544,174	(1)
4.48 Achievement and Integration Reve	-	-	-	<i>Unassigned:</i>			
4.49 Safe School Crime	39,716	39,716	-	4.63 Unassigned fund balance	-	-	-
4.51 QZAB payments	-	-	-				
4.52 OPEB Liabilities not Held in Trust	-	-	-	08 TRUST FUND			
4.53 Unfunded Severance and Retirement Levy	-	-	-	Total revenue	\$ -	\$ -	\$ -
4.59 Basic Skills Extended Time	-	-	-	Total expenditures	-	-	-
4.67 Long-Term Facilities Maintenance	(6,473)	(6,473)	-	<i>Unassigned:</i>			
<i>Restricted:</i>				4.01 Student Activities	-	-	-
4.72 Medical Assistance	-	-	-	4.02 Scholarships	-	-	-
4.64 Restricted fund balance	-	-	-	4.22 Net position	-	-	-
4.75 Title VII - Impact Aid	-	-	-				
4.76 Payments in Lieu of Taxes	-	-	-	18 CUSTODIAL			
<i>Committed:</i>				Total revenue	\$ -	\$ -	\$ -
4.18 Committed for separation	-	-	-	Total expenditures	-	-	-
4.61 Committed	-	-	-	<i>Restricted/Reserved:</i>			
<i>Assigned:</i>				4.01 Student Activities	-	-	-
4.62 Assigned fund balance	318,827	318,827	-	4.02 Scholarships	-	-	-
<i>Unassigned:</i>				4.48 Achievement and Integration	-	-	-
4.22 Unassigned fund balance (net posit	6,712,061	6,712,060	(1)	4.64 Restricted	-	-	-
02 FOOD SERVICE FUND				20 INTERNAL SERVICE FUND			
Total revenue	\$ 3,235,257	\$ 3,235,256	\$ (1)	Total revenue	\$ 2,760,650	\$ 2,760,648	\$ (2)
Total expenditures	2,255,456	2,255,453	(3)	Total expenditures	2,432,508	2,432,507	(1)
<i>Nonspendable:</i>				<i>Unassigned:</i>			
4.60 Nonspendable fund balance	-	-	-	4.22 Net position	354,241	354,241	-
<i>Restricted/Reserved:</i>							
4.52 OPEB liabilities not held in trust	-	-	-	25 OPEB REVOCABLE TRUST			
<i>Restricted:</i>				Total revenue	\$ -	\$ -	\$ -
4.64 Restricted fund balance	1,606,440	1,606,440	-	Total expenditures	-	-	-
<i>Unassigned:</i>				<i>Unassigned:</i>			
4.63 Unassigned fund balance	-	-	-	4.22 Net position	-	-	-
04 COMMUNITY SERVICE FUND				45 OPEB IRREVOCABLE TRUST			
Total revenue	\$ 3,348,689	\$ 3,348,690	\$ 1	Total revenue	\$ (362,226)	\$ (362,226)	\$ -
Total expenditures	3,478,617	3,478,620	3	Total expenditures	142,891	142,891	-
<i>Nonspendable:</i>				<i>Unassigned:</i>			
4.60 Nonspendable fund balance	-	-	-	4.22 Net position	2,388,588	2,388,588	-
<i>Restricted/Reserved:</i>							
4.26 \$25 Taconite	-	-	-	47 OPEB DEBT SERVICE			
4.31 Community Education	466,731	466,730	(1)	Total revenue	\$ -	\$ -	\$ -
4.32 ECFE	186,111	186,111	-	Total expenditures	-	-	-
4.40 Teacher Development and Evaluat	-	-	-	<i>Nonspendable:</i>			
4.44 School Readiness	220,703	220,703	-	4.60 Nonspendable fund balance	-	-	-
4.47 Adult Basic Education	148,314	148,314	-	<i>Restricted:</i>			
4.52 OPEB Liabilities not Held in Trust	-	-	-	4.25 Bond refundings	-	-	-
<i>Restricted:</i>				4.64 Restricted fund balance	-	-	-
4.64 Restricted fund balance	1,634	1,634	-	<i>Unassigned:</i>			
<i>Unassigned:</i>				4.63 Unassigned fund balance	-	-	-
4.63 Unassigned fund balance	-	-	-				

**Independent School District No. 656
Schedule of Expenditures of Federal Awards
Year Ended June 30, 2022**

Federal Funding Source	Federal Assistance Listing Number	Pass Through Entity	Grant Name	Expenditures
Department of Agriculture	10.555	Minnesota Department of Education	Commodities Program	\$ 157,151
Department of Agriculture	10.553	Minnesota Department of Education	School Breakfast	599,561
Department of Agriculture	10.555	Minnesota Department of Education	Type A Lunch	1,578,306
	10.555C	Minnesota Department of Education	COVID - 19 Supply Chain Assistance	57,070
Department of Agriculture	10.556	Minnesota Department of Education	Special Milk	2,486
Department of Agriculture	10.559	Minnesota Department of Education	Summer Food Service	424,371
			Total Child Nutrition Cluster	<u>2,818,945</u>
Department of Agriculture	10.558	Minnesota Department of Education	Child Care Food Program	165,504
Department of Treasury	21.027	Minnesota Department of Education	COVID-19 Coronavirus State and Local Fiscal Recovery Funds	429,793
Federal Communications Commission	32.009	Minnesota Department of Education	COVID-19 Emergency Connectivity Fund	236,388
Department of Education	84.010	Minnesota Department of Education	Title I, Part A	900,909
Department of Education	84.367	Minnesota Department of Education	Title II, Part A - Supporting Effective Instruction	108,476
Department of Education	84.365	Minnesota Department of Education	Title III, Part A - English Language Acquisition	129,624
Department of Education	84.424	Minnesota Department of Education	Title IV, Part A - Student Support and Academic Enrichment	74,101
Department of Education	84.027	Minnesota Department of Education	Special Education	905,669
Department of Education	84.027C	Minnesota Department of Education	COVID-19 ARP IDEA Part B Section 611	129,781
Department of Education	84.173C	Minnesota Department of Education	COVID-19 ARP IDEA Part B Section 619	15,616
Department of Education	84.173	Minnesota Department of Education	Disabled Early Education	14,165
			Total Special Education Cluster	<u>1,065,231</u>
Department of Education	84.181	Minnesota Department of Education	Special Education - Grants for Infants and Families	32,783
Department of Education	84.371	Minnesota Department of Education	Comprehensive Literacy Development	1,488,910
Department of Education	84.287	Minnesota Department of Education	Twenty-First Century Community Learning Centers	252,450
Department of Education	84.425U	Minnesota Department of Education	COVID-19 Elementary and Secondary School Education Relief (ESSER) III Fund	2,812,456
Department of Education	84.425D	Minnesota Department of Education	COVID-19 ESSER II Fund	1,627,439
Department of Education	84.425U	Minnesota Department of Education	COVID-19 ESSER - Compensatory Reporting Extension	322,599
Department of Education	84.425C	Minnesota Department of Education	COVID-19 Governors Emergency Relief Fund	16,650
Department of Education	84.425D	Minnesota Department of Education	COVID-19 Expanded Summer Learning - ESSER	427,196
			Total Education Relief Cluster	<u>5,206,340</u>
Department of Education	84.002	Southern MN ABE Consortium	Adult Basic Education	88,814
Department of Health and Human Services	93.323	Minnesota Department of Education	MN COVID-19 Testing Program	191,034
Total Federal Expenditures				<u>\$ 13,189,302</u>

See notes to schedule of expenditures of federal awards.

Independent School District No. 656
Notes to Schedule of Expenditures of Federal Awards

NOTE 1 – BASIS OF PRESENTATION

The accompanying Schedule of Expenditures of Federal Awards includes the federal grant activity of the District and is presented on the modified accrual basis of accounting. The information in this Schedule is presented in accordance with the requirements of the Uniform Guidance. Therefore, some amounts presented in this Schedule may differ from amounts presented in, or used in the preparation of the modified accrual basis financial statements.

NOTE 2 – PASS-THROUGH GRANT NUMBERS

All pass-through entities listed above use the same Assistance Listing numbers as the federal grantors to identify these grants and have not assigned any additional identifying numbers.

NOTE 3 – INVENTORY

Inventories of commodities donated by the U.S. Department of Agriculture are recorded at market value in the Food Service Fund as inventory. Revenue and expenditures are recorded when commodities are used.

NOTE 4 – INDIRECT COST RATE

The District did not elect to use the 10 percent de minimis indirect cost rate, as allowed under the Uniform Guidance.

**Report on Internal Control over Financial Reporting
and on Compliance and Other Matters Based on an Audit
of Basic Financial Statements Performed in Accordance
with *Government Auditing Standards***

Independent Auditor's Report

To the School Board
Independent School District No. 656
Faribault, Minnesota

We have audited, in accordance with the auditing standards generally accepted in the United States of America and the standards applicable to financial audits contained in *Government Auditing Standards*, issued by the Comptroller General of the United States, the basic financial statements of the governmental activities, each major fund, and the aggregate remaining fund information of Independent School District No. 656, Faribault, Minnesota, as of and for the year ending June 30, 2022, and the related notes to basic financial statements, which collectively comprise the District's basic financial statements and have issued our report thereon dated October 13, 2022.

Report on Internal Control over Financial Reporting

In planning and performing our audit of the basic financial statements, we considered the District's internal control over financial reporting (internal control) as a basis for designing audit procedures that are appropriate in the circumstances for the purpose of expressing our opinions on the basic financial statements, but not for the purpose of expressing an opinion on the effectiveness of the District's internal control. Accordingly, we do not express an opinion on the effectiveness of the District's internal control.

A deficiency in internal control exists when the design or operation of a control does not allow management or employees, in the normal course of performing their assigned functions, to prevent, or detect and correct, misstatements on a timely basis. A material weakness is a deficiency, or a combination of deficiencies, in internal control such that there is a reasonable possibility that a material misstatement of the District's basic financial statements will not be prevented, or detected and corrected, on a timely basis. A significant deficiency is a deficiency, or a combination of deficiencies, in internal control that is less severe than a material weakness, yet important enough to merit attention by those charged with governance.

Our consideration of the internal control was for the limited purpose described in the first paragraph of this section and was not designed to identify all deficiencies in internal control that might be material weaknesses or significant deficiencies. Given these limitations, during our audit, we did not identify any deficiencies in internal control that we consider to be material weaknesses. However, material weaknesses may exist that have not been identified.

Report on Compliance and Other Matters

As part of obtaining reasonable assurance about whether the District's basic financial statements are free from material misstatement, we performed tests of its compliance with certain provisions of laws, regulations, contracts, and grant agreements, noncompliance with which could have a direct and material effect on the basic financial statement. However, providing an opinion on compliance with those provisions was not an objective of our audit and, accordingly, we do not express such an opinion. The results of our tests disclosed no instances of noncompliance or other matters that are required to be reported under *Government Auditing Standards*.

Purpose of this Report

The purpose of this report is solely to describe the scope of our testing of internal control and compliance and the results of that testing, and not to provide an opinion on the effectiveness of the District's internal control or on compliance. This report is an integral part of an audit performed in accordance with *Government Auditing Standards* in considering the District's internal control and compliance. Accordingly, this communication is not suitable for any other purpose.

St. Cloud, Minnesota
October 13, 2022

**Report on Compliance for Each Major Federal Program
and Report on Internal Control over Compliance Required by
the Uniform Guidance**

Independent Auditor's Report

To the School Board
Independent School District No. 656
Faribault, Minnesota

Report on Compliance for Each Major Federal Program

Opinion on Each Major Federal Program

We have audited Independent School District No. 656's, Faribault, Minnesota compliance with the types of compliance requirements identified as subject to audit in the *OMB Compliance Supplement* that could have a direct and material effect on each of the District's major federal programs for the year ended June 30, 2022. The District's major federal programs are identified in the summary of auditor's results section of the accompanying Schedule of Findings and Questioned Costs in Accordance with the Uniform Guidance.

In our opinion, the District complied, in all material respects, with the types of compliance requirements referred to above that could have a direct and material effect on each of its major federal programs for the year ended June 30, 2022.

Basis for Opinion on Each Major Federal Program

We conducted our audit of compliance in accordance with auditing standards generally accepted in the United States of America (GAAS); the standards applicable to financial audits contained in *Government Auditing Standards* issued by the Comptroller General of the United States (*Government Auditing Standards*); and the audit requirements of Title 2 U.S. Code of Federal Regulations Part 200, *Uniform Administrative Requirements, Cost Principles, and Audit Requirements for Federal Awards* (Uniform Guidance). Our responsibilities under those standards and the Uniform Guidance are further described in the Auditor's Responsibilities for the Audit of Compliance section of our report.

We are required to be independent of the District and to meet our other ethical responsibilities, in accordance with relevant ethical requirements relating to our audit. We believe that the audit evidence we have obtained is sufficient and appropriate to provide a basis for our opinion on compliance for each major federal program. Our audit does not provide a legal determination of the District's compliance with the compliance requirements referred to above.

Responsibilities of Management for Compliance

Management is responsible for compliance with the requirements referred to above and for the design, implementation, and maintenance of effective internal control over compliance with the requirements of laws, statutes, regulations, rules and provisions of contracts or grant agreements applicable to the District's federal programs.

Auditor's Responsibilities for the Audit of Compliance

Our objectives are to obtain reasonable assurance about whether material noncompliance with the compliance requirements referred to above occurred, whether due to fraud or error, and express an opinion on the District's compliance based on our audit. Reasonable assurance is a high level of assurance but is not absolute assurance and therefore is not a guarantee that an audit conducted in accordance with GAAS, *Government Auditing Standards*, and the Uniform Guidance will always detect material noncompliance when it exists. The risk of not detecting material noncompliance resulting from fraud is higher than for that resulting from error, as fraud may involve collusion, forgery, intentional omissions, misrepresentations, or the override of internal control. Noncompliance with the compliance requirements referred to above is considered material, if there is a substantial likelihood that, individually or in the aggregate, it would influence the judgment made by a reasonable user of the report on compliance about the District's compliance with the requirements of each major federal program as a whole.

In performing an audit in accordance with GAAS, *Government Auditing Standards*, and the Uniform Guidance, we

- Exercise professional judgment and maintain professional skepticism throughout the audit.
- Identify and assess the risks of material noncompliance, whether due to fraud or error, and design and perform audit procedures responsive to those risks. Such procedures include examining, on a test basis, evidence regarding the District's compliance with the compliance requirements referred to above and performing such other procedures as we considered necessary in the circumstances.
- Obtain an understanding of the District's internal control over compliance relevant to the audit in order to design audit procedures that are appropriate in the circumstances and to test and report on internal control over compliance in accordance with the Uniform Guidance, but not for the purpose of expressing an opinion on the effectiveness of District's internal control over compliance. Accordingly, no such opinion is expressed.

We are required to communicate with those charged with governance regarding, among other matters, the planned scope and timing of the audit and any significant deficiencies and material weaknesses in internal control over compliance that we identified during the audit.

Report on Internal Control over Compliance

A deficiency in internal control over compliance exists when the design or operation of a control over compliance does not allow management or employees, in the normal course of performing their assigned functions, to prevent, or detect and correct, noncompliance with a type of compliance requirement of a federal program on a timely basis. A material weakness in internal control over compliance is a deficiency, or combination of deficiencies, in internal control over compliance, such that there is a reasonable possibility that material noncompliance with a type of compliance requirement of a federal program will not be prevented, or detected and corrected, on a timely basis. A significant deficiency in internal control over compliance is a deficiency, or a combination of deficiencies, in internal control over compliance with a type of compliance requirement of a federal program that is less severe than a material weakness in internal control over compliance, yet important enough to merit attention by those charged with governance.

Report on Internal Control over Compliance (Continued)

Our consideration of internal control over compliance was for the limited purpose described in Auditor's Responsibilities for the Audit of Compliance section and was not designed to identify all deficiencies in internal control over compliance that might be material weaknesses or significant deficiencies in internal control over compliance. Given these limitations, during our audit we did not identify any deficiencies in internal control over compliance that we consider to be material weaknesses, as defined above. However, material weaknesses or significant deficiencies in internal control over compliance may exist that were not identified.

Our audit was not designed for the purpose of expressing an opinion on the effectiveness of internal control over compliance. Accordingly, no such opinion is expressed.

The purpose of this report on internal control over compliance is solely to describe the scope of our testing of internal control over compliance and the results of that testing based on the requirements of the Uniform Guidance. Accordingly, this report is not suitable for any other purpose.

St. Cloud, Minnesota
October 13, 2022

**Independent School District No. 656
Schedule of Findings and Questioned Costs
in Accordance with the Uniform Guidance**

SECTION I – SUMMARY OF AUDITOR'S RESULTS

Financial Statements

Type of auditor's report issued:

We issued an unmodified opinion on the fair presentation of the basic financial statements of the governmental activities, each major fund, and the aggregate remaining fund information in accordance with accounting principles generally accepted in the United States of America (GAAP)

Internal control over financial reporting:

- Material weakness(es) identified? No
- Significant deficiency(ies) identified? None reported

Noncompliance material to basic financial statements noted?

No

Federal Awards

Type of auditor's report issued on compliance for major programs:

Unmodified

Internal control over major programs:

- Material weakness(es) identified? No
- Significant deficiency(ies) identified? None reported

Any audit findings disclosed that are required to be reported in accordance with 2 CFR 200.516?

No

Identification of Major Programs

Assistance Listing No.: 84.010

Name of Federal Program or Cluster: Title I

Assistance Listing No.: 21.027

Coronavirus State and Local Fiscal Recovery Funds

Name of Federal Program or Cluster:

Assistance Listing No.: 84.425

Name of Federal Program or Cluster: Education Stabilization Fund

Assistance Listing No.: 84.371C

Name of Federal Program or Cluster: Comprehensive Literacy Development Grant

Dollar threshold used to distinguish between type A and type B programs: \$750,000

Auditee qualified as low risk auditee?

Yes

**Independent School District No. 656
Schedule of Findings and Questioned Costs
in Accordance with the Uniform Guidance**

SECTION II – BASIC FINANCIAL STATEMENT FINDINGS

There are no findings related to the basic financial statements required to be reported under *Governmental Auditing Standards* generally accepted in the United States of America for the year ended June 30, 2022.

SECTION III – FEDERAL AWARD FINDINGS AND QUESTIONED COSTS

There were no federal award findings or questioned costs identified.

SECTION IV – PRIOR YEAR FINDINGS AND QUESTIONED COSTS

None.

PRELIMINARY

(THIS PAGE LEFT BLANK INTENTIONALLY)

PRELIMINARY

Minnesota Legal Compliance

Independent Auditor's Report

To the School Board
Independent School District No. 656
Faribault, Minnesota

We have audited, in accordance with auditing standards generally accepted in the United States of America and the standards applicable to financial audits contained in *Government Auditing Standards*, issued by the Comptroller General of the United States, the basic financial statements of the governmental activities, each major fund, and the aggregate remaining fund information of Independent School District No. 656, Faribault, Minnesota, as of and for the year ended June 30, 2022, and the related notes to basic financial statements, and have issued our report thereon dated October 13, 2022.

In connection with our audit, nothing came to our attention that caused us to believe that the District failed to comply with the provisions of the contracting and bidding, deposits and investments, conflicts of interest, public indebtedness, claims and disbursements, miscellaneous provisions, and uniform financial accounting and reporting standards for school districts sections of the *Minnesota Legal Compliance Audit Guide for School Districts*, promulgated by the State Auditor pursuant to *Minnesota Statutes* § 6.65, insofar as they relate to accounting matters. However, our audit was not directed primarily toward obtaining knowledge of such noncompliance. Accordingly, had we performed additional procedures, other matters may have come to our attention regarding the District's noncompliance with the above referenced provisions, insofar as they relate to accounting matters.

The purpose of this report is solely to describe the scope of our testing of compliance and the results of that testing, and not to provide an opinion on compliance. Accordingly, this communication is not suitable for any other purpose.

St. Cloud, Minnesota
October 13, 2022